

ROBUST SELF-TRIGGERED CONTROL APPROACHES OPTIMIZING SENSORS UTILIZATION WITH ASYNCHRONOUS MEASUREMENTS

A PREPRINT

 **Abbas Tariverdi***
abbasta@abbasta.com

November 21, 2025

ABSTRACT

Note: This research was conducted in 2017–2018. The literature review has not been updated and may not reflect subsequent or concurrent developments in the field.

Most control systems run on digital hardware with limited communication resources. This work develops self-triggered control for linear systems where sensors update independently (asynchronous measurements). The controller computes an optimal horizon at each sampling instant, selecting which sensor to read over the next several time steps to maximize inter-sample intervals while maintaining stability.

Two implementations address computational complexity. The online version solves an optimization problem at each update for theoretical optimality. The offline version precomputes optimal horizons using conic partitioning, reducing online computation to a lookup. Both guarantee exponential stability for unperturbed systems and global uniform ultimate boundedness for systems with bounded disturbances. Simulations demonstrate 59-74% reductions in sensor utilization compared to periodic sampling. The framework enables resource-efficient control in networked systems with communication constraints.

Keywords Event-triggered control · global uniform ultimate boundedness · sampled-data systems · self-Triggered control · network control systems

1 Introduction

Most control systems now run on digital hardware. Networked Control Systems (NCSs) require careful management of limited computational and communication resources Heemels et al. [2012]. This drives fundamental design questions: when to sample sensors, when to update control actions, and when to transmit data Miskowicz [2018].

Event-based control addresses these resource constraints by updating control inputs only when necessary. Two approaches exist: *event-triggered control*, which monitors measurements continuously and triggers updates when a threshold condition is violated, and *self-triggered control*, which precomputes the next update time using sampled measurements and plant dynamics Heemels et al. [2012].

The key challenge is stability. Self-triggered mechanisms must enlarge average sampling intervals, reducing computational and energy costs, while maintaining system stability. This work designs self-triggered state-feedback controllers for linear systems that achieve this balance. Self-triggered control for systems with *asynchronous measurements* presents unique challenges. Unlike synchronous sampling where all sensors update simultaneously, asynchronous measurements arrive at different rates. This is common when sensors have varying priorities, power constraints, or communication delays.

Stability analysis for aperiodic sampled-data systems has developed along four main approaches Hetel et al. [2017]: time-delay modeling, hybrid systems, discrete-time methods, and input-output stability. The *time-delay approach*

*This work was conducted while Abbas Tariverdi was with CRISTAL (Research Center in Computer Science, Signal and Automatic Control of Lille), UMR 9189, CNRS, University of Lille, Centrale Lille, Lille, France.

Mikheev et al. [1988], Fridman and Shaked [2003] models the system as continuous-time with time-varying delay, extending naturally to asynchronous measurements where each sensor introduces an independent delay. The *hybrid systems approach* Dullerud and Lall [1999], Toivonen [1992] models sampling as discrete jumps in continuous dynamics; here, each asynchronous sensor creates its own jump sequence.

The *discrete-time approach* analyzes the spectral radius or constructs appropriate Lyapunov functions. Methods include quasi-quadratic Molchanov and Pyatnitskiy [1989], parameter-dependent Daafouz and Bernussou [2001], and path-dependent Lee [2006] formulations. For asynchronous systems, this approach addresses packet dropouts and time-varying delays that exceed sampling intervals Cloosterman et al. [2010], van de Wouw et al. [2010], common when sensors operate independently. Finally, the *input-output approach* treats sampling and delay as perturbations to the nominal control loop, using small-gain conditions to quantify how independent sensor delays affect closed-loop stability margins Mirkin [2007], Fujioka [2009].

Self-triggered control leverages these foundations to precompute the next update time using current measurements and plant dynamics. No continuous monitoring is required. Early work discretized plants for linear systems Velasco et al. [2003] or designed H_∞ controllers balancing CPU utilization with performance Wang and Lemmon [2008]. Extensions to nonlinear systems followed, building on event-triggering foundations Tabuada [2007], Anta and Tabuada [2010].

A key advance came from ISS-based approaches Mazo et al. [2009, 2010]. Using Lyapunov-based triggering conditions, these methods guarantee exponential input-to-state stability while enlarging sampling intervals. Implementation uses discrete-time evaluation: periodic checking rather than continuous monitoring. Wang and Lemmon extended this framework to guarantee finite-gain L_2 stability through continuous Lyapunov decay Wang and Lemmon [2009, 2010], handling arbitrary disturbances independent of the process model.

The relevance of this approach is clear: precomputed sampling decisions dramatically reduce computational overhead compared to continuous event monitoring. The question for asynchronous measurements is whether this advantage persists when sensors operate on independent schedules rather than synchronized clocks.

This paper develops optimal self-triggering mechanisms that maximize average sampling intervals while guaranteeing exponential stability for both unperturbed and perturbed linear systems. At each sampling instant, the controller computes an *optimal horizon*, a sequence specifying which sensor (or none) to read over the next several time steps. This transforms the problem from simple triggering to active sensor scheduling.

A major complexity in optimal self-triggered control is computational intensity. Solving an optimization problem at every sampling instant is often impractical for embedded real-time implementation. We address this through two distinct implementations. The *online implementation* solves the optimization problem at each step, demonstrating theoretical optimality but demanding higher computation. The *offline implementation* utilizes conic partitioning to precompute optimal horizons for specific state-space regions. This reduces the online execution to a low-complexity lookup table, making it suitable for real-time deployment.

Section 2 establishes the system model and problem formulation. Section 3 analyzes ideal conditions, deriving both implementations with stability proofs. Section 4 extends the framework to systems with bounded disturbances. Section 5 validates the approach through numerical studies, and Section 6 summarizes the contributions. Detailed proofs are provided in Section 7.

2 System Description and Problem Statement

2.1 System Description

We consider a continuous time LTI control system

$$\dot{x}(t) = Ax(t) + Bu(t), \forall t \geq 0, \quad (1)$$

where $x \in \mathbb{R}^n$ is the system's state, $u \in \mathbb{R}^m$ is the system's input and A and B are matrices of appropriate dimensions. We consider a sampled-data controller

$$u(t) = u^*(t_h), \forall t_h = hT, h \in \mathbb{N},$$

in which $u^*(t_h)$ is constant $\forall t \in [t_h, t_h + T)$, and the sampling instants t_h , $h \in \mathbb{N}$, satisfy

$$T = t_{h+1} - t_h > 0, \forall h \in \mathbb{N}, \text{ with } t_0 = 0. \quad (2)$$

The discrete-time model of the system (1) at instants t_h can be written as

$$x(t_{h+1}) = e^{AT}x(t_h) + \int_0^T e^{As}Bu^*(t_h)ds. \quad (3)$$

The aim of the paper is to propose a self triggering mechanism in which the next sampling instant t_{h+1} , $h \in \mathbb{N}$, is calculated at each sampling instant t_h , $h \in \mathbb{N}$, based on partial and/or full information about $x(t_h)$ and an optimization criterion.

2.2 System Reformulation

In classical work concerning self triggering control, at each sampling instant, the next optimal (based on some certain criteria) admissible sampling intervals are computed. In this work, we want to compute the next optimal sampling intervals over a finite horizon. Therefore, we need to introduce remodeling of the system and a few notations regarding sampling horizons and sampling sequences.

We consider a scenario in which all sensors may not be used simultaneously at each sampling instant t_h . In other words, at each sampling instant t_h , we suppose that the proposed mechanism just may use one sensor's measurement while preserves the stability of the system. Therefore, we consider a sampled-data state-feedback controller

$$u^*(t_h) = K\hat{x}(t_h), \quad \forall t_h = hT, \quad h \in \mathbb{N}, \quad (4)$$

in which K is a given feedback gain matrix such that the sampling instants t_h , $h \in \mathbb{N}$, satisfy

$$T = t_{h+1} - t_h > 0, \quad \forall h \in \mathbb{N}, \quad \text{with } t_0 = 0.$$

and

$$\hat{x}(t_h) = [\hat{x}^{(1)}(t_h), \dots, \hat{x}^{(m)}(t_h)]^T \in \mathbb{R}^n, \quad \hat{x}(t_0) \in \mathbb{R}^n,$$

where,

$$\hat{x}^{(i)}(t_h) = \begin{cases} x^{(i)}(t_h) & \text{If sensor } i^{th} \text{ is sampled at } t_h. \\ \hat{x}^{(i)}(t_{h-1}) & \text{Otherwise.} \end{cases} \quad (5)$$

A description of the system with asynchronous measurement is depicted in Fig. refSystemDes.

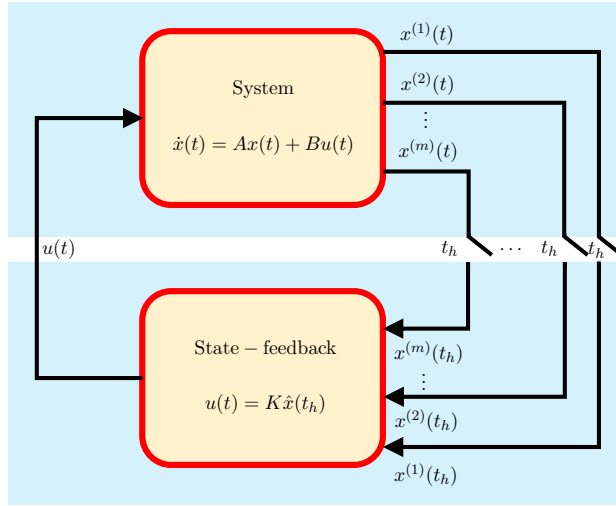


Figure 1: System description with asynchronous measurement.

Equivalently, (5) can be written as

$$\hat{x}^{(i)}(t_h) = \delta^{(i)}(t_h)x^{(i)}(t_h) + (1 - \delta^{(i)}(t_h))\hat{x}^{(i)}(t_{h-1}), \quad (6)$$

with

$$\delta^{(i)}(t_h) = \begin{cases} 1 & \text{If sensor } i^{th} \text{ is sampled at } t_h. \\ 0 & \text{Otherwise.} \end{cases}$$

In collective form, (6) can shown as

$$\hat{x}(t_h) = M(t_h)x(t_h) + N(t_h)\hat{x}(t_{h-1}), \quad (7)$$

with

$$M(t_h) = \text{diag}\{\delta^{(1)}(t_h)I_{n_1}, \delta^{(2)}(t_h)I_{n_2}, \dots, \delta^{(m-1)}(t_h)I_{n_{m-1}}, \delta^{(m)}(t_h)I_{n_m}\}.$$

and

$$N(t_h) = \text{diag}\{(1 - \delta^{(1)}(t_h))I_{n_1}, (1 - \delta^{(2)}(t_h))I_{n_2}, \dots, (1 - \delta^{(m)}(t_h))I_{n_m}\}.$$

From (4) and (7), the discrete-time model of the system (3) at instants t_h can be written as

$$\begin{aligned} x(t_{h+1}) &= e^{AT} x(t_h) + \int_0^T e^{As} B ds K \hat{x}(t_h), \\ \hat{x}(t_h) &= M(t_h) x(t_h) + N(t_h) \hat{x}(t_{h-1}). \end{aligned} \quad (8)$$

in the collective form, equation (8) yields

$$\eta_{h+1} = \tilde{A}_{(s_h)} \eta_h, \quad \forall t_h = hT, \quad h \in \mathbb{N}, \quad \eta_0 = [x(t_0) \ x(t_0)]^T \quad (9)$$

with

$$\eta_h = [x(t_h) \ \hat{x}(t_{h-1})]^T, \quad \eta_{h+1} = [x(t_{h+1}) \ \hat{x}(t_h)]^T,$$

and

$$\tilde{A}_{(s_h)} = \begin{bmatrix} e^{AT} + \int_0^T e^{As} B K ds M(t_h) & \int_0^T e^{As} B K ds N(t_h) \\ M(t_h) & N(t_h) \end{bmatrix}. \quad (10)$$

$\sigma = \{S_\sigma^j\}_{j=1}^l = (S_\sigma^1 S_\sigma^2 \dots S_\sigma^l)$, with $l \in \mathbb{N} \setminus \{0\}$, refers to a horizon of sampled sensors with length l , where j represents the position of a sampled sensor S_σ^j inside the horizon. For a finite set $\mathcal{S} \subset \mathbb{N}$, we define $S_{l_{min}}^{l_{max}}(\mathcal{S})$ the set of all horizons $\sigma = \{S_\sigma^j\}_{j=1}^l$ of length $l \in [l_{min}, l_{max}]$ with values $S_\sigma^j \in \mathcal{S}$, $\forall j \in \{1, \dots, l\}$:

$$\begin{aligned} S_{l_{min}}^{l_{max}}(\mathcal{S}) &= \left\{ \sigma = \{S_\sigma^j\}_{j=1}^l : l \in [l_{min}, l_{max}], \text{ and,} \right. \\ &\quad \left. S_\sigma^j \in \mathcal{S}, \forall j \in \{1, \dots, l\} \right\}. \end{aligned} \quad (11)$$

We denote by $\{\sigma_k\}_{k \in \mathbb{N}}$ a sampling sequence composed by sampling horizons $\sigma_k = (S_{\sigma_k}^1 \dots S_{\sigma_k}^{l_k}) \in S_{l_{min}}^{l_{max}}(\mathcal{S})$, $k \in \mathbb{N}$. The scalars $S_{\sigma_k}^i$, $k \in \mathbb{N}$, $i \in \{1, \dots, l_k\}$ define sensors which are used and constitute the sampling sequence where k indicates the index of the horizon and i the position of this sampling step in the considered horizon σ_k .

The representation of system (9) over a sampling sequence $\{\sigma_k\}_{k \in \mathbb{N}}$ is given as

$$x_{k+1} = \Phi_{\sigma_k} x_k, \quad k \in \mathbb{N}, \quad (12)$$

with

$$\Phi_{\sigma_k} = \tilde{A}_{(S_{\sigma_k}^{l_k})} \tilde{A}_{(S_{\sigma_k}^{l_k-1})} \dots \tilde{A}_{(S_{\sigma_k}^1)}, \quad x_k = x(\tau_k). \quad (13)$$

The instant τ_k , $k \in \mathbb{N}$ denotes the starting time of a sampling sequence σ_k such that

$$\tau_{k+1} = \tau_k + l_k T, \quad \tau_0 = t_0 = 0 \quad (14)$$

A description of these sequences is depicted in Fig. 2.

2.3 Motivational Example

Consider a system of the form (3) with a constant sampling interval $T_h = T$, $\forall h \in \mathbb{N}$, and the following characteristics

$$A = \begin{bmatrix} 0 & 1 \\ -2 & 3 \end{bmatrix}, \quad B = \begin{bmatrix} 0 \\ 1 \end{bmatrix}, \quad K = [1 \quad -4]. \quad (15)$$

To clarify our motivation, let us look at the transition matrix $\tilde{A}_{(2)}^4 \times \tilde{A}_{(1)}^1 \times \tilde{A}_{(0)}^2$. According to the notation, $\tilde{A}_{(i)}$ refers to the discretized collective form (10) which is obtained by using the sensor i^{th} 's information in each constant period.

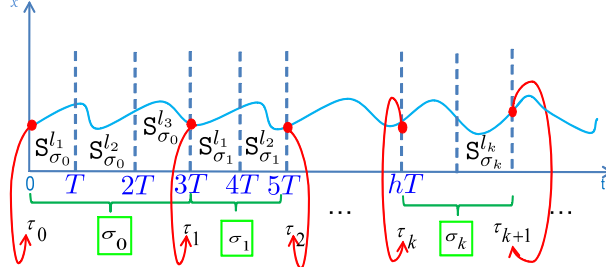


Figure 2: System state discretization using asynchronous measurement.

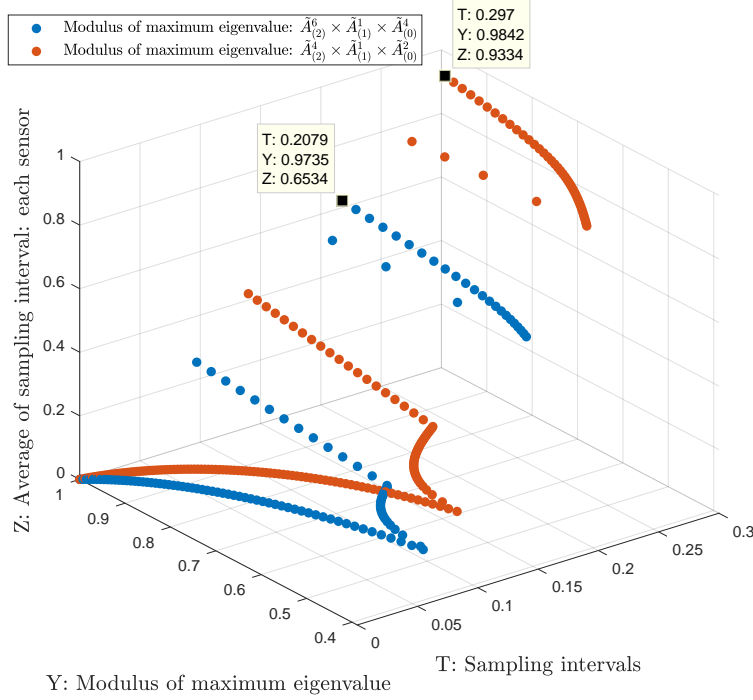


Figure 3: Evolution of the average of sampling intervals for each sensor with respect to modulus of the maximum eigenvalue and stabilizing sampling intervals

Fig. 3 shows that the system stability and the average of sampling intervals for each sensor depend on the sampling interval T and a sensor is used in each sampling period. For the transition matrix $\tilde{A}_{(2)}^4 \times \tilde{A}_{(1)}^1 \times \tilde{A}_{(0)}^2$ and the constant sampling period $T = 0.297s$, the average of sampling intervals for each sensor is 0.9334 which is considerably greater than $T_{Schur} = 0.59$. T_{Schur} is the maximum allowable periodic sampling interval that stabilize the system provided that all sensors' information is used at each sampling period.

Motivated by this observation, this work aims at characterizing other sampling sequences that not only stabilize the system (3) but also have a maximum average of sampling intervals for each sensor among other possible sequences based on the current state of the system.

2.4 Problem Statement

Our aim is to calculate, for a current state $x_k = x(\tau_k)$ at instant τ_k , the next sampling horizon $\sigma_k \in S_{l_{min}}^{l_{max}}(\mathcal{S})$ for a given l_{min} and l_{max} and \mathcal{S} which has a maximum possible average of sampling intervals for each sensor and ensures the system's exponential stability.

3 Main Results: Perturbation-free Case

3.1 Proposed Self Triggering Mechanism and Stability Analysis: Online case

3.1.1 Self Triggering Mechanism and Stability Analysis

Proposition 1 ensures exponential stability of the discretized system (12) in which the next sampling horizon σ_k defined by proposed self-triggering mechanism.

Proposition 1. Consider a scalar $\beta > 0$, a constant sampling interval T , and a matrix $P = P^T \succ 0$ such that

$$\exists \sigma^* \in S_{l_{min}}^{l_{max}}(\mathcal{S}) : \Phi_{\sigma^*}^T P \Phi_{\sigma^*} - e^{(-\beta|\sigma^*|T)} P \prec 0. \quad (16)$$

Then, system (12) with the self-triggering mechanism defined by

$$\sigma_k \in \arg \max_{\sigma \in \bar{S}_{l_{min}}^{l_{max}}(\mathcal{S}, x_k)} \left\{ \frac{\sum_{j \in \{S_\sigma^j = 0\}} 1 + |\sigma|}{|S||\sigma|} \right\}, \quad (17)$$

with

$$\bar{S}_{l_{min}}^{l_{max}}(\mathcal{S}, x_k) = \left\{ \sigma \in S_{l_{min}}^{l_{max}}(\mathcal{S}) : \zeta_k \leq 0 \right\}, \quad (18)$$

is exponentially stable with the decay rate of $\beta/2$, where $\zeta_k = x_k^T \left(\Phi_{\sigma}^T P \Phi_{\sigma} - e^{(-\beta|\sigma|T)} P \right) x_k$.

Proof. Consider a quadratic Lyapunov function $V : \mathbb{R}^n \rightarrow \mathbb{R}^+$ defined by $V(x_k) = x_k^T P x_k$ in which the matrix P satisfies (16). Then by construction, the set $\bar{S}_{l_{min}}^{l_{max}}(\mathcal{S}, x_k)$ defined by (18) is not empty (i.e. $\sigma^* \in \bar{S}_{l_{min}}^{l_{max}}(\mathcal{S}, x_k)$, $\forall x_k \in \mathbb{R}^n$). Therefore, the arguments of the maxima in the equation (17) is well-defined and non-empty. Then $\forall k \in \mathbb{N}$, by the equation (17) we can conclude that

$$\begin{aligned} V(x_{k+1}) &= x_{k+1}^T P x_k = x_k^T \Phi_{\sigma_k}^T P \Phi_{\sigma_k} x_k \\ &\leq e^{(-\beta|\sigma_k|T)} x_k^T P x_k = e^{-\beta(\tau_{k+1}-\tau_k)} V(x_k). \end{aligned} \quad (19)$$

Therefore, $\forall k \in \mathbb{N}$, by recursion, we have $V(x_k) \leq e^{-\beta\tau_k} V(x_0)$, and according to Khalil [2002], system (12) with self triggering control (17) is exponentially stable with the decay rate of $\beta/2$. \square

Remark 1. Self-triggering mechanism defined by (17) chooses a next optimal sequence from the set (18) which contains all stable sequences such that the chosen sequence has a maximum average of sampling intervals among others.

3.1.2 Implementation Algorithm

Algorithm 1 provides a self triggering mechanism for the sampled-data system (12) which generates the next stabilizing and optimal sampling horizon σ_k based on the sampled state $x_k = x(\tau_k)$.

3.2 Proposed Self Triggering Mechanism and Stability Analysis: Offline case

A main drawback of the algorithm which is introduced in the previous is its heavy computation load. In other words, at each instant τ_k , Algorithm 1 should be performed to find the solution of the optimization problem. Computationally speaking, it is not applicable in a real-time implementation. For example, Algorithm 1 needs to examine the set of all horizons to find stable sequences and accordingly all optimal sequences. Thus, the algorithm has a complexity of

$$\mathcal{O}\left\{ \left| S_{l_{min}}^{l_{max}}(\mathcal{S}) \right| = \sum_{i=l_{min}}^{l_{max}} \left| \mathcal{S} \right|^i \right\},$$

which is not realistic for a real-time implementation.

In this section, an offline tractable method for partitioning of the state space into a finite number of conic regions \mathcal{R}_c , $c \in \{1, \dots, N\}$, is proposed. The idea is to define a set $\Psi_{(c)}$ of optimal sequences for each of these regions. For this purpose, we use conic covering technique proposed in Fiter et al. [2012]:

Consider $N \in \mathbb{N}$ conic regions \mathcal{R}_c such that

$$\mathcal{R}_c = \left\{ x \in \mathbb{R}^n : x^T Q_c x \geq 0 \right\}, \quad \forall c \in \{1, \dots, N\}, \quad (20)$$

where the matrices Q_c are designed as it is explained in Fiter et al. [2012].

A partition of the state space based on this technique is shown in Fig. 4.

Algorithm 1 Self Triggering Mechanism for Sampled-Data System (12): Online case**OFFLINE Procedure:**

- Define l_{min} and l_{max} , the minimum and maximum length of the considered sampling horizons.
- Define a constant sampling interval T and a finite set $\mathcal{S} = \{S^1, S^2, \dots, S^m\}$ of sensors' number.
- Design the set $S_{l_{min}}^{l_{max}}(\mathcal{S})$ of sampling horizons of length $l \in [l_{min}, l_{max}]$ constituted of sensors in \mathcal{S} .
- Compute the matrix $P = P^T \succ 0$ for a given stable sequence $\sigma^* \in S_{l_{min}}^{l_{max}}(\mathcal{S})$ i.e. Φ_{σ^*} is a Schur matrix satisfying: $\Phi_{\sigma^*}^T P \Phi_{\sigma^*} - e^{(-\beta|\sigma^*|T)} P \prec 0$.

ONLINE Procedure: At each instant τ_k :

$$T_{avg_{max}} = \frac{\sum_{j \in \{s_{\sigma^*}^j = 0\}} 1 + |\sigma^*|}{|\mathcal{S}| |\sigma^*|}$$

$$\sigma_{opt} = \{\sigma^*\}$$

for all $\sigma \in S_{l_{min}}^{l_{max}}(\mathcal{S})$: **do**

if $x_k^T (\Phi_{\sigma}^T P \Phi_{\sigma} - e^{(-\beta|\sigma|T)} P) x_k < 0$ **then**

$$T_{avg} = \frac{\sum_{j \in \{s_{\sigma}^j = 0\}} 1 + |\sigma|}{|\mathcal{S}| |\sigma|}$$

$$\sigma_{opt} = \{\sigma\}$$

if $T_{avg} > T_{avg_{max}}$ **then**

$$T_{avg_{max}} = T_{avg}$$

$$\sigma_{opt} = \{\sigma\}$$

else if $T_{avg} = T_{avg_{max}}$ **then**

$$\sigma_{opt} = \{\sigma_{opt}, \sigma\}$$

end if

end if

end for

Choose randomly σ_k , from σ_{opt} .

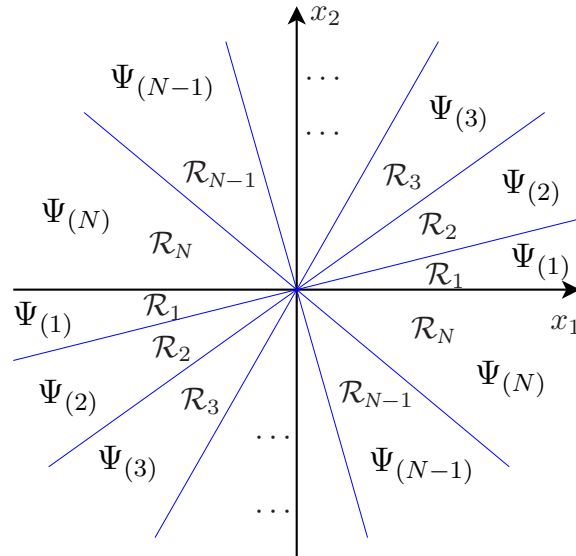


Figure 4: Covering the state space of dimension 2 with N conic regions $\mathcal{R}_c, c \in \{1, \dots, N\}$

3.2.1 Self Triggering Mechanism and Stability Analysis

Proposition 2 ensures exponential stability of the discretized system (12) in which for a conic region \mathcal{R}_c , the next sampling horizon $\sigma^{(c)}$ defined by proposed self-triggering for each conic region \mathcal{R}_c , $c \in \{1, \dots, N\}$.

Proposition 2. Consider a scalar $\beta > 0$, a constant sampling interval T , and a matrix $P = P^T \succ 0$ such that

$$\exists \sigma^* \in S_{l_{min}}^{l_{max}}(\mathcal{S}) : \Phi_{\sigma^*}^T P \Phi_{\sigma^*} - e^{(-\beta|\sigma^*|T)} P \prec 0. \quad (21)$$

Then the system (12) with the self-triggering mechanism defined by:

$$\sigma_k \in \arg \max_{\sigma \in \Psi_{(c)} : c \in \{1, \dots, N\} \text{ and } x_k \in \mathcal{R}_c} \left\{ \frac{\sum_{j \in \{s_\sigma^j=0\}} 1 + |\sigma|}{|\mathcal{S}||\sigma|} \right\}, \quad (22)$$

with

$$\Psi_{(c)} = \arg \max_{\sigma \in \bar{S}_{l_{min}}^{l_{max}}(\mathcal{S}, \mathcal{R}_c)} \left\{ \frac{\sum_{j \in \{s_\sigma^j=0\}} 1 + |\sigma|}{|\mathcal{S}||\sigma|} \right\}, \quad (23)$$

where

$$\begin{aligned} \bar{S}_{l_{min}}^{l_{max}}(\mathcal{S}, \mathcal{R}_c) = \left\{ \sigma \in S_{l_{min}}^{l_{max}}(\mathcal{S}) : \exists \epsilon_c > 0, \right. \\ \left. \Phi_\sigma^T P \Phi_\sigma - e^{(-\beta|\sigma|T)} P + \epsilon_c Q_c \preceq 0 \right\}, \end{aligned} \quad (24)$$

is exponentially stable with the decay rate of $\beta/2$.

Proof. Consider a quadratic Lyapunov function $V : \mathbb{R}^n \rightarrow \mathbb{R}^+$ defined by $V(x_k) = x_k^T P x_k$ in which the matrix P satisfies (21). Then by construction, the set $\bar{S}_{l_{min}}^{l_{max}}(\mathcal{S}, \mathcal{R}_c)$ defined by (24) is not empty (i.e. $\sigma^* \in \bar{S}_{l_{min}}^{l_{max}}(\mathcal{S}, x_k)$, $\forall x_k \in \mathbb{R}^n$). Therefore, the arguments of the maxima in the equation (22) is well-defined and non-empty. Let $x_k \in \mathbb{R}^n$, $k \in \mathbb{N}$. There exists a conic region \mathcal{R}_c as in (20) such that $x_k \in \mathcal{R}_c$. Consider the sampling horizon σ_k as defined in (22). Therefore, we have $x_k^T (\Phi_{\sigma_k}^T P \Phi_{\sigma_k} - e^{(-\beta|\sigma_k|T)} P) x_k \leq x_k^T (\Phi_{\sigma_k}^T P \Phi_{\sigma_k} - e^{(-\beta|\sigma_k|T)} P + \epsilon_c Q_c) x_k \leq 0$, since by construction $x_k \in \mathcal{R}_c$ and $\sigma_k \in \bar{S}_{l_{min}}^{l_{max}}(\mathcal{S}, \mathcal{R}_c)$. Then, one can conclude that

$$\begin{aligned} V(x_{k+1}) &= x_{k+1}^T P x_{k+1} = x_k^T \Phi_{\sigma_k}^T P \Phi_{\sigma_k} x_k \\ &\leq e^{(-\beta|\sigma_k|T)} x_k^T P x_k = e^{-\beta(\tau_{k+1} - \tau_k)} V(x_k). \end{aligned} \quad (25)$$

Therefore, $\forall k \in \mathbb{N}$, by recursion, we have $V(x_k) \leq e^{-\beta\tau_k} V(x_0)$ and according to Khalil [2002], system (12) with self triggering control (22) is exponentially stable with the decay rate of $\beta/2$. \square

Remark 2. This should be noted that in this theorem, the larger the number of regions by which the state space is partitioned, the greater the performance the system will have.

3.2.2 Implementation Algorithm

Algorithm 2 provides a self triggering algorithm for the sampled-date system (12) which guarantees exponential stability and generates the next stabilizing optimal sampling horizon $\sigma \in \Psi_{(c)}$ based on $x(\tau_k) \in \mathcal{R}_c$ such that the selected sampling horizon has a maximum average of the sampling intervals:

4 Main Results: Perturbed Case

In this section, a self-triggered mechanism is introduced which maximizes the average of next sampling intervals regarding given set of user-defined inter-sampling periods for a continuous time LTI system under bounded perturbation.

Algorithm 2 Self Triggering Mechanism for Sampled-Data System (12): Offline case**OFFLINE Procedure:**

- Define N , the number of conic regions.
- Define l_{min} and l_{max} , the minimum and maximum length of the considered sampling horizons.
- Define a constant sampling interval T and a finite set $\mathcal{S} = \{S^1, S^2, \dots, S^m\}$ of sensors' number.
- Design the set $S_{l_{min}}^{l_{max}}(\mathcal{S})$ of sampling horizons of length $l \in [l_{min}, l_{max}]$ constituted of sensors in \mathcal{S} .
- Compute the matrix $P = P^T \succ 0$ for a given stable sequence $\sigma^* \in S_{l_{min}}^{l_{max}}(\mathcal{S})$ i.e. Φ_{σ^*} is a Schur matrix satisfying: $\Phi_{\sigma^*}^T P \Phi_{\sigma^*} - e^{(-\beta|\sigma^*|T)} P \prec 0$.
- Design a matrix Q_c for each conic region $\mathcal{R}_c = \{x \in \mathbb{R}^n : x^T Q_c x \geq 0\}$, $\forall c \in \{1, \dots, N\}$.
- Compute the set $\Psi_{(c)}$ of optimal sampling horizons for each conic region \mathcal{R}_c :

for all $c = 1 : N$ **do**

$$T_{avg_{max}} = \frac{\sum_{j \in \{s_{\sigma^*}^j = 0\}} 1 + |\sigma^*|}{|\mathcal{S}| |\sigma^*|}$$

$$\Psi_{(c)}^{opt} = \{\sigma^*\}$$

for all $\sigma \in S_{l_{min}}^{l_{max}}(\mathcal{S})$: **do**

if $\Phi_{\sigma}^T P \Phi_{\sigma} - e^{(-\beta|\sigma|T)} P + \epsilon_c Q_c \prec 0$ **then**

$$T_{avg} = \frac{\sum_{j \in \{s_{\sigma}^j = 0\}} 1 + |\sigma|}{|\mathcal{S}| |\sigma|}$$

if $T_{avg} > T_{avg_{max}}$ **then**

$$T_{avg_{max}} = T_{avg}$$

$$\Psi_{(c)}^{opt} = \{\sigma\}$$

else if $T_{avg} = T_{avg_{max}}$ **then**

$$\Psi_{(c)}^{opt} = \{\Psi_{(c)}^{opt}, \sigma\}$$

end if

end if

end for

$$\Psi_{(c)} = \Psi_{(c)}^{opt}$$

end for

ONLINE Procedure: At each instant τ_k :

- Determine the conic region \mathcal{R}_c , $c \in \{1, \dots, N\}$, in which current state x_k belongs.
- Select randomly a corresponding optimal horizon σ_k from the sets $\Psi_{(c)}$, $c \in \{1, \dots, N\}$, for which $x_k \in \mathcal{R}_c$.

4.1 System Reformulation

We consider a perturbed continuous time LTI system

$$\begin{aligned} \dot{x}(t) &= Ax(t) + Bu(t) + Dw(t), \\ t &\geq 0, x \in \mathbb{R}^n, u \in \mathbb{R}^m, w \in \mathbb{R}^{n_w}, \end{aligned} \quad (26)$$

where $w(t)$ is a bounded perturbation. As before, we suppose that the state $x(t)$ of the system (26) is sampled at instants t_h with $h \in \mathbb{N}$ and the sampled-date state-feedback controller satisfies (2) and (4). Then, the discrete model of the system at sampling instants t_h , $h \in \mathbb{N}$ is given by

$$x(t_h + T) = A_{(T)}x(t_h) + B_{(T)}K\hat{x}(t_h) + \tilde{w}_{(T)}(t_h), \quad (27)$$

with

$$\begin{aligned} A_{(T)} &= e^{AT}, \\ B_{(T)} &= \int_0^T e^{As} B ds, \quad \tilde{w}_{(T)}(t_h) = \int_0^T e^{As} D w(t_h + s) ds. \end{aligned} \quad (28)$$

Assumption 1. We suppose that the perturbation is bounded:

$$\|\tilde{w}_{(T)}(t_h)\|_2 \leq \varpi, \quad h \in \mathbb{N}. \quad (29)$$

According to the notation used in the section 2.2 and after first step, one can obtain,

$$x(t_{h+1}) = A_{(T)}x(t_h) + B_{(T)}K\hat{x}(t_h) + \tilde{w}_{(T)}(t_h) \quad (30)$$

In collective form, the (30) can be written as

$$\eta_{h+1} = \tilde{A}_{(\mathbf{s}_h^1)}\eta_h + \begin{bmatrix} \tilde{w}_{(T)}(t_h) \\ \mathbf{0} \end{bmatrix}, \quad \forall t_h = hT, \quad h \in \mathbb{N}, \quad (31)$$

with

$$\eta_{h+1} = [x(t_{h+1}) \quad \hat{x}(t_h)]^T, \quad \eta_h = [x(t_h) \quad \hat{x}(t_{h-1})]^T,$$

and

$$\tilde{A}_{(\mathbf{s}_h^1)} = \begin{bmatrix} A_{(T)} + B_{(T)}KM(t_h) & B_{(T)}KN(t_h) \\ M(t_h) & N(t_h) \end{bmatrix}. \quad (32)$$

After second step

$$\begin{aligned} x(t_h + 2T) &= A_{(T)}x(t_h + T) + B_{(T)}K\hat{x}(t_h + T) \\ &\quad + \tilde{w}_{(T)}(t_h + T) \\ &= A_{(T)}x(t_h + T) \\ &\quad + B_{(T)}KM(t_h + T)x(t_h + T) \\ &\quad + B_{(T)}KN(t_h + T)\hat{x}(t_h) + \tilde{w}_{(T)}(t_h + T) \end{aligned} \quad (33)$$

In collective form, the (33) can be written as

$$\eta_{h+2} = \tilde{A}_{(\mathbf{s}_h^2)}\eta_{h+1} + \begin{bmatrix} \tilde{w}_{(T)}(t_h + T) \\ \mathbf{0} \end{bmatrix}, \quad \forall t_h = hT, \quad h \in \mathbb{N}, \quad (34)$$

with

$$\eta_{h+2} = [x(t_{h+2}) \quad \hat{x}(t_{h+1})]^T, \quad \eta_h = [x(t_{h+1}) \quad \hat{x}(t_h)]^T,$$

and

$$\tilde{A}_{(\mathbf{s}_h^2)} = \begin{bmatrix} A_{(T)} + B_{(T)}KM(t_h + T) & B_{(T)}KN(t_h + T) \\ M(t_h + T) & N(t_h + T) \end{bmatrix}. \quad (35)$$

Combining equations (31) and (34) yields

$$\begin{aligned} \eta_{h+2} &= \tilde{A}_{(\mathbf{s}_h^2)}\tilde{A}_{(\mathbf{s}_h^1)}\eta_h \\ &\quad + \tilde{A}_{(\mathbf{s}_h^2)} \begin{bmatrix} \tilde{w}_{(T)}(t_h) \\ \mathbf{0} \end{bmatrix} + \begin{bmatrix} \tilde{w}_{(T)}(t_h + T) \\ \mathbf{0} \end{bmatrix}, \\ &\quad \forall t_h = hT, \quad h \in \mathbb{N}, \end{aligned} \quad (36)$$

After $l_h \geq 1$ steps, we have

$$\begin{aligned} \eta(t_h + l_h T) &= \left(\prod_{s=1}^{l_h} \tilde{A}_{(\mathbf{s}_h^s)} \right) \eta(t_h) \\ &\quad + \left(\sum_{i=0}^{l_h-1} \left(\prod_{j=i+2}^{l_h} \tilde{A}_{(\mathbf{s}_h^j)} \right) \begin{bmatrix} \tilde{w}_{(T)}(t_h + iT) \\ \mathbf{0} \end{bmatrix} \right) \end{aligned} \quad (37)$$

where

$$\tilde{A}_{(s_h^s)} = \begin{bmatrix} A_{(T)} + B_{(T)}K \times & B_{(T)}K \times \\ M(t_h + (s-1)T) & N(t_h + (s-1)T) \\ M(t_h + (s-1)T) & N(t_h + (s-1)T) \end{bmatrix}.$$

The representation of system (27) over a sampling horizon σ_k is given by

$$\begin{aligned} \eta_{k+1} &= \Phi_{\sigma_k} \eta_k \\ &+ \left(\sum_{i=0}^{|\sigma_k|-1} \left(\prod_{j=i+2}^{|\sigma_k|} \tilde{A}_{(s_{\sigma_k}^j)} \right) \begin{bmatrix} \tilde{w}_{(T)}(\tau_k + iT) \\ \mathbf{0} \end{bmatrix} \right) \\ &= \Phi_{\sigma_k} \eta_k + \bar{w}_k, \end{aligned} \quad (38)$$

in which $x_k = x(\tau_k)$ and the transition matrix corresponding to the sampling horizon σ_k , from instant τ_k to instant τ_{k+1} is given by

$$\Phi_{\sigma_k} = \tilde{A}_{(s_{\sigma_k}^{l_k})} \tilde{A}_{(s_{\sigma_k}^{l_k-1})} \cdots \tilde{A}_{(s_{\sigma_k}^{l_1})} \quad (39)$$

where

$$\tau_{k+1} = \tau_k + l_k T. \quad (40)$$

Since $\tilde{A}_{(s_{\sigma_k}^s)}$, $\forall s, k \in \mathbb{N}$, is a bounded operator and the set \mathcal{S} of considered sampling intervals is finite, there exists a constant C such that

$$C = \max_{s_{\sigma_k}^s \in \mathcal{S}} \left(\left\| \tilde{A}_{(s_{\sigma_k}^s)} \right\|_2 \right), \quad \forall k, s \in \mathbb{N}, \quad (41)$$

According to Assumption 1, one can conclude that

$$\begin{aligned} \left\| \bar{w}_k \right\|_2 &= \left\| \left(\sum_{i=0}^{|\sigma_k|-1} \left(\prod_{j=i+2}^{|\sigma_k|} \tilde{A}_{(s_{\sigma_k}^j)} \right) \begin{bmatrix} \tilde{w}_{(T)}(\tau_k + iT) \\ \mathbf{0} \end{bmatrix} \right) \right\|_2 \\ &\leq \varpi \sum_{q=0}^{|\sigma_k|-1} C^q. \end{aligned} \quad (42)$$

Definition 1. Khalil [2002] Consider system

$$\dot{x} = f(x) \quad (43)$$

where $f : \mathbb{R}^n \rightarrow \mathbb{R}^n$ is locally Lipschitz in x .

The solution of (43) is Globally Uniformly Ultimately Bounded (GUUB) with ultimate bound $b > 0$ independent of $t_0 \geq 0$, and for every arbitrary large $a > 0$, there is $T = T(a, b) \geq 0$, independent of t_0 , such that

$$\left\| x(t_0) \right\| \leq a \Rightarrow \left\| x(t) \right\| \leq b, \quad \forall t \geq t_0 + T \quad (44)$$

4.2 Problem Statement

Consider closed-loop system (38), our aim is to calculate for x_k at instant τ_k , the next optimal sampling horizon σ_k which will be applied to the sampling mechanism in order to ensure global uniform ultimate boundedness of the system's solution.

4.3 Proposed self triggering mechanism and Stability Analysis: Online case

4.3.1 Self Triggering Mechanism and Stability Analysis

Proposition 3 ensures global uniform ultimate boundedness of the discretized system (38) in which the next sampling horizon σ_k defined by proposed self-triggering mechanism.

In the rest of the paper, we use the notation $\mathcal{E}(P, v)$ to refer to the ellipsoid

$$\mathcal{E}(P, v) = \left\{ x \in \mathbb{R}^n : x^T P x \leq v \right\}. \quad (45)$$

For a positive definite matrix $P \in \mathbb{R}^{n \times n}$ and a positive scalar v . For all positive scalar r , we denote by $\mathcal{B}(0, r)$ the ball of radius \sqrt{r} :

$$\mathcal{B}(0, r) = \left\{ x \in \mathbb{R}^n : \|x\|_2^2 \leq r \right\}. \quad (46)$$

Proposition 3. Consider a constant sampling period T , scalars $\beta > 0$ and $\gamma > 0$. If there exists $\sigma^* \in S_{l_{min}}^{l_{max}}(\mathcal{S})$ and symmetric positive definite matrices P, M such that

$$\Phi_{\sigma^*}^T (P + M) \Phi_{\sigma^*} + \left(e^{(-\beta|\sigma^*|T)} - \gamma \right) P \preceq 0, \quad (47)$$

and

$$\begin{bmatrix} M & P \\ P & \frac{\gamma}{\chi} I - P \end{bmatrix} \succeq 0, \quad (48)$$

are verified with $\chi = \left(\varpi \sum_{q=0}^{|\sigma^*|-1} C^q \right)^2$, then the system (38) is GUUB with the self-triggering mechanism defined by

$$\sigma_k \in \begin{cases} \arg \max_{\sigma \in \bar{S}_{l_{min}}^{l_{max}}(\mathcal{S}, x_k)} & \text{If } x_k \notin \mathcal{E}(P, 1), \\ \left\{ \frac{\sum_{j \in \{s_\sigma^j = 0\}} 1 + |\sigma|}{|\mathcal{S}| |\sigma|} \right\}, & \\ \{(0)\}, & \text{If } x_k \in \mathcal{E}(P, 1). \end{cases} \quad (49)$$

with

$$\bar{S}_{l_{min}}^{l_{max}}(\mathcal{S}, x_k) = \left\{ \sigma \in S_{l_{min}}^{l_{max}}(\mathcal{S}); \begin{pmatrix} x_k \\ 1 \end{pmatrix}^T U_\sigma \begin{pmatrix} x_k \\ 1 \end{pmatrix} \geq 0 \right\}, \quad (50)$$

$$U_\sigma = \text{diag} \left(-\Phi_\sigma^T (P + M) \Phi_\sigma + \left(e^{(-\beta|\sigma|T)} - \gamma \right) P, - \left(\varpi \sum_{q=0}^{|\sigma|-1} C^q \right)^2 \lambda_{max}(PM^{-1}P + P) + \gamma \right), \quad (51)$$

Furthermore, the solution of (38) converges and remains in $\mathcal{E}(P, \mu)$, with

$$\mu = \lambda_{max}(P) \left(\frac{C'}{\lambda_{min}(P)} + \varpi \right)^2, \quad (52)$$

where $C' = \|\tilde{A}_{(0)}\|_2$ and ϖ is given in Assumption 1.

Proof. See Appendix. □

Remark 3. To obtain the smallest ellipsoid $\mathcal{E}(P, \mu)$ by which the solution of (38) is bounded, one can consider a ball $\mathcal{B}(0, \psi)$ tangent to the ellipsoid $\mathcal{E}(P, \mu)$ (See Fig. 5) such that if there exists $\sigma^* \in S_{l_{min}}^{l_{max}}(\mathcal{S})$ and symmetric positive definite matrices P, M such that

$$\Phi_{\sigma^*}^T (P + M) \Phi_{\sigma^*} + \left(e^{(-\beta|\sigma^*|T)} - \gamma \right) P \preceq 0, \quad (53)$$

and

$$\begin{bmatrix} M & P \\ P & \frac{\gamma_2}{\chi} I - P \end{bmatrix} \succeq 0, \quad (54)$$

are verified and for the horizon σ^* :

$$\begin{aligned} & \min_{\psi \in \mathbb{R} \setminus \{0\}} \psi \\ & \text{s.t. } P \succ \underline{\zeta} I, \underline{\zeta} > \frac{\mu}{\psi}. \end{aligned} \quad (55)$$

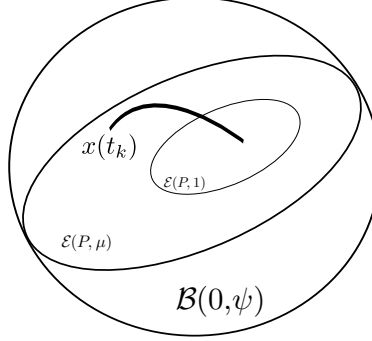


Figure 5: The illustration of three regions $\mathcal{E}(P, 1)$, $\mathcal{E}(P, \mu)$, and $\mathcal{B}(0, \psi)$.

4.3.2 Implementation Algorithm

Algorithm 3 provides a self triggering algorithm for the sampled-date system (38) which generates a next optimal sampling horizon σ_k based on $x(\tau_k)$ such that the selected sampling horizon ensures the system's solution is GUUB.

4.4 Proposed self triggering mechanism and Stability Analysis: Offline case

Similar to the Section 3.2, an offline tractable method is used for splitting of the state space into regions of user-defined number to compute an optimal possible stabilizing horizon based on a region that the state of the system (38) is belong to such that ensures globally uniformly ultimately boundedness of the solution.

4.4.1 Self Triggering Mechanism and Stability Analysis

Proposition 4 ensures globally uniformly ultimately boundedness of the discretized system (38) in which the next optimal sampling horizon $\Psi_{(c)}$ defined by proposed self-triggering for a conic region $\mathcal{R}_c, c \in \mathbb{N}$.

Proposition 4. Consider scalars $\beta > 0$, $\gamma_1 > 0$, $\gamma_2 > 0$, and a constant sampling interval T . If there exists $\sigma^* \in S_{l_{min}}^{l_{max}}(\mathcal{S})$ and symmetric positive definite matrices P such that

$$U = \begin{pmatrix} -\Phi_{\sigma^*}^T P \Phi_{\sigma^*} + (\bar{\beta} - \gamma_1) P & * & * \\ -P \Phi_{\sigma^*} & \frac{\gamma_2}{\chi} I - P & * \\ \mathbf{0} & \mathbf{0} & -\gamma_2 + \gamma_1 \end{pmatrix} \succeq 0, \quad (56)$$

in which $\chi = \varpi \sum_{q=0}^{|\sigma^*|-1} C^q$ and $\bar{\beta} = e^{(-\beta|\sigma^*|T)}$, then the system (38) is GUUB with the self-triggering mechanism defined by

$$\sigma_k \in \begin{cases} \arg \max_{\substack{\sigma \in \Psi_{(c)}, \\ c \in \{1, \dots, N\}, \\ x_k \in \mathcal{R}_c}} \left\{ \frac{\sum_{j \in \{s_{\sigma}^j=0\}} 1 + |\sigma|}{|\mathcal{S}||\sigma|} \right\}, & \text{If } x_k \notin \mathcal{E}(P, 1), \\ \left\{ \begin{pmatrix} 0 \end{pmatrix} \right\}, & \text{If } x_k \in \mathcal{E}(P, 1). \end{cases} \quad (57)$$

Algorithm 3 Self Triggering Mechanism for Sampled-Data System (38): Online case**OFFLINE Procedure:**

- Define l_{min} and l_{max} , the minimum and maximum length of the considered sampling horizons.
- Select positive constant γ .
- Define a constant sampling interval T and a finite set $\mathcal{S} = \{S^1, S^2, \dots, S^m\}$ of sensors' number.
- Design the set $S_{l_{min}}^{l_{max}}(\mathcal{S})$ of sampling horizons of length $l \in [l_{min}, l_{max}]$ constituted of sensors in \mathcal{S} .
- Compute the matrix $P = P^T \succ 0$ and $M = M^T \succ 0$ for a given stable sequence $\sigma^* \in S_{l_{min}}^{l_{max}}(\mathcal{S})$ i.e. Φ_{σ^*} is a Schur matrix satisfying: $\Phi_{\sigma^*}^T (P + M) \Phi_{\sigma^*} + (e^{(-\beta|\sigma^*|T)} - \gamma)P \succeq 0$, $\begin{bmatrix} M & P \\ P & \frac{\gamma}{\chi}I - P \end{bmatrix} \succeq 0$ in which $\chi = \left(\varpi \sum_{q=0}^{|\sigma^*|-1} C^q \right)^2$.

ONLINE Procedure: At each instant τ_k :

$T_{avg_{max}} = \frac{\sum_{j \in \{s_{\sigma^*}^j = 0\}} 1 + |\sigma^*|}{|\mathcal{S}||\sigma^*|}$
 $\sigma_{opt} = \{\sigma^*\}$
for all $\sigma \in S_{l_{min}}^{l_{max}}(\mathcal{S})$: **do**
 if $\begin{pmatrix} x_k \\ 1 \end{pmatrix}^T U_{\sigma} \begin{pmatrix} x_k \\ 1 \end{pmatrix} \geq 0$ **then**
 $T_{avg} = \frac{\sum_{j \in \{s_{\sigma}^j = 0\}} 1 + |\sigma|}{|\mathcal{S}||\sigma|}$
 if $T_{avg} > T_{avg_{max}}$ **then**
 $T_{avg_{max}} = T_{avg}$
 $\sigma_{opt} = \{\sigma\}$
 else if $T_{avg} = T_{avg_{max}}$ **then**
 $\sigma_{opt} = \{\sigma_{opt}, \sigma\}$
 end if
 end if
end for
Choose randomly σ_k , in σ_{opt} .

with

$$\Psi_{(c)} = \arg \max_{\sigma \in \bar{S}_{l_{min}}^{l_{max}}(\mathcal{S}, \mathcal{R}_c)} \left\{ \frac{\sum_{j \in \{s_{\sigma}^j = 0\}} 1 + |\sigma|}{|\mathcal{S}||\sigma|} \right\}, \quad (58)$$

where

$$\bar{S}_{l_{min}}^{l_{max}}(\mathcal{S}, \mathcal{R}_c) = \left\{ \sigma \in S_{l_{min}}^{l_{max}}(\mathcal{S}), \epsilon_c > 0; U_c \succeq 0 \right\}, \quad (59)$$

and $U_c = [u_{ij}]$ is a symmetric matrix defined by

$$\begin{aligned}
u_{11} &= \epsilon_c Q_c - \Phi_{\sigma}^T P \Phi_{\sigma} + \bar{\beta} P - \gamma_1 P, \\
u_{22} &= \frac{\gamma_2}{\varpi \sum_{q=0}^{|\sigma|-1} C^q} I - P, \\
u_{33} &= -\gamma_2 + \gamma_1, \\
u_{21} &= -P \Phi_{\sigma}, \\
u_{31} &= \mathbf{0}, \\
u_{32} &= \mathbf{0}.
\end{aligned} \quad (60)$$

Furthermore, the solution of (38) converges and remains in $\mathcal{E}(P, \mu)$, with

$$\mu = \lambda_{max}(P) \left(\frac{C'}{\lambda_{min}(P)} + \varpi \right)^2, \quad (61)$$

where $C' = \left\| \tilde{A}_{(0)} \right\|_2$ and ϖ is given in Assumption 1.

Proof. See Appendix. □

4.4.2 Implementation Algorithm

Algorithm 4 provides a self triggering mechanism for the sampled-date system (38) which generates the next stabilizing optimal sampling horizon $\sigma \in \Psi_{(c)}$ based on $x(\tau_k) \in \mathcal{R}_c$ such that the selected sampling horizon ensures globally uniformly ultimately boundedness of the solution.

Algorithm 4 Self Triggering Mechanism for Sampled Data System (38): Offline case

OFFLINE Procedure:

- Define N : number of conic regions.
- Define l_{max} and l_{min} , the minimum and maximum length of the considered sampling horizons.
- Select positive constants γ_1 and γ_2 .
- Define a constant sampling interval T and a finite set $\mathcal{S} = \{S^1, S^2, \dots, S^m\}$ of sensors' number.
- Design the set $S_{l_{min}}^{l_{max}}(\mathcal{S})$ of sampling hoizons of length $l \in [l_{min}, l_{max}]$ constituted of sensors in \mathcal{S} .
- Compute the matrix $P = P^T \succ 0$ for a given stable sequence $\sigma^* \in S_{l_{min}}^{l_{max}}(\mathcal{S})$ i.e. Φ_{σ^*} is a Schur matrix

$$\text{satisfying: } \begin{pmatrix} -\Phi_{\sigma^*}^T P \Phi_{\sigma^*} + (\bar{\beta} - \gamma_1)P & * & * \\ -P \Phi_{\sigma^*} & \frac{\gamma_2}{\chi} I_2 - P & * \\ \mathbf{0} & \mathbf{0} & -\gamma_2 + \gamma_1 \end{pmatrix} \succeq 0 \text{ in which } \chi = \varpi \sum_{q=0}^{|\sigma^*|-1} C^q$$

$$\text{and } \bar{\beta} = e^{(-\beta|\sigma^*|T)}.$$

- Design a matrix Q_c for each conic region $\mathcal{R}_c = \{x \in \mathbb{R}^n : x^T Q_c x \geq 0\}$, $\forall c \in \{1, \dots, N\}$.
- Compute the set $\Psi_{(c)}$ of optimal sampling horizons for each conic region \mathcal{R}_c :

for all $c = 1 : N$ **do**

$$T_{avg_{max}} = \frac{\sum_{j \in \{S_{\sigma^*}^j = 0\}} 1 + |\sigma^*|}{|\mathcal{S}| |\sigma^*|}$$

$$\Psi_{(c)}^{opt} = \{\sigma^*\}$$

for all $\sigma \in S_{l_{min}}^{l_{max}}(\mathcal{S})$: **do**

if $U \succeq 0$ **then**

$$T_{avg} = \frac{\sum_{j \in \{S_{\sigma}^j = 0\}} 1 + |\sigma|}{|\mathcal{S}| |\sigma|}$$

if $T_{avg} > T_{avg_{max}}$ **then**

$$T_{avg_{max}} = T_{avg}$$

$$\Psi_{(c)}^{opt} = \{\sigma\}$$

else if $T_{avg} = T_{avg_{max}}$ **then**

$$\Psi_{(c)}^{opt} = \{\Psi_{(c)}^{opt}, \sigma\}$$

end if

end if

end for

$$\Psi_{(c)} = \Psi_{(c)}^{opt}$$

end for

ONLINE Procedure: At each instant τ_k :

- Determine the conic region \mathcal{R}_c , $c \in \{1, \dots, N\}$, in which current state x_k belongs.
 - Select randomly a corresponding optimal horizon σ_k from the sets $\Psi_{(c)}$, $c \in \{1, \dots, N\}$, for which $x_k \in \mathcal{R}_c$.
-

5 Simulation

5.1 Perturbation-free Case

5.1.1 Proposed Self Triggering Mechanism: Online Procedure

To verify the performance of the self-triggering mechanism (17), we consider a continuous time LTI control system (15). Consider sampling horizon of minimum length $l_{min} = 1$ and maximum length $l_{max} = 3$, a set of sensors $\Gamma = \{S^1, S^2\}$, and the initial state $x_0 = [5 \quad -2 \quad 5 \quad -2]^T$. In addition, we define a constant sampling interval $T = 0.3$.

Evolution of the system's states and Lyapunov function using variable sensors sampling with a decay rate $\beta = 0$ are shown in Fig. 6 and Fig. 7, respectively.

It is observed that by employing the proposed mechanism, the system reduced sensor utilization by 73.58% compared to the scenario in which the system uses the sensors in each time step. In addition, Sensors' status for this simulation is shown in Fig. 8.

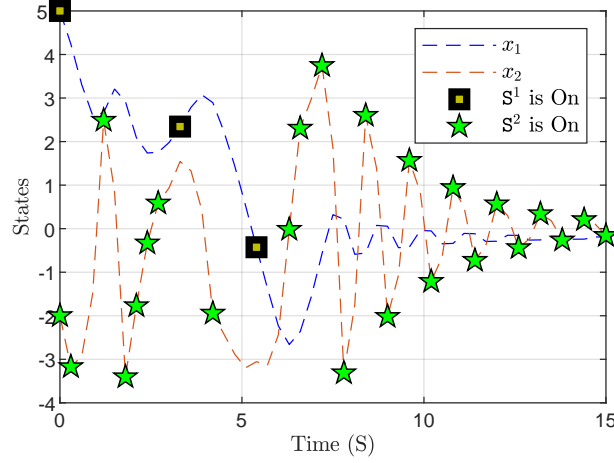


Figure 6: System's states.

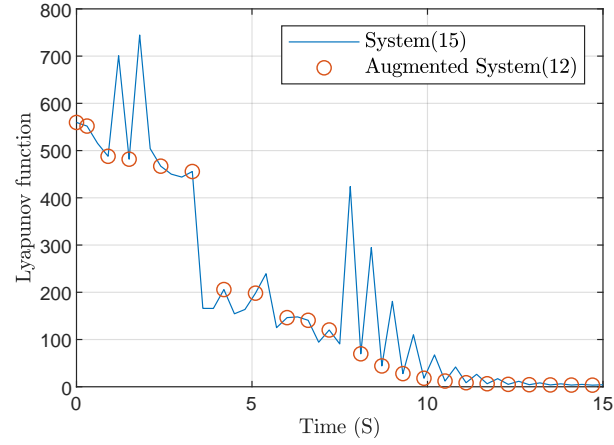


Figure 7: Lyapunov function.

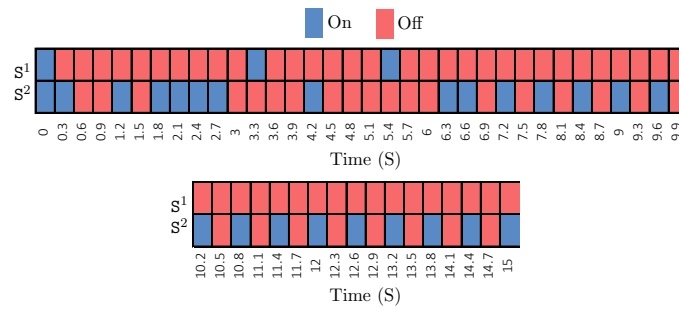


Figure 8: Sensors' status in each time step.

5.1.2 Proposed Self Triggering Mechanism: Offline Procedure

We verify the performance of the self-triggering mechanism (22), we consider a continuous time LTI control system (15). Consider sampling horizon of minimum length $l_{min} = 1$ and maximum length $l_{max} = 6$, a set of sensors $\Gamma = \{S^1, S^2\}$, and the initial state $x_0 = [15 \quad -1.5 \quad 15 \quad -1.5]$. In addition, we define a constant sampling interval $T = 0.205$. In addition, the number of region is $N = 15$;

Evolution of the system's states and Lyapunov function using variable sensors sampling with a decay rate $\beta = 0$ are shown in Fig. 9 and Fig. 10, respectively.

It is observed that by employing the proposed mechanism, the system reduced sensor utilization by 70.27% compared to the scenario in which the system uses the sensors in each time step. In addition, Sensors' status for this simulation is shown in Fig. 11.

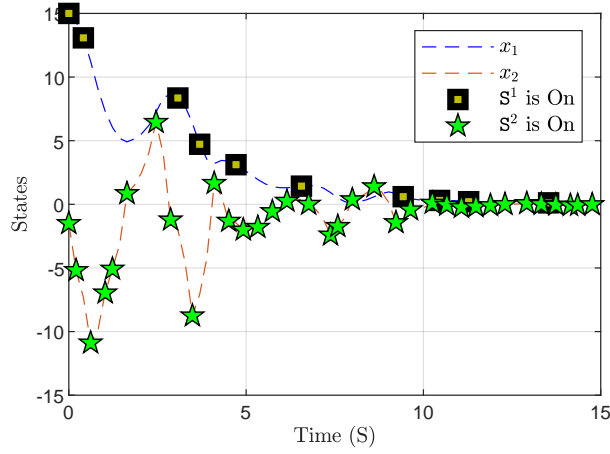


Figure 9: System's states.

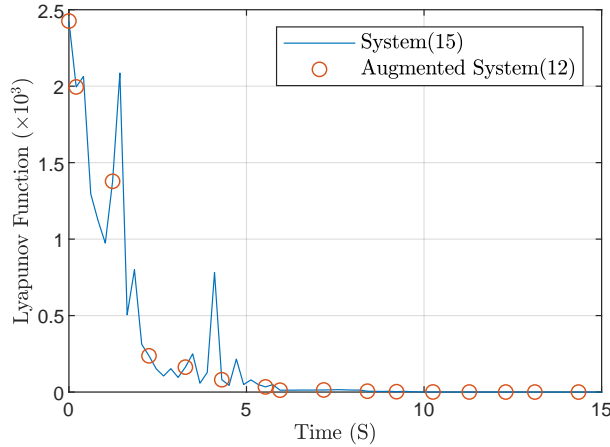


Figure 10: Lyapunov function.

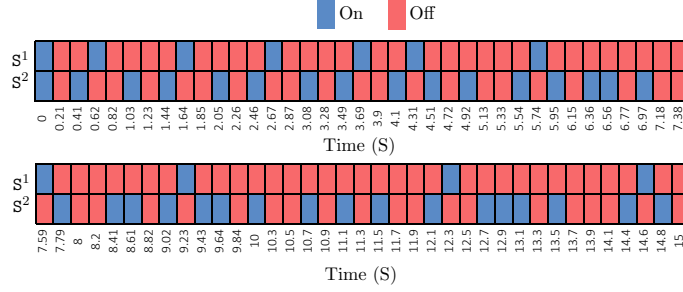


Figure 11: Sensors' status in each time step.

5.2 Perturbed Case

5.2.1 Proposed Self Triggering Mechanism: Online Procedure

Consider a continuous time LTI control system described in (26) with

$$\begin{aligned}
 A &= \begin{bmatrix} 0 & 1 \\ -2 & 3 \end{bmatrix}, \\
 B &= \begin{bmatrix} 0 \\ 1 \end{bmatrix}, \\
 K &= [1 \quad -4], \\
 D &= \begin{bmatrix} 1 \\ 1 \end{bmatrix}, \\
 w(t) &= \sin(5\pi t)
 \end{aligned} \tag{62}$$

Also, we choose sampling horizon of minimum length $l_{min} = 1$ and maximum length $l_{max} = 6$, a set of sensors $\Gamma = \{S^1, S^2\}$, and the initial state $x_0 = [5 \quad -2]$. The LMI in equations (53) and (54) with $\gamma = 0.35$ yields,

$$\begin{aligned}
 P &= \begin{bmatrix} 4.5107 & -0.3699 & -0.7505 & -1.3990 \\ -0.3699 & 5.0824 & 0.4709 & -1.3114 \\ -0.7505 & 0.4709 & 6.2863 & 0.2754 \\ -1.3990 & -1.3114 & 0.2754 & 2.0002 \end{bmatrix}, \\
 M &= \begin{bmatrix} 9.6164 & -0.2298 & -2.4446 & -2.3527 \\ -0.2298 & 10.7068 & 1.3307 & -3.6711 \\ -2.4446 & 1.3307 & 10.9375 & 0.6381 \\ -2.3527 & -3.6711 & 0.6381 & 4.5667 \end{bmatrix}
 \end{aligned}$$

Evolution of the system's states and Lyapunov function using variable sampling intervals with a decay rate $\beta = 0$ are shown in Fig. 12 and Fig. 13, respectively. It is seen that the system used the both sensors 68.94% less than the scenario in which the system uses the sensors in each time step. In addition, Sensors' status for this simulation is shown in Fig. 14.

5.2.2 Proposed Self Triggering Mechanism: Offline Procedure

We verify the performance of the self-triggering mechanism (57), we consider a continuous time LTI control system (62). Consider sampling horizon of minimum length $l_{min} = 3$ and maximum length $l_{max} = 6$, a set of sensors $\Gamma = \{S^1, S^2\}$, and the initial state $x_0 = [15 \quad -1.5 \quad 15 \quad -1.5]$. In addition, we define a constant sampling interval $T = 0.205$. In addition, the number of region is $N = 15$;

Evolution of the system's states and Lyapunov function using variable sensors sampling with a decay rate $\beta = 0$ are shown in Fig. 15 and Fig. 16, respectively.

It is observed that by employing the proposed mechanism, the system reduced sensor utilization by 59.21% compared to the scenario in which the system uses the sensors in each time step. In addition, Sensors' status for this simulation is shown in Fig. 17.

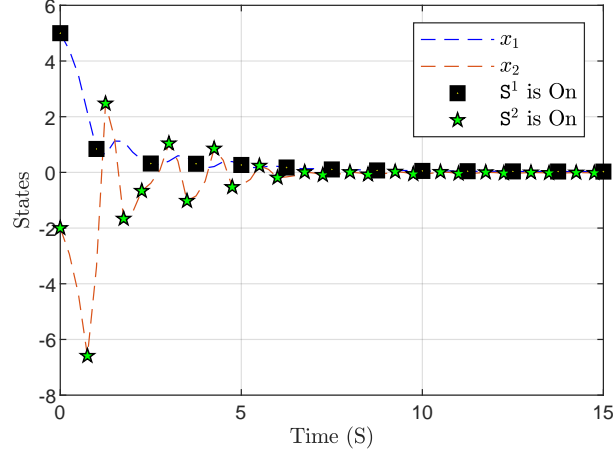


Figure 12: System's states.

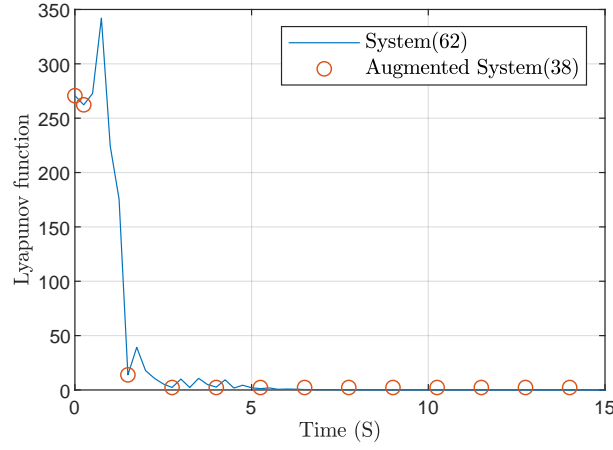


Figure 13: Lyapunov function.

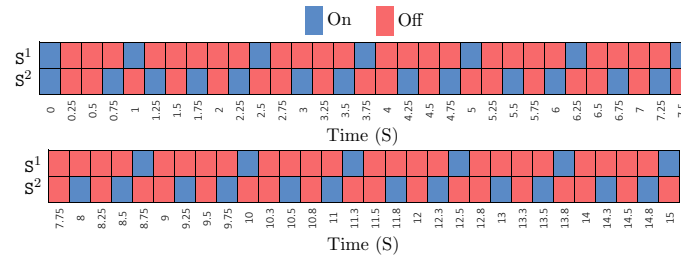


Figure 14: Sensors' status in each time step.

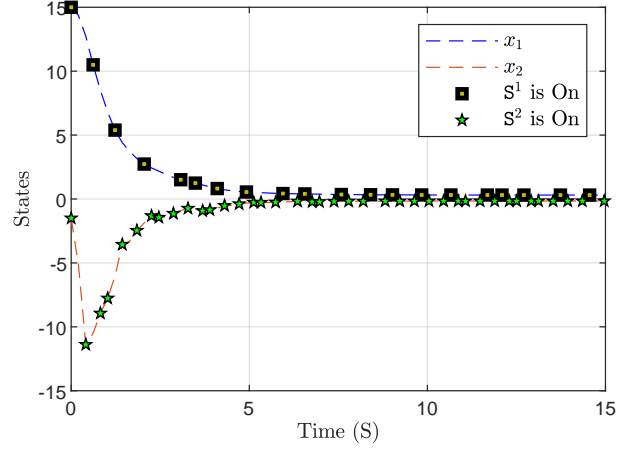


Figure 15: System's states.

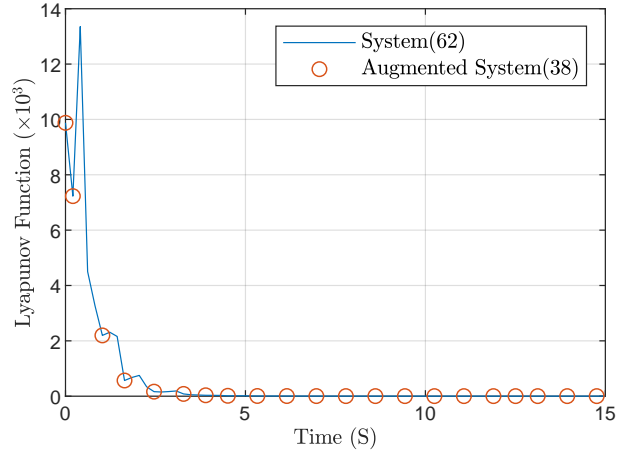


Figure 16: Lyapunov function.

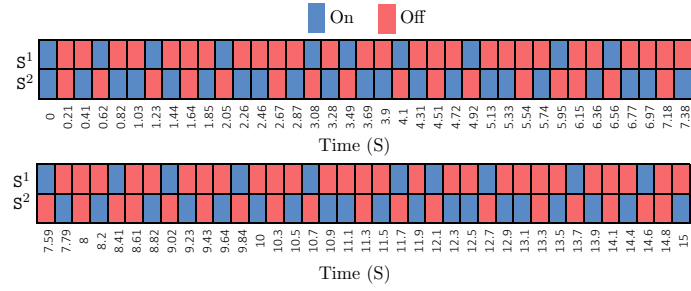


Figure 17: Sensors' status in each time step.

6 Conclusion

This work develops self-triggered control for linear systems with asynchronous measurements. The controller computes optimal horizons (sensor selection sequences) at each sampling instant, maximizing inter-sample intervals while guaranteeing exponential stability for unperturbed systems and global uniform ultimate boundedness for bounded disturbances. Two implementations address computational complexity. The online version solves an optimization at each update for theoretical optimality. The offline version precomputes optimal horizons using conic partitioning, reducing online computation to a lookup. Simulations demonstrate 59-74% reductions in sensor utilization compared to periodic sampling.

Three extensions merit investigation. First, adaptive triggering thresholds adjusting to observed disturbance patterns could improve robustness. Second, optimizing sensor subsets (multiple sensors per update) would provide finer control over communication-performance tradeoffs. Third, extending to nonlinear systems requires addressing the interaction between nonlinear dynamics and asynchronous state estimates. This framework enables resource-aware control in networked systems by optimizing sensor selection while maintaining stability guarantees.

Acknowledgments

The author gratefully acknowledges Dr. Christophe Fiter for his significant contributions and dedicated supervision throughout this research conducted at CRISAL in 2017–2018, and thanks Dr. Lotfi Belkoura for his valuable guidance and support.

References

- Wilhelmus PMH Heemels, Karl Henrik Johansson, and Paulo Tabuada. An introduction to event-triggered and self-triggered control. In *2012 IEEE 51st IEEE conference on decision and control (cdc)*, pages 3270–3285. IEEE, 2012.
- Marek Miskowicz. *Event-based control and signal processing*. CRC press, 2018.
- Laurentiu Hetel, Christophe Fiter, Hassan Omran, Alexandre Seuret, Emilia Fridman, Jean-Pierre Richard, and Silviu Iulian Niculescu. Recent developments on the stability of systems with aperiodic sampling: An overview. *Automatica*, 76:309–335, 2017.
- Yu V Mikheev, VA Sobolev, and EM Fridman. Asymptotic analysis of digital-control systems. *Automation and remote control*, 49(9):1175–1180, 1988.
- Emilia Fridman and Uri Shaked. Delay-dependent stability and h_∞ control: constant and time-varying delays. *International journal of control*, 76(1):48–60, 2003.
- Geir E Dullerud and Sanjay Lall. Asynchronous hybrid systems with jumps-analysis and synthesis methods. *Systems & Control Letters*, 37(2):61–69, 1999.
- Hannu T Toivonen. Sampled-data h_∞ optimal control of time-varying systems. *Automatica*, 28(4):823–826, 1992.
- Alexander P Molchanov and Ye S Pyatnitskiy. Criteria of asymptotic stability of differential and difference inclusions encountered in control theory. *Systems & Control Letters*, 13(1):59–64, 1989.
- Jamal Daafouz and Jacques Bernussou. Parameter dependent lyapunov functions for discrete time systems with time varying parametric uncertainties. *Systems & control letters*, 43(5):355–359, 2001.
- J-W Lee. On uniform stabilization of discrete-time linear parameter-varying control systems. *IEEE Transactions on Automatic Control*, 51(10):1714–1721, 2006.
- Marieke BG Cloosterman, Laurentiu Hetel, Nathan Van de Wouw, WPMH Heemels, Jamal Daafouz, and Henk Nijmeijer. Controller synthesis for networked control systems. *Automatica*, 46(10):1584–1594, 2010.
- Nathan van de Wouw, Payam Naghshtabrizi, MBG Cloosterman, and Joao Pedro Hespanha. Tracking control for sampled-data systems with uncertain time-varying sampling intervals and delays. *International Journal of Robust and Nonlinear Control*, 20(4):387–411, 2010.
- Leonid Mirkin. Some remarks on the use of time-varying delay to model sample-and-hold circuits. *IEEE Transactions on Automatic Control*, 52(6):1109–1112, 2007.
- Hisaya Fujioka. Stability analysis of systems with aperiodic sample-and-hold devices. *Automatica*, 45(3):771–775, 2009.

- Manel Velasco, Josep Fuertes, and Pau Marti. The self triggered task model for real-time control systems. In *Work-in-Progress Session of the 24th IEEE Real-Time Systems Symposium (RTSS03)*, volume 384, 2003.
- Xiaofeng Wang and Michael Lemmon. State based self-triggered feedback control systems with l_2 stability. In *17th IFAC world congress*, 2008.
- Paulo Tabuada. Event-triggered real-time scheduling of stabilizing control tasks. *IEEE Transactions on Automatic Control*, 52(9):1680–1685, 2007.
- Adolfo Anta and Paulo Tabuada. To sample or not to sample: Self-triggered control for nonlinear systems. *IEEE Transactions on Automatic Control*, 55(9):2030–2042, 2010.
- Manuel Mazo, Adolfo Anta, and Paulo Tabuada. On self-triggered control for linear systems: Guarantees and complexity. In *Control Conference (ECC), 2009 European*, pages 3767–3772. IEEE, 2009.
- Manuel Mazo, Adolfo Anta, and Paulo Tabuada. An iss self-triggered implementation of linear controllers. *Automatica*, 46(8):1310–1314, 2010.
- Xiaofeng Wang and Michael D Lemmon. Self-triggered feedback control systems with finite-gain l_2 stability. *IEEE transactions on automatic control*, 54(3):452–467, 2009.
- Xiaofeng Wang and Michael D Lemmon. Self-triggering under state-independent disturbances. *IEEE Transactions on Automatic Control*, 55(6):1494–1500, 2010.
- Hassan K Khalil. Nonlinear systems, 3rd. *New Jewsey, Prentice Hall*, 9(4.2), 2002.
- Christophe Fiter, Laurentiu Hetel, Wilfrid Perruquetti, and Jean-Pierre Richard. A state dependent sampling for linear state feedback. *Automatica*, 48(8):1860–1867, 2012.

7 Appendix: Proofs

Proof of Proposition 3: Consider $x_k \in \mathbb{R}^n$ and the quadratic Lyapunov function $V(x) = x^T P x$ in which the matrix P satisfies (47) and (48).

Case (i): $x_k \notin \mathcal{E}(P, 1)$. Firstly we should prove that the set $\bar{S}_{l_{min}}^{l_{max}}(\mathcal{S}, x_k)$ is not empty (i.e. for a given $x_k \in \mathbb{R}^n$, $\exists \sigma \in \bar{S}_{l_{min}}^{l_{max}}(\mathcal{S}, x_k)$). From (48) and Schur complement, we have $M = M^T \succeq 0$, and $\frac{\gamma}{\chi} I - P M^{-1} P - P \succeq 0$. The latter equivalently can be written as

$$\frac{\gamma}{\chi} \geq \lambda_{max}(P M^{-1} P + P). \quad (63)$$

Consider a sampling horizon σ^* satisfying (47). Then, from (63) and (51), one has

$$\begin{pmatrix} x_k \\ 1 \end{pmatrix}^T U_{\sigma^*} \begin{pmatrix} x_k \\ 1 \end{pmatrix} \geq 0, \quad (64)$$

which implies that $\sigma^* \in \bar{S}_{l_{min}}^{l_{max}}(\mathcal{S}, x_k)$ (i.e. the set $\bar{S}_{l_{min}}^{l_{max}}(\mathcal{S}, x_k)$ is not empty, for any $x_k \notin \mathcal{E}(P, 1)$).

Now, consider $\sigma_k \in \bar{S}_{l_{min}}^{l_{max}}(\mathcal{S}, x_k)$. Then, we have

$$\begin{aligned} V(x_{k+1}) &= x_{k+1}^T P x_{k+1} \\ &= (\Phi_{\sigma_k} x_k + \bar{w}_k)^T P (\Phi_{\sigma_k} x_k + \bar{w}_k) \\ &= x_k^T \Phi_{\sigma_k}^T P \Phi_{\sigma_k} x_k + x_k^T \Phi_{\sigma_k}^T P \bar{w}_k \\ &\quad + \bar{w}_k^T P \Phi_{\sigma_k} x_k + \bar{w}_k^T P \bar{w}_k. \end{aligned} \quad (65)$$

Using the inequality $x^T y + y^T x \leq x^T M x + y^T M^{-1} y$ and for any $x \in \mathbb{R}^n$, $y \in \mathbb{R}^n$, and $M = M^T \succ 0$, we have

$$\begin{aligned} x_k^T \Phi_{\sigma_k}^T P \bar{w}_k + \bar{w}_k^T P \Phi_{\sigma_k} x_k &\leq x_k^T \Phi_{\sigma_k}^T M \Phi_{\sigma_k} x_k \\ &\quad + \bar{w}_k^T P M^{-1} P \bar{w}_k. \end{aligned} \quad (66)$$

Therefore, from (65), we have

$$\begin{aligned} V(x_{k+1}) &= x_k^T \Phi_{\sigma_k}^T P \Phi_{\sigma_k} x_k + x_k^T \Phi_{\sigma_k}^T P \bar{w}_k \\ &\quad + \bar{w}_k^T P \Phi_{\sigma_k} x_k + \bar{w}_k^T P \bar{w}_k \\ &\leq x_k^T \Phi_{\sigma_k}^T (P + M) \Phi_{\sigma_k} x_k + \bar{w}_k^T (PM^{-1}P + P) \bar{w}_k, \end{aligned} \quad (67)$$

and furthermore

$$V(x_{k+1}) \leq \begin{pmatrix} x_k \\ 1 \end{pmatrix}^T \Lambda_{\sigma_k} \begin{pmatrix} x_k \\ 1 \end{pmatrix}, \quad (68)$$

in which

$$\Lambda_{\sigma_k} = \begin{pmatrix} \Phi_{\sigma_k}^T (P + M) \Phi_{\sigma_k} & \mathbf{0} \\ \mathbf{0} & \left(\varpi \sum_{q=0}^{|\sigma_k|-1} C^q \right)^2 \times \lambda_{max}(PM^{-1}P + P) \end{pmatrix}. \quad (69)$$

Then, since $x_k \notin \mathcal{E}(P, 1)$ (i.e. $x_k^T P x_k > 1$), we have

$$V(x_{k+1}) \leq \begin{pmatrix} x_k \\ 1 \end{pmatrix}^T \left[\Lambda_{\sigma_k} + \begin{bmatrix} -\gamma P & \mathbf{0} \\ \mathbf{0} & \gamma \end{bmatrix} \right] \begin{pmatrix} x_k \\ 1 \end{pmatrix}, \quad (70)$$

with $\gamma > 0$. Then, from (50), we get

$$\begin{aligned} V(x_{k+1}) &\leq \begin{pmatrix} x_k \\ 1 \end{pmatrix}^T \begin{pmatrix} e^{(-\beta \sum_{j=1}^{|\sigma_k|} T_{\sigma_k}^j)} P - \gamma P & \mathbf{0} \\ \mathbf{0} & \gamma \end{pmatrix} \begin{pmatrix} x_k \\ 1 \end{pmatrix} \\ &\leq e^{(-\beta \sum_{j=1}^{|\sigma_k|} T_{\sigma_k}^j)} x_k^T P x_k + \gamma(1 - x_k^T P x_k), \end{aligned} \quad (71)$$

Therefore, since $x_k^T P x_k > 1$, one has $V(x_{k+1}) \leq e^{(-\beta|\sigma_k|T)} V(x_k)$.

Case (ii): $x_k \in \mathcal{E}(P, 1)$. According to the self-triggering mechanism (49) and from (38), we have

$$x_{k+1} = \Phi_{\sigma_k} x_k + \bar{w}_k, \quad (72)$$

where $\sigma_k = (0)$. Then, $\Phi_{\sigma_k} = \tilde{A}_{(0)}$ and $\tau_{k+1} = \tau_k + T$. From the section 4.1, one has

$$\begin{aligned} \|x_{k+1}\|_2 &\leq \|\Phi_{\sigma_k} x_k\|_2 + \|\bar{w}_k\|_2 \leq C' \|x_k\|_2 + \varpi \\ &\leq \frac{C'}{\lambda_{min}(P)} + \varpi = \sqrt{\eta}. \end{aligned} \quad (73)$$

where $C' = \|\Phi_{\sigma_k}\|_2 = \|\tilde{A}_{(0)}\|_2$ and ϖ is given in Assumption 1. We want to find a scalar $\mu > 0$ such that $\mathcal{B}(0, \eta) \subset \mathcal{E}(P, \mu)$. We know that $x_k^T P x_k \leq \lambda_{max}(P) x_k^T x_k$, then from (73),

$$\mu \leq \lambda_{max}(P) \left(\frac{C'}{\lambda_{min}(P)} + \varpi \right)^2. \quad (74)$$

From (i) and (ii), one has $x_k \in \mathcal{E}(P, \mu)$, $k \in \mathbb{N}$. Therefore, the solution of the system (38) is globally uniformly ultimately bounded with the proposed self triggering mechanisms (49). \square

Proof of Proposition 4.3: Consider $x_k \in \mathbb{R}^n$ and the quadratic Lyapunov function $V(x) = x^T P x$ in which the matrix P satisfies (56).

Case (i): $x_k \notin \mathcal{E}(P, 1)$. Firstly we should prove that the set $\bar{S}_{l_{min}}^{l_{max}}(\mathcal{S}, x_k)$ is not empty (i.e. there exists at least the horizon $\sigma^* \in \bar{S}_{l_{min}}^{l_{max}}(\mathcal{S}, x_k)$, $\forall x_k \in \mathbb{R}^n$). From (59), the matrix U_c can be written as

$$U_c = U + \begin{pmatrix} \epsilon_c Q_c & * & * \\ \mathbf{0} & \mathbf{0} & * \\ \mathbf{0} & \mathbf{0} & 0 \end{pmatrix}, \quad (75)$$

which is composed of two semi-definite matrices. Then, clearly, it can be concluded that U_c is also a semi-definite matrix. Therefore, there exists at least the horizon $\sigma^* \in \bar{S}_{l_{min}}^{l_{max}}(\mathcal{S}, x_k)$, $\forall x_k \in \mathbb{R}^n$.

Now, consider $\sigma_k \in \bar{S}_{l_{min}}^{l_{max}}(\mathcal{S}, x_k)$, We want to guarantee that

$$x_{k+1}^T P x_{k+1} < \bar{\beta} x_k^T P x_k, \quad \bar{\beta} = e^{(-\beta|\sigma|T)} \quad (76)$$

From (38) and (76), we have

$$\begin{aligned} & (\Phi_{\sigma_k} x_k + \bar{w}_k)^T P (\Phi_{\sigma_k} x_k + \bar{w}_k) \leq \bar{\beta} x_k^T P x_k \\ & x_k^T \Phi_{\sigma_k}^T P \Phi_{\sigma_k} x_k + x_k^T \Phi_{\sigma_k}^T P \bar{w}_k \\ & + \bar{w}_k^T P \Phi_{\sigma_k} x_k + \bar{w}_k^T P \bar{w}_k \\ & \leq -\bar{\beta} x_k^T P x_k, \end{aligned} \quad (77)$$

equivalently, equation (77) can be written as

$$\begin{pmatrix} x_k \\ \bar{w}_k \\ 1 \end{pmatrix}^T \Lambda_{\sigma_k} \begin{pmatrix} x_k \\ \bar{w}_k \\ 1 \end{pmatrix} > 0, \quad (78)$$

in which

$$\Lambda_{\sigma_k} = \begin{pmatrix} -\Phi_{\sigma_k}^T P \Phi_{\sigma_k} + \bar{\beta} P & * & * \\ -P \Phi_{\sigma_k} & -P & * \\ \mathbf{0} & \mathbf{0} & 0 \end{pmatrix}. \quad (79)$$

Since $\|\bar{w}_k\|_2 \leq \varpi \sum_{q=0}^{|\sigma_k|-1} C^q = \theta$, this can be shown as

$$\begin{pmatrix} x_k \\ \bar{w}_k \\ 1 \end{pmatrix}^T \begin{pmatrix} \mathbf{0} & \mathbf{0} & \mathbf{0} \\ \mathbf{0} & \frac{-1}{\theta} I & \mathbf{0} \\ \mathbf{0} & \mathbf{0} & 1 \end{pmatrix} \begin{pmatrix} x_k \\ \bar{w}_k \\ 1 \end{pmatrix} \geq 0. \quad (80)$$

Also, the constraint $x(k) \notin \mathcal{E}(P, 1)$ can be written as

$$\begin{pmatrix} x_k \\ \bar{w}_k \\ 1 \end{pmatrix}^T \begin{pmatrix} P & \mathbf{0} & \mathbf{0} \\ \mathbf{0} & \mathbf{0} & \mathbf{0} \\ \mathbf{0} & \mathbf{0} & -1 \end{pmatrix} \begin{pmatrix} x_k \\ \bar{w}_k \\ 1 \end{pmatrix} \geq 0. \quad (81)$$

From equations (78),(80) and (81) and by using S-procedure, the aim is to guarantee that

$$\begin{aligned} & \begin{pmatrix} x_k \\ \bar{w}_k \\ 1 \end{pmatrix}^T \times \\ & \begin{pmatrix} -\Phi_{\sigma_k}^T P \Phi_{\sigma_k} + (\bar{\beta} - \gamma_1) P & * & * \\ -P \Phi_{\sigma_k} & \frac{\gamma_2}{\theta} I - P & * \\ \mathbf{0} & \mathbf{0} & -\gamma_2 + \gamma_1 \end{pmatrix} \\ & \times \begin{pmatrix} x_k \\ \bar{w}_k \\ 1 \end{pmatrix} \geq 0. \end{aligned} \quad (82)$$

in which $\gamma_1, \gamma_2 > 0$.

Let $x_k \in \mathbb{R}^n, k \in \mathbb{N}$, There exists a conic region $\mathcal{R}_c, c \in \mathbb{N}$ as in (20) such that $x_k \in \mathcal{R}_c$. Using the S-procedure, one can obtain that the inequality (82) is satisfied if and only if there exists a scalar $\epsilon_c > 0$ such that

$$\begin{pmatrix} \epsilon_c Q_c - \Phi_{\sigma_k}^T P \Phi_{\sigma_k} + (\bar{\beta} - \gamma_1) P & \frac{\gamma_2}{\theta} I - P & - \\ -P \Phi_{\sigma_k} & \mathbf{0} & * \\ \mathbf{0} & \mathbf{0} & -\gamma_2 + \gamma_1 \end{pmatrix} \succeq 0 \quad (83)$$

Therefore, one has $V(x_{k+1}) \leq e^{(-\beta|\sigma_k|T)} V(x_k)$ for every $x_k \notin \mathcal{E}(P, 1)$.

Case (ii): $x_k \in \mathcal{E}(P, 1)$. According to the self-triggering mechanism (49) and from (38), we have

$$x_{k+1} = \Phi_{\sigma_k} x_k + \bar{w}_k, \quad (84)$$

where $\sigma_k = (0)$. Then, $\Phi_{\sigma_k} = \tilde{A}_{(0)}$ and $\tau_{k+1} = \tau_k + T$. From the section 4.1, one has

$$\begin{aligned} \|x_{k+1}\|_2 &\leq \|\Phi_{\sigma_k} x_k\|_2 + \|\bar{w}_k\|_2 \leq C' \|x_k\|_2 + \varpi \\ &\leq \frac{C'}{\lambda_{\min}(P)} + \varpi = \sqrt{\eta}. \end{aligned} \quad (85)$$

where $C' = \|\Phi_{\sigma_k}\|_2 = \|\tilde{A}_{(0)}\|_2$ and ϖ is given in Assumption 1. We want to find a scalar $\mu > 0$ such that $\mathcal{B}(0, \eta) \subset \mathcal{E}(P, \mu)$. We know that $x_k^T P x_k \leq \lambda_{\max}(P) x_k^T x_k$, then from (85),

$$\mu \leq \lambda_{\max}(P) \left(\frac{C'}{\lambda_{\min}(P)} + \varpi \right)^2. \quad (86)$$

From (i) and (ii), one has $x_k \in \mathcal{E}(P, \mu)$, $k \in \mathbb{N}$. Therefore, the solution of the system (38) is globally uniformly ultimately bounded with the proposed self triggering mechanisms (57). \square