

# Cosmological Constraints on the Phenomenological Interacting Dark Energy Model with *Fermi* Gamma-Ray Bursts and DESI DR2

Ziyan Zhu<sup>a,1</sup>, Qingquan Jiang<sup>b,1</sup>, Yu Liu<sup>c,1</sup>, Puxun Wu<sup>d,4</sup>, Nan Liang<sup>a,\*</sup>

<sup>a</sup>*Guizhou Key Laboratory of Advanced Computing, Guizhou Normal University, Guiyang, 550025, Guizhou, China*

<sup>b</sup>*School of Physics and Astronomy, China West Normal University, Nanchong, 637009, China*

<sup>c</sup>*School of Physical Science and Technology, Southwest Jiaotong University, Chengdu, 611756, Sichuan, China*

<sup>d</sup>*Department of Physics and Synergistic Innovation Center for Quantum Effects and Applications, Hunan Normal University, Changsha, 410081, China*

---

## Abstract

In this work, we constrain the phenomenological interacting dark energy (IDE) model using *Fermi* gamma-ray burst (GRB) dataset and the latest baryon acoustic oscillation (BAO) data from the Dark Energy Spectroscopic Instrument (DESI) Data Release 2 (DR2). Through a joint Bayesian analysis, we perform a cosmological comparative assessment of the  $\Lambda$ CDM,  $w$ CDM, and CPL models with the phenomenological IDE model. For the phenomenological IDE model in a flat universe with *Fermi* samples and DESI DR2, we obtain:  $\xi = 2.63^{+0.63}_{-0.52}$ ,  $\xi + 3w_X = -0.98^{+1.90}_{-2.07}$  with the GOLD sample ( $1.4 \leq z \leq 5.6$ ) and  $\xi = 2.83^{+0.63}_{-0.58}$ ,  $\xi + 3w_X = 0.03^{+1.35}_{-1.33}$  with the FULL sample ( $1.4 \leq z \leq 8.2$ ), respectively. Our analysis shows that the  $\Lambda$ CDM model without interaction ( $\xi = 3$ ,  $\xi + 3w_X = 0$ ) is consistent with the latest *Fermi* sample and DESI DR2 at  $1\sigma$  confidence level. We find no significant deviations from the standard model using AIC and BIC criterias.

*Keywords:* gamma-ray bursts: general - (*cosmology:*) dark energy - cosmology: observations

---

## 1. INTRODUCTION

The discovery of the universe's accelerated expansion via Type Ia supernovae (Riess et al., 1998; Perlmutter et al., 1999) cemented the  $\Lambda$ CDM model as the standard cosmological paradigm, which is plagued by fundamental theoretical puzzles, including the fine-tuning and coincidence problems (Weinberg, 1989; Carroll, 2001). Moreover, increasingly precise observations have revealed the Hubble tension (Di Valentino et al., 2025): a discrepancy of  $H_0$  at  $\gtrsim 5\sigma$  between the local  $H_0$  value (Riess et al., 2022) and that inferred from Cosmic Microwave Background (CMB) (Planck Collaboration, 2020). The observational data in the redshift region between the local distance ladder calibrated by Cepheids ( $z < 0.01$ ) and CMB ( $z \sim 1000$ ) might offer important insights into the origins of the  $H_0$  tension. Recently, the Dark Energy Spectroscopic Instrument (DESI) release the baryon acoustic oscillation (BAO) (DESI Collaboration, 2025a), which suggest that dark energy (DE) may not be a cosmological constant (Colgáin et al., 2026).

---

\*Corresponding author: liangn@bnu.edu.cn

\*\*Corresponding author: qqjiangphys@yeah.net

Corresponding author: lyu@swjtu.edu.cn

Corresponding author: pxwu@hunnu.edu.cn

<sup>1</sup>zzy@gznu.edu.cn

These challenges motivate the exploration of dynamical DE models and extensions to the standard model (Feng et al., 2005; Copeland et al., 2006; Liang et al., 2009, 2011; Wang & Liang, 2010; Li et al., 2013; Li & Shafieloo, 2019, 2020; Liu et al., 2022a; Wang et al., 2024; Liu et al., 2025a,b; Gupta, 2023; Lei et al., 2025; Das et al., 2024; Fazzari et al., 2025). The Chevallier-Polarski-Linder (CPL) parameterizations (Chevallier & Polarski, 2001; Linder, 2003) provides a wide framework for testing time-varying the equation of state (EoS):  $w(z) = w_0 + w_a z/(1+z)$ , where  $w_0$  represents the present value and  $w_a$  characterizes its time evolution. For new physics beyond the standard model, the interacting dark energy (IDE) models have garnered significant attention by introducing a non-gravitational interaction between (dark) matter and DE, in which the energy flow transfer from DE to matter can alleviate the coincidence problem (Amendola, 2000; Zimdahl et al., 2001; Wang et al., 2019; Costa et al., 2014; Yang et al., 2021). In particular, the interaction between DE and (dark) matter can effectively raise the theoretically predicted value of  $H_0$ , bringing it closer to local observational results. Therefore, the IDE models can potentially reconcile observational discrepancies to alleviate the Hubble tension (Pan et al., 2019, 2020; Kumar & Nunes, 2019; Di Valentino et al., 2021; Abdalla et al., 2022). Moreover, it is interesting to find that the energy flow transfer between DE and DM with sign shifting interaction functions (Halder et al., 2024; Silva et al., 2025; Li et al., 2026).

The phenomenological scenario can be explored the IDE model by considering the ratio of the energy densities of dark energy to matter as (Dalal et al., 2001)  $r \equiv \rho_X \propto \rho_m a^\xi$ , where  $\rho_X$  and  $\rho_m$  are the energy densities of dark energy and matter, respectively. The cases where  $\xi = 3$  and  $\xi = 0$  correspond to the  $\Lambda$ CDM model and a self-similar solution without the coincidence problem, respectively; values of  $0 \leq \xi \leq 3$  indicate a less severe coincidence problem. In a flat FRW (Friedmann-Robertson-Walker) universe, the interaction term can be obtained by  $Q = -H\rho_m(\xi + 3w_X)$ , where  $w_X$  represents the EoS for DE. The condition  $\xi + 3w_X \neq 0$  denotes the interacting scenario. Some early studies investigated the phenomenological model with the joint data utilizing SNe Ia, CMB, as well as the BAOs and the observational Hubble data (OHD), which indicated that the coincidence problem was not alleviated (Guo et al., 2007; Chen et al., 2010; Cao, Liang & Zhu, 2011). However, many works found that the latest data suggest energy transfer from DE to DM (Wang, 2022; Goswami and Das, 2025). Other observational data have also been used to constrain the phenomenological IDE models, e.g., strong gravitational lensing (SGL) data (Cheng et al., 2021), mock data of gravitational wave (GW) (Zheng et al., 2022; Hou et al., 2023; Li et al., 2024a), as well as the mock and localized Fast radio bursts (FRBs) (Zhao et al., 2023; Yan et al., 2025).

Gamma-ray bursts (GRBs) are the most intense explosions observed to reach a higher maximum observable redshift at  $z \sim 10$  (Cucchiara et al., 2011). The luminosity relations of GRBs with known redshift between measurable spectroscopic properties and their luminosity or energy have been proposed to investigate cosmology (Amati et al., 2002; Ghirlanda et al., 2004; Yonetoku et al., 2004; Dai et al., 2004; Liang & Zhang, 2005, 2006; Schaefer, 2007; Dainotti et al., 2008). In order to avoid the circularity problem, Liang et al. (2008) introduced a cosmological model-independent method for calibrating the luminosity relations of 69 GRBs (Schaefer, 2007) from SNe Ia. On the other hand, Amati et al. (2008) also proposed the simultaneous fitting method which constrain the coefficients of the relationship and the parameters of the cosmological model simultaneously. Furthermore, Amati et al. (2019) proposed an alternative approach for calibrating the Amati relation of 193 GRBs with firmly measured redshift and spectral parameters taken from Demianski et al. (2017) using OHD from the cosmic chronometers (CC) method by simultaneous fitting with the Bézier parametric.

Therefore, GRBs data can be employed to place constraints on cosmological models without the circularity problem (Kodama et al., 2008; Liang et al., 2010, 2011; Wei, 2010; Gao et al.,

2012; Pan et al., 2013; Wang et al., 2016a, 2019; Montiel et al., 2021; Khadka et al., 2021; Luongo & Muccino, 2021; Liu et al., 2022b; Liang et al., 2022; Li et al., 2023; Luongo & Muccino, 2023; Wang & Liang, 2024; Wang et al., 2024; Nong & Liang, 2024; Cao & Ratra, 2024, 2025; Xie et al., 2025a; Zhang et al., 2025; Huang et al., 2025a,b; Bargiacchi et al., 2025; Alfano et al., 2025; Luongo & Muccino, 2025a,b; Luongo et al., 2025). Khadka et al. (2021) made a compilation with the Amati relation (Amati et al., 2002) comprising 118 GRBs (A118) with the smallest intrinsic dispersion from a broader set of 220 GRBs (A220). Liang et al. (2022) calibrated the A219 sample <sup>2</sup> from the Pantheon sample (Scolnic et al., 2018) by using a Gaussian Process to constrain DE models with GRBs at high redshift.

Recently, Nong & Liang (2024) tested the phenomenological IDE model with Pantheon+ SNe Ia and A118 GRB dataset. Wang et al. (2024) investigate the phenomenologically emergent dark energy (PEDE) model (Li & Shafieloo, 2019) and the Generalised Emergent Dark Energy (GEDE) (Li & Shafieloo, 2020) with A118 sample and OHD at intermediate redshift. Li et al. (2024b, 2025a) utilize the DESI Data Release 1 (DR1) in combination with SNe Ia from the full five-year observations of the Dark Energy Survey and CMB from the Planck satellite to explore potential interactions between DE and DM. Li et al. (2026) investigated sign-changeable IDE models using DESI DR1, CMB, and DES SN data to find strong evidence for energy transfer direction reversal during cosmic evolution at the  $4.1\sigma$  confidence level for certain interaction forms.

The latest measurements from DESI Data Release 2 (DR2) (DESI Collaboration, 2025b) provided exquisite distance constraints at redshifts  $0.295 < z_{\text{eff}} < 2.330$ . Ling et al. (2025) adopted an improved inverse distance ladder approach based on the latest cosmological data with DESI DR2, cosmic chronometer (CC), and SN Ia from either the DESY5 or Pantheon+ datasets. Recent analyses using DESI data have provided new constraints on the phenomenological IDE models (Giarè et al., 2024; Sabogal et al., 2024; Silva et al., 2025). Other alternative DE models beyond  $\Lambda$ CDM have also been explored with DESI data, e.g., the PEDE model (Hernández-Almada et al., 2024) and the GEDE model (Liu et al., 2025a), the torsion cosmology (Liu et al., 2025b), the generalized Padé expansions (Fazzari et al., 2025) and dynamical DE parametrization models (Li et al., 2025b; Cheng et al., 2025).

More recently, Wang & Liang (2024) presented a sample of long GRBs from 15 years of the *Fermi*-GBM (Gamma-ray Burst Monitor) catalogue with identified redshift, in which the GOLD sample contains 123 long GRBs at  $z \leq 5.6$  and the FULL sample contains 151 long GRBs with redshifts at  $z \leq 8.2$ . Cao & Ratra (2025) analyzed these *Fermi* GRBs datasets to constrain the Amati relation and cosmological parameters within six DE models simultaneously. Xie et al. (2025b) tested the Distance Duality Relation with cosmological observations at high redshift combined the *Fermi* sample using artificial neural network (ANN).

In this paper, we investigate the specific phenomenological IDE model with the updated sample from the *Fermi* satellite (Wang & Liang, 2024) and the latest BAO measurements from DESI DR2 (DESI Collaboration, 2025b). This approach allows us to place robust constraints on the interaction strength  $\xi$  and the EoS parameter  $w_X$ , as well as to test the time evolution of dark energy through the CPL parameterization, thereby extending the cosmological probe to higher redshifts and breaking degeneracies among DE models.

---

<sup>2</sup>Removed GRB051109A, which are counted twice in the A220 sample (Khadka et al., 2021).

## 2. PHENOMENOLOGICAL INTERACTING DARK ENERGY MODEL

The phenomenological IDE model serves as a useful parameterization for several theoretically motivated scenarios, which introduces a coupling term  $Q$  in the continuity equations, ensuring total energy-momentum conservation (Amendola, 2000)

$$\dot{\rho}_m + 3H\rho_m = Q, \quad (1)$$

$$\dot{\rho}_X + 3H(1 + w_X)\rho_X = -Q, \quad (2)$$

where  $\rho_m$  and  $\rho_X$  are the energy densities of dark matter and dark energy, respectively,  $w_X$  is the dark energy equation-of-state parameter,  $H \equiv \dot{a}/a$  is the Hubble parameter, and overdots denote derivatives with respect to cosmic time. The sign convention for  $Q$  follows:  $Q > 0$  implies energy transfer from dark energy to dark matter.

In this work, we use  $\xi$ IDE to represent the phenomenological interaction model (Dalal et al., 2001), with the energy density ratio defined as:

$$\frac{\rho_X}{\rho_m} \propto a^\xi, \quad (3)$$

where  $\xi$  quantifies the interaction strength. This ansatz leads to the interaction function:

$$Q = -H\rho_m(\xi + 3w_X)\Omega_X, \quad (4)$$

where  $\Omega_X \equiv \rho_X/(\rho_m + \rho_X)$  is the DE density fraction. The sign of the combination  $(\xi + 3w_X)$  dictates the direction of energy flow: negative values of  $(\xi + 3w_X)$  corresponds to  $Q > 0$  with a transfer of energy from DE to DM.

The background evolution is governed by the Friedmann equation:

$$H^2 = \frac{8\pi G}{3}(\rho_m + \rho_X), \quad (5)$$

with the explicit solution for the Hubble parameter in a flat FRW universe:

$$H(z) = H_0 \left[ (1 - \Omega_{m0})(1 + z)^{3(1+w_X)+\xi} + \Omega_{m0}(1 + z)^3 \right]^{1/2} \\ \times \left[ \frac{\Omega_{m0} + (1 - \Omega_{m0})(1 + z)^{-\xi}}{1 + (1 - \Omega_{m0})/\Omega_{m0}} \right]^{-3w_X/(2\xi)}. \quad (6)$$

## 3. DATA AND METHODOLOGY

In this work, we employ the updated sample of GRBs from the *Fermi* satellite (Wang & Liang, 2024), in which the GOLD sample contains 123 GRBs at  $z \leq 5.6$  and the FULL sample contains 151 GRBs with redshifts at  $z \leq 8.2$ . the latest BAO measurements from the second data release (DR2) of the DESI (DESI Collaboration, 2025b), which provide precise measurements across a redshift range of  $0.295 < z_{\text{eff}} < 2.330$ .

The Amati relation (Amati et al., 2002), which correlates the spectral peak energy  $E_{p,i}$  and the isotropic-equivalent radiated energy  $E_{\text{iso}}$ :

$$\log_{10} \left( \frac{E_{\text{iso}}}{1 \text{ erg}} \right) = a + b \log_{10} \left( \frac{E_{p,i}}{300 \text{ keV}} \right). \quad (7)$$

The *Fermi*-GBM catalogue at low-redshift can be calibrated from the latest OHD with the cosmic chronometers method by using a Gaussian Process to obtained GRBs at high-redshift  $z \geq 1.4$ . The corresponding  $\chi^2$  function is defined as:

$$\chi_{\text{GRB}}^2 = \sum_{i=1}^{N_{\text{GRB}}} \frac{[\mu_{\text{obs}}(z_i) - \mu_{\text{th}}(z_i; \mathbf{p}, H_0)]^2}{\sigma_{\mu,i}^2}, \quad (8)$$

where  $\mu_{\text{obs}}$  and  $\mu_{\text{th}}$  are the observed and theoretical distance moduli, and  $\mathbf{p}$  represents the cosmological parameters,  $N_{\text{GRB}}$  represents the Number of *Fermi* GRBs at  $z \geq 1.4$ : for the GOLD sample,  $N_{\text{GRB}} = 60$ ; and for the FULL sample,  $N_{\text{GRB}} = 78$ , respectively.

The BAO observable is expressed as:

$$\chi_{\text{BAO}}^2 = (\mathbf{D}_{\text{obs}} - \mathbf{D}_{\text{th}})^T \mathbf{C}_{\text{BAO}}^{-1} (\mathbf{D}_{\text{obs}} - \mathbf{D}_{\text{th}}), \quad (9)$$

where  $\mathbf{D} = [D_M(z)/r_d, H(z)r_d]$ ,  $D_M(z)$  is the comoving angular diameter distance,  $H(z)$  is the Hubble parameter, and  $r_d$  is the sound horizon<sup>3</sup> at the drag epoch. The sound horizon can be fixed to fiducial values (Huang et al., 2025a) or treated as a free parameter (Li et al., 2020). In this work, we adopt  $r_d = 147.05 \pm 0.30$  Mpc (Planck Collaboration, 2020) and do not use external  $H_0$  priors.<sup>4</sup> We utilize the full covariance matrix from DESI DR2<sup>5</sup>, which includes correlations between different redshift bins and between  $D_M(z)/r_d$  and  $H(z)r_d$  measurements.

The total likelihood combines BAO and GRB datasets:

$$\mathcal{L}_{\text{total}} = \mathcal{L}_{\text{BAO}} \times \mathcal{L}_{\text{GRB}}, \quad (10)$$

with the corresponding  $\chi^2$  function:

$$\chi_{\text{total}}^2 = \chi_{\text{GRB}}^2 + \chi_{\text{BAO}}^2. \quad (11)$$

Our cosmological analysis encompasses four DE models:

- $\Lambda$ CDM: The standard cosmological model with  $\Omega_m$  and  $H_0$  as free parameters;
- $w$ CDM: Extension with constant dark energy equation of state  $w$  as an additional parameter;
- CPL: Dynamical dark energy with time-varying equation of state  $w(z) = w_0 + w_a z / (1+z)$ ;
- $\xi$ IDE: Interacting dark energy with coupling parameter  $\xi$  and equation of state  $w_X$ .

For the Markov Chain Monte Carlo analysis, we employ the **emcee** Python package (Foreman-Mackey et al., 2013). Parameter inference and uncertainty quantification are performed using its affine-invariant ensemble sampler. Posterior distributions obtained from both configurations are in excellent agreement, demonstrating the stability of the sampling and the reliability of our results. Throughout the analysis, all cosmological parameters are assigned physically motivated priors.

<sup>3</sup>The sound horizon  $r_d$  is computed self-consistently for each cosmological model by integrating the sound speed in the baryon-photon fluid over the modified expansion history  $H(z)$ :  $r_d = \int_{z_d}^{\infty} \frac{c_s(z)}{H(z)} dz$ , where  $z_d$  is the redshift at the drag epoch and  $c_s(z)$  is the sound speed in the baryon-photon fluid.

<sup>4</sup>It should be noted that there is a strong degeneracy between the sound horizon  $r_d$  and Hubble constant  $H_0$  (Liu et al., 2025c). Liu et al. (2024) proposed a model-independent geometric method using low-redshift SNe Ia combined with BAO to calibrate the relative standard ruler. Yang et al. (2025) determined the Hubble constant and sound horizon from late-time Universe observations by fully model-independent cosmographic approaches using Taylor series or Padé polynomials.

<sup>5</sup>[https://github.com/CobayaSampler/bao\\_data/tree/master/desi\\_bao\\_dr2](https://github.com/CobayaSampler/bao_data/tree/master/desi_bao_dr2)

## 4. RESULTS

The joint analysis of DESI DR2 measurements and *Fermi* GRBs provides tight constraints on cosmological parameters while allowing for robust model discrimination. We show constraints from the GOLD and FULL sample at  $z \geq 1.4$  with DESI DR2 BAO measurements for  $\Lambda$ CDM and  $w$ CDM models in Figure 1, and CPL and  $\xi$ IDE models in Figure 2 and 3; which facilitating direct comparison between the GOLD and FULL samples at high redshifts. We summarize results of the four DE models ( $\Lambda$ CDM,  $w$ CDM, CPL and  $\xi$ IDE models) with parameter constraints and model selection statistics in Table 1.

Table 1: Comparative cosmological constraints at  $1\sigma$  confidence level from the GOLD and FULL sample at  $z \geq 1.4$  combined with DESI BAO measurements.

Dataset	Model	$H_0$	$\Omega_m$	$w/w_0$	$w_a$	$w_X$	$\xi$	$-2 \ln \mathcal{L}_{\max}$	$\Delta\text{AIC}$	$\Delta\text{BIC}$
GOLD+BAO	$\Lambda$ CDM	$68.98 \pm 0.54$	$0.298^{+0.012}_{-0.013}$	–	–	–	–	197.320	0.000	0.000
	$w$ CDM	$68.09^{+1.60}_{-1.39}$	$0.292 \pm 0.011$	$-0.928^{+0.110}_{-0.107}$	–	–	–	205.322	7.212	7.161
	CPL	$67.81^{+2.2}_{-1.9}$	$0.301^{+0.026}_{-0.038}$	$-1.134^{+1.400}_{-1.243}$	$0.134^{+0.720}_{-0.767}$	–	–	213.452	15.123	29.112
	$\xi$ IDE	$68.29 \pm 1.7$	$0.408^{+1.462}_{-0.101}$	–	–	$-1.202^{+0.421}_{-0.518}$	$2.631^{+0.631}_{-0.516}$	206.342	11.172	31.332
FULL+BAO	$\Lambda$ CDM	$69.02 \pm 0.53$	$0.300^{+0.011}_{-0.012}$	–	–	–	–	196.332	0.000	0.000
	$w$ CDM	$67.96^{+1.69}_{-1.24}$	$0.297^{+0.014}_{-0.017}$	$-0.937^{+0.117}_{-0.215}$	–	–	–	204.132	7.536	11.560
	CPL	$67.88^{+2.23}_{-2.05}$	$0.294^{+0.032}_{-0.043}$	$-0.931^{+1.376}_{-1.396}$	$0.002^{+0.789}_{-0.738}$	–	–	212.207	13.576	35.783
	$\xi$ IDE	$67.64^{+1.67}_{-1.42}$	$0.300^{+0.112}_{-0.152}$	–	–	$-0.932^{+0.241}_{-0.250}$	$2.830^{+0.631}_{-0.582}$	209.423	13.614	28.630

*Note.*  $\Delta\text{AIC}$  and  $\Delta\text{BIC}$  are calculated relative to the  $\Lambda$ CDM model for each dataset.

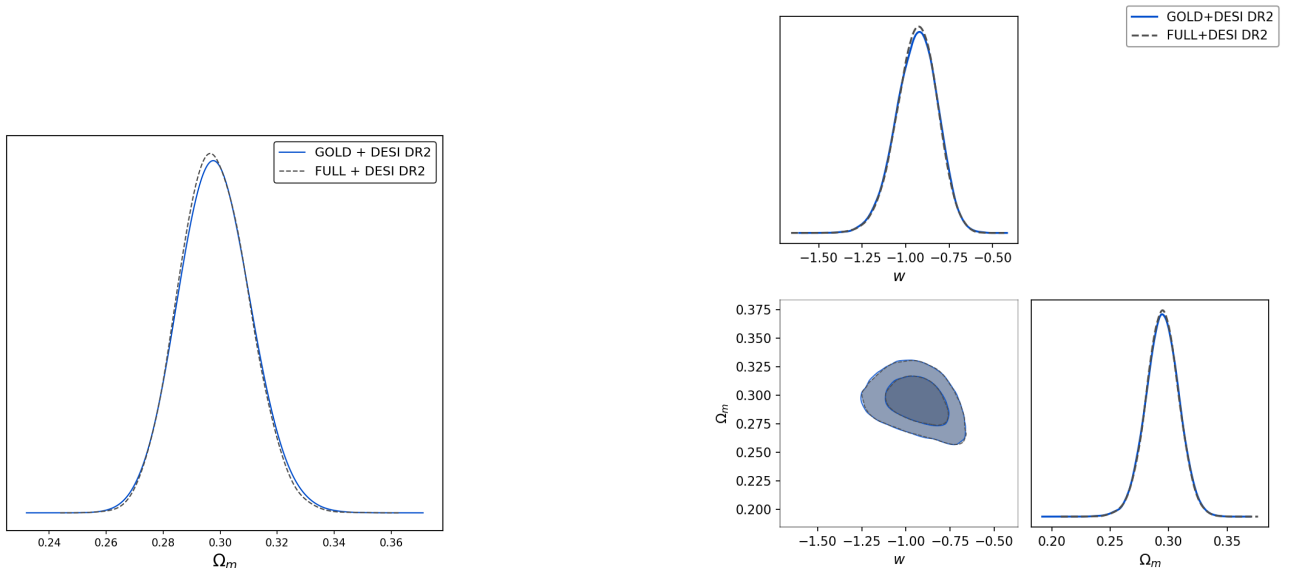


Figure 1: Constraints on cosmological parameters (68% and 95% confidence levels) from the GOLD GRB dataset (blue) and FULL GRB dataset (gray) for  $\Lambda$ CDM model (left) and  $w$ CDM model (right).

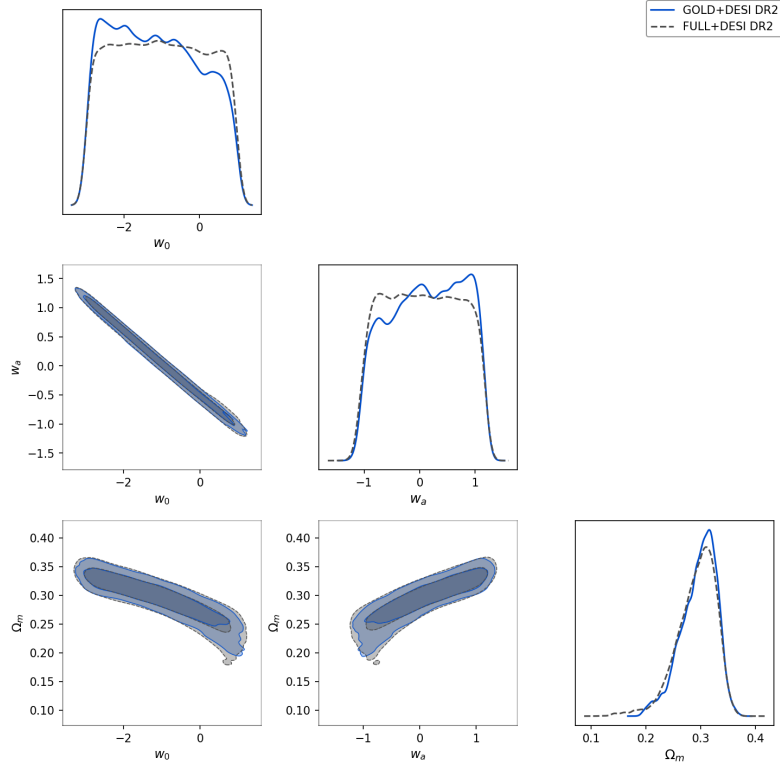


Figure 2: Constraints on cosmological parameters (68% and 95% confidence levels) from the GOLD GRB dataset (blue) and FULL GRB dataset (gray) for CPL model.

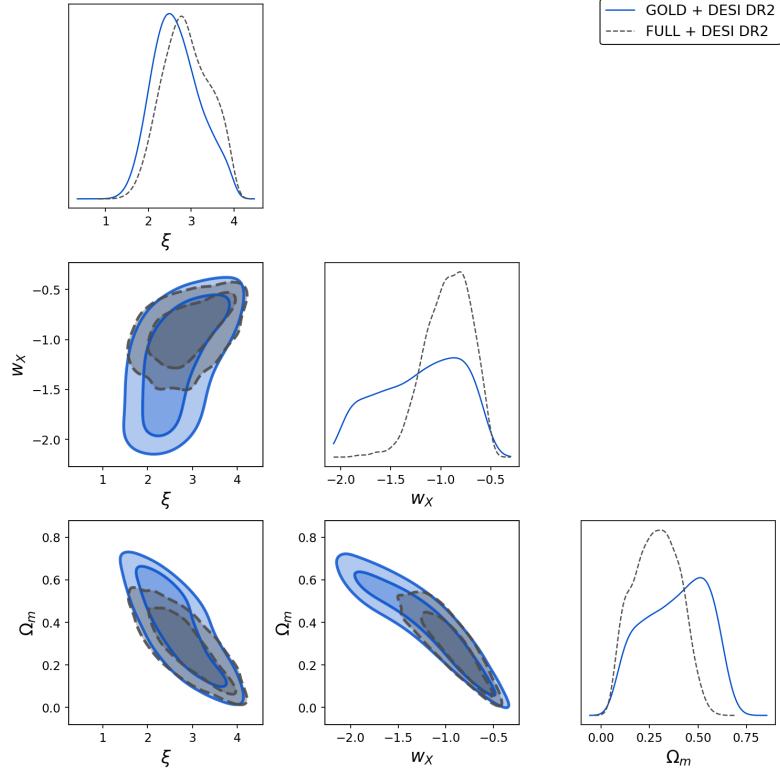


Figure 3: Constraints on cosmological parameters (68% and 95% confidence levels) from the GOLD GRB dataset (blue) and FULL GRB dataset (gray) for  $\xi$ IDE model.

From Figure 1, 2, 3 and Table 1, we find that the results with GOLD and FULL sample

are consistent within  $1\sigma$  uncertainties. For the  $\Lambda$ CDM model, the results from the two GRB samples are fully consistent and in excellent agreement with Planck CMB measurements (Planck Collaboration, 2020). For the  $w$ CDM model, the constraints obtained from both samples are consistent with the cosmological constant value ( $w = -1$ ) at the  $1\sigma$  confidence level. For the CPL model, the values of  $w_a$  are consistent with zero within its  $1\sigma$  uncertainty, which suggest that current data cannot support the time evolution of the DE EoS. For the  $\xi$ IDE model, the energy flow parameter ( $\xi + 3w_X$ ) with both samples shows sample dependence and remains consistent with no energy exchange within  $1\sigma$  uncertainties, indicating no statistically significant preference for any particular transfer direction (Cai & Wang, 2005; Clemson et al., 2012; Borges & Carneiro, 2008). The estimated parameters of three extended models remain consistent with the expectations of  $\Lambda$ CDM within  $1\sigma$  uncertainties, which show that the  $\Lambda$ CDM remains a good fit to the combined analysis of high-redshift GRB data and DESI DR2 BAO measurements.

We also compare these DE models with Akaike Information Criterion (AIC), Bayesian Information Criterion (BIC). The  $\Delta$ AIC and  $\Delta$ BIC values of the four cosmological models are summarized in Table 1 with the  $\Lambda$ CDM model as the reference, which indicate that the CPL and  $\xi$ IDE models have essentially no empirical support compared to the  $\Lambda$ CDM model.

Table 2: Comparison of constraints for the IDE models at  $1\sigma$  confidence level from different studies.

Study	Dataset	$w_X$	$\xi$	$\xi + 3w_X$
This work	GOLD+BAO	$-1.20^{+0.42}_{-0.52}$	$2.63^{+0.63}_{-0.52}$	$-0.97^{+1.89}_{-2.07}$
	FULL+BAO	$-0.93^{+0.24}_{-0.25}$	$2.83^{+0.63}_{-0.58}$	$0.03^{+1.35}_{-1.33}$
Nong & Liang (2024)	A118+Pantheon+	$-1.02^{+0.16}_{-0.18}$	$0.54 \pm 0.36$	$-2.52 \pm 0.87$
Zheng et al. (2022)	GW (Mock)	$-1.24^{+0.38}_{-0.41}$	$3.05^{+0.77}_{-0.45}$	$-0.67^{+1.79}_{-1.58}$
Yang et al. (2021)	CMB+BAO+RSD	$-1.02 \pm 0.03$	$0.08 \pm 0.07$	$-2.98 \pm 0.08$
Wang et al. (2016b)	CMB+BAO+SN	$-1.10 \pm 0.10$	$0.20 \pm 0.30$	$-3.10 \pm 0.40$
Salvatelli et al. (2014)	CMB+SN+ $H_0$	$-0.98 \pm 0.02$	$-0.60^{+0.12}_{-0.13}$	$-3.54^{+0.12}_{-0.13}$
Cao, Liang & Zhu (2011)	$H(z)$ +BAO+CMB	$-1.11^{+0.38}_{-0.43}$	$3.35^{+1.37}_{-1.32}$	$0.02^{+2.51}_{-2.61}$
Chen et al. (2010)	SNe+BAO+CMB	$-0.98 \pm 0.07$	$3.06 \pm 0.35$	$0.12 \pm 0.56$
Guo et al. (2007)	SNLS+BAO+CMB	$-1.03^{+0.12}_{-0.15} (2\sigma)$	$3.36^{+0.69}_{-0.70} (2\sigma)$	$0.27^{+1.05}_{-1.15} (2\sigma)$

*Note.* In this work, our results show two constraints using GOLD (60 GRBs) and FULL (78 GRBs) samples at  $z \geq 1.4$  with DESI DR2.

Many previous studies (Guo et al., 2007; Chen et al., 2010; Cao, Liang & Zhu, 2011; Salvatelli et al., 2014; Wang et al., 2016b; Yang et al., 2021; Zheng et al., 2022; Nong & Liang, 2024) have tested the phenomenological IDE model with A118 and Pantheon+, the mock GW data, combinations of SNe (the Supernova Legacy Survey, SNLS), BAO, CMB and Redshift Space Distortion (RSD) data. Constraints on the parameters of the  $\xi$ IDE models compared with previous studies are summarised in Table 2. Compared to the results in the early studies  $\xi > 3$  (Guo et al., 2007; Chen et al., 2010; Cao, Liang & Zhu, 2011; Zheng et al., 2022) which indicated that the coincidence problem was not alleviated, and  $\xi$  close to 0 (Salvatelli et al., 2014; Wang et al., 2016b; Yang et al., 2021) which correspond to a self-similar solution without the coincidence problem, our analysis with high-redshift GRBs and DESI DR2 find the values of  $\xi < 3$ , which indicate that the coincidence problem can be alleviated; the values of  $\xi$  close to 3 and ( $\xi + 3w_X$ ) to 0, which are consistent with the  $\Lambda$ CDM model without interaction.



## 5. CONCLUSION AND DISCUSSIONS

In this work, we constrain the phenomenological IDE model using *Fermi* GRB dataset with the Amati relation and the latest BAO data from DESI DR2. Our comprehensive analysis with the  $\xi$ IDE model shows statistically significant non-zero interaction strength in both samples ( $\xi = 2.631_{-0.516}^{+0.631}$ ,  $\xi + 3w_X = -0.975_{-2.070}^{+1.894}$  for GOLD and  $\xi = 2.830_{-0.582}^{+0.631}$ ,  $\xi + 3w_X = 0.034_{-1.332}^{+1.354}$  for FULL), which are consistent with the  $\Lambda$ CDM model without energy exchange ( $\xi + 3w_X = 0$ ) within  $1\sigma$  uncertainties. For the CPL parameterization, which shows large uncertainties in the dark energy evolution parameters, we find  $w_a$  consistent with zero at  $1\sigma$  confidence level, indicating no evidence for time-varying dark energy equation of state. Furthermore, none of the considered models significantly alleviates the Hubble tension, with all yielding  $H_0$  values consistent with early-universe measurements. We also find no significant evidence supporting deviations from the standard model by the  $\Delta$ AIC and  $\Delta$ BIC values.

Our analysis considers only one specific phenomenological coupling form and a particular parameterization for dynamical dark energy; other theoretically motivated interaction functions and dark energy parameterizations may yield different conclusions. The cosmological constraints at high-redshift come primarily from GRBs, which are sensitive to dark sector interactions with larger systematic uncertainties than low-redshift probes, are not included in our purely geometric analysis.

In conclusion, both the IDE scenario and dynamical DE models remain theoretically motivated and observationally testable frameworks that warrant continued investigation with future precision datasets, which will dramatically improve cosmological constraints by providing better-calibrated GRB samples. The French-Chinese satellite spacebased multi-band astronomical variable objects monitor (SVOM) will allow for a more stringent test of the phenomenological framework.

### Declaration of competing interest

The authors declare that they have no known competing financial interests or personal relationships that could have appeared to influence the work reported in this paper.

### ACKNOWLEDGMENTS

We thank the anonymous referees for their helpful comments and constructive suggestions. This project was supported by the Guizhou Provincial Science and Technology Foundation: QKHJC-ZK[2021] Key 020 and QKHJC-ZK[2024] general 443. Q. Jiang was supported by the Sichuan Provincial Key Projects for Science-Education Integration (25LHJJ0097). Y. Liu was supported by the NSFC under Grant No. 12373063. P. Wu was supported by the National Natural Science Foundation of China (Grant No. 12275080).

### DATA AVAILABILITY

Data are available at the following references: the DESI DR2 BAO data from DESI Collaboration (2025b), the *Fermi* gamma-ray burst sample from Wang & Liang (2024).

### References

- Abdalla E. et al., 2022, JHEAP, 34, 49  
Alfano, A., Luongo, O., Muccino, M. 2025, JHEAP, 46, 100348

Amati L. et al., 2002, *A&A*, 390, 81

Amati L. et al., 2008, *MNRAS*, 391, 577

Amati L., D'Agostino R., Luongo O. et al., 2019, *MNRAS*, 486, L46

Amendola L., 2000, *Phys. Rev. D*, 62, 043511

Bargiacchi, G., Dainotti, M. G., & Hernandez, X. 2025, *New Astronomy Reviews*, 100, 101712

Borges H. A., Carneiro S. et al., 2008, *Phys. Rev. D*, 78, 123522

Brout D. et al., 2022, *ApJ*, 938, 110

Cai R.-G., Wang A., 2005, *JCAP*, 03, 002

Cao S., Liang N., Zhu Z.-H., 2011, *MNRAS*, 416, 1099

Cao, S. & Ratra, B. 2024, *JCAP*, 10, 093

Cao S., & Ratra, B., 2025, *JCAP*, 09, 081

Carroll S. M., 2001, *Living Rev. Relativ.*, 4, 1

Chen Y., Zhu Z.-H., Alcaniz J. S., Gong Y., 2010, *ApJ*, 711, 439

Cheng W., He Y., Diao J.-W., Pan Y., Zeng J., Zhang J.-W., 2021, *JHEP*, 08, 124

Cheng H., Pan S., Valentino, E. D. [arXiv:2512.09866](https://arxiv.org/abs/2512.09866)

Chevallier M., Polarski D., 2001, *Int. J. Mod. Phys. D*, 10, 213

Clemson T. et al., 2012, *Phys. Rev. D*, 85, 043007

Colgáin, E. O., Dainotti, M. G., Capozziello, S., et al., 2026, *JHEAP*, 49, 100428

Copeland E. J., Sami M., Tsujikawa S., 2006, *Int. J. Mod. Phys. D*, 15, 1753

Costa A. A., Xu X.-D., Wang B., Ferreira E. G. M., 2014, *Phys. Rev. D*, 89, 103531

Cucchiara A., Levan A. J., Fox D. B. et al., 2011, *ApJ*, 736, 7

Dai Z. G., Liang E. W., Xu D., 2004, *ApJ*, 612, L101

Dainotti, M. G., Cardone V. F., & Capozziello S. 2008, *MNRAS*, 391, L79

Dalal N., Abazajian K., Jenkins E., Manohar A. V., 2001, *Phys. Rev. Lett.*, 87, 141302

Das S., Nasiri, A., Yazdi, Y. K. 2024, *JCAP*, 10, 076

Di Valentino, E. Said, J. L., Riess, A. et al., 2025, *Physics of the Dark Universe*, 49, 101965

Demianski M., Piedipalumbo E., Sawant D., Amati L., 2017, *A&A*, 598, A112

DESI Collaboration, 2025a, *JCAP*, 04, 012

DESI Collaboration, 2025b, *Phys. Rev. D*, 112, 083514

Di Valentino E. et al., 2021, *Astropart. Phys.*, 131, 102604

Foreman-Mackey D. et al., 2013, *PASP*, 125, 306

Fazzari E., Giarè W., Di Valentino E., 2025, arXiv:2509.16196

Feng, B., Wang, X. L., & Zhang, X. M. 2005, *Phys. Lett. B*, 607, 35

Gao, H., Liang, N., & Zhu, Z.-H. 2012, *IJMPD*, 21, 1250016

Gupta, R. P., 2023, *Symmetry*, 15, 259

Goswami S. and Das S., 2025, *Physics of the Dark Universe*, 48, 101951

Ghirlanda G., Ghisellini G., Lazzati D., 2004, *ApJ*, 616, 331

Giarè, W., Sabogal, M. A., Nunes, R. C., Di Valentino, E., 2024, *Phys. Rev. Lett.*, 133, 251003

Guo, Z.-K., Ohta, N., & Tsujikawa, S. 2007, *Phys. Rev. D*, 76, 023508

Halder, S., de Haro, J., Saha, T., & Pan, S. 2024, arXiv:2403.01397 [gr-qc]

Hernández-Almada, A., Mendoza-Martínez, M.L., García-Aspeitia, M. A. Motta, V. 2024, *Phys.Dark Univ.* 46, 101668

Hou W. T., Qi J. Z., Han T. et al., 2023, *JCAP*, 05, 017

Huang, Z., Xiong, Z., Luo, X., Wang, G., Liu, Y., Liang, N. 2025, *JHEAP*, 47, 100337

Huang, Z., Luo, X., Zhang, B., Feng, J., Wu, P., Liu, Y., Liang, N. 2025, *Universe*, 11, 241

Khadka, N., Luongo, O., Muccino, M., Ratra, B., 2021, *JCAP*, 09, 042

Kodama, Y., Yonetoku, D., Murakami, T., 2008, *MNRAS*, 391, L1

Kumar, S., Nunes, R. C., 2019, *Phys. Rev. D*, 96, 103511

Lei, L., et al., 2025, arXiv:2508.04277

Li, M., et al., 2013, *JCAP*, 09, 021

Li, X., & Shafieloo, A., 2019, *ApJL*, 883, L3

Li, X., & Shafieloo, A., 2020, *ApJ*, 902, 58

Li, E.-K., Du, M., & Xu, L. 2020, *MNRAS*, 491, 4960

Li, Z. H., Zhang, B., Liang, N., 2023, *MNRAS*, 521, 4406

Li, T.-N., Jin S.-J., Li H.-L., Zhang J.-F., Zhang X., 2024, *ApJ*, 963, 52

Li, T.-N., Wu P.-J., Du, G.-H., Jin, S.-J., Li, H.-L., Zhang, J.-F., Zhang, X., 2024, *ApJ*, 976, 1

Li T.-N., Du, G.-H., Li, Y.-H. et al., 2025, *Eur. Phys. J. C*, 85, 608

Li, T.-N., Du, G.-H., Zhou S.-H. et al., arXiv:2511.22512

Li, T.-N., Du, G.-H., Li, Y.-H. Wu, P.-J., Jin, S.-J., Zhang, J.-F., Zhang, X., 2026, *Sci. China-Phys. Mech. Astron.* 69, 210413

Liang, E., & Zhang, B. 2005, *ApJ*, 633, 611

Liang, E., & Zhang, B. 2006, *MNRAS*, 369, L37

Liang, N., Xiao, W. K., Liu, Y., Zhang, S. N., 2008, *ApJ*, 685, 354

Liang, N., Gao, C. J., Zhang, S. N., 2009, *Chin. Phys. Lett.*, 26, 069501

Liang, N., Wu, P. X., Zhang, S. N., 2010, *Phys. Rev. D*, 81, 083518

Liang, N., Xu, L., Zhu, Z. H., 2011, *A&A*, 527, A11

Liang, N., Li, Z., Xie, X., Wu P., 2022, *ApJ*, 941, 84

Linder, E. V., 2003, *Phys. Rev. Lett.*, 90, 091301

Ling J.-L., Du G.-H., Li T.-N., Zhang J.-F., Wang S.-J., Zhang X., 2025, *Phys. Rev. D*, 112, 8, 083528

Liu T., Cao S., Li X., et al., 2022a, *A&A*, 668, A51

Liu, Y., Liang, N., Xie, X., et al. 2022b, *ApJ*, 935, 7

Liu T., Zhong X., Biesiada M., Wang J., 2024, *ApJ*, 976, 208

Liu T., Li X., Wang J., 2025a, *ApJ*, 988, 243

Liu T., Li X., Xu T., Biesiada M., Wang J., 2025b, *Eur. Phys. J. C*, 85, 1351

Liu T., Cao S., Wang J., 2025c, *Phys. Rev. D*, 111, 023524

Luongo, O., & Muccino, M. 2021, *MNRAS*, 503, 4581

Luongo, O., & Muccino, M. 2023, *MNRAS*, 518, 2247

Luongo, O., & Muccino, M. 2025, *A&A*, 700, A27

Luongo, O., & Muccino, M. 2025, *A&A*, 701, A220

Luongo, O., Muccino, M., & Sorrenti, F. 2025, *A&A*, 703, A115

Montiel, A., Cabrera, J. I., & Hidalgo, J. C. 2021, *MNRAS*, 467, 3239

Nong X.-D., Liang N., 2024, *RAA*, 24, 12, 125003

Pan Y., Cao, S., Gong, Y., Liao K., and Zhu Z. H., 2013, *Phys. Lett. B*, 718, 699

Pan S., Yang W., Di Valentino E., Saridakis E. N., Chakraborty S., 2019, *Phys. Rev. D*, 100, 103520

Pan S., Yang W., Paliathanasis A., 2020, *MNRAS*, 493, 3114

Perlmutter S. et al., 1999, *ApJ*, 517, 565

Planck Collaboration, 2020, *A&A*, 641, A6

Riess A. G. et al., 1998, *AJ*, 116, 1009

Riess A. G. et al., 2022, *ApJ*, 938, 36

Salvatelli V., Said N., Bruni M. et al., 2014, *Phys. Rev. Lett.*, 113, 181301

Schaefer B. E., 2007, *ApJ*, 660, 16

Sabogal, M. A., Silva E., Nunes R. C., Kumar S., Di Valentino E., Giarè, W. 2024, *Phys. Rev. D*, 110, 123508

Scolnic D. M., Jones D. O., Rest A. et al., 2018, *ApJ*, 859, 101

Silva, E., Sabogal, M. A., Scherer, M., Nunes, R. C., Di Valentino, E., Kumar, S., 2025, *Phys. Rev. Lett.*, 133, 251003

Wang, J. S., Wang, F. Y., Cheng, K. S., & Dai, Z. G. 2016, *A&A*, 585, A68

Wang B., Abdalla E., Atrio-Barandela F., Pavón D., 2016, *JCAP*, 01, 052

Wang, Y. Y., & Wang, F. Y. 2019, *ApJ*, 873, 39

Wang B. et al., 2019, *MNRAS*, 487, 882

Wang T.-S., Liang N., 2010, *Sci. China G*, 53, 1720

Wang H., Liang N., 2024, *MNRAS*, 533, 743

Wang, G., Li, X., & Liang, N. 2024, *ApSS*, 369, 74

Wang, D. 2022, *Phys. Rev. D*, 106, 063515

Wei H., 2010, *JCAP*, 08, 020

Weinberg S., 1989, *Rev. Mod. Phys.*, 61, 1

Xie, H., Nong, X., Wang, H., Zhang B., Li, Z., & Liang, N. 2025a, *IJMPD*, 2450073, 20

Xie, T.-N., Du, G.-H., Zhou S.-H. et al., 2025b, *arXiv:2512.06454*

Yan H., Pan Y., Wang J.-X., Xu W.-X., Peng Z.-H. 2025, *Chinese Physics C*, 49, 11, 115109

Yang Z., Liu T., Li X., 2025, *ApJ*, 982, 71

Yang W. et al., 2021, *JCAP*, 10, 032

Yonetoku D. et al., 2004, *ApJ*, 609, 935

Zhang B., Wang, H., Nong, X., Wang, G., Wu, P. & Liang, N. 2025, *ApSS*, 370, 10

Zhao Z.-W., Wang L.-F., Zhang J.-G. et al., 2023, *JCAP*, 04, 022

Zheng J., Chen Y., Xu T., Zhu Z. H., 2022, *Eur. Phys. J. Plus*, 137, 4

Zimdahl W., Pavón D., Chimento L. P., 2001, *Phys. Lett. B*, 521, 133