

# Possibilistic Instrumental Variable Regression

Gregor Steiner<sup>\*1, 2</sup>, Jeremie Houssineau<sup>1</sup>, and Mark F.J. Steel<sup>2</sup>

<sup>1</sup>School of Physical & Mathematical Sciences, Nanyang Technological University, Singapore

<sup>2</sup>Department of Statistics, University of Warwick, Coventry, UK

January 22, 2026

## Abstract

Instrumental variable regression is a common approach for causal inference in the presence of unobserved confounding. However, identifying valid instruments is often difficult in practice. In this paper, we propose a novel method based on possibility theory that performs posterior inference on the treatment effect, conditional on a user-specified set of potential violations of the exogeneity assumption. Our method can provide valid results even when only a single, potentially invalid, instrument is available. A theoretical coverage guarantee for our uncertainty intervals holds if the violation set contains the true value. Simulation experiments and real-data applications indicate strong performance of the proposed approach.

## 1 Introduction

Instrumental variables (IVs) offer an approach to estimating treatment effects in the presence of unobserved confounding. An IV is an observed variable that must satisfy three key assumptions:

- A1. The IV is associated with the treatment.
- A2. The IV is unconfounded, meaning it is not affected by the unobserved confounders.
- A3. The IV influences the outcome only through its association with the treatment, not directly.

Assumptions A2 and A3 are typically grouped together and referred to as exogeneity or validity of the instruments, while A1 is known as relevance. In practice, it is often difficult to find variables that meet all three criteria, and there can be substantial uncertainty about whether candidate instruments are truly valid.

We introduce a method designed to accommodate slight violations of the exogeneity assumption. If the instruments are not assumed to be valid a priori, there is no one-to-one correspondence between the (always identifiable) reduced-form parameters and the structural parameters of interest. Based on possibility theory (Zadeh, 1999; Dubois and Prade, 2015), our proposed approach can still perform inference on the structural parameters by assigning the “most-possible” reduced-form parameters. We allow the user to specify a set of potential violations and then compute a conditional posterior distribution of the treatment effect given this set. This will generally be uninformative if the set is “too large”, but can be informative if the violations are small. Unlike many existing methods, our method even supports inference with a single invalid instrument. Based on the possibilistic inferential model construction (Martin and Liu, 2013; Martin, 2025), we prove a frequentist coverage guarantee for our uncertainty intervals that holds if the violation set is chosen correctly.

An important use case we envision for our method is sensitivity analysis. Classical (Small, 2007; Armstrong and Kolesár, 2021; Cinelli and Hazlett, 2025) as well as Bayesian (or quasi-Bayesian) (Conley et al., 2012; Chernozhukov et al., 2025) proposals exist in the literature. Chib et al. (2018) and Chernozhukov et al. (2025) use semi-parametric Bayesian methods to analyse a structural model characterized by a set of moment restrictions, while allowing for the possibility that (some of) these moment conditions do not hold exactly.

---

<sup>\*</sup>Corresponding author: [gregor.steiner@warwick.ac.uk](mailto:gregor.steiner@warwick.ac.uk)

While Chib et al. (2018) focus only on misspecification of overidentifying restrictions, Chernozhukov et al. (2025) develop a quasi-Bayesian framework to allow for the possibility that all restrictions are invalid. All approaches that we are aware of in the literature are probabilistic and widen uncertainty intervals to reflect the additional uncertainty about the instruments' validity. Our contribution is similar, but has the advantage of doing so naturally, as the widened intervals arise directly from epistemic uncertainty about the parameters rather than from ad-hoc adjustments. The literature on partial identification in instrumental variable models is closely related (Conley et al., 2012; Watson et al., 2024; Penn et al., 2025). Our inference is informative only when the invalidity parameter can be constrained to a small set. In that case, all causal effects in the partial identification region have equal posterior possibility. As such, our method emphasises interval estimation rather than point estimation.

The proposed approach is related to the literature on identification and estimation with invalid instruments. Under the plurality rule, the treatment effect can be identified without knowing in advance which instruments are valid (Kang et al., 2016). A sufficient condition is that fewer than half of the instruments are invalid. Estimation in this setting typically relies on  $\ell_1$ -penalisation (Kang et al., 2016; Windmeijer et al., 2019) or voting/searching strategies (Guo et al., 2018; Windmeijer et al., 2021; Guo, 2023) to recover the valid instruments. Alternative approaches average across different instrument choices (Steiner and Steel, 2025) or assume that the direct effects on the outcome and the treatment are orthogonal (Kolesár et al., 2015). In contrast, our approach is not constrained by such restrictive assumptions and can produce informative—though sometimes very diffuse—results even if only a single invalid instrument is available.

## 2 Possibility theory

Here, we provide a brief introduction to possibility theory. For more details, we refer to Houssineau (2020); Houssineau and Nott (2022); Hieu et al. (2025); Martin (2025).

An uncertain variable  $\theta$  is a mapping from  $\Omega_u \rightarrow \Theta$ , where  $\Omega_u$  is a sample space of deterministic phenomena. We think of  $\Omega_u$  as containing a true (but unknown) reference element  $\omega_u^*$ , thus there is no aleatoric uncertainty connected to  $\Omega_u$ . We characterise the uncertain variable  $\theta$  by a possibility function  $f_\theta : \Theta \rightarrow [0, 1]$  with  $\sup_{\theta \in \Theta} f_\theta(\theta) = 1$ . This possibility function gives rise to an outer probability measure

$$\bar{\mathbb{P}}_\theta(A) = \sup_{\theta \in A} f_\theta(\theta)$$

for a subset  $A \subseteq \Theta$ . Unlike a regular probability measure, this outer measure is not additive with respect to disjoint sets. In fact, the outer measure can be seen as an upper bound on probability measures. Thus, the possibility  $\bar{\mathbb{P}}_\theta(A)$  is the maximum subjective probability one would be willing to assign to the set  $A$ . The possibility function  $f_\theta(\theta) = 1$  is the most uninformative possibility function in the sense that it assigns full credibility to any (non-empty) set.

Let  $\psi$  be another uncertain variable on  $\Psi$  such that  $\theta$  and  $\psi$  have joint outer measure

$$\bar{\mathbb{P}}_{\theta, \psi}(A \times B) = \sup_{\theta \in A, \psi \in B} f_{\theta, \psi}(\theta, \psi), \quad B \subseteq \Psi,$$

where  $f_{\theta, \psi}$  is a joint possibility function. Marginalising over  $\theta$  is done by setting  $A = \Theta$  such that the marginal possibility function of  $\psi$  is  $f_\psi(\psi) = \sup_{\theta \in \Theta} f_{\theta, \psi}(\theta, \psi)$ . Conditional outer measures can be defined analogously to probability theory as

$$\bar{\mathbb{P}}_{\theta | \psi}(A | B) = \frac{\bar{\mathbb{P}}_{\theta, \psi}(A \times B)}{\bar{\mathbb{P}}_\psi(B)} = \frac{\sup_{\theta \in A, \psi \in B} f_{\theta, \psi}(\theta, \psi)}{\sup_{\psi \in B} f_\psi(\psi)}$$

such that  $f_{\theta | \psi}(\theta | \psi) = f_{\theta, \psi}(\theta, \psi) / f_\psi(\psi)$  for all  $\psi \in \Psi$  with  $f_\psi(\psi) > 0$ . If  $\psi = T(\theta)$  is a transformation of  $\theta$ , we have that

$$f_\psi(\psi) = \sup\{f_\theta(\theta) : \theta \in \Theta, \psi = T(\theta)\},$$

where the appropriate convention is  $\sup \emptyset = 0$ . There is no need to account for the change in measure by a Jacobian term. This difference to probability theory plays an important role in our proposed methodology.

In this paper, we propose to do Bayesian inference with possibilistic priors. Consider the random variable  $Y$  characterised by the statistical model  $\{P_\theta : \theta \in \Theta\}$  with corresponding probability density  $p(\cdot | \theta)$ . We incorporate prior information on the parameter  $\theta$  in the form of a possibility function  $f_\theta$ . Then, the posterior possibility function is

$$f_{\theta|Y}(\theta | Y) = \frac{p(Y | \theta) f_\theta(\theta)}{\sup_{\theta' \in \Theta} p(Y | \theta') f_\theta(\theta')}.$$

The main differences from standard Bayesian inference are that the prior is represented by a possibility function and the denominator is based on maximisation rather than integration. These differences are small enough that much of the intuition from standard Bayesian inference carries through. The possibilistic framework allows vacuous prior information to be modeled by an uninformative possibility function, whereas in standard Bayesian inference an improper prior may yield an improper posterior. It also provides clear computational benefits, since optimisation is generally no harder than integration.

### 3 Proposed methodology

#### 3.1 The model

Let  $Y_i$  denote the outcome of interest,  $X_i$  a treatment or endogenous variable, and  $Z_i$  a  $p$ -dimensional (row) vector of instrumental variables. We observe  $n$  i.i.d. copies of  $\{Y_i, X_i, Z_i\}_{i=1}^n$  generated from the structural model

$$\begin{aligned} Y_i &= \beta X_i + Z_i \alpha + \epsilon_i \\ X_i &= Z_i \gamma_2 + \eta_i, \end{aligned} \tag{1}$$

where the errors are assumed to be jointly Gaussian,  $(\epsilon_i, \eta_i)^\top \sim N(0, \Sigma)$ . Whenever  $\Sigma$  is not diagonal, this indicates unobserved confounding (or endogeneity), and “naive” inference in the outcome model delivers biased results. In this setting, the instruments  $Z_i$  are relevant if  $\gamma_2 \neq 0_p$  and exogenous if  $\alpha = 0_p$ . Rather than enforcing these assumptions a priori, we incorporate uncertainty about them into the model. In particular, our approach allows for  $\alpha$  to be non-zero.

Consider the “reduced-form” equation model

$$(Y_i, X_i) \sim N \left( \begin{bmatrix} Z_i \gamma_1 \\ Z_i \gamma_2 \end{bmatrix}, \Psi \right),$$

where  $\gamma_1 = \beta \gamma_2 + \alpha$  and  $\Psi$  is the reduced-form covariance given by

$$\Psi = R(\beta) \Sigma R(\beta)^\top, \quad R(\beta) = \begin{bmatrix} 1 & \beta \\ 0 & 1 \end{bmatrix}.$$

Equivalently, we have that the matrix  $W = \begin{bmatrix} Y & X \end{bmatrix}$  of stacked outcomes and treatments follows a matrix Normal distribution,  $W \sim MN(Z\Gamma, I_n, \Psi)$ , where  $Z$  is the matrix with  $i$ -th row  $Z_i$ , and the coefficient matrix is  $\Gamma = \begin{bmatrix} \gamma_1 & \gamma_2 \end{bmatrix}$ .

**Remark 1.** For simplicity of exposition, we do not explicitly account for exogenous covariates, but these can be easily considered: For a matrix of exogenous covariates  $U$ , one can project out their effects by premultiplying  $W$  and  $Z$  by  $M_U = I_n - U(U^\top U)^{-1}U^\top$ . This corresponds to marginalising out their effect possibilistically. To see this, consider the extended reduced-form model  $W \sim MN(Z\Gamma + U\Delta, I_n, \Psi)$ , where  $\Delta$  is the exogenous covariates’ coefficient matrix. Setting  $\Delta$  to  $\Delta^*(\Gamma) = (U^\top U)^{-1}U^\top(W - Z\Gamma)$  maximises the reduced-form likelihood. Thus, under vacuous prior information, plugging in  $\Delta^*(\Gamma)$  is the appropriate marginalisation, which yields the model  $M_U W \sim MN(M_U Z\Gamma, I_n, \Psi)$ .

The structural parameters are identifiable if we can find a unique solution  $(\alpha, \beta, \gamma_2, \Sigma)$  given  $(\gamma_1, \gamma_2, \Psi)$ , or equivalently, if there exists a bijective mapping between the reduced-form and the structural parameters.

The matrix  $R(\beta)$  is invertible for any  $\beta \in \mathbb{R}$  and  $\gamma_2$  maps to itself. Thus, the structural parameters are identifiable if and only if

$$\gamma_1 = \beta\gamma_2 + \alpha \iff \Gamma \begin{bmatrix} 1 \\ -\beta \end{bmatrix} = \alpha \quad (2)$$

has a unique solution  $(\alpha, \beta)$  given  $\Gamma$ . Without any assumptions on  $\alpha$ , this is not the case. Typically, one assumes  $\alpha = 0_p$ , or that at least the majority of its components are zero (Kang et al., 2016).

### 3.2 Possibilistic inference

We propose to perform possibilistic posterior inference in the reduced-form model and propagate the uncertainty to the structural parameters. Let  $f$  be a prior possibility function on  $(\Gamma, \Psi)$ , then the posterior possibility  $f_{\text{RF}}$  is given by

$$f_{\text{RF}}(\Gamma, \Psi \mid W) = \frac{p(W \mid \Gamma, \Psi)f(\Gamma, \Psi)}{\sup_{\Gamma' \in \mathbb{R}^{p \times 2}, \Psi' \in \mathbb{S}_+^2} p(W \mid \Gamma', \Psi')f(\Gamma', \Psi')}$$

where  $\mathbb{S}_+^2$  is the cone of positive-semidefinite and symmetric  $2 \times 2$  matrices. Under the uninformative prior  $f(\Gamma, \Psi) = 1$ , the supremum in the denominator is attained by the standard maximum-likelihood estimators.

Then we can define a possibility function  $f_S$  for the structural parameters as

$$f_S(\alpha, \beta, \Sigma \mid W) = \sup \left\{ f_{\text{RF}}(\Gamma, \Psi \mid W) : \Gamma \begin{bmatrix} 1 \\ -\beta \end{bmatrix} = \alpha, \Psi = R(\beta)\Sigma R(\beta)^\top \right\}. \quad (3)$$

This operation is not well-defined for a probabilistic posterior distribution, as mapping the reduced-form to the structural parameters is not one-to-one in general. Under uninformative prior possibility functions on the reduced-form parameters, this optimisation problem can be solved in closed form (see Appendix A.1). We have that  $f_S(\alpha, \beta, \Sigma \mid W) = f_{\text{RF}}(\Gamma^*(\alpha, \beta, \Sigma), R(\beta)\Sigma R(\beta)^\top \mid W)$ , where the optimal reduced-form coefficient matrix is

$$\Gamma^*(\alpha, \beta, \Sigma) = \hat{\Gamma} + \frac{1}{\sigma_{11}} \left( \alpha - \hat{\Gamma} \begin{bmatrix} 1 \\ -\beta \end{bmatrix} \right) [1 \quad 0] \Sigma R(\beta)^\top,$$

with  $\hat{\Gamma} = (Z^\top Z)^{-1} Z^\top W$  denoting the least-squares estimate of the reduced-form coefficient matrix, and  $\sigma_{11}$  representing the marginal variance of the outcome in the structural model.

**Remark 2.** We focus on the case with vacuous prior information, i.e.,  $f(\Gamma, \Psi) = 1$ . More informative priors can be incorporated when additional regularisation is needed, such as in scenarios involving many weak instruments. For instance, a possibilistic Matrix Gaussian prior on  $\Gamma$  with column covariance  $\Psi$  also leads to a closed-form solution for  $\Gamma^*(\alpha, \beta, \Sigma)$ . However, the induced prior on  $\beta$  is no longer uninformative.

Our main object of interest is the posterior possibility of  $\beta$  given that  $\alpha$  lies in a violation set  $A$ . The following proposition characterises this conditional posterior possibility function.

**Proposition 1.** Let  $A \subseteq \mathbb{R}^p$  be the considered violation set. Denote by  $(\hat{\gamma}_1, \hat{\gamma}_2)$  and  $\hat{\Psi}$  the maximum-likelihood estimates of the reduced-form coefficients and covariance matrix, respectively, and define  $t(\beta) := \hat{\gamma}_1 - \beta\hat{\gamma}_2$ . Then, the posterior possibility function of  $\beta$  conditional on  $\alpha \in A$  is

$$f(\beta \mid \alpha \in A, W) = \frac{f_S(\hat{\alpha}(\beta), \beta, \hat{\Sigma}(\beta) \mid W)}{\sup_{\beta' \in \mathbb{R}} f_S(\hat{\alpha}(\beta'), \beta', \hat{\Sigma}(\beta') \mid W)}$$

where

$$\hat{\Sigma}(\beta) = R(\beta)^{-1} \hat{\Psi} [R(\beta)^\top]^{-1}, \quad \hat{\alpha}(\beta) = \begin{cases} t(\beta), & \text{if } t(\beta) \in A, \\ \text{Proj}_A^{Z^\top Z}(t(\beta)), & \text{otherwise,} \end{cases}$$

and  $\text{Proj}_A^{Z^\top Z}$  denotes the projection onto  $A$  with respect to the metric induced by  $Z^\top Z$ .

*Proof.* See Appendix A.2. □

The extreme case of  $A = \mathbb{R}^p$ , where  $\alpha$  is completely unconstrained, results in the uninformative marginal possibility function of  $\beta$ , that is for all  $\beta \in \mathbb{R}$  we have that

$$f(\beta | W) = f(\beta | \alpha \in \mathbb{R}^p, W) = 1.$$

This is not surprising, as  $\beta$  is not identified without extra information on  $\alpha$ , thus we get back the prior.

More generally, the intersection of the affine subspace  $t(\beta)$  and the violation set  $A$  defines the partial identification region, in which all values of  $\beta$  are equally plausible. To obtain informative results,  $A$  must be sufficiently restrictive so that, for most values of  $\beta$ , the implied  $\alpha$  lies outside this region.

If  $A$  is a rectangle, computing the projection is a standard quadratic programming problem. Alternatively, we can also bound a norm of  $\alpha$ , that is specify the constraint set as  $A_\tau = \{\alpha : \|\alpha\| \leq \tau\}$ , where the threshold  $\tau$  is the maximum invalidity budget across all instruments (similar to Penn et al., 2025). More details are provided in Appendix A.2. In either case, it is important that the choice of  $A$  corresponds to the scale of the instrument data. To simplify the interpretation, it may be useful to standardise the instruments.

Our procedure can be viewed from two different perspectives. The first treats the choice of  $A$  as partial prior information based on domain knowledge, specified by the analyst before observing the data. Incorporating this prior information through post-hoc conditioning, rather than directly specifying a prior possibility function, is convenient for two reasons: (1) it allows closed-form solutions for many of the expressions, and (2) specifying a prior on the reduced-form parameters that induces the desired prior on the structural parameters is challenging. The second perspective emphasises sensitivity analysis for a particular effect, where the analyst gradually widens  $A$  to assess how much instrument invalidity would be required for the effect to disappear.

### 3.3 Validification

The sampling properties of our posterior possibility can be improved by using the validification procedure proposed by Martin and Liu (2013). Specifically, we transform the posterior possibility defined in Proposition 1 to the validified posterior possibility function

$$\pi_w(\beta | A) = P_\beta(f(\beta | \alpha \in A, W) \leq f(\beta | \alpha \in A, W = w)), \quad (4)$$

where  $w$  denotes the observed value of  $W$ , and  $P_\beta$  represents the probability measure of  $W$  as a function of  $\beta$ . The following proposition shows that the validified posterior possibility controls the type-I error, that is, its probability of assigning “too little” possibility to the true value of  $\beta$  is bounded at the nominal level, as long as the violation set  $A$  contains the true value of  $\alpha$ .

**Proposition 2.** *Assume the violation set  $A$  contains the true value of  $\alpha$ . Then, the validified conditional posterior possibility  $\pi_w(\cdot | A)$  as defined in (4) is strongly valid in the sense that for any  $\delta \in [0, 1]$*

$$\sup_{\beta \in \mathbb{R}} P_\beta(\pi_w(\beta | A) \leq \delta) \leq \delta.$$

*Proof.* See Appendix A.3. □

An immediate corollary is that the upper level sets are valid confidence sets.

**Corollary 1.** *Assume the violation set  $A$  contains the true value of  $\alpha$ . Then, for any  $\delta \in [0, 1]$ , the upper  $\delta$  level set of  $\pi_w(\cdot | A)$ ,*

$$C_\delta(w, A) = \{\beta \in \mathbb{R} : \pi_w(\beta | A) \geq \delta\},$$

*is a valid  $100(1 - \delta)\%$  confidence set, i.e.,  $\sup_{\beta \in \mathbb{R}} P_\beta(\beta \in C_\delta(W, A)) \geq 1 - \delta$ .*

These results guarantee that our inference controls the type-I error if  $A$  contains the true value of  $\alpha$ . However, at the same time we want to maximise efficiency (minimise the type-II error), which is inversely proportional to the volume of  $A$ . Thus, one faces a trade-off between choosing  $A$  large enough for it to likely contain the true  $\alpha$ , but not choosing it too large so that the inference becomes overly conservative. In practice, this choice should be based on domain knowledge. When sensitivity analysis is the goal, one may be interested in finding the largest set  $A$  such that a particular effect holds (e.g., such that  $0 \notin C_\delta(w, A)$ ).

The validated posterior possibility  $\pi_w(\cdot | A)$  is not available in closed form, but a natural Monte Carlo approximation is

$$\pi_w(\beta | A) \approx \frac{1}{M} \sum_{i=1}^M 1\{f(\beta | \alpha \in A, W = W_i) \leq f(\beta | \alpha \in A, W = w)\},$$

where  $W_i$  are independent samples from  $P_\beta$ . This approximation offers exact results (up to Monte Carlo error), but is computationally expensive. A cheaper approximation is the Wilk's style  $\chi^2$  approximation

$$\pi_w(\beta | A) \approx 1 - F(-2 \log f(\beta | \alpha \in A, W = w)),$$

where  $F$  is the cdf of a  $\chi^2$  random variable with 1 degree of freedom. This approximation is based on asymptotic Gaussianity and is less appropriate whenever the parameter is not point-identified, i.e., when  $A$  is not a singleton. For a comprehensive treatment, we refer to Martin (2025). The case with non-vacuous prior information is covered in Martin (2023), where the probability measure  $P_\beta$  has to be replaced by a suitable outer measure.

## 4 Experiments

### 4.1 Simulation experiments

First, we consider a toy example with a single instrument and varying instrument validity. The single instrument is generated from a standard Gaussian distribution. The residual pairs are simulated from a bivariate Gaussian with unit variances and correlation  $\rho = 1/2$ . Then, we generate pairs  $(Y_i, X_i)$  from (1) with  $\gamma_2 = 1, \beta = 1$ , and varying invalidity parameter  $\alpha \in \{0, 0.25, 0.5\}$ . The outcome and treatment are centred so that we do not need to include an intercept.

Our performance criterion is the empirical coverage of a 95% uncertainty interval for the treatment effect  $\beta$ . We consider both the  $\chi^2$  approximation and Monte Carlo (MC) sampling from the validated posterior possibility under different tolerated sets  $A$ . We compare our empirical coverage to those of naive two-stage least squares (TSLS), plausible generalised method of moments with a Gaussian prior (PGMM-g) (Chernozhukov et al., 2025), and BudgetIV (Penn et al., 2025). The results are given in Table 1 and the full details are provided in Appendix B. Code to reproduce our findings is available at <https://github.com/gregorsteiner/PossibilisticIV>.

Table 1: Empirical coverage of 95% uncertainty intervals across 1,000 simulated datasets of size  $n = 100$ . The value closest to the nominal coverage in each column is printed in **bold**. The second best value is printed in **grey**, except when there is a tie for the best value.

Method	$\alpha = 0.0$	$\alpha = 0.25$	$\alpha = 0.5$
Possibilistic IV ( $A = \{0\}$ , $\chi^2$ -Appr.)	0.939	0.319	0.002
Possibilistic IV ( $A = \{0\}$ , MC)	0.941	0.34	0.003
Possibilistic IV ( $A = [-0.5, 0.5]$ , $\chi^2$ -Appr.)	1.0	<b>1.0</b>	0.984
Possibilistic IV ( $A = [-0.5, 0.5]$ , MC)	1.0	<b>1.0</b>	<b>0.958</b>
Possibilistic IV ( $A = [0.0, 0.5]$ , $\chi^2$ -Appr.)	0.966	<b>1.0</b>	0.984
Possibilistic IV ( $A = [0.0, 0.5]$ , MC)	<b>0.948</b>	<b>1.0</b>	<b>0.96</b>
TSLS	<b>0.947</b>	0.276	0.001
PGMM-g	0.994	0.578	0.018
BudgetIV ( $\alpha = 0$ )	0.999	0.808	0.082
BudgetIV ( $ \alpha  \leq 0.5$ )	1.0	<b>1.0</b>	0.999

For  $A = \{0\}$ , coverage falls as the true  $\alpha$  moves away from zero. Widening  $A$  to include the true  $\alpha$  maintains coverage above the nominal level, but overly wide  $A$  makes the intervals excessively conservative. The Monte Carlo-based possibility functions tend to be slightly better than the  $\chi^2$  approximation in this setting. We believe the slight undercoverage for  $A = \{0\}$  when  $\alpha = 0$  is due to Monte Carlo error. The only

other method that maintains coverage above the nominal level is BudgetIV with a budget of 0.5. However, it is overly conservative even when the true  $\alpha = 0.5$ .

In the second experiment, we consider  $p = 5$  instruments generated from a multivariate standard Gaussian,  $s$  of which are invalid. The coefficient  $\alpha$  is chosen such that the first  $s$  components are 0.1 and the remaining  $p - s$  components are zero. We set  $\gamma_2 = (1/4, \dots, 1/4)$ , which corresponds to a first-stage  $R^2$  of approximately  $1/4$ , thus the instrument strength is moderate. The treatment effect is again set to  $\beta = 1$  and the residuals are generated as above. Now, we also include the confidence interval method (CIIV) (Windmeijer et al., 2021) and gIVBMA (Steiner and Steel, 2025).

Table 2: Empirical coverage of 95% uncertainty intervals across 500 simulated datasets of size  $n = 100$ , where  $s$  out of  $p = 5$  instruments are invalid with  $\alpha_i = 0.1$ . The value closest to the nominal coverage in each column is printed in **bold**, and the second best value is printed in **grey**.

Method	$s = 0$	$s = 2$	$s = 3$	$s = 5$
Possibilistic IV ( $A = \{0\}$ , $\chi^2$ -Appr.)	0.924	0.836	0.738	0.406
Possibilistic IV ( $A = \{0\}$ , MC)	<b>0.954</b>	0.842	0.782	0.674
Possibilistic IV ( $A = [-0.1, 0.1]^p$ , $\chi^2$ -Appr.)	0.992	0.94	0.932	0.82
Possibilistic IV ( $A = [-0.1, 0.1]^p$ , MC)	0.996	<b>0.954</b>	<b>0.962</b>	<b>0.926</b>
Possibilistic IV ( $A = [0.0, 0.2]^p$ , $\chi^2$ -Appr.)	0.854	0.942	0.97	<b>0.992</b>
Possibilistic IV ( $A = [0.0, 0.2]^p$ , MC)	<b>0.938</b>	<b>0.956</b>	<b>0.964</b>	0.996
TSLs	0.918	0.72	0.562	0.262
PGMM-g	0.978	0.918	0.832	0.526
gIVBMA	0.928	0.942	0.926	0.744
BudgetIV ( $\alpha = 0$ )	0.996	0.99	0.984	<b>0.992</b>
BudgetIV ( $ \alpha_i  \leq 0.2$ )	1.0	1.0	1.0	1.0
CIIV	0.908	0.71	0.508	0.256

Table 2 shows the results. For  $s = 0$ , all methods achieve good coverage. As more instruments become invalid, naive approaches, including possibilistic IV with  $A = \{0\}$ , lose coverage. Our two variants with  $A$  containing the true  $\alpha$  maintain good coverage even when all instruments are invalid. However, when  $\alpha$  lies on a corner of the hypercube (e.g.,  $A = [0.0, 0.2]^p$  with  $s = 0$  or  $A = [-0.1, 0.1]^p$  with  $s = 5$ ), the intervals can be slightly too short, particularly for the  $\chi^2$  approximation. BudgetIV is the only other method that can maintain coverage above the nominal level for  $s = 5$ .

Our approach widens the confidence sets appropriately when the instruments are not assumed to be valid a priori. This ensures valid inference even if no valid instruments exist. These sets may include a non-unique mode, reflecting partial identification. However, as shown in the experiments above, choosing  $A$  too wide can make the confidence sets overly conservative and less useful in practice. BudgetIV can similarly maintain good coverage, as it also relies on partial identification, yet it may not return a plausible set for certain hyperparameter specifications (see Appendix B). In contrast, our method always yields a posterior possibility function, even if it is sometimes very uninformative.

## 4.2 The effect of institutions on economic growth

We illustrate our method with an empirical application estimating the effect of institutions on economic output. The analysis uses the dataset of 64 countries originally compiled by Acemoglu et al. (2001) and reexamined by Chernozhukov et al. (2025) to demonstrate their quasi-Bayesian approach that allows for small violations of instrument exogeneity.

The outcome is log GDP per capita in 1995, with the main predictor being protection against expropriation, a proxy for institutional quality. A central challenge is endogeneity: institutions may affect income, but income may also influence institutions. To address this, Acemoglu et al. (2001) use the mortality of early European settlers as an instrument, arguing that long-term settlement incentives shaped institutional quality. The instrument’s validity rests on the assumption that settler mortality is exogenous (conditional on covariates). Following Chernozhukov et al. (2025), a direct effect of settler mortality should not be stronger than 0.1 in absolute terms, if any, justifying  $A = [-0.1, 0.1]$  as a reasonable violation set. We consider the specification

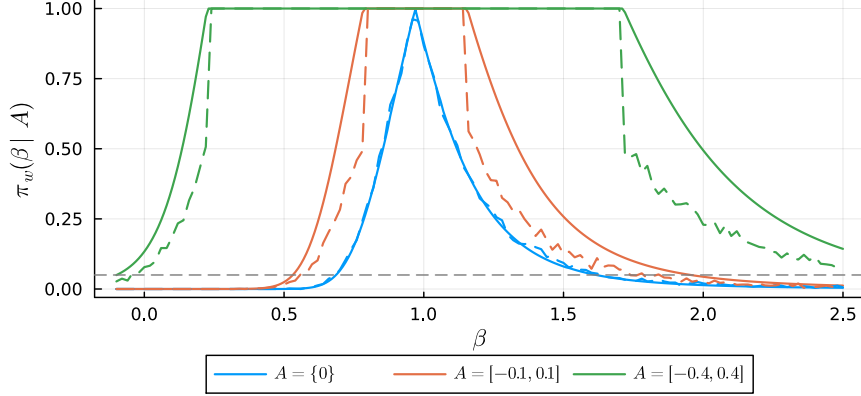


Figure 1: **The effect of institutions on economic growth:** Validified posterior possibility functions under a perfectly valid instrument ( $\alpha = 0$ ) and potential violations  $A = [-0.1, 0.1]$  and  $A = [-0.4, 0.4]$ . The solid line is based on the  $\chi^2$  approximation, while the dashed line displays the Monte Carlo approximation. The dashed grey line indicates the 0.05 level, such that the 95% uncertainty interval for  $\beta$  includes all values where the posterior possibility function exceeds this threshold.

with an intercept and (normalised) distance from the equator as exogenous control variables and (log) settler mortality as the sole instrument. We project out the covariates and run our analysis on the residuals resulting from that projection.

Figure 1 shows validified posterior possibility functions for the valid case and allowing some invalidity. The curve corresponding to  $A = [-0.1, 0.1]$  is wider and lacks a unique mode, reflecting the partial identification of  $\beta$ . Both indicate a significantly positive effect with heavier right tails, consistent with Chernozhukov et al. (2025). For comparison, we also include the violation set  $A = [-0.4, 0.4]$ , which is wide enough for the significant effect to disappear. Table C.1 in Appendix C shows that our uncertainty intervals are narrower than those of Chernozhukov et al. (2025), especially on the right tail. Relaxing the exogeneity assumption and allowing for  $\alpha \in [-0.1, 0.1]$  does not qualitatively change the conclusion that good institutions promote economic output.

For  $A = \{0\}$ , the  $\chi^2$  and MC approximations look essentially identical. For larger  $A$ , however, the latter display steeper decay away from the partial identification region. This is expected as the Gaussian approximation cannot correctly capture the tail behaviour when  $\beta$  is not point-identified. In these cases, we observe that the  $\chi^2$  approximation leads to more conservative (but still valid) inference. This suggests a practical strategy can be fitting the  $\chi^2$  approximation first, and then only fitting the computationally expensive MC approximation if additional tightness is required.

To further interpret the obtained posterior possibility, we can view it as an upper bound on a precise (subjective) probability measure. This allows to deduce a corresponding lower bound, and therefore provides a probability interval for the event of interest. Table C.2 in the Appendix displays such intervals for the hypothesis  $\beta > 0$ , given by the pair  $(1 - \sup_{\beta \leq 0} \pi_w(\beta | A), \sup_{\beta > 0} \pi_w(\beta | A))$ , under different choices of the violation set  $A$ . It takes  $\alpha$  being close to 0.4 in absolute terms to materially change the inference, that is, the lower probability drops below the nominal level. Thus, the qualitative effect of institutions on economic output is very robust to reasonable violations of the exogeneity assumptions.

### 4.3 The returns to schooling

We revisit the relationship between education and wages using the dataset from Card (1995). Education choices are not random, but are influenced by unobserved traits that also affect earnings, so the observed link between schooling and wages may not reflect the true causal effect. Card (1995) addresses this endogeneity by using college proximity as an instrumental variable. The outcome is (the logarithm of) hourly wages and the treatment is years of schooling received, which we instrument with proximity to a four-year college. We partial out the available covariates, including experience, experience squared, family background, marital



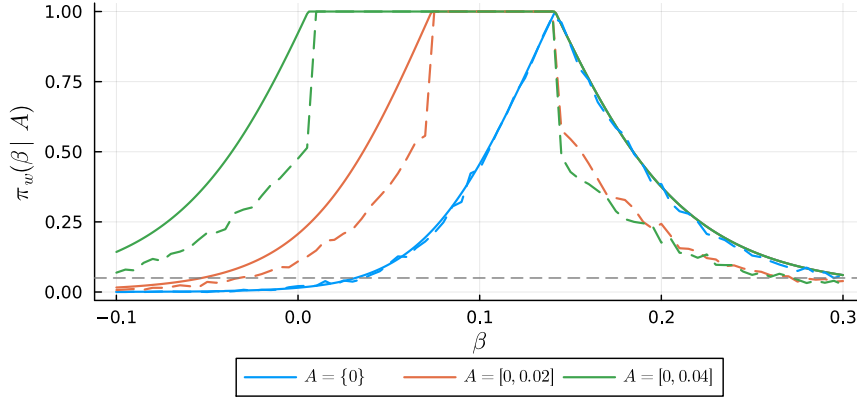


Figure 2: **The returns to schooling:** Validified posterior possibility functions under a perfectly valid instrument ( $\alpha = 0$ ) and allowing for potential violations  $A = [0, 0.02]$  and  $A = [0, 0.04]$ . The solid line is based on the  $\chi^2$  approximation, while the dashed line displays the Monte Carlo approximation. The dashed grey line indicates the 0.05 level, such that the 95% uncertainty interval for  $\beta$  includes all values where the posterior possibility function exceeds this threshold.

status, race, region, and parents’ education. The parental education variables are missing for a substantial proportion of the sample. Following Card (1995), we impute them using the mean and include an indicator for missingness.

We also expect the direct effect of proximity to a college on hourly wages to be positive, if it exists. A magnitude of the effect in between zero and 4% seems reasonable to us. Thus, we consider the violation sets  $A = [0, 0.02]$  and  $A = [0, 0.04]$ . Figure 2 presents the results. For  $A = \{0\}$ , the posterior mode is just below 0.15, comparable to the estimates in Card (1995), and the effect is significant, since the uncertainty intervals do not include zero. In the other two cases, the left tail is shifted to the left and the effect is no longer significant, since the uncertainty intervals now include zero. Thus, positive returns to education are rather sensitive to violations of the exogeneity assumption of the instrument “college proximity”. Finally, under the MC approximation, the right tail is thinner, assigning lower possibility to very high returns to schooling.

As in the previous example, we can compute lower and upper probabilities for the hypothesis that the returns to schooling are positive, see Table C.3 in the Appendix. We see that the positive treatment effect is robust to a direct effect of college proximity on wages of 1%, whereas larger violations lead the lower probability to drop significantly. For a direct effect of 4%, the lower probability of positive returns to schooling is only approximately 0.52.

## 5 Conclusion

In this paper, we propose a method for instrumental variable regression based on possibility theory. This allows for valid inference under some user-specified violations of the instrument exogeneity assumption. The proposed method also provides a very natural way to perform sensitivity analyses. The resulting inference is based on first principles and directly reflects the epistemic uncertainty about the parameters. Our approach performs well in simulation experiments and delivers credible results in real-data applications.

Unlike some alternative approaches, our method does not infer the instrument validity. Instead, inference is performed only relative to a user-defined set of possible violations. As a result, the effectiveness of the method depends on the user’s knowledge about which instruments might be invalid and the nature of their potential violations. If the specified set of violations is too large, the resulting inference will tend to be overly conservative, or even completely uninformative.

## Acknowledgements

We thank Ryan Martin for helpful comments that substantially improved this paper. This research is supported by the Ministry of Education, Singapore, under its Academic Research Fund Tier 1 (RS02/24), and by the Singapore Ministry of Digital Development and Information under the AI Visiting Professorship Programme (AIVP-2024-004).

## A Derivations

### A.1 The structural posterior possibility function

This section derives the closed-form solution for the structural posterior possibility. We put completely uninformative prior possibility functions on  $\Gamma$  and  $\Psi$ , that is  $f(\Gamma, \Psi) = 1$ . This reduces the problem to maximising the likelihood, or equivalently the log-likelihood  $\log p(W | \Gamma, \Psi)$ , under the constraint (2) and the additional covariance equivalence. Given a value of  $\Sigma$  and  $\beta$ , the reduced-form covariance  $\Psi$  is fixed, so we just need to optimise with respect to  $\Gamma$ . To perform this optimisation, consider the log-likelihood

$$\ell(\Gamma) = \log p(W | \Gamma, \Psi) = \text{cst} - \frac{1}{2} \text{tr} \left( \Psi^{-1} (\Gamma^\top (Z^\top Z) \Gamma - 2\Gamma^\top Z^\top W) \right).$$

Then, using that  $Z^\top W = Z^\top Z \hat{\Gamma}$  and completing the square, we can rewrite  $\log p(W | \Gamma, \Psi)$  as

$$\log p(W | \Gamma, \Psi) = \text{cst} - \frac{1}{2} \text{tr} \left( \Psi^{-1} (\Gamma - \hat{\Gamma})^\top (Z^\top Z) (\Gamma - \hat{\Gamma}) \right)$$

where  $\hat{\Gamma} = [\hat{\gamma}_1 \quad \hat{\gamma}_2] = (Z^\top Z)^{-1} Z^\top W$  is the (unconstrained) least squares estimate. We maximise this log-likelihood in  $\Gamma$  subject to the constraint

$$\Gamma \begin{bmatrix} 1 \\ -\beta \end{bmatrix} - \alpha = 0.$$

Solving this with Lagrange multipliers (LM) with a p-dimensional LM vector  $\lambda$  we have the first-order conditions

$$\begin{aligned} Z^\top Z (\Gamma - \hat{\Gamma}) \Psi^{-1} &= \lambda \begin{bmatrix} 1 \\ -\beta \end{bmatrix}^\top \\ \Gamma \begin{bmatrix} 1 \\ -\beta \end{bmatrix} - \alpha &= 0. \end{aligned}$$

Solving for  $\Gamma$  yields

$$\begin{aligned} \Gamma^*(\alpha, \beta, \Sigma) &= \hat{\Gamma} + \left( [1 \quad -\beta] \Psi \begin{bmatrix} 1 \\ -\beta \end{bmatrix} \right)^{-1} \left( \alpha - \hat{\Gamma} \begin{bmatrix} 1 \\ -\beta \end{bmatrix} \right) [1 \quad -\beta] \Psi \\ &= \hat{\Gamma} + \frac{1}{\sigma_{11}} \left( \alpha - \hat{\Gamma} \begin{bmatrix} 1 \\ -\beta \end{bmatrix} \right) [1 \quad 0] \Sigma R(\beta)^\top \end{aligned}$$

where  $\sigma_{11} = [1 \quad -\beta] \Psi \begin{bmatrix} 1 \\ -\beta \end{bmatrix}$  is the marginal variance of  $Y$  in the structural model (this follows from the relationship between the structural and reduced-form covariance). For completeness, the reduced form log-posterior possibility function is given by

$$\log f_{\text{RF}}(\Gamma, \Psi | W) = \log p(W | \Gamma, \Psi) - \log p(W | \hat{\Gamma}, \hat{\Psi}),$$

where  $\hat{\Psi} = \frac{1}{n} (W - Z\hat{\Gamma})^\top (W - Z\hat{\Gamma})$  is the maximum-likelihood estimate of  $\Psi$ . Thus, the structural log-posterior possibility function is

$$\begin{aligned} \log f_S(\alpha, \beta, \Sigma | W) &= \log f_{\text{RF}}(\Gamma^*(\alpha, \beta, \Sigma), R(\beta) \Sigma R(\beta)^\top | W) \\ &= -\frac{n}{2} \log |R(\beta) \Sigma R(\beta)^\top| \\ &\quad - \frac{1}{2} \text{tr} \left( (R(\beta) \Sigma R(\beta)^\top)^{-1} (W - Z\Gamma^*(\alpha, \beta, \Sigma))^\top (W - Z\Gamma^*(\alpha, \beta, \Sigma)) \right) \end{aligned}$$

To simplify this expression, define  $M_Z = I_n - Z(Z^\top Z)^{-1}Z^\top$  and  $t(\beta) = \hat{\Gamma} \begin{bmatrix} 1 \\ -\beta \end{bmatrix}$ , and note that

$$W - Z\Gamma^*(\alpha, \beta, \Sigma) = M_Z W - \frac{1}{\sigma_{11}} Z(\alpha - t(\beta)) \begin{bmatrix} 1 & 0 \end{bmatrix} R(\beta)^{-1}.$$

Thus, we can express the structural log-posterior possibility function as

$$\begin{aligned} \log f_S(\alpha, \beta, \Sigma \mid W) &= -\frac{n}{2} \log |R(\beta) \Sigma R(\beta)^\top| \\ &\quad - \frac{1}{2} \text{tr} \left( (R(\beta) \Sigma R(\beta)^\top)^{-1} W^\top M_Z W \right) \\ &\quad - \frac{1}{2} (\alpha - t(\beta))^\top \frac{Z^\top Z}{\sigma_{11}} (\alpha - t(\beta)). \end{aligned} \quad (\text{A.1})$$

## A.2 Proof of Proposition 1 and computational considerations

Let  $\bar{\mathbb{P}}_W$  be the outer measure corresponding to the joint posterior possibility  $f_S(\alpha, \beta, \Sigma \mid W)$ . Then, the conditional outer measure of interest is

$$\bar{\mathbb{Q}}_W(\beta \in B \mid \alpha \in A) = \frac{\bar{\mathbb{P}}_W(\alpha \in A, \beta \in B, \Sigma \in \mathbb{S}_+^2)}{\bar{\mathbb{P}}_W(\alpha \in A, \beta \in \mathbb{R}, \Sigma \in \mathbb{S}_+^2)}.$$

The possibility function corresponding to  $\bar{\mathbb{Q}}_W$  is

$$f(\beta \mid \alpha \in A, W) = \sup_{\alpha \in A, \Sigma \in \mathbb{S}_+^2} \frac{f_S(\alpha, \beta, \Sigma \mid W)}{\sup_{\alpha' \in A, \beta' \in \mathbb{R}, \Sigma' \in \mathbb{S}_+^2} f_S(\alpha', \beta', \Sigma' \mid W)}. \quad (\text{A.2})$$

To solve the optimisation problem in (A.2), we marginalise out  $\Sigma$  first to simplify the problem. To marginalise out  $\Sigma$ , we plug in the maximum-likelihood estimator of the reduced-form covariance  $\Psi$  given by

$$\hat{\Psi} = \frac{1}{n} (W - Z\hat{\Gamma})^\top (W - Z\hat{\Gamma})$$

We can express  $\hat{\Sigma}(\beta)$  as a function of  $\beta$  in a way that

$$R(\beta) \hat{\Sigma}(\beta) R(\beta)^\top = \hat{\Psi}; \quad (\text{A.3})$$

indeed, for any  $\beta$ , we can ensure that (A.3) holds by taking

$$\hat{\Sigma}(\beta) = \begin{bmatrix} \hat{\Psi}_{11} - 2\beta \hat{\Psi}_{12} + \beta^2 \hat{\Psi}_{22} & \hat{\Psi}_{12} - \beta \hat{\Psi}_{22} \\ * & \hat{\Psi}_{22} \end{bmatrix},$$

where the “\*” is expressing symmetry. This ensures that whatever the considered value of  $\beta$ , we can still achieve the global maximum in  $\Psi$ . Fixing  $\Sigma = \hat{\Sigma}(\beta)$ , we obtain from equation (A.1)

$$\begin{aligned} \log f_S(\alpha, \beta \mid W) &= \log f_S(\alpha, \beta, \hat{\Sigma}(\beta) \mid W) \\ &= \text{cst} - \frac{1}{2} (\alpha - t(\beta))^\top \frac{Z^\top Z}{\hat{\sigma}_{11}(\beta)} (\alpha - t(\beta)). \end{aligned}$$

The aim is to maximise  $f_S(\alpha, \beta \mid W)$ , or equivalently  $\log f_S(\alpha, \beta \mid W)$ , with respect to  $\alpha$  given the constraint  $\alpha \in A$ . For a fixed  $\beta$ , it is sufficient to minimise  $(\alpha - t(\beta))^\top (Z^\top Z) (\alpha - t(\beta))$  under the considered constraint  $\alpha \in A$ . Clearly,  $t(\beta)$  is the minimiser whenever  $t(\beta) \in A$ . Otherwise, the minimiser is the point  $\alpha^* \in A$  that is closest to  $t(\beta)$  in the distance implied by  $Z^\top Z$ , i.e. the projection of  $t(\beta)$  onto  $A$  with respect to the metric induced by  $Z^\top Z$ . Equivalently, the solution is the point that minimises the Mahalanobis distance from a distribution with mean vector  $t$  and covariance matrix  $\hat{\sigma}_{11}(\beta)(Z^\top Z)^{-1}$ . Figure A.1 illustrates this in two dimensions.

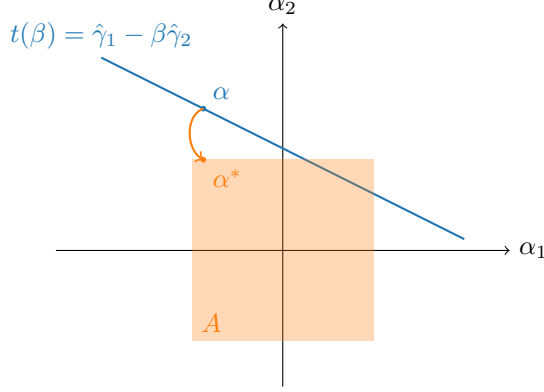


Figure A.1: **A geometric illustration of our method for  $p = 2$ :** The causal effect  $\beta$  is partially identified where the affine subspace  $t(\beta) = \hat{\gamma}_1 - \beta\hat{\gamma}_2$  intersects the tolerated region  $A$ . At these values of  $\beta$ , the corresponding  $\alpha$  is precisely  $t(\beta)$ , and therefore, the conditional possibility is 1. For all other values of  $\beta$ , the optimal  $\alpha$  is the projection onto  $A$  w.r.t. the metric induced by  $Z^\top Z$ .

When  $A$  is a rectangle, i.e. of the form  $A = [a_1, b_1] \times \dots \times [a_p, b_p]$ , this is a standard quadratic programming problem, which we solve using the JuMP.jl package (Lubin et al., 2023). If  $Z^\top Z$  is diagonal, this simplifies to clipping component-wise.

Alternatively, we can also bound a norm of  $\alpha$ , that is specify the constraint set as  $A_\tau = \{\alpha : \|\alpha\| \leq \tau\}$ , where the threshold  $\tau$  is the maximum invalidity budget across all instruments (similar to Penn et al., 2025). This may be easier to specify in some settings. For the  $\ell_2$  norm, this turns the optimisation problem into a Ridge-type regression problem, and we have that the optimal  $\alpha$  is

$$\alpha = (Z^\top Z + \lambda I_p)^{-1} Z^\top Z \hat{\Gamma} \begin{bmatrix} 1 \\ -\beta \end{bmatrix},$$

where  $\lambda$  is the Lagrange multiplier corresponding to a specific threshold  $\tau$ . In practice, one has to find  $\lambda$  such that  $\|\alpha\|_2^2 = \tau$ . For the  $\ell_1$  norm, the optimisation problem could be solved by a LARS-type (Efron et al., 2004) algorithm, but we leave details for future work.

It remains to renormalise the resulting posterior by finding the maximal value of  $\beta$  over  $\mathbb{R}$ . This is easily done numerically.

### A.3 Proof of Proposition 2

Let  $\alpha_0 \in \mathbb{R}^p$  denote the true data-generating value of  $\alpha$ . Then, the validated posterior possibility as a functional of  $W$ ,  $\pi_W(\beta \mid \{\alpha_0\})$ , is a probability integral transform, and its distribution is stochastically greater or equal to a Uniform distribution on  $[0, 1]$  (see for example Casella and Berger, 2002, Section 2.1). Thus, for any  $\delta \in [0, 1]$ , we have  $P_\beta(\pi_W(\beta \mid \{\alpha_0\}) \leq \delta) \leq \delta$ . For any violation set that contains the true value,  $A \supseteq \{\alpha_0\}$ , the validated posterior becomes no more informative, i.e.,  $\pi_w(\beta \mid A) \geq \pi_w(\beta \mid \{\alpha_0\})$ , such that

$$P_\beta(\pi_W(\beta \mid A) \leq \delta) \leq P_\beta(\pi_W(\beta \mid \{\alpha_0\}) \leq \delta) \leq \delta.$$

This inequality holds for all  $\beta$  in  $\mathbb{R}$ , and therefore also holds for the supremum, giving the desired result.

## B Additional details on the simulation experiments

Here, we provide additional details on the implementation of the competing methods in our simulation experiments. For the plausible GMM (PGMM) estimator, we put a baseline Gaussian prior with identity prior covariance on the moment restriction. This puts all values of  $\alpha$  considered (transformed to the moment restriction) well within the centre of that distribution. To implement BudgetIV, we use the code available at <https://github.com/jpenn2023/budgetIVr>. Their method has two hyperparameters,  $b$  and  $\tau$ , which

specify that at least  $b$  components of  $\alpha$  cannot exceed the threshold  $\tau$ . We set  $b = 1$  and select the budget  $\tau$  analogously to the thresholds we use for our possibilistic approach. This means that at least one instrument has to correspond to  $|\alpha_i| \leq \tau$ . In the case of multiple instruments, setting  $b = p = 5$  would provide a fairer comparison with our approach, since then all instruments are restricted to be potentially invalid only up to degree  $\tau$ . However, this configuration rarely yields a feasible set for the treatment effect, i.e., one where the affine subspace intersects the partial identification region, in which case BudgetIV returns no set. In contrast, our approach still produces a posterior possibility function based on projection, where the mode corresponds to the value of  $\beta$  that implies an  $\alpha$  closest to the violation set  $A$ . For this reason, we maintain  $b = 1$  for BudgetIV, which then always returns a plausible set. Unsurprisingly, this additional flexibility renders BudgetIV very conservative in the multiple instrument case. The CIIV results are based on the implementation available at <https://github.com/xlbristol/CIIV> with default settings. The gIVBMA method is implemented by <https://github.com/gregorsteiner/gIVBMA.jl> and we choose the hyper- $g/n$  prior specification.

## C Additional details on the real-data examples

In the context of the growth example, Table C.1 presents 95% uncertainty intervals for our approach along with those obtained by standard TSLS or different variants of PGMM. Table C.2 displays upper and lower probabilities for the hypothesis  $\beta > 0$ . These are discussed in more detail in the main text.

For the returns to schooling example, Table C.3 presents upper and lower probabilities for the hypothesis of positive returns to schooling.

Table C.1: **The effect of institutions on economic growth:** 95% uncertainty intervals for possibilistic IV, TSLS, and PGMM (taken from Chernozhukov et al., 2025). The intervals for our approach are based on the  $\chi^2$  approximation. PGMM-u, PGMM-g and PGMM(d)-g refer to PGMM with, respectively, uniform prior, baseline Gaussian prior and diffuse Gaussian prior.

Method	95% Interval
Possibilistic IV ( $A = \{0\}$ )	[0.69, 1.62]
Possibilistic IV ( $A = [-0.1, 0.1]$ )	[0.53, 1.96]
Possibilistic IV ( $A = [-0.4, 0.4]$ )	[-0.10, 3.00]
TSLS	[0.56, 1.38]
PGMM-u	[0.58, 3.65]
PGMM-g	[0.49, 3.79]
PGMM(d)-g	[0.22, 3.81]

Table C.2: **The effect of institutions on economic growth:** Lower and upper probabilities for the hypothesis  $\beta > 0$  under the constraint  $\alpha \in A$  (based on the MC approximation with  $M = 10,000$ ).

A	Lower	Upper
$\{0\}$	1	1
$[-0.1, 0.1]$	1	1
$[-0.2, 0.2]$	1	1
$[-0.3, 0.3]$	1	1
$[-0.4, 0.4]$	0.927	1
$[-0.5, 0.5]$	0.603	1

Table C.3: **The returns to schooling:** Lower and upper probabilities for the hypothesis  $\beta > 0$  under the constraint  $\alpha \in A$  (based on the MC approximation with  $M = 5,000$ ).

A	Lower	Upper
$\{0\}$	1	1
$[0, 0.01]$	1	1
$[0, 0.02]$	0.887	1
$[0, 0.03]$	0.748	1
$[0, 0.04]$	0.517	1

## References

- Acemoglu, D., Johnson, S., and Robinson, J. A. (2001). The Colonial Origins of Comparative Development: An Empirical Investigation. *American Economic Review*, 91(5):1369–1401.
- Armstrong, T. B. and Kolesár, M. (2021). Sensitivity analysis using approximate moment condition models. *Quantitative Economics*, 12(1):77–108.
- Card, D. (1995). Using Geographic Variation in College Proximity to Estimate the Return to Schooling. In Christofides, L. N., Grant, E. K., and Swidinsky, R., editors, *Aspects of Labour Market Behaviour: Essays in Honour of John Vanderkamp*, pages 201–222. University of Toronto Press, Toronto.
- Casella, G. and Berger, R. L. (2002). *Statistical Inference*. Cengage Learning, 2nd edition.
- Chernozhukov, V., Hansen, C. B., Kong, L., and Wang, W. (2025). Plausible GMM: A Quasi-Bayesian Approach. arXiv:2507.00555 [econ] version: 1.
- Chib, S., Shin, M., and Simoni, A. (2018). Bayesian Estimation and Comparison of Moment Condition Models. *Journal of the American Statistical Association*, 113(524):1656–1668.
- Cinelli, C. and Hazlett, C. (2025). An omitted variable bias framework for sensitivity analysis of instrumental variables. *Biometrika*, 112(2):asaf004.
- Conley, T. G., Hansen, C. B., and Rossi, P. E. (2012). Plausibly Exogenous. *The Review of Economics and Statistics*, 94(1):260–272.
- Dubois, D. and Prade, H. (2015). Possibility Theory and Its Applications: Where Do We Stand? In Kacprzyk, J. and Pedrycz, W., editors, *Springer Handbook of Computational Intelligence*, pages 31–60. Springer, Berlin, Heidelberg.
- Efron, B., Hastie, T., Johnstone, I., and Tibshirani, R. (2004). Least angle regression. *The Annals of Statistics*, 32(2):407–499.
- Guo, Z. (2023). Causal inference with invalid instruments: post-selection problems and a solution using searching and sampling. *Journal of the Royal Statistical Society Series B: Statistical Methodology*, 85(3):959–985.
- Guo, Z., Kang, H., Tony Cai, T., and Small, D. S. (2018). Confidence Intervals for Causal Effects with Invalid Instruments by Using Two-Stage Hard Thresholding with Voting. *Journal of the Royal Statistical Society Series B: Statistical Methodology*, 80(4):793–815.
- Hieu, N. M., Houssineau, J., Chada, N. K., and Delande, E. (2025). Decoupling epistemic and aleatoric uncertainties with possibility theory. In *Proceedings of The 28th International Conference on Artificial Intelligence and Statistics*, pages 2899–2907. PMLR.
- Houssineau, J. (2020). Parameter estimation with a class of outer probability measures. arXiv:1801.00569 [stat].

- Houssineau, J. and Nott, D. J. (2022). Robust Bayesian inference in complex models with possibility theory. arXiv:2204.06911 [stat].
- Kang, H., Zhang, A., Cai, T. T., and Small, D. S. (2016). Instrumental Variables Estimation With Some Invalid Instruments and its Application to Mendelian Randomization. *Journal of the American Statistical Association*, 111(513):132–144.
- Kolesár, M., Chetty, R., Friedman, J., Glaeser, E., and Imbens, G. W. (2015). Identification and Inference With Many Invalid Instruments. *Journal of Business & Economic Statistics*, 33(4):474–484.
- Lubin, M., Dowson, O., Garcia, J. D., Huchette, J., Legat, B., and Vielma, J. P. (2023). JuMP 1.0: Recent improvements to a modeling language for mathematical optimization. arXiv:2206.03866 [cs].
- Martin, R. (2023). Valid and efficient imprecise-probabilistic inference with partial priors, II. General framework. arXiv:2211.14567 [stat].
- Martin, R. (2025). Possibilistic inferential models: a review. arXiv:2507.09007 [math].
- Martin, R. and Liu, C. (2013). Inferential Models: A Framework for Prior-Free Posterior Probabilistic Inference. *Journal of the American Statistical Association*, 108(501):301–313.
- Penn, J., Gunderson, L. M., Bravo-Hermesdorff, G., Silva, R., and Watson, D. S. (2025). BudgetIV: Optimal Partial Identification of Causal Effects with Mostly Invalid Instruments. arXiv:2411.06913 [stat].
- Small, D. S. (2007). Sensitivity Analysis for Instrumental Variables Regression With Overidentifying Restrictions. *Journal of the American Statistical Association*, 102(479):1049–1058.
- Steiner, G. and Steel, M. (2025). Bayesian Model Averaging in Causal Instrumental Variable Models. arXiv:2504.13520 [stat].
- Watson, D., Bravo-Hermesdorff, G., Gunderson, L. M., Penn, J., Mastouri, A., and Silva, R. (2024). Bounding causal effects with leaky instruments. In *The 40th Conference on Uncertainty in Artificial Intelligence*.
- Windmeijer, F., Farbmacher, H., Davies, N., and Davey Smith, G. (2019). On the Use of the Lasso for Instrumental Variables Estimation with Some Invalid Instruments. *Journal of the American Statistical Association*, 114(527):1339–1350.
- Windmeijer, F., Liang, X., Hartwig, F. P., and Bowden, J. (2021). The Confidence Interval Method for Selecting Valid Instrumental Variables. *Journal of the Royal Statistical Society Series B: Statistical Methodology*, 83(4):752–776.
- Zadeh, L. A. (1999). Fuzzy sets as a basis for a theory of possibility. *Fuzzy Sets and Systems*, 100:9–34.