

A μ -Analysis and Synthesis Framework for Partial Integral Equations using IQCs

Thijs Lenssen, Aleksandr Talitskii, Matthew Peet and Amritam Das

Abstract—We develop a μ -analysis and synthesis framework for infinite-dimensional systems that leverages the Integral Quadratic Constraints (IQCs) to compute the structured singular value's upper bound. The methodology formulates robust stability and performance conditions jointly as Linear Partial Integral Inequalities within the Partial Integral Equation framework, establishing connections between IQC multipliers and μ -theory. Computational implementation via PIETOOLS enables computational tools that are practically applicable to spatially distributed infinite dimensional systems. Illustrations with the help of Partial and Delay Differential Equations validate the effectiveness of the framework, showing a significant reduction in conservatism compared to unstructured methods and providing systematic tools for stability-performance trade-off analysis.

Index Terms—PDEs, Robust Control, LMIs;

I. INTRODUCTION

The integral quadratic constraints (IQC) method, pioneered by Megretski and Rantzer [5], has its roots in several foundational theories from the 1960s, including absolute stability [2], input-output stability, and dissipative systems theory [13], [14]. The absolute stability problem examines feedback systems combining a linear time-invariant component with static nonlinearities characterized by sector bounds. Popov, Yakubovich and Kalman's work establishes crucial connections between stability conditions and linear matrix inequalities (LMIs), which proves valuable for analysis and synthesis. The input-output stability framework, on the other hand, provides powerful tools like the small-gain and passivity theorems. A significant innovation is the introduction of multipliers [15]—artificial transfer functions satisfying specific conditions—to reduce conservatism in stability and performance analysis.

During the 1980's robust control era, attention shifted toward analyzing multi-input multi-output linear time-invariant systems facing structured dynamic and parametric uncertainties [3]. The robustness notion refers to maintaining stability and performance across all possible realizations of uncertainty. Early connections between robust stability analysis and multiplier theory, particularly the circle criterion [8] remains the cornerstone of modern control theory. Additionally, thanks to μ -theory [6], the robust stability problem amounts to computing the structured singular value which became the bedrock of the field of robust performance synthesis. The

μ -theory provides complete characterization of the uncertain plant in both time and frequency domain while being tractable by evaluating upper bounds using so called (D, DG) scaling matrices that ultimately serves as multipliers. During the mid-1990s, major advances were observed in optimization theory that enabled efficient computational tools for control system analysis and synthesis based on Linear Matrix Inequalities. Since IQC multipliers are efficiently computed using LMI optimization, the problem of verifying robust stability for diverse uncertainty classes and computing performance bounds using measures derived from dissipative systems theory [13], [14] has become computationally efficient.

While the framework in [12] provides comprehensive IQC tools for ODE systems, recent work has extended the IQC methodology to infinite-dimensional systems described by Partial Integral Equations (PIEs) (see [1], [11]). The main advantages of PIEs are that a) they are equivalent representations of a wider class of coupled Ordinary Differential Equation (ODE) and Partial Differential Equation (PDE) models and b) they provide a systematic LMI based computational approach for analysis and synthesis [10].

Taking inspiration from [12], this paper provides practitioners with a systematic tool for analyzing stability and performance of dynamical systems in the presence of uncertainties where one striking difference is the fact that the dynamics as well as the uncertainties can be equipped with infinite dimensional signals. This paper particularly extends [1] and [11] in terms of the following contributions:

- 1) **IQC Based Infinite Dimensional Analysis of Robust Stability and Performance:** We derive a single condition that jointly characterizes the robust stability and performance of infinite dimensional operators subject to infinite dimensional uncertainties. We show that, when the operators are chosen to be represented by PIEs, the resulting stability and performance test yields a Linear Partial Integral Inequality (LPI) which can be solved using LMIs.
- 2) **μ -Analysis:** For the first time, we establish a μ -analysis theory for infinite dimensional systems that establishes properties analogous to those in the finite-dimensional case. We are able to compute upper bounds on the structured singular value for uncertain PIEs with norm-bounded uncertainties.
- 3) **Robust Synthesis Applications:** We demonstrate analysis and synthesis capabilities of the proposed robust framework by showcasing stability-performance trade-offs in performance analysis and robust synthesis of Luenberger observer gains

T. Lenssen and A. Das are with the Control Systems Group, Eindhoven University of Technology, The Netherlands. A. Talitskii and M. Peet are with School for the Engineering of Matter, Transport and Energy, Arizona State University, the USA. Email addresses: t.m.lenssen@student.tue.nl, atalitsck@asu.edu, mpeet@asu.edu, am.das@tue.nl

Corresponding author: am.das@tue.nl

The remainder of this paper is organized as follows. After some preliminaries in Section II, Section III develops the IQC-based framework for infinite dimensional systems and presents the main results while connecting this framework to μ -theory and structured uncertainty analysis. Section IV details the application of the framework for PIE systems. Section V presents numerical examples validating the approach for both PDE and Delay systems. Section VI concludes with discussion of results and future directions.

II. PRELIMINARIES

A. Notation

$L_2^n[a, b]$ denotes the set of \mathbb{R}^n -valued, Lebesgue square-integrable equivalence classes of functions on the spatial domain $[a, b] \subset \mathbb{R}$. The space $\mathbb{R}L_2^n[a, b]$ denotes the Cartesian product $\mathbb{R}^{n_1} \times L_2^{n_2}[a, b]$, where $\mathbf{n} = \begin{bmatrix} n_1 \\ n_2 \end{bmatrix}$, with inner product

$$\left\langle \begin{bmatrix} x_1 \\ \mathbf{x}_2 \end{bmatrix}, \begin{bmatrix} y_1 \\ \mathbf{y}_2 \end{bmatrix} \right\rangle_{\mathbb{R}L_2} := x_1^\top y_1 + \langle \mathbf{x}_2, \mathbf{y}_2 \rangle_{L_2}.$$

When clear from context, we occasionally omit the subscript and simply write $\langle \cdot, \cdot \rangle := \langle \cdot, \cdot \rangle_{\mathbb{R}L_2}$. Since the only spatial domain considered here is $[a, b]$, we typically omit the domain and write L_2^n or $\mathbb{R}L_2^n$, further omitting dimensions when clear from context. For a normed space X and Banach space Y , $\mathcal{L}(X, Y)$ denotes the Banach space of bounded linear operators from X to Y with induced norm

$$\|\mathcal{P}\|_{\mathcal{L}(X, Y)} = \sup_{\|x\|=1} \|\mathcal{P}x\|_Y,$$

and $\mathcal{L}(X) := \mathcal{L}(X, X)$. Our notational convention is to write functions in **bold** (e.g., \mathbf{x} , indicating $\mathbf{x} \in \mathbb{R}L_2$) and operators in calligraphic font (e.g., $\mathcal{P} \in \mathcal{L}(\mathbb{R}L_2)$). For a Hilbert space X and operator $\mathcal{A} \in \mathcal{L}(X)$, the adjoint \mathcal{A}^* is defined by

$$\langle \mathbf{x}, \mathcal{A}\mathbf{y} \rangle_X = \langle \mathcal{A}^*\mathbf{x}, \mathbf{y} \rangle_X, \quad \forall \mathbf{x}, \mathbf{y} \in X.$$

The space $L_2^n[0, \infty)$ denotes \mathbb{R}^n -valued square-integrable signals defined on the temporal domain $[0, \infty)$, so that $x(t) \in \mathbb{R}^n$. Similarly, $\mathbb{R}L_2^n[0, \infty)$ denotes $\mathbb{R}L_2^n$ -valued square-integrable temporal signals. For suitably differentiable $\mathbf{x} \in \mathbb{R}L_2^n[0, \infty)$, we write $\dot{\mathbf{x}} := \frac{\partial \mathbf{x}}{\partial t}$. For a Hilbert space \mathbf{H} , we denote by $\mathbf{L}_{\mathbf{H}}$ the space of square-integrable functions $u : [0, \infty) \rightarrow \mathbf{H}$ with inner product

$$\langle \mathbf{u}, \mathbf{v} \rangle_{\mathbf{L}_{\mathbf{H}}} = \int_0^\infty \langle \mathbf{u}(t), \mathbf{v}(t) \rangle_{\mathbf{H}} dt.$$

We define the extended space $\mathbf{L}_{e, \mathbf{H}}$ to consist of functions $u : [0, \infty) \rightarrow \mathbf{H}$ such that

$$\int_0^T \|\mathbf{u}(t)\|_{\mathbf{H}}^2 dt < \infty \quad \forall T \geq 0.$$

We use $\mathbf{L}_{e, [a, b]}$ and $\mathbf{L}_{[a, b]}$ to denote $\mathbf{L}_{e, \mathbf{H}}$ and $\mathbf{L}_{\mathbf{H}}$ with $\mathbf{H} = \mathbb{R}L_2[a, b]$. For any Hilbert space \mathbf{H} , the truncation operator $p_\tau : \mathbf{L}_{e, \mathbf{H}} \rightarrow \mathbf{L}_{e, \mathbf{H}}$ is defined for $\mathbf{y} \in \mathbf{L}_{e, \mathbf{H}}$ by

$$(p_\tau \mathbf{y})(t) = \begin{cases} \mathbf{y}(t), & 0 \leq t \leq \tau, \\ 0, & \text{otherwise.} \end{cases}$$

Definition 1. Let \mathbf{H} and \mathbf{G} be Hilbert spaces. For all $\tau \geq 0$, an operator $G : \mathbf{L}_{\mathbf{H}} \rightarrow \mathbf{L}_{\mathbf{G}}$ is:

- **Causal** if $p_\tau G = p_\tau G p_\tau$.
- **Bounded on $\mathbf{L}_{\mathbf{H}}$** if $\|G\mathbf{v}\|_{\mathbf{L}_{\mathbf{G}}} \leq C\|\mathbf{v}\|_{\mathbf{L}_{\mathbf{H}}}$ for some $C \geq 0$ and all $\mathbf{v} \in \mathbf{L}_{\mathbf{H}}$.
- **Bounded on $\mathbf{L}_{e, \mathbf{H}}$** if $\|p_\tau G\mathbf{v}\|_{\mathbf{L}_{\mathbf{G}}} \leq C\|p_\tau \mathbf{v}\|_{\mathbf{L}_{\mathbf{H}}}$ for some $C \geq 0$ and all $\mathbf{v} \in \mathbf{L}_{e, \mathbf{H}}$.

Finally, for a given $\mathcal{V} \in \mathcal{L}(\mathbb{R}L_2^n, \mathbb{R}L_2^m)$, we define the operator $\mathcal{M}_{\mathcal{V}} : \mathbf{L}_{e, [a, b]}^n \rightarrow \mathbf{L}_{e, [a, b]}^m$ to compactly represent a multiplication operator. For $\mathbf{u} = [u_1 \cdots u_N]^\top$ with $\mathbf{u} \in \mathbb{R}L_2$, its action at time t is given by the block structure of \mathcal{V}_{ij} :

$$(\mathcal{M}_{\mathcal{V}}\mathbf{u})(t) := \begin{bmatrix} \mathcal{V}_{11} & \cdots & \mathcal{V}_{1N} \\ \vdots & \ddots & \vdots \\ \mathcal{V}_{N1} & \cdots & \mathcal{V}_{NN} \end{bmatrix} \begin{bmatrix} u_1 \\ \vdots \\ u_N \end{bmatrix} (t). \quad (1)$$

B. PI operators

Partial Integral operators, also known as PI operators, are a class of bounded linear integral operators that are defined jointly on a vector space and Hilbert space.

Definition 2. We say $\mathcal{P} \in \Pi_4 \subset \mathcal{L}(\mathbb{R}L_2^n, \mathbb{R}L_2^m)$, denoted by $\Pi \begin{bmatrix} P & Q_1 \\ Q_2 & \{R\} \end{bmatrix}$, if there exist a matrix P and matrix polynomials Q_1, Q_2, R_0, R_1 , and R_2 (of compatible dimension) such that,

$$\left[\left(\Pi \begin{bmatrix} P & Q_1 \\ Q_2 & \{R\} \end{bmatrix} \right) \begin{bmatrix} x \\ \mathbf{x} \end{bmatrix} \right] (s) := \begin{bmatrix} Px + \int_a^b Q_1(s) \mathbf{x}(s) ds \\ Q_2(s)x + \mathcal{R}\mathbf{x}(s) \end{bmatrix},$$

$$(\mathcal{R}\mathbf{x})(s) = R_0(s)\mathbf{x}(s) + \int_a^s R_1(s, \theta)\mathbf{x}(\theta) d\theta + \int_s^b R_2(s, \theta)\mathbf{x}(\theta) d\theta.$$

The vector space of PI operators, given compatible dimensions, are closed under composition, addition, adjoint and concatenation – implying that Π_4 is a composition algebra [10].

C. Linear PI Inequalities (LPIs)

Definition 3. (LPIs) For given PI operators $\{\mathcal{E}_{i,j}, \mathcal{F}_{i,j}, \mathcal{G}_i\}$ and a convex linear functional $\mathcal{L}(\cdot)$, a linear PI inequality is a convex optimization of the following form

$$\begin{aligned} & \min_{P_i, Q_{1i}, Q_{2i}, R_{0i}, R_{1i}, R_{2i}} \mathcal{L}(\{P_i, Q_{1i}, Q_{2i}, R_{0i}, R_{1i}, R_{2i}\}) \\ & \text{s.t.} \quad \sum_{j=1}^K \mathcal{E}_{ij}^* \Pi \begin{bmatrix} P_i & Q_{1i} \\ Q_{2i} & \{R_i\} \end{bmatrix} \mathcal{F}_{ij} + \mathcal{G}_i \succeq 0 \end{aligned} \quad (2)$$

Only LMIs are required to solve an optimization problem involving LPIs.

D. PIETOOLS

PIETOOLS is a MATLAB toolbox used for declaration, manipulation and solving LPIs [9]. For learning how to use PIETOOLS and its functionalities visit, PIETOOLS homepage.

III. IQC-BASED FRAMEWORK FOR ROBUST STABILITY AND PERFORMANCE ANALYSIS

This section develops a comprehensive framework for analyzing stability and performance of interconnected systems in a Hilbert space, utilizing IQCs as the primary analytical tool. We begin by establishing the mathematical foundation for system interconnections and formalizing the key concepts of stability and performance. The IQC methodology is then systematically developed to characterize system uncertainties and derive rigorous conditions that guarantee robust stability and performance. A central contribution of this work lies in bridging IQC theory with μ -analysis for infinite dimensional systems, creating a framework for quantifying their robust stability and performance when those systems are subjected to structured uncertainties.

A. Description of uncertain systems in a Hilbert-space

We start by denoting the uncertainty operators as Δ that belongs to a structured set Δ which satisfies the following fundamental property:

Assumption 1. $\Delta \in \Delta$ implies that $\tau\Delta \in \Delta$ for all $\tau \in [0, 1]$.

This scaling property is essential for developing the IQC-based stability conditions. We consider operators that map external inputs to external outputs through a feedback interconnection between a linear (infinite dimensional) operator G and Δ . This interconnection structure is formally defined as follows

Definition 4. Given operators $G_\Delta : \mathbf{L}_{e,[a,b]}^{nw_\Delta} \rightarrow \mathbf{L}_{e,[a,b]}^{nz_\Delta}$, $G_{\Delta w} : \mathbf{L}_{e,[a,b]}^{nw_\Delta} \rightarrow L_2^{nw}[0, \infty)$, $G_{z\Delta} : L_2^{nz}[0, \infty) \rightarrow \mathbf{L}_{e,[a,b]}^{nz_\Delta}$, $G_{zw} : L_2^{nz}[0, \infty) \rightarrow L_2^{nw}[0, \infty)$, and $\Delta : \mathbf{L}_{e,[a,b]}^{nz_\Delta} \rightarrow \mathbf{L}_{e,[a,b]}^{nw_\Delta}$, we define an **interconnected system** $z = [G, \Delta](w)$, for inputs $w \in L_2^{nw}[0, \infty)$ and outputs $z \in L_2^{nz}[0, \infty)$, such that the signals $z_\Delta \in \mathbf{L}_{e,[a,b]}^{nz_\Delta}$, $w_\Delta \in \mathbf{L}_{e,[a,b]}^{nw_\Delta}$ satisfy the following relations

$$\begin{aligned} z_\Delta &= G_\Delta w_\Delta + G_{\Delta w} w, \\ z &= G_{z\Delta} w_\Delta + G_{zw} w, \\ w_\Delta &= \Delta z_\Delta. \end{aligned} \quad (3)$$

The interconnection structure described above captures the feedback interaction between the nominal system G and the uncertainty Δ , where w and z represent external inputs and performance outputs, respectively, while w_Δ and z_Δ form the internal feedback loop through the uncertainty. Before analyzing stability and performance, we must first ensure the well-posedness of the interconnection, such that solutions exist, are unique, and depend causally on inputs.

Definition 5. We say that the uncertain interconnection $[G, \Delta]$ is **well-posed** if:

- **Existence and Uniqueness:** For any $w \in L_2[0, \infty)$, there exist unique $z \in L_2[0, \infty)$, $z_\Delta \in \mathbf{L}_{e,[a,b]}$ and $w_\Delta \in \mathbf{L}_{e,[a,b]}$ such that, z, z_Δ, w_Δ satisfy the interconnection.
- **Causality:** If z_Δ, w_Δ and $\hat{z}_\Delta, \hat{w}_\Delta$ satisfy the interconnection, then $p_\tau(z_\Delta - \hat{z}_\Delta) = 0$ and $p_\tau(w_\Delta - \hat{w}_\Delta) = 0$, for some $\tau \geq 0$.

Having established the class of uncertain systems and their well-posedness, we now develop a framework to guarantee robust stability and performance for the class of systems defined in Definition 4.

B. Robust stability and performance

Traditional control system design often treats stability and performance shaping as separate objectives with distinct constraints. However, Integral Quadratic Constraints (IQCs) provide a unified framework where these trade-offs can be captured within a single constraint [11]. We now define what it means for the system to remain stable despite uncertainties. Robust stability requires that the system is well-posed for all admissible uncertainties and that the input-output map remains bounded. This involves removal of the performance channels in (3), and introducing auxiliary signals z_0 and w_0 .

Definition 6. The interconnection

$$\begin{aligned} z_\Delta &= G_\Delta w_\Delta + z_0, \\ w_\Delta &= \Delta z_\Delta + w_0, \end{aligned}$$

with $z_0, w_0 \in \mathbf{L}_{e,[a,b]}$, is said to be **robustly stable** if:

- 1) The uncertain system is well-posed for all $\Delta \in \Delta$.
- 2) The map from $\begin{bmatrix} z_0 \\ w_0 \end{bmatrix}$ to $\begin{bmatrix} z_\Delta \\ w_\Delta \end{bmatrix}$ is bounded on $\mathbf{L}_{[a,b]}$ for all $\Delta \in \Delta$.

Within the IQC framework, the stability of an interconnection $[G, \Delta]$ is certified by verifying that the uncertainty operator Δ satisfies a quadratic constraint defined by an appropriate multiplier. This leads to the following formal definition

Definition 7. An uncertainty operator $\Delta : \mathbf{L}_{e,[a,b]}^{nz_\Delta} \rightarrow \mathbf{L}_{e,[a,b]}^{nw_\Delta}$ is said to **satisfy the IQC defined by multiplier** $\mathcal{M}_\mathcal{V} \in \mathcal{L}(\mathbf{L}_{[a,b]})$, parameterized by $\mathcal{V} \in \mathcal{L}(\mathbb{R}L_2, \mathbb{R}L_2)$ if the inequality

$$\int_0^T \left\langle \begin{bmatrix} z_\Delta \\ \Delta z_\Delta \end{bmatrix} (t), \begin{bmatrix} \mathcal{V}_{11} & \mathcal{V}_{12} \\ \mathcal{V}_{21} & \mathcal{V}_{22} \end{bmatrix} \begin{bmatrix} z_\Delta \\ \Delta z_\Delta \end{bmatrix} (t)_{\mathbb{R}L_2} \right\rangle dt \geq 0$$

holds for all $z_\Delta \in \mathbf{L}_{e,[a,b]}$ and all $T \geq 0$.

Beyond stability, we are interested in ensuring that the system meets certain performance specifications in the presence of uncertainty. Robust performance extends the notion of robust stability by additionally requiring that a performance metric is satisfied.

Definition 8. **Robust performance** is achieved if the interconnection $[G, \Delta]$ is **robustly stable** and if there exists some $\mathcal{M}_{\hat{\mathcal{V}}} \in \mathcal{L}(L_2)$, parameterized by $\hat{\mathcal{V}} \in \mathcal{L}(\mathbb{R}, \mathbb{R})$ with $\hat{\mathcal{V}}_{11} \succeq 0$ such that

$$\begin{aligned} \int_0^T \left\langle \begin{bmatrix} ([G, \Delta]w) \\ w \end{bmatrix} (t), \begin{bmatrix} \hat{\mathcal{V}}_{11} & \hat{\mathcal{V}}_{12} \\ \hat{\mathcal{V}}_{21} & \hat{\mathcal{V}}_{22} \end{bmatrix} \begin{bmatrix} ([G, \Delta]w) \\ w \end{bmatrix} (t) \right\rangle_{\mathbb{R}} dt \\ \leq -\epsilon \|p_T w\|_{L_2}^2 \end{aligned}$$

for all $w \in L_2([0, \infty))$, all $T \geq 0$, and some $\epsilon > 0$.

In this framework, the multipliers $\mathcal{M}_\mathcal{V}$ and $\mathcal{M}_{\hat{\mathcal{V}}}$ serve distinct but complementary roles. The multiplier $\mathcal{M}_\mathcal{V}$ characterizes the behavior of uncertainties, nonlinearities, and other perturbations captured by the operator Δ , ensuring that the IQC is satisfied for the class of admissible disturbances. In contrast, the multiplier $\mathcal{M}_{\hat{\mathcal{V}}}$ encodes performance requirements for the nominal system, such as L_2 -gain bounds, passivity conditions, or other desired input-output properties. Together, these multipliers enable simultaneous verification of robust stability against perturbations and achievement of specified performance objectives.

C. Theorem for joint robust stability and performance

We now present the main theoretical result that provides conditions for simultaneous robust stability and performance verification.

Theorem 1 (Robust Stability and Performance). *Let $G, \Delta \in \Delta$ be given, and there exists $\mathcal{M}_\mathcal{V}$, such that,*

- *The interconnection $[G, \Delta]$ is well-posed for all $\Delta \in \Delta$*
- *The IQC in Definition 7 is satisfied for all $\Delta \in \Delta$.*

*Then the interconnection $[G, \Delta]$ is **robustly stable** and **robust performance** is achieved if there exists some $\mathcal{M}_{\hat{\mathcal{V}}}$, with $\hat{\mathcal{V}}_{11} \succeq 0$, such that,*

$$\left\langle p_T \hat{G} \begin{bmatrix} w_\Delta \\ w \end{bmatrix}, p_T \begin{bmatrix} \mathcal{M}_\mathcal{V} & 0 \\ 0 & \mathcal{M}_{\hat{\mathcal{V}}} \end{bmatrix} \hat{G} \begin{bmatrix} w_\Delta \\ w \end{bmatrix} \right\rangle_{\mathbf{L}_{[a,b]}} \leq -\epsilon \left\| p_T \begin{bmatrix} w_\Delta \\ w \end{bmatrix} \right\|_{\mathbf{L}_{[a,b]}}^2 \quad (4)$$

for all $w_\Delta \in \mathbf{L}_{e,[a,b]}^{n_{w_\Delta}}$, $w \in L_2^{n_w}([0, \infty))$ and $T \geq 0$, where

$$\hat{G} := \begin{bmatrix} G_\Delta & G_{\Delta w} \\ -\frac{I}{G_{z\Delta}} & -\frac{0}{G_{zw}} \\ 0 & I \end{bmatrix} \text{ according to (3).}$$

Proof. Observe that (4) implies,

$$\begin{aligned} & \left\langle p_T \begin{bmatrix} G_\Delta \\ I \end{bmatrix} w_\Delta, p_T \mathcal{M}_\mathcal{V} \begin{bmatrix} G_\Delta \\ I \end{bmatrix} w_\Delta \right\rangle_{\mathbf{L}_{[a,b]}} \\ & + \left\langle p_T \begin{bmatrix} G_{z\Delta} \\ 0 \end{bmatrix} w_\Delta, p_T \mathcal{M}_{\hat{\mathcal{V}}} \begin{bmatrix} G_{z\Delta} \\ 0 \end{bmatrix} w_\Delta \right\rangle_{\mathbf{L}_{[a,b]}} \\ & \leq -\epsilon \|p_T w_\Delta\|_{\mathbf{L}_{[a,b]}}^2 \end{aligned}$$

Since $\hat{\mathcal{V}}_{11} \succeq 0$, we can then infer,

$$\left\langle p_T \begin{bmatrix} G_\Delta w_\Delta \\ w_\Delta \end{bmatrix}, p_T \mathcal{M}_\mathcal{V} \begin{bmatrix} G_\Delta w_\Delta \\ w_\Delta \end{bmatrix} \right\rangle_{\mathbf{L}_{[a,b]}} \leq -\epsilon \|p_T w_\Delta\|_{\mathbf{L}_{[a,b]}}^2$$

Then, using Theorem 6 in [11], we find that robust performance and stability are guaranteed for all $w \in L_2^{n_w}[0, \infty)$, $z \in L_2^{n_z}[0, \infty)$, $z_\Delta \in \mathbf{L}_{e,[a,b]}^{n_{z_\Delta}}$, that satisfy the interconnection defined by $[G, \Delta]$. ■

Theorem 1 establishes a framework for deriving Linear PI Inequalities (LPIs), which are used in assessing the robust stability of a system. This result can be used to establish μ -analysis tools for infinite dimensional systems.

D. Connection to μ -theory

In practical control systems, plant models inevitably contain uncertainties. Robust stability analysis aims to characterize the set of allowable plant perturbations that preserve stability, thereby quantifying the maximum permissible uncertainty before the system becomes unstable. While the framework of unstructured uncertainty provides a general approach to stability analysis, it is often overly conservative. This is because it assumes a worst-case scenario without accounting for any underlying structure in the perturbations. In contrast, real-world uncertainties frequently exhibit inherent patterns or constraints, which can be captured by an uncertainty set that is structured. By incorporating this structure, we can refine the stability analysis, leading to less conservative guarantees and more practical robustness results. A foundational method for dealing with norm-bounded structured uncertainties in finite-dimensional systems is μ -theory [6].

To extend similar concepts to infinite dimension, we consider Partial Integral operators that are augmented in a block-diagonal fashion yielding the following uncertainty operator:

$$\Delta_\mu = \text{diag}(\delta_1 I, \dots, \delta_p I, \delta_{p+1}(t)I, \dots, \delta_{p+q}(t)I, \Delta_{p+q+1}, \dots, \Delta_{p+q+r}) \in \Pi_4 \quad (5)$$

where

- 1) $\delta_i \in \mathbb{R}$, $i \in [1, p]$ are static real parameters with $|\delta_i| < 1$.
- 2) $\delta_j(t) \in \mathbb{R}$, $j \in [p+1, p+q]$ are real, time-varying parameters with $\sup_{t>0} |\delta_j(t)| < 1$.
- 3) $\Delta_k \in \Pi_4$, $k \in [p+q+1, p+q+r]$ are PI operators with $\|\Delta_k\|_{\mathbb{R}L_2} < 1$.

Let the set of all such Δ_μ be denoted by Δ_μ . Since, in the case of finite dimensional systems, determining the robust stability margin requires verifying the existence and stability of $(I - G_\Delta \Delta_\mu)^{-1}$ which can be reduced to computing the upper-bound of the structured singular value. However, in case of infinite dimensional systems, such computations are not always possible. Here, we adopt a definition of structured singular values based on robust stability.

Definition 9 (Structured singular value). *Given a system G and a norm-bounded structured uncertainty set Δ , the structured singular value $\mu_\Delta(G)$ is the infimum of all γ for which the interconnection $[G, \Delta]$ remains robustly stable for all scaled uncertainties in the set Δ , i.e.,*

$$\mu_\Delta(G) = \inf \left\{ \gamma \geq 0 \mid \begin{array}{l} \text{The interconnection } [G, \Delta] \\ \text{is stable } \forall \Delta \in \frac{1}{\gamma} \Delta \end{array} \right\}.$$

This notion of structured singular value provides a direct criterion for robust stability: the interconnection $[G, \Delta]$ is robustly stable for all uncertainties $\Delta \in \Delta$ if

$$\mu_\Delta(G) \leq 1.$$

To incorporate performance objectives, we now introduce an auxiliary uncertainty operator $\hat{\Delta}$ that encodes the performance specifications on the z - w channel. This allows us to formulate an extended uncertainty structure

$$\Delta_e = \begin{bmatrix} \Delta_\mu & 0 \\ 0 & \hat{\Delta} \end{bmatrix},$$

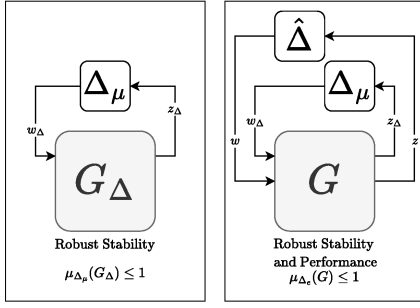


Fig. 1. Block diagram interpretations of robust stability (left) and robust performance (right) in μ -theory. The robust performance case includes the performance operator $\hat{\Delta}$ that enforces specifications on the z - w channel.

which simultaneously captures both the plant uncertainties and performance requirements. Within this framework, we can draw the following conclusions:

- **Robust Stability:** If $\mu_{\Delta_\mu}(G) \leq 1$, then the interconnection $[G, \Delta_\mu]$ is robustly stable, ensuring well-posedness and boundedness of the map from w_Δ to z_Δ for all $\Delta_\mu \in \Delta_\mu$.
- **Robust Performance:** If $\mu_{\Delta_e}(G) \leq 1$, then the system achieves robust performance. This incorporates the performance constraint $w = \hat{\Delta}z$ into the interconnection relations defined in (3), guaranteeing that both stability and performance specifications are met simultaneously.

Figure 1 illustrates the system interconnections and summarizes the conditions for robust stability and performance within the μ -framework. Although the structured singular value provides a rigorous theoretical foundation, computing $\mu_\Delta(G)$ exactly remains challenging, even for finite-dimensional systems where bounds are typically employed. For infinite-dimensional systems, the IQC framework offers a computationally viable alternative by enabling the computation of guaranteed upper bounds on $\mu_\Delta(G)$.

E. Usage of multipliers

To bridge μ -theory with the IQC framework, we construct multipliers that characterize the scaled uncertainty set $\frac{1}{\gamma_V} \Delta_\mu$, for a γ_V , ensuring that every $\Delta_\mu \in \frac{1}{\gamma_V} \Delta_\mu$ satisfies the corresponding IQCs. Exploiting the fact that the choice of uncertainties cover PI operators according to (5), the multiplier construction proceeds as follows

- **Static real uncertainties** $\delta_i I$ for $|\delta_i| \leq \frac{1}{\gamma_V}$, $i \in [1, p]$:

$$\mathcal{V}_i = \begin{bmatrix} \mathcal{P}_i & \gamma_V \mathcal{R}_i \\ \gamma_V \mathcal{R}_i^* & -\gamma_V^2 \mathcal{P}_i \end{bmatrix} \quad (6)$$

- **Time-varying real uncertainties** $\delta_j(t)I$ for $\sup_{t \geq 0} |\delta_j(t)| \leq \frac{1}{\gamma_V}$, $j \in [p+1, p+q]$:

$$\mathcal{V}_j = \begin{bmatrix} \mathcal{P}_j & \gamma_V \mathcal{R}_j \\ \gamma_V \mathcal{R}_j^* & -\gamma_V^2 \mathcal{P}_j \end{bmatrix} \quad (7)$$

- **PI operator uncertainties** $\|\Delta_k\|_{\mathbb{R}L_2} \leq \frac{1}{\gamma_V}$ for $k \in [p+q+1, p+q+r]$:

$$\mathcal{V}_k = \begin{bmatrix} I & 0 \\ 0 & -\gamma_V^2 I \end{bmatrix} \quad (8)$$

where $\mathcal{P}_l, \mathcal{R}_l \in \Pi_4$ satisfy $\mathcal{R}_l^* = -\mathcal{R}_l$ and $\mathcal{P}_l^* = \mathcal{P}_l \succ 0$ for $l \in [1, p+q]$. The validity of these multipliers follows directly from Lemma 10 and Corollary 11 in [11] with $\Psi = I$.

To address performance objectives, we introduce a complementary performance multiplier. Given the finite-dimensional nature of the performance channels, we restrict our attention to the multiplier classes detailed in [12], Section 6. Specifically, we focus on the induced L_2 -gain multiplier for performance characterization.

Lemma 1 (Performance Characterization). *Suppose robust performance is achieved for $[G, \Delta]$ with the performance multiplier $\mathcal{M}_{\hat{\mathcal{V}}}$ parameterized as*

$$\hat{\mathcal{V}} = \begin{bmatrix} I & 0 \\ 0 & -\gamma_{\hat{\mathcal{V}}}^2 I \end{bmatrix}, \quad (9)$$

where $\gamma_{\hat{\mathcal{V}}} > 0$. Then the worst-case induced L_2 -gain satisfies

$$\sup_{\Delta \in \Delta} \|[G, \Delta]\|_\infty \leq \gamma_{\hat{\mathcal{V}}}.$$

Proof. Suppose robust performance is achieved for the interconnection $[G, \Delta_e]$ using a multiplier $\mathcal{M}_{\hat{\mathcal{V}}}$ parameterized as above, then

$$\int_0^T \left\langle \begin{bmatrix} [G, \Delta]w \\ w \end{bmatrix}, \begin{bmatrix} I & 0 \\ 0 & -\gamma_{\hat{\mathcal{V}}}^2 I \end{bmatrix} \begin{bmatrix} [G, \Delta]w \\ w \end{bmatrix} \right\rangle dt \leq -\epsilon \|p_T w\|_{L_2}^2,$$

gives,

$$\frac{\|p_T [G, \Delta]w\|_{L_2}}{\|p_T w\|_{L_2}} \leq \gamma_{\hat{\mathcal{V}}}.$$

Since robust performance implies robust stability we can thus conclude $\sup_{\Delta \in \Delta} \|[G, \Delta]\|_\infty \leq \gamma_{\hat{\mathcal{V}}}$, as $T \rightarrow \infty$. ■

The parameters γ_V and $\gamma_{\hat{\mathcal{V}}}$ enable explicit trade-offs between stability and performance, with the bounds $\mu_{\Delta_\mu}(G) \leq \gamma_V$ and $\mu_{\Delta_e}(G) \leq \max\{\gamma_V, \gamma_{\hat{\mathcal{V}}}\}$. This multiplier construction preserves the structured uncertainty interpretation of μ -theory while leveraging the computational advantages of the IQC framework.

IV. APPLICATION TO PIE SYSTEMS

The PIE framework provides systematic methods for converting coupled ODE-PDE systems into equivalent Partial Integral Equation (PIE) representations. Therefore, if G in Definition 4 admits an ODE-PDE based representation, it can be equivalently represented as a PIE. Consequently, as shown in Figure 2, $[G, \Delta]$ can be represented as an interconnection between PIEs and uncertainties.

Definition 10. *Let the PI operators be $\mathcal{T}, \mathcal{A} : \mathcal{L}(\mathbb{R}L_2^{n_x})$, $\mathcal{B}_\Delta : \mathbb{R}L_2^{n_w \Delta} \rightarrow \mathbb{R}L_2^{n_x}$, $\mathcal{B}_w : \mathbb{R}^{n_w} \rightarrow \mathbb{R}L_2^{n_x}$, $\mathcal{C}_\Delta : \mathbb{R}L_2^{n_x} \rightarrow \mathbb{R}L_2^{n_{z\Delta}}$, $\mathcal{D}_\Delta : \mathbb{R}^{n_{w\Delta}} \rightarrow \mathbb{R}L_2^{n_{z\Delta}}$, $\mathcal{D}_{\Delta w} : \mathbb{R}^{n_w} \rightarrow \mathbb{R}L_2^{n_{z\Delta}}$, $\mathcal{C}_z : \mathbb{R}L_2^{n_x} \rightarrow \mathbb{R}^{n_z}$, $\mathcal{D}_{z\Delta} : \mathbb{R}L_2^{n_{w\Delta}} \rightarrow \mathbb{R}^{n_z}$, $\mathcal{D}_{zw} \in \mathbb{R}^{n_z \times n_w}$, with $\mathbf{x}_f \in \mathbb{R}L_2^{n_x}$, regulated output $z \in L_2^{n_z}[0, \infty)$, disturbance $w \in L_2^{n_w}[0, \infty)$. For uncertainty $\Delta_\mu \in \Delta_\mu$, defined according to (5), construct the following uncertain PIE,*

$$\begin{aligned} \mathcal{T}\dot{\mathbf{x}}_f(t) &= \tilde{\mathcal{A}}(\Delta_\mu)\mathbf{x}_f(t) + \tilde{\mathcal{B}}_w(\Delta_\mu)w(t), \\ z(t) &= \tilde{\mathcal{C}}_z(\Delta_\mu)\mathbf{x}_f(t) + \tilde{\mathcal{D}}_{zw}(\Delta_\mu)w(t). \end{aligned} \quad (10)$$

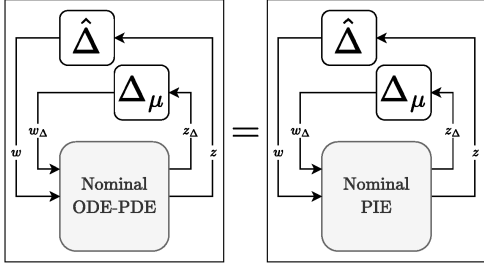


Fig. 2. Equivalence between ODE-PDE and PIE Linear Fractional Representations, showing the nominal system interconnected with stability ($\hat{\Delta}$) and performance ($\hat{\Delta}_\mu$) operators.

The uncertain PIE (10) is then defined to admit a $[G, \Delta_\mu]$ form according to Definition 4 if there exist PI operators $\{\mathcal{T}, \mathcal{A}, \mathcal{B}_\Delta, \mathcal{B}_w, \mathcal{C}_\Delta, \mathcal{D}_\Delta, \mathcal{D}_{\Delta w}, \mathcal{C}_z, \mathcal{D}_{z\Delta}, \mathcal{D}_{zw}\}$ that parametrize the following PIEs for all $(\mathbf{x}_f(t), w_\Delta(t), z_\Delta(t), w(t), z(t))$, and for all $\Delta_\mu \in \Delta_\mu$,

$$G : \begin{cases} \mathcal{T}\dot{\mathbf{x}}_f(t) = \mathcal{A}\mathbf{x}_f(t) + \mathcal{B}_\Delta w_\Delta(t) + \mathcal{B}_w w(t), \\ z_\Delta(t) = \mathcal{C}_\Delta \mathbf{x}_f(t) + \mathcal{D}_\Delta w_\Delta(t) + \mathcal{D}_{\Delta w} w(t), \\ z(t) = \mathcal{C}_z \mathbf{x}_f(t) + \mathcal{D}_{z\Delta} w_\Delta(t) + \mathcal{D}_{zw} w(t), \end{cases}$$

$$\text{with, } w_\Delta = \Delta_\mu z_\Delta.$$

Theorem 2. Let G be parametrized by PI operators $\{\mathcal{T}, \mathcal{A}, \mathcal{B}_\Delta, \mathcal{B}_w, \mathcal{C}_\Delta, \mathcal{D}_\Delta, \mathcal{D}_{\Delta w}, \mathcal{C}_z, \mathcal{D}_{z\Delta}, \mathcal{D}_{zw}\}$. Let $\Delta_\mu \in \frac{1}{\gamma_V} \Delta_\mu$, and there exists a multiplier \mathcal{M}_{V_μ} parameterized according to (5), such that

- The interconnection $[G, \Delta_\mu]$ is well-posed for all $\Delta_\mu \in \frac{1}{\gamma_V} \Delta_\mu$
- The IQC in Definition 7 is satisfied for all $\Delta_\mu \in \frac{1}{\gamma_V} \Delta_\mu$.

Then the interconnection $[G, \Delta_\mu]$ is **robustly stable**, with $\mathbf{x}_f(0) = 0$ in Definition 10, and **robust performance** is achieved if there exists some $\mathcal{M}_{\hat{V}}$, with $\hat{V}_{11} \succeq 0$, some $\mathcal{R}, \mathcal{Q} \in \Pi_4$ with $\mathcal{R} = \mathcal{R}^* \succeq 0$, such that,

- $\mathcal{T}^* \mathcal{Q} = \mathcal{Q}^* \mathcal{T} = \mathcal{R}$,
- and

$$\begin{aligned} & \begin{bmatrix} \mathcal{A}^* \mathcal{Q} + \mathcal{Q}^* \mathcal{A} & \mathcal{Q}^* \mathcal{B}_\Delta & \mathcal{Q}^* \mathcal{B}_w \\ \mathcal{B}_\Delta^* \mathcal{Q} & \epsilon I & 0 \\ \mathcal{B}_w^* \mathcal{Q} & 0 & \epsilon I \end{bmatrix} \\ & + \begin{bmatrix} \mathcal{C}_\Delta^* & 0 \\ \mathcal{D}_\Delta^* & I \\ \mathcal{D}_{\Delta w}^* & 0 \end{bmatrix} \mathcal{V}_\mu \begin{bmatrix} \mathcal{C}_\Delta & \mathcal{D}_\Delta & \mathcal{D}_{\Delta w} \\ 0 & I & 0 \end{bmatrix} \\ & + \begin{bmatrix} \mathcal{C}_z^* & 0 \\ \mathcal{D}_{z\Delta}^* & 0 \\ \mathcal{D}_{zw}^* & I \end{bmatrix} \hat{\mathcal{V}} \begin{bmatrix} \mathcal{C}_z & \mathcal{D}_{z\Delta} & \mathcal{D}_{zw} \\ 0 & 0 & I \end{bmatrix} \preceq 0. \end{aligned}$$

Here, \mathcal{V}_μ is built by diagonally stacking the appropriate multipliers from (6)–(8), depending on whether Δ_μ in (5) is static real, time-varying real, or a PI operator.

Proof. Suppose the LPI holds. Define $V(\mathbf{x}_f) = \langle \mathbf{x}_f, \mathcal{R} \mathbf{x}_f \rangle \geq 0$. Since $\mathcal{Q}^* \mathcal{T} = \mathcal{T}^* \mathcal{Q} = \mathcal{R}$, we have $V(\mathbf{x}_f) = \langle \mathcal{T} \mathbf{x}_f, \mathcal{Q} \mathbf{x}_f \rangle = \langle \mathcal{Q} \mathbf{x}_f, \mathcal{T} \mathbf{x}_f \rangle$. Now, for any $z_\Delta \in \mathbb{R} L_2$, $w_\Delta \in \mathbb{R} L_2$, $z \in L_2^{n_z}[0, \infty)$, and $w \in L_2^{n_w}[0, \infty)$ satisfying

the interconnection $[G, \Delta_\mu]$. By the inequality above, we have that,

$$\begin{aligned} \dot{V}(\mathbf{x}_f(t)) + \epsilon & \left\| \begin{bmatrix} w_\Delta(t) \\ w(t) \end{bmatrix} \right\|_{\mathbb{R} L_2}^2 + \left\langle \begin{bmatrix} z_\Delta(t) \\ w_\Delta(t) \end{bmatrix}, \mathcal{V}_\mu \begin{bmatrix} z_\Delta(t) \\ w_\Delta(t) \end{bmatrix} \right\rangle_{\mathbb{R} L_2} \\ & + \left\langle \begin{bmatrix} z(t) \\ w(t) \end{bmatrix}, \hat{\mathcal{V}} \begin{bmatrix} z(t) \\ w(t) \end{bmatrix} \right\rangle_{\mathbb{R} L_2} \leq 0 \end{aligned}$$

Now, since $V(\mathbf{x}_f(0)) = V(0) = 0$ and $V(\mathbf{x}_f(T)) \geq 0$, after integrating in time, we obtain,

$$\begin{aligned} \epsilon & \left\| \begin{bmatrix} w_\Delta(t) \\ w(t) \end{bmatrix} \right\|_{\mathbb{R} L_2}^2 + \int_0^T \left\langle \begin{bmatrix} z_\Delta(t) \\ w_\Delta(t) \end{bmatrix}, \mathcal{V}_\mu \begin{bmatrix} z_\Delta(t) \\ w_\Delta(t) \end{bmatrix} \right\rangle_{\mathbb{R} L_2} \\ & + \left\langle \begin{bmatrix} z(t) \\ w(t) \end{bmatrix}, \hat{\mathcal{V}} \begin{bmatrix} z(t) \\ w(t) \end{bmatrix} \right\rangle_{\mathbb{R} L_2} dt \leq -V(\mathbf{x}_f(T)) + V(\mathbf{x}_f(0)) \end{aligned}$$

We conclude that,

$$\begin{aligned} & \left\langle p_T \hat{G} \begin{bmatrix} w_\Delta \\ w \end{bmatrix}, p_T \begin{bmatrix} \mathcal{M}_{V_\mu} & 0 \\ 0 & \mathcal{M}_{\hat{V}} \end{bmatrix} \hat{G} \begin{bmatrix} w_\Delta \\ w \end{bmatrix} \right\rangle_{\mathbf{L}_{[a,b]}} \\ & \leq -\epsilon \|p_T \begin{bmatrix} w_\Delta \\ w \end{bmatrix}\|_{\mathbf{L}_{[a,b]}}^2, \end{aligned}$$

where $\hat{G} := \begin{bmatrix} G_\Delta & G_{\Delta w} \\ -\frac{I}{G_{z\Delta}} & -\frac{I}{G_{zw}} \\ 0 & I \end{bmatrix}$. Then by Theorem 1 we find that robust performance and stability are guaranteed. ■

This general LPI can be applied to solve a variety of robust control problems, including robust observer and controller design, with only minor modifications.

Corollary 1 (Robust Luenberger Observer Gain Synthesis). Let G be parametrized by PI operators $\{\mathcal{T}, (\mathcal{A} + \mathcal{L}\mathcal{C}_y), (\mathcal{B}_\Delta + \mathcal{L}\mathcal{D}_{y\Delta}), (\mathcal{B}_w + \mathcal{L}\mathcal{D}_{yw}), \mathcal{C}_\Delta, \mathcal{D}_\Delta, \mathcal{D}_{\Delta w}, \mathcal{C}_z, \mathcal{D}_{z\Delta}, \mathcal{D}_{zw}\}$. Let $\Delta_\mu \in \frac{1}{\gamma_V} \Delta_\mu$, and there exists a multiplier \mathcal{M}_{V_μ} parameterized according to (5), such that

- The interconnection $[G, \Delta_\mu]$ is well-posed for all $\Delta_\mu \in \frac{1}{\gamma_V} \Delta_\mu$
- The IQC in Definition 7 is satisfied for all $\Delta_\mu \in \frac{1}{\gamma_V} \Delta_\mu$.

Then the interconnection $[G, \Delta_\mu]$ is **robustly stable**, with $\mathbf{e}_f(0) = 0$, and **robust performance** is achieved if there exists some, $Z_1 \in \mathbb{R}^{n_x \times n_y}$, $Z_2 : [a, b] \rightarrow \mathbb{R}^{n_p \times n_y}$, $\mathcal{M}_{\hat{V}}$, with $\hat{V}_{11} \succeq 0$, some $\mathcal{R}, \mathcal{Q} \in \Pi_4$ with $\mathcal{R} = \mathcal{R}^* \succeq 0$, \mathcal{Q} is invertible, such that,

- $\mathcal{Z} := \Pi \begin{bmatrix} Z_1 & \emptyset \\ Z_2 & \{\emptyset\} \end{bmatrix}$,
- $\mathcal{T}^* \mathcal{Q} = \mathcal{Q}^* \mathcal{T} = \mathcal{R}$,
- $\mathcal{L} = (\mathcal{Q}^*)^{-1} \mathcal{Z}$,
- and

$$\begin{aligned} & \begin{bmatrix} (\mathcal{A}^* \mathcal{Q} + \mathcal{C}_y^* \mathcal{Z}^*) + (\cdot)^* & (\cdot)^* & (\cdot)^* \\ \mathcal{B}_\Delta^* \mathcal{Q} + \mathcal{D}_{y\Delta}^* \mathcal{Z}^* & \epsilon I & 0 \\ \mathcal{B}_w^* \mathcal{Q} + \mathcal{D}_{yw}^* \mathcal{Z}^* & 0 & \epsilon I \end{bmatrix} \\ & + \begin{bmatrix} \mathcal{C}_\Delta^* & 0 \\ \mathcal{D}_\Delta^* & I \\ \mathcal{D}_{\Delta w}^* & 0 \end{bmatrix} \mathcal{V}_\mu \begin{bmatrix} \mathcal{C}_\Delta & \mathcal{D}_\Delta & \mathcal{D}_{\Delta w} \\ 0 & I & 0 \end{bmatrix} \\ & + \begin{bmatrix} \mathcal{C}_z^* & 0 \\ \mathcal{D}_{z\Delta}^* & 0 \\ \mathcal{D}_{zw}^* & I \end{bmatrix} \hat{\mathcal{V}} \begin{bmatrix} \mathcal{C}_z & \mathcal{D}_{z\Delta} & \mathcal{D}_{zw} \\ 0 & 0 & I \end{bmatrix} \preceq 0. \end{aligned}$$

Here, \mathcal{V}_μ is built by diagonally stacking the appropriate multipliers from (6)–(8), depending on whether Δ_μ in (5) is static real, time-varying real, or a PI operator.

Proof. After substituting $\mathcal{Z} = \mathcal{Q}^*\mathcal{L}$ in the LPI above, the proof is identical to the one from Theorem 2. ■

V. NUMERICAL EXAMPLES

In this section, we present numerical examples that demonstrate the trade-off between robust stability and performance. All examples follow a consistent methodology: we first express the system dynamics in *Linear Fractional Representation (LFR)* form using appropriate perturbation signals, then convert to a PIE representation using PIETOOLS [9], and finally analyze the robust stability and performance by solving the LPIs. Throughout our experiments, we employ the 'light' settings of PIETOOLS where the numerical tolerance is chosen as $\epsilon = 10^{-9}$.

A. Stability of the Diffusion-Reaction Equation

Consider the heat equation with parametric uncertainty in the diffusion and reaction terms, for $s \in [0, L]$ and $t \geq 0$:

$$\begin{aligned} T_t(s, t) &= d(\delta_1)T_{ss}(s, t) + \lambda(\delta_2)T(s, t), \\ T(0, t) &= 0, \quad T_s(L, t) = 0, \end{aligned} \quad (11)$$

where $d(\delta_1) = \hat{d} + \tilde{d}\delta_1$ and $\lambda(\delta_2) = \hat{\lambda} + \tilde{\lambda}\delta_2$, with $\delta_1, \delta_2 \in [-1, 1]$ and $\hat{d}, \tilde{d} > 0$. The uncertainty is thus modeled as $(\Delta z_\Delta)(t) = \begin{bmatrix} \delta_1 & 0 \\ 0 & \delta_2 \end{bmatrix} \begin{bmatrix} z_{\Delta,1} \\ z_{\Delta,2} \end{bmatrix}(t)$. To express this system in the form of a Linear Fractional Representation (LFR), define the perturbation signals:

$$w_{\Delta,i}(s, t) = \delta_i z_{\Delta,i}(s, t) \quad \text{for } i = 1, 2.$$

The system dynamics become:

$$\begin{aligned} T_t(s, t) &= \hat{d}T_{ss}(s, t) + \hat{\lambda}T(s, t) + \tilde{d}w_{\Delta,1}(s, t) + \tilde{\lambda}w_{\Delta,2}(s, t), \\ z_{\Delta,1}(s, t) &= T_{ss}(s, t), \quad z_{\Delta,2}(s, t) = T(s, t). \end{aligned}$$

Applying the method of separation of variables to (11) yields the stability condition:

$$\lambda(\delta_2) < d(\delta_1)c, \quad \text{where } c = \left(\frac{\pi}{2L}\right)^2.$$

The stability condition becomes:

$$\hat{\lambda} + \frac{\tilde{\lambda}}{\gamma_V} \delta_2 < \left(\hat{d} + \frac{\tilde{d}}{\gamma_V} \delta_1 \right) c.$$

The worst-case scenario occurs when the uncertainties are maximized on the left-hand side and minimized on the right-hand side, i.e., when $\delta_1 = -1$ and $\delta_2 = 1$. This leads to the following analytical bound for the maximum allowable uncertainty:

$$\gamma_V^* = \frac{\tilde{d}c + \tilde{\lambda}}{\hat{d}c - \hat{\lambda}}.$$

Table I summarizes the stability margins from different methods. The analytical value γ_V^* serves as the baseline. The unstructured approach yields the conservative bound $\bar{\gamma}$ by ignoring uncertainty structure, while the bisection method provides the least conservative result $\hat{\gamma}$ by minimizing γ_V via LPI-based search.

TABLE I
STABILITY MARGIN COMPARISON FOR EXAMPLE A

Sample	Analytical	Unstructured	Bisection
	γ_V^*	$\bar{\gamma}$	$\hat{\gamma}$
#1	5.2800	5.4229	5.2711
#2	∞	Not feasible	Not feasible
#3	0.1642	0.1808	0.1636
#4	121.7375	134.3609	121.6659

B. Delay Differential Equation

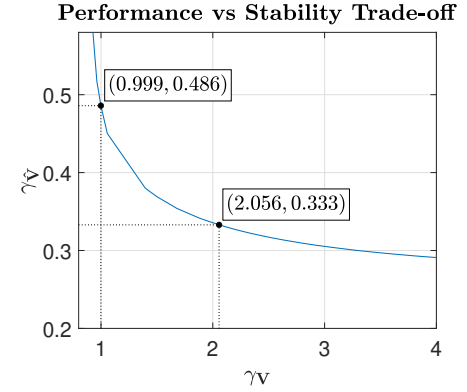


Fig. 3. Stability-performance trade-off curve showing the relationship between robustness (γ_V) and performance ($\gamma_{\bar{V}}$). The curve exhibits asymptotic behavior where performance improvements become minimal despite significant stability compromises.

In this example, consider the Delay Differential Equation (DDE) [4]:

$$\ddot{y}(t) = 0.1\dot{y}(t) - 2y(t) - y(t - \tau), \quad \tau > 0.$$

Using the delay state $\phi(t, s) = x(t - \tau s)$, $s \in [0, 1]$ and ODE state $x = [x_1 \ x_2]^\top = [y \ \dot{y}]^\top$, the DDE dynamics can be converted to ODE–PDE dynamics [7], then the equations for analysis become:

$$\begin{aligned} \dot{x}(t) &= \begin{bmatrix} x_2(t) \\ 0.1x_2(t) - 2x_1(t) - \phi(t, 1) + 0.1w(t) \end{bmatrix}, \\ \dot{\phi}(t, s) &= -\frac{1}{\tau_0}\phi_s(t, s) + w_\Delta(t, s), \\ \phi(t, 0) &= x_1(t), \quad z_\Delta(t, s) = \phi_s(t, s), \quad z(t) = \int_0^1 \phi(t, \theta) d\theta. \end{aligned}$$

By defining $w_\Delta(t, s) = \delta z_\Delta(t, s)$ with $\delta \in [-1, 1]$. We then create a grid of γ_V values and calculate the corresponding $\gamma_{\bar{V}}$ to indicate a trade-off between performance and stability. This curve is shown in Figure 3.

C. Diffusion-Reaction Robust Observer Synthesis

Consider the heat equation with parametric uncertainty as in (11):

$$d(\delta_1) = \hat{d} + \tilde{d}\delta_1, \quad \lambda(\delta_2) = \hat{\lambda} + \tilde{\lambda}\delta_2,$$

with $\delta_1, \delta_2 \in [-1, 1]$, $\hat{d} = \tilde{d} = 1$, and $\hat{\lambda} = 4, \tilde{\lambda} = 1$. Define the perturbation signals

$$w_{\Delta,i}(s, t) = \delta_i z_{\Delta,i}(s, t), \quad i = 1, 2.$$

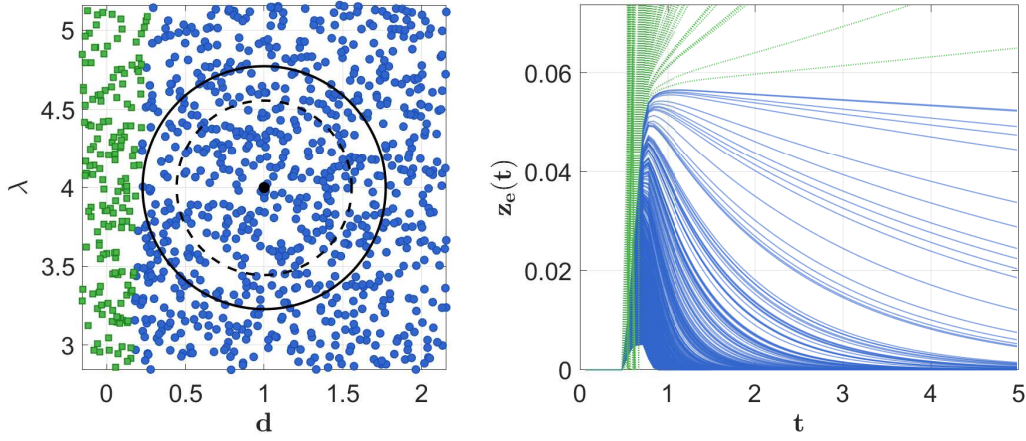


Fig. 4. Robust synthesis comparison: (Left) Parameter space with stable (blue) and unstable (green) variables, showing admissible uncertainty sets for structured (solid) and unstructured (dashed) synthesis. (Right) Trajectories simulated using structured-synthesis observer gain, maintaining consistent color coding. At $0.5 \leq t \leq 0.75$ a step disturbance was applied to the system.

The dynamics then become

$$\begin{aligned} T_t(s, t) &= \hat{d}T_{ss}(s, t) + \hat{\lambda}T(s, t) + \tilde{d}w_{\Delta,1}(s, t) + \tilde{\lambda}w_{\Delta,2}(s, t), \\ z_{\Delta,1}(s, t) &= T_{ss}(s, t), z_{\Delta,2}(s, t) = T(s, t), z_e(t) = \int_0^1 T(s, t)ds, \\ y(t) &= T(1, t), \quad T(0, t) = 0, \quad T_s(1, t) = 0, \end{aligned}$$

where $y(t)$ is the measured output and $z(t)$ is the regulated output. Then by solving for γ_V , we find $\gamma_V \in \{\text{unstructured}, \text{structured}\} = \{1.8002, 1.2957\}$.

Monte Carlo Validation. Structured and unstructured observer gains were evaluated using 1000 Monte Carlo samples. Figure 4 shows the structured-case error trajectories with both uncertainty sets. Under the chosen disturbance, all trajectories satisfying $\|\Delta_\mu\| \leq 1/\gamma_V$ converge. The structured bound is the least conservative, lying close to the edge of the diverging samples.

VI. CONCLUSION

We have presented an integral quadratic constraint framework for robust stability and performance analysis of infinite-dimensional systems described by Partial Integral Equations. By extending the finite-dimensional IQC methodology to the PIE setting, this work provides systematic tools for analyzing spatially distributed systems subject to structured uncertainties. The proposed framework enables unified treatment of uncertain infinite-dimensional systems, robust stability and performance theorems based on Linear PI Inequalities that can be efficiently solved using PIETOOLS. The computation of structured singular value bounds for quantitative robustness analysis for the first time enables the establishment of μ -theory for infinite dimensional systems.

Future research directions include developing specialized multiplier classes for dynamic uncertainties, which can be used for boundary control problems with encoded performance requirements using weighting filters. Furthermore, extensions towards linear parameter varying control while preserving robustness guaranties is a topic of future research.

REFERENCES

- [1] A. Das, S. Shivakumar, M. Peet, and S. Weiland. Robust Analysis of Uncertain ODE-PDE Systems Using PI Multipliers, PIEs and LPIs. In *2020 59th IEEE Conference on Decision and Control (CDC)*, pages 634–639, 2020.
- [2] C. Desoer and M. Vidyasagar. *Feedback Systems: Input–Output Properties*. Academic Press, New York, 1975.
- [3] M. K. H. Fan, A. L. Tits, and J. C. Doyle. Robustness in the presence of mixed parametric uncertainties and unmodeled dynamics. *IEEE Transactions on Automatic Control*, 36(1):25–38, 1991.
- [4] K. Gu, V. Kharitonov, and J. Chen. *Stability of Time-Delay Systems*. Control Engineering. Birkhäuser Boston, MA, 1 edition, 2003. See pages 192–193.
- [5] A. Megretski and A. Rantzer. System analysis via integral quadratic constraints. *IEEE Transactions on Automatic Control*, 42(6):819–830, 1997.
- [6] A. Packard and J. Doyle. The complex structured singular value. *Automatica*, 29(1):71–109, 1993.
- [7] M. Peet. Representation of Networks and Systems with Delay DDEs, DDFs, ODE-PDEs and PIEs, 2020.
- [8] M. G. Safonov and M. Athans. A multiloop generalization of the circle criterion for stability margin analysis. *IEEE Transactions on Automatic Control*, 26(2):415–422, 1981.
- [9] S. Shivakumar, A. Das, and M. Peet. PIETOOLS: A Matlab Toolbox for Manipulation and Optimization of Partial Integral Operators. In *2020 American Control Conference (ACC)*, pages 2667–2672, 2020.
- [10] S. Shivakumar, A. Das, S. Weiland, and M. Peet. Extension of the partial integral equation representation to gpde input–output systems. *IEEE Transactions on Automatic Control*, 70(5):3240–3255, 2025.
- [11] A. Talitckii, M. Peet, and P. Seiler. Integral Quadratic Constraints with Infinite-Dimensional Channels. In *2023 American Control Conference (ACC)*, pages 1576–1583, 2023.
- [12] J. Veenman, C. Scherer, and H. Köroğlu. Robust stability and performance analysis based on integral quadratic constraints. *European Journal of Control*, 31:1–32, 2016.
- [13] J. Willems. Dissipative dynamical systems—Part I: general theory. *Archive for Rational Mechanics and Analysis*, 45(5):321–350, 1972.
- [14] J. Willems. Dissipative dynamical systems—Part II: linear systems with quadratic supply rates. *Archive for Rational Mechanics and Analysis*, 45(5):352–392, 1972.
- [15] G. Zames. On the input–output stability of time-varying nonlinear feedback systems—Part II: conditions involving circles in the frequency plane and sector nonlinearities. *IEEE Transactions on Automatic Control*, 11(3):465–476, 1966.