

Lightweight Foundation Model for Wireless Time Series Downstream Tasks on Edge Devices

^{1st} Mohammad Cheraghinia

IDLab, Ghent University - imec

Ghent 9052, Belgium

mohammad.cheraghinia@ugent.be

^{2nd} Eli De Poorter

IDLab, Ghent University - imec

Ghent 9052, Belgium

eli.depoorter@ugent.be

^{3rd} Jaron Fontaine

IDLab, Ghent University - imec

Ghent 9052, Belgium

jaron.fontaine@ugent.be

^{4th} Kwang Soon Kim

Scho. of Electrical and Electronic Eng.

Yonsei University

Seoul 03722, South Korea

ks.kim@yonsei.ac.kr

^{5th} Merouane Debbah

Center for 6G Technology

Khalifa University of Science and Technology

Abu Dhabi, United Arab Emirates

merouane.debbah@ku.ac.ae

^{6th} Adnan Shahid

IDLab, Ghent University - imec

Ghent 9052, Belgium

adnan.shahid@ugent.be

Abstract—While machine learning is widely used to optimize wireless networks, training a separate model for each task in communication and localization is becoming increasingly unsustainable due to the significant costs associated with training and deployment. Foundation models offer a more scalable alternative by enabling a single model to be adapted across multiple tasks through fine-tuning with limited samples. However, current foundation models mostly rely on large-scale Transformer architectures, resulting in computationally intensive models unsuitable for deployment on typical edge devices. This paper presents a lightweight foundation model based on simple Multi-Layer-Perceptron (MLP) encoders that independently process input patches. Our model supports 4 types of downstream tasks (long-range technology recognition, short-range technology recognition, modulation recognition and line-of-sight-detection) from multiple input types (IQ and CIR) and different sampling rates. We show that, unlike Transformers, which can exhibit performance drops as downstream tasks are added, our MLP model maintains robust generalization performance, achieving over 97% accurate fine-tuning results for previously unseen data classes. These results are achieved despite having only 21K trainable parameters, allowing an inference time of 0.33 ms on common edge devices, making the model suitable for constrained real-time deployments.

Index Terms—Foundation Model, Wireless Technology Recognition, Neural Networks, Patching, Edge Computing

I. INTRODUCTION

The field of wireless communications is currently struggling with an unsustainable paradigm: the necessity of developing, training, and deploying distinct, specialized models for every individual application. This task-specific approach incurs large costs in terms of data acquisition, data labeling, computational resources, and model creation time, creating a major bottleneck for innovation. Foundation models have emerged as a

promising, “greener” alternative, offering a unified approach where a single, large-scale model is pre-trained on extensive unlabeled data and subsequently fine-tuned to excel at a wide array of downstream tasks. This approach simplifies deployment and allows the trained foundation model to be shared publicly, broadening access to advanced AI capabilities [1].

However, the dominant trend in foundation models has shifted toward large-scale, multi-million-parameter Transformer-based architectures [2]. While powerful, their immense size and computational demands make them impractical for a critical and rapidly expanding domain: edge computing. Real-world wireless applications, such as real-time spectrum analysis, dynamic network management, and on-device localization, require real-time intelligence directly at the data source [3]. Deploying large Transformer models on these resource-constrained edge devices is often infeasible due to limitations in memory, processing power, and energy consumption. This creates a clear and pressing need for a new class of foundation models: ones that are not only powerful and adaptable but also exceptionally lightweight and efficient.

This paper directly addresses this challenge by questioning the “bigger is better” assumption. We introduce a lightweight foundation model that is specifically designed for the demands of edge environments. Our primary contributions are as follows:

- We propose a lightweight foundation model built upon a simple MLP encoder that utilizes a Patch Independent (PI) pre-training strategy. This approach drastically reduces model complexity compared to conventional Patch Dependent (PD) Transformer models, resulting in a model with only $\approx 21K$ parameters.
- We demonstrate through comprehensive experiments that our compact model can be effectively fine-tuned to recognize new, previously unseen wireless technologies. Compared to Transformer models, our lightweight model achieves competitive or superior accuracy across four

This work was partly funded by the SNS JU European Union’s Horizon Europe research and innovation program under Grant Agreement No 101139194 (6GXCEL), the Horizon Europe program under the MCSA Staff Exchanges Grant Agreement 101086218 (EVOLVE), the Fund for Scientific Research Flanders (FWO-Vlaanderen) under SB-PhD Fellowship with grant number 1S52025N and FWO research project PESSO with grant number G018522N.

diverse downstream tasks: short-range technology recognition, long-range technology recognition, line-of-sight detection, and modulation recognition.

- We validate our model’s computational efficiency by demonstrating significantly reduced pre-training and inference times compared to its counterparts, highlighting its ability to achieve very low inference times on an NVIDIA Jetson Xavier NX edge device.

The remainder of this paper is structured as follows. Section II reviews related works in the domain of wireless foundation models. Section III describes our system model, datasets, and pre-training strategy. Section IV provides a detailed breakdown of our proposed methodology and lightweight architecture. Section V presents the experimental results, including performance benchmarks and complexity analysis. Finally, Section VI concludes the paper and outlines directions for future work.

II. RELATED WORKS

This section discusses recent works that proposed foundation models using wireless data modalities as input, primarily focusing on raw In-phase and Quadrature (IQ) samples or higher-level representations like Channel State Information (CSI) and spectrogram inputs.

SpectrumFM [4] introduces a large-scale model with approximately 30.7 million parameters, designed to address four downstream tasks: modulation classification, wireless technology classification, spectrum sensing, and anomaly detection. Similarly, IQFM [5] presents a more lightweight CNN-based model with about 341K parameters for a comparable set of four tasks. While both demonstrate the potential of foundation models for multi-task learning, they are pre-trained on datasets that include all target classes and tasks, without evaluating how well the proposed model generalizes to previously unseen scenarios. In contrast, the work in [6] proposes a Transformer-based model with $\approx 700K$ parameters that is evaluated handling unseen classes. These IQ-based models highlight a trade-off between model size, the number of supported tasks, and the ability to generalize to new classes.

Beyond using raw IQ data as input, other works have explored foundation models using different input representations. For example, WiFo [7] and LWLM [8] utilize inputs like CSI and Channel Frequency Response (CFR), respectively. These approaches treat channel data as images, applying vision-based techniques such as Vision Transformers (ViT) for tasks like channel prediction and localization. However, this strategy presents two drawbacks for edge deployment. Firstly, it imposes considerable pre-processing. Extracting CSI/CFR from raw radio signals increases both power consumption and latency, directly conflicting with the operational constraints of edge devices, such as limited memory, compute resources, and battery life. Secondly, it creates a dependency on specific hardware and communication standards that can provide such structured data, limiting the model’s generalizability. Our work deliberately avoids this by operating on lower-level data representations (IQ samples and Channel Impulse Response

(CIR)), thereby creating a more lightweight, versatile, and efficient model better suited for the demands of edge computing.

Paper	Unseen Class	Downstream tasks	Number of parameters	Input
WiFo [7]	✓	2	21.6M	CSI
LWLM [8]	-	4	5.27M	CFR
SpectrumFM [4]	-	4	$\approx 30.7M$	IQ samples
IQFM [5]	-	4	$\approx 341K$	IQ samples
Our previous work [6]	✓	2	$\approx 700K$	IQ samples
Our work	✓	4	$\approx 21K$	IQ samples or CIR

TABLE I: Overview of related works on wireless foundation models.

As summarized in Table I, our work distinguishes itself by proposing an exceptionally lightweight model with only $\approx 21K$ parameters, making it particularly well-suited for deployment on resource-constrained edge devices. Despite its small footprint, our model supports four downstream tasks and is designed and evaluated for its ability to generalize to unseen classes. Furthermore, it is unique in that it can process both IQ samples and CIR data, making it applicable to a broader range of wireless technologies than prior work.

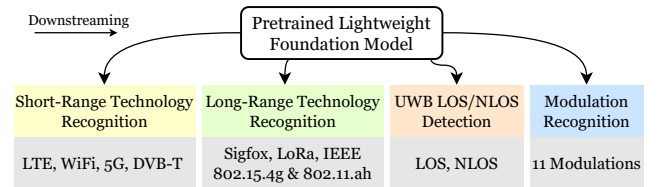


Fig. 1: Our pre-trained lightweight foundation model is downstreamed for four distinct downstream tasks in wireless communication.

III. SYSTEM MODEL

A. System Description

Our proposed system consists of a foundation model first **pre-trained** on a comprehensive, unlabeled dataset of long-range (e.g., Sigfox, LoRa) and short-range (e.g., WiFi, 5G) radio signals, Ultra-Wideband (UWB) Line-of-Sight (LOS)/Non-Line-of-Sight (NLOS), and modulation recognition as depicted in Fig 1. This pre-training utilizes self-supervised learning to build generalizable representations of wireless signals. To evaluate generalization capacity, we consider three scenarios in pre-training: (i) all classes included, (ii) Zigbee excluded, and (iii) LTE excluded.

Following pre-training, the model is **fine-tuned** using a small, labeled dataset that includes these previously unseen technologies alongside the other classes. This allows the model to extend its recognition capabilities to new wireless standards with minimal additional data, a crucial feature for real-world applications where obtaining large labeled datasets is often impractical and costly.

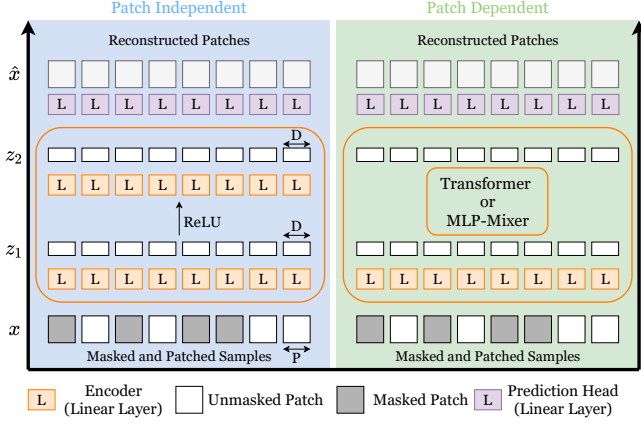


Fig. 2: Two model designs for reconstructing masked patches. The left architecture learns each patch independently, while the right architecture allows information sharing among patches.

1) *Pre-training Phase:* We investigate a self-supervised pre-training strategy to learn initial model parameters (θ).

Using an unlabeled dataset $\mathcal{D}_{\text{pre-training}} = \{X^{(u)}\}_{u=1}^U$, where each sample is indexed by u , we employ a patch-level masking strategy for improving generalization, data efficiency, and computational efficiency. A portion of each time-series signal $X^{(u)}$ is masked as an input to the model. The model is then trained to reconstruct the original signal from the masked input. In addition to reconstruction, we apply a contrastive loss to enhance representation learning by bringing similar samples closer together in the embedding space and pushing dissimilar ones apart. This encourages the model to learn meaningful temporal features without relying on labels.

2) *Fine-tuning Phase:* During fine-tuning, we adapt the pre-trained model to specific downstream classification tasks while ensuring that it can generalize even if some classes were not seen during pre-training. The fine-tuning dataset, $\mathcal{D}_{\text{fine-tuning}}$, is significantly smaller than the pre-training set and includes samples from both the original classes in the pre-training dataset and new, unseen classes like Zigbee or LTE. The datasets are mutually exclusive ($\mathcal{D}_{\text{pre-training}} \cap \mathcal{D}_{\text{fine-tuning}} = \emptyset$) to ensure a fair evaluation of generalization. This approach allows the model to efficiently adapt to new tasks while retaining its foundational understanding of wireless signals, balancing knowledge and flexibility.

B. Dataset Description

Our study utilizes a set of publicly available datasets to evaluate performance across various wireless signal recognition tasks (short-range and long-range technologies), UWB channel impulse responses, and common modulation schemes. For short-range analysis, two datasets were used. The first [9] contains LTE, Wi-Fi, and DVB-T signals captured in Ghent, Belgium, using an Anritsu MS 2690A signal analyzer at a 10 MHz sampling rate across multiple bands (806 MHz for LTE, 2412/5540 MHz for Wi-Fi, and 482 MHz for DVB-T).

The second short-range dataset [10] provides Wi-Fi (IEEE 802.11ax), LTE, and 5G-NR signals captured with a USRP B210 SDR at a 20 MHz sampling rate, with center frequencies of 5.825 GHz, 1.8425 GHz, and 628 MHz, respectively. For long-range technologies, we used the dataset from [11], which focuses on sub-GHz signals, including Sigfox, LoRa, IEEE 802.15.4g, and IEEE 802.11ah, captured using RTL-SDR dongles at a 1 MHz sampling rate. To evaluate LOS and NLOS detection, we utilized the UWB CIR dataset from [12], which contains approximately 80,000 UWB ranging measurements labeled as LOS or NLOS from industrial, office, and lab environments. Finally, for modulation classification, we used the RADIOML2016.10A dataset [13], which comprises 11 common analog and digital modulation schemes (e.g., BPSK, QPSK, 16QAM, WB-FM) sampled at approximately 1 MSample/sec and segmented into 128 μ s intervals.

IV. METHODOLOGY

This section details the proposed method. The primary objective is to learn an embedding function f_θ for a **patch** $x_p^{(i,c,n,u)}$ into a representation $z^{(i,c,n,u)}$, where i, c, n, u represent the indices for the time, channel (I or Q), patch, and data sample respectively. The input patch $x_p^{(i,c,n,u)} \in \mathbb{R}^P$ has dimension P , and the output embedding $z^{(i,c,n,u)} \in \mathbb{R}^D$ has dimension D . The model employs channel independence [14], where a single model's weights are shared across all channels, and PI [15], where weights are also shared across all patches, making the embedding function f_θ independent of channel and patch indices, as the comparison is depicted in Fig. 2.

A. Pre-training Strategy

Instead of the conventional masked modeling approach, which predicts masked patches from unmasked ones (a PD task), we use a PI task. This task involves autoencoding each patch individually, without reference to other patches. The reconstruction is performed patch-wise using a shared fully connected layer: $\hat{x}_p^{(i,c,n,u)} = W z^{(i,c,n,u)}$, where $W \in \mathbb{R}^{P \times D}$.

B. Encoder Architecture

To align with the PI principle, we use a simple MLP architecture as the encoder. We use a lightweight MLP encoder with shared weights across all channels and patches, ensuring parameter efficiency and patch-level invariance during pre-training. This contrasts with Transformer-based models that are designed to capture dependencies between patches. The proposed MLP consists of two layers with a ReLU activation function, as depicted in Fig. 2.

C. Objective

To enhance the representations, we use a complementary Contrastive Learning (CL) mechanism. This is achieved by creating two augmented views of the input x using a complementary mask m array. To generate the two views, we apply a complementary mask with a ratio of 50%. The two views are $m \odot x$ and $(1 - m) \odot x$ as depicted in Fig. 3. The CL is applied hierarchically [16] by max-pooling patch

representations along the temporal axis, enabling the model to capture information at different granularities.

The CL loss is computed on the representations from the first MLP layer, z_1 , and the reconstruction is performed on the representations from the second layer, z_2 , followed by a projection head.

The **reconstruction loss** is the mean squared error between the original patches and the reconstructed ones:

$$\mathcal{L}_{\text{Recon}} = \sum_{i=1}^B \sum_{c=1}^C \sum_{n=1}^N \left\| x_p^{(i,c,n,u)} - \hat{x}_p^{(i,c,n,u)} \right\|_2^2, \quad (1)$$

where B is the number of time samples, C is the number of channels, and N is the number of patches per channel.

The **contrastive loss** uses a softmax formulation over the dot product similarity of patch embeddings. For a pair of views of a patch embedding, $z_1^{(i,c,n,u)}$ and $z_1^{(i,c,n+N,u)}$, the softmax probability is:

$$p(i, c, (n, n'), u) = \frac{\exp(z_1^{(i,c,n,u)} \circ z_1^{(i,c,n',u)})}{\sum_{s=1, s \neq n}^{2N} \exp(z_1^{(i,c,n,u)} \circ z_1^{(i,c,s,u)})} \quad (2)$$

The total contrastive loss is the negative log-likelihood over positive pairs:

$$\mathcal{L}_{\text{CL}} = \frac{1}{2BCN} \sum_{i=1}^B \sum_{c=1}^C \sum_{n=1}^{2N} -\log p(i, c, (n, n+N), u) \quad (3)$$

Positive pairs refer to the representations of the same patch under two different masking views. Specifically, $z_1^{(i,c,n,u)}$ and $z_1^{(i,c,n+N,u)}$ are embedding vectors generated from the same original patch, where different portions of the input have been masked. These complementary masked views share the same semantic information but differ in appearance.

The **final loss** is the sum of two losses:

$$\mathcal{L} = \mathcal{L}_{\text{Recon}} + \mathcal{L}_{\text{CL}} \quad (4)$$

To handle distribution shifts between training and testing data, instance normalization is applied to each sample before processing.

D. Implementation

For the self-supervised pre-training, we use a large unlabeled dataset, to learn time series representations. We train the model for 100 epochs. The pre-training phase involves reconstructing individual patches. Key hyperparameters during this phase are the hidden dimension of the MLP encoder of 64, the patch size of 128, the stride of 32, and the input size of 4096. The inputs smaller than 4096 are UWB and modulation. UWB CIR samples are zero-padded on the right side, and modulation samples are upsampled to fit in 4096 meaningful samples. We use NVIDIA A40 GPU with 44 GB RAM [17].

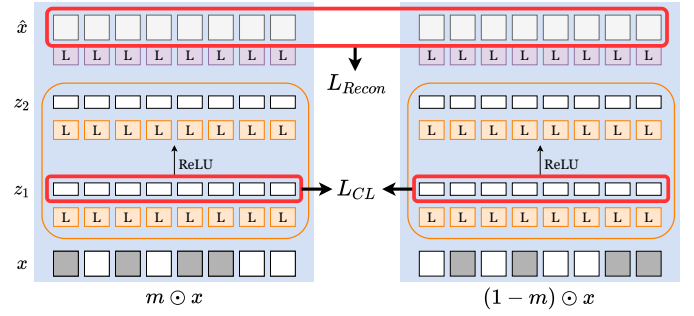


Fig. 3: Illustration of contrastive learning with masked views. Two complementary masked inputs are encoded, compared via \mathcal{L}_{CL} , and decoded with $\mathcal{L}_{\text{Recon}}$.

For fine-tuning, we adapt the pre-trained model for specific classification downstream tasks of long-range and short-range technology recognition, UWB LOS/NLOS, and modulation recognition. This process involves attaching a classification head—comprising max pooling, dropout, and linear layers—to the pre-trained model. The fine-tuning strategy consists of two stages: first, Linear Probing (LP), where only the new classification head is trained for 10 epochs, followed by end-to-end fine-tuning, where the entire network is trained. This approach allows the model to effectively transfer the general representations learned during pre-training to the specific nuances of the labeled downstream task. The fine-tuning is conducted for 200 epochs.

The learning rate range test from [18] is employed to select optimal learning rates. A higher rate of 0.001 is used during pre-training to quickly learn general features. For fine-tuning, smaller task-specific learning rates are applied: 0.0007 for short-range, 0.0006 for long-range and modulation, and 9.77e-5 for UWB, reflecting differences in task complexity. These tailored values help preserve pre-trained representations while adapting to each downstream task.

V. RESULTS

A. Performance Analysis

This section presents the performance evaluation of the proposed PI MLP model, with a focus on its fine-tuning capabilities across various downstream tasks and its robustness when encountering previously unseen data classes. The results are benchmarked against SpectrumFM [4], IQFM [5], and a PD Transformer model [6].

Models	Long-range	Short-range	UWB	Modulation
Fontaine et al. [11]	100%	-	-	-
Fontaine et al. [12]	-	-	$\leq 81.5\%$	-
SpectrumFM [4]	-	$\approx 82.5\%$	-	$\approx 92\%$
IQFM [5]	-	-	-	$\approx 99\%$
PD Transformer [6]	99.53%	86.03%	97.32%	52.1%
PI MLP	100%	97.25%	97.37%	63.25%

TABLE II: Fine-tuning results for downstream tasks and comparison to other approaches. Although our model has fewer parameters, it outperforms prior models.

Table II presents the fine-tuning performance of our proposed PI MLP model across four distinct downstream tasks, alongside results from other relevant models in the literature. The PI MLP consistently achieves superior or competitive accuracy in all tasks compared to the PD Transformer. Notably, the PI MLP attains perfect accuracy (100%) in long-range technology recognition, surpassing the PD Transformer’s 99.53% and matching the task-specific model from [11], which focuses solely on this task.

For short-range recognition, the PI MLP demonstrates a significant improvement with 97.25% accuracy, outperforming both the PD Transformer (86.03%) and the approximate 82.5% reported by SpectrumFM [4]. For UWB LOS/NLOS detection, the PI MLP achieves 97.37% accuracy, slightly exceeding the PD Transformer’s 97.32% and outperforming the non-foundation model in [12], which reports up to 81.5%.

Regarding the more challenging modulation recognition task —involving 11 classes— the PI MLP attains 63.25% accuracy, improving upon the PD Transformer’s 52.1%. However, it still falls short of the higher accuracies reported by foundational models such as SpectrumFM ($\approx 92\%$) and IQFM ($\approx 99\%$) [4], [5]. A key limitation observed is the reduced performance of the PI MLP on tasks involving shorter data sequences, like modulation recognition. This suggests that current model designs struggle to fully capture the complexities of such variable-length sequences in wireless data, which are common in wireless data because signals are often recorded using different sampling rates. Similarly, larger foundation models such as SpectrumFM also face performance trade-offs, excelling in some tasks but underperforming in others, such as technology recognition, despite their scale. These observations highlight that merely increasing model size is not sufficient to address the challenges posed by diverse wireless datasets, emphasizing the need for more nuanced architectural or training strategies in future work, especially for data input sources with variable lengths due to different sampling rates, different start/stop differences, etc.

Models	LTE Excluded	Zigbee Excluded
	Short-range	Long-range
PD Transformer [6]	90.12%	99.99%
PI MLP	97.55%	100%

TABLE III: Accuracy of downstream tasks for classes that were unseen during pre-training.

To evaluate the model’s generalization capacity, we conducted experiments where specific wireless technologies were excluded from the pre-training dataset and introduced only during the fine-tuning phase. Table III presents these findings. When LTE was excluded, the PI MLP maintained a high accuracy of 97.55% on the short-range task, outperforming the PD Transformer, whose focus on learning dependencies between signal patches; these relational features can be less discriminative and fail to generalize to the unseen class that has different sampling rates. For example, the LTE class contains samples

from two datasets with different sampling rates, resulting in a drop in accuracy to 90.12%. Similarly, when Zigbee was the unseen class, the PI MLP achieved 100% accuracy for the long-range task, while the PD Transformer reached 99.99%, considering that Zigbee has a single sampling rate. These results underscore the PI MLP’s ability to generalize and adapt to new, previously unobserved classes, a critical feature for scalable and real-world deployable foundation models, by learning more robust and intrinsic patch features.

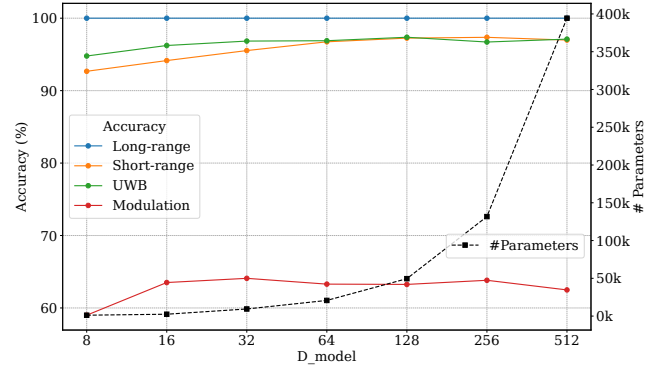


Fig. 4: Impact of the encoder hidden dimension (D_{model}) on the number of trainable parameters and fine-tuning accuracy for four downstream tasks.

Fig. 4 illustrates the impact of varying the encoder hidden dimension, D_{model} , on both model complexity (number of parameters) and fine-tuning accuracy across the four downstream tasks. For this analysis, the patch size and stride were held constant at 128 and 32, respectively. The black dashed line clearly shows that the number of trainable parameters grows substantially as the encoder dimension increases, rising from under 1K to nearly 400K. Despite the substantial increase in model complexity, the accuracy of downstream tasks remains largely unchanged when the dimension exceeds 64. Performance on long-range recognition is stable at 100%, while short-range and UWB detection accuracies also remain consistently high, fluctuating minimally around 97%. Similarly, the accuracy for modulation recognition, the most challenging task, hovers around 63-64% with no meaningful improvement resulting from a larger model dimension. This analysis shows that increasing model dimension does not cause significant performance gains. This is due to the choice of a lightweight MLP encoder. To achieve better performance, other lightweight encoders will be studied in the future.

Method	Long-range	Short-range	UWB	Modulation
LP	98.68%	59.7%	84.85%	48.41%
FN	100%	97.1%	96.95%	62.6%
LP-FN	100%	97.25%	97.37%	63.25%

TABLE IV: Impact of different fine-tuning strategies on downstream task accuracy

Table IV shows the comparison of three fine-tuning strategies — LP, FN, and LP-FN — across four downstream tasks.

The results demonstrate that fine-tuning improves accuracy over linear probing alone, especially in short-range, UWB, and modulation tasks. Moreover, combining LP and FN (LP-FN) produces the best performance, demonstrating the robustness benefits of integrating both approaches in fine-tuning [19].

B. Complexity Analysis

This section provides a complexity analysis of the proposed PI MLP model in comparison to the PD Transformer and other relevant foundation models, with key metrics such as pre-training time, number of parameters, and inference time as mentioned in Table V. The critical advantage of our approach is the exceptionally fewer number of parameters, which directly translates to computational efficiency.

As detailed in Table V, the PI MLP comprises only $\approx 21\text{K}$ parameters. This renders it significantly more compact than the PD Transformer ($\approx 700\text{K}$), IQFM ($\approx 341\text{K}$), and especially SpectrumFM ($\approx 30.7\text{M}$). The training time further underscores this efficiency, with the PI MLP requiring 2 minutes per epoch for pre-training, compared to 5 minutes for the PD Transformer. **Our model's lightweight architecture makes it the most suitable for deployment on resource-constrained edge devices**, enabling advanced downstream tasks without demanding extensive memory or processing power.

To further validate the inference, we measured the average inference time on an NVIDIA Jetson Xavier NX device. After a 10-step warm-up, we evaluated 5000 samples. The reported inference times reflect this setup. These measurements confirm that the PI MLP achieves significantly faster inference, making it well-suited for real-time applications on edge hardware.

Models	Pre-training time (per epoch)	# parameters	Inference time
SpectrumFM [4]	Not mentioned	$\sim 30.7\text{M}$	62.73 ms
IQFM [5]	Not mentioned	$\sim 341\text{K}$	1.22 ms
PD Transformer [6]	5 min	$\sim 700\text{K}$	0.847 ms
PI MLP	2 min	$\sim 21\text{K}$	0.33 ms

TABLE V: Model complexity comparison by pre-training time, trainable parameters, and inference time.

VI. CONCLUSION & FUTURE WORKS

This paper introduced a lightweight foundation model based on a PI MLP architecture for wireless time-series tasks on edge devices. Our results demonstrate that, despite its compact size (21K parameters), the model achieves competitive performance across four diverse downstream tasks, including generalization to previously unseen wireless technologies. Notably, the model achieves an average inference time of just 0.33 milliseconds on an NVIDIA Jetson Xavier NX, allowing real-time signal analysis. These findings challenge the reliance on large Transformer-based models and highlight the potential of simpler architectures for scalable, low-power deployment in real-world wireless systems.

Future work will focus on improving performance for tasks involving short-length sequences, such as modulation recognition, by supporting dynamic patch sizes. We also aim to

extend the model's applicability to broader wireless modalities and explore hybrid architectures, balancing explainability with efficiency and representational capacity to enhance trust.

REFERENCES

- [1] Zhe Chen, Jiannan Wu, Wenhai Wang, Weijie Su, Guo Chen, Sen Xing, Muyan Zhong, Qinglong Zhang, Xizhou Zhu, Lewei Lu, Bin Li, Ping Luo, Tong Lu, Yu Qiao, and Jifeng Dai. InternVL: Scaling up Vision Foundation Models and Aligning for Generic Visual-Linguistic Tasks. In *Proceedings of the IEEE/CVF Conference on Computer Vision and Pattern Recognition (CVPR)*, pages 24185–24198, June 2024.
- [2] Ashhadul Islam, Samir Brahim Belhaouari, and Amine Bermak. Pruning and Optimizing Large Language Models in an Era of GPU Scarcity. In *Artificial Intelligence and Applications*, pages 145–153, Cham, 2025. Springer Nature Switzerland.
- [3] Weisong Shi, Jie Cao, Quan Zhang, Youhui Li, and Lanyu Xu. Edge Computing: Vision and Challenges. *IEEE Internet of Things Journal*, 3(5):637–646, 2016.
- [4] Fuhui Zhou, Chunyu Liu, Hao Zhang, Wei Wu, Qihui Wu, Derrick Wing Kwan Ng, Tony Q. S. Quek, and Chan-Byoung Chae. SpectrumFM: A Foundation Model for Intelligent Spectrum Management, 2025.
- [5] Omar Mashaal and Hatem Abou-Zeid. IQFM A Wireless Foundational Model for I/Q Streams in AI-Native 6G, 2025.
- [6] Mohammad Cheraghinia, Eli De Poorter, Jaron Fontaine, Merouane Debbah, and Adnan Shahid. Foundation Model for Wireless Technology Recognition Using IQ Timeseries, 2025.
- [7] Boxun Liu, Shijian Gao, Xuanyu Liu, Xiang Cheng, and Liuqing Yang. WiFo: Wireless foundation model for channel prediction. *Science China Information Sciences*, 68(6):1–13, 2025.
- [8] Guangjin Pan, Kaixuan Huang, Hui Chen, Shunqing Zhang, Christian Häger, and Henk Wymeersch. Large Wireless Localization Model (LWLM): A Foundation Model for Positioning in 6G Networks, 2025.
- [9] Jaron Fontaine, Erika Fonseca, Adnan Shahid, Maicon Kist, Luiz A. DaSilva, Ingrid Moerman, and Eli De Poorter. Towards low-complexity wireless technology classification across multiple environments. *Ad Hoc Networks*, 91:101881, 2019.
- [10] Siddhartha Subray. Real-world Wireless Communication Dataset: IEEE 802.11ax, LTE, and 5G-NR Signals, 2023.
- [11] Jaron Fontaine, Adnan Shahid, Robbe Elsas, Amina Seferagic, Ingrid Moerman, and Eli De Poorter. Multi-band sub-GHz technology recognition on NVIDIA's Jetson Nano. In *2020 IEEE 92nd Vehicular Technology Conference (VTC2020-Fall)*, pages 1–7, 2020.
- [12] Jaron Fontaine, Fuhu Che, Adnan Shahid, Ben Van Herbruggen, Qasim Zeeshan Ahmed, Waqas Bin Abbas, and Eli De Poorter. Transfer Learning for UWB Error Correction and (N)LOS Classification in Multiple Environments. *IEEE Internet of Things Journal*, 11(3):4085–4101, 2024.
- [13] Timothy J O'Shea, Johnathan Corgan, and T Charles Clancy. Convolutional radio modulation recognition networks. In *Engineering Applications of Neural Networks: 17th International Conference, EANN 2016, Aberdeen, UK, September 2-5, 2016, Proceedings 17*, pages 213–226. Springer, 2016.
- [14] Lu Han, Han-Jia Ye, and De-Chuan Zhan. The Capacity and Robustness Trade-Off: Revisiting the Channel Independent Strategy for Multivariate Time Series Forecasting. *IEEE Transactions on Knowledge and Data Engineering*, 36(11):7129–7142, 2024.
- [15] Seunghan Lee, Taeyoung Park, and Kibok Lee. Learning to embed time series patches independently. In *12th International Conference on Learning Representations, ICLR*, 2024.
- [16] Zhihan Yue, Yujing Wang, Juanyong Duan, Tianmeng Yang, Congrui Huang, Yunhai Tong, and Bixiong Xu. TS2Vec: Towards Universal Representation of Time Series. *Proceedings of the AAAI Conference on Artificial Intelligence*, 36(8):8980–8987, Jun. 2022.
- [17] Idlab gpu lab. <https://idlab.ugent.be/resources/gpublab>. Accessed: 2025-07-08.
- [18] Leslie N. Smith. Cyclical Learning Rates for Training Neural Networks. In *2017 IEEE Winter Conference on Applications of Computer Vision (WACV)*, pages 464–472, 2017.
- [19] Akiyoshi Tomihari and Issei Sato. Understanding Linear Probing then Fine-tuning Language Models from NTK Perspective. In *The Thirty-eighth Annual Conference on Neural Information Processing Systems*, 2024.