

How Does Cognitive Capability and Personality Influence Problem-Solving in Coding Interview Puzzles?

Dulaji Hidellaarachchi
dulaji.hidellaarachchi@rmit.edu.au
RMIT University
Melbourne, Victoria, Australia

Sebastian Baltes
sebastian.baltes@uni-heidelberg.de
Heidelberg University
Germany

John Grundy
john.grundy@monash.edu
Monash University
Melbourne, Victoria, Australia

Abstract

Software engineering is a deeply cognitive activity shaped by individual differences that extend beyond technical skill. This study investigates how cognitive capability and personality traits jointly relate to software problem-solving among 80 participants (40 software practitioners, 40 software engineering students). Cognitive capability was measured using Baddeley's three-minute grammatical reasoning test, while personality was assessed using the IPIP-NEO 50 test. Participants further completed nine interview-style problem-solving questions. Six questions were related to coding and three were related to logical reasoning. Descriptive and correlational analyses show that practitioners achieved *slightly higher grammatical-reasoning accuracy* ($M = 76\%$) and *overall task performance* ($M = 7.5/9$) than students ($M = 71\%$ and $M = 7.0/9$, respectively). Grammatical-reasoning accuracy correlated positively with problem-solving performance ($r = .41, p < .01$), indicating that stronger cognitive capability is associated with better performance in coding and logical tasks. Personality-performance links were systematic. We identified that the *conscientiousness* trait correlated most strongly with *problem-solving* and with *reasoning accuracy*, while the *openness to experience* trait was positively related to both outcomes. *Neuroticism* showed small, negative associations with *accuracy* and *performance*. Taken together, our results suggest that *conscientiousness* and *openness* to experience characteristics complement reasoning accuracy to support software problem-solving, whereas elevated negative affect may hinder precision under time pressure. Our findings suggest practical implications for education and industry such as integrating structured reasoning tasks in curricula, and considering personality-cognition in recruitment and role allocation. We highlight directions for future research such as longitudinal and task-diverse replications with larger samples.

CCS Concepts

• **Software and its engineering** → **Human-Centric Software Engineering**.

Keywords

Cognitive Capability, Personality, Software Problem-solving

Permission to make digital or hard copies of all or part of this work for personal or classroom use is granted without fee provided that copies are not made or distributed for profit or commercial advantage and that copies bear this notice and the full citation on the first page. Copyrights for components of this work owned by others than the author(s) must be honored. Abstracting with credit is permitted. To copy otherwise, or republish, to post on servers or to redistribute to lists, requires prior specific permission and/or a fee. Request permissions from permissions@acm.org.
Conference'17, Washington, DC, USA

© 2025 Copyright held by the owner/author(s). Publication rights licensed to ACM.
ACM ISBN 978-1-4503-XXXX-X/2018/06
<https://doi.org/10.1145/nnnnnnn.nnnnnnn>

ACM Reference Format:

Dulaji Hidellaarachchi, Sebastian Baltes, and John Grundy. 2025. How Does Cognitive Capability and Personality Influence Problem-Solving in Coding Interview Puzzles?. In . ACM, New York, NY, USA, 11 pages. <https://doi.org/10.1145/nnnnnnn.nnnnnnn>

1 Introduction

Software engineering (SE) is a human-centered, cognitive discipline where software practitioners are heavily involved in problem-solving and decision making across all stages of the software development life cycle [8, 11, 27]. Activities such as eliciting and analyzing requirements, software design, implementation, debugging, and communicating design decisions involve complex mental processes including logical reasoning, abstraction, working memory, and attention management [15, 28, 32, 40]. This indicates that software development is not purely a technical activity but deeply cognitive, shaped by how individuals perceive, interpret, and manage information under varying task constraints [13, 36]. Over the past decade, Human-Centric Software Engineering (HCSE) has emerged as a key research paradigm, recognizing the developer as a complex socio-technical actor rather than a purely technical resource [20, 34]. Within this paradigm, researchers have examined how individual differences in motivation, personality, emotions, empathy, and cognition influence productivity, performance, creativity, collaboration and so on [10, 13, 16, 26]. For instance, personality traits such as conscientiousness and openness to experience have been linked to persistence, adaptability and creative thinking whereas neuroticism has been associated with stress reactivity and fluctuating performance [8, 10, 31]. Despite this progress, the interaction between cognitive capability and personality remains underexplored in SE and noticed that most of these existing studies treat these constructs separately rather than examining how they jointly influence SE.

Evidence from cognitive psychology and empirical SE suggests that reasoning ability and working-memory capacity underpin problem-solving in programming and debugging tasks [1, 4, 6]. At the same time, studies in SE show that non-cognitive attributes such as motivation and personality shape how software practitioners approach and sustain effort in complex problem contexts [16]. Together, this indicates that cognitive capability and personality may operate jointly such as cognition enabling technical reasoning and personality supporting behavioural consistency, yet empirical studies investigating these relationships and quantifying both dimensions within SE context remain minimal. However, few studies have directly compared software practitioners and students using standardized cognitive and personality measures. Prior work suggests that students often reply on structured analytical reasoning

whereas practitioners draw upon experimental heuristics and contextual judgment [5, 25]. Better understanding how these groups differ or align in cognitive capability and personality can inform both SE education and industry recruitment, clarifying whether academic cognitive indicators translate into professional performance.

Our study addresses these gaps by investigating the combined role of cognitive capability and personality in software problem-solving performance by collecting data from 40 software practitioners and 40 software engineering students. Participants completed the IPIP-NEO-50 personality test [22] and Baddeley Grammatical Reasoning Test [2] and the same set of short coding and logical-reasoning questions modeled on SE interview tasks. This design allows us to compare cognitive capability and personality predictors across practitioner and student groups under consistent task conditions. Accordingly, we aim to answer the following overarching research question, **How do cognitive capability and personality traits together influence software problem-solving performance across practitioners and students?** The collected data were analyzed using Microsoft Excel and Python, incorporating descriptive summaries, comparative statistics, and correlation-based exploration. These analyses enabled a detailed examination of how reasoning ability, personality traits, and problem-solving outcomes relate within and across participant groups. Results show that practitioners generally achieved higher accuracy in both coding and logical reasoning tasks, reflecting experience-based efficiency in applying reasoning strategies. Higher reasoning ability was positively associated with overall task performance, while Conscientiousness and Openness to Experience emerged as consistent positive correlates. Conversely, higher Neuroticism was linked to slightly lower performance, suggesting that emotional regulation may play a moderating role in cognitive efficiency. Our research makes the following key contributions:

- Our study conducts a joint examination of cognitive and personality characteristics across students and practitioners using validated instruments under comparable conditions.
- Our results provide new empirical insights into how cognitive capability and personality jointly influence software problem-solving performance; and
- Our discussion identifies implications for software education, recruitment and training, emphasizing that both cognitive and personality indicators can complement technical assessments in evaluating software engineer potential.

2 Motivation

Research increasingly recognizes that software development is not purely technical but shaped by how individuals think, reason, and act within complex environments. Software engineers engage in tasks that require continuous interpretation and decision-making such as debugging, requirements analysis, and design reasoning which depend heavily on cognitive processing and individual differences [12, 18, 36]. Understanding these human aspects provides valuable insights into how people perform in software projects and how education can better prepare future practitioners.

Personality influences how individuals collaborate, communicate, and approach technical work. Studies adopting the Five-Factor

Model (FFM) have linked personality traits to diverse set of characteristics. For example, conscientiousness refers to characteristics such as individuals' hard-working, organized, reliable, responsible nature while higher neuroticism has been associated with lower satisfaction and teamwork challenges [7, 10, 14, 38]. Much empirical work has explored personality across different roles from developers and testers to analysts highlighting its relevance to productivity, motivation, and defect detection [17, 21, 24]. However, most of these studies have examined personality through self-report questionnaires, without connecting it to measurable reasoning or problem-solving outcomes. This leaves a gap in understanding how these characteristics manifest in actual software-related thinking processes.

SE tasks involve sustained reasoning, abstraction, and working-memory effort [33, 41]. Controlled experiments show that contextual factors such as environmental noise, visual representation, or model format can directly affect requirement comprehension and analytical accuracy [35, 37, 42]. For instance, adding diagrams or mock-ups to textual specifications improves understanding, whereas noisy conditions reduce comprehension speed and precision [35, 37]. Eye-tracking and comprehension studies further demonstrate that experienced engineers adopt more efficient reasoning patterns than novices, reflecting differences in cognitive control and flexibility [39, 42]. Cognitive capability therefore represents a critical element in how engineers handle ambiguity, integrate information, and make decisions under time or complexity constraints [2].

Problem-solving is central to software engineering, from interpreting requirements to design, implementation and testing. These tasks require both logical and conceptual reasoning, with successful solutions depending on how individuals structure and evaluate information [29]. Novices often rely on surface features of problems, whereas professionals use experience-driven heuristics and pattern recognition to navigate complexity [41]. Studies in software comprehension and testing show that such reasoning differences are closely tied to performance outcomes, including task accuracy, completion time, and error detection [23, 24, 37]. Yet, few studies have systematically examined how personality traits and cognitive capability jointly influence this performance.

Building on this body of research, our study examines the relationship between personality, cognitive capability, and problem-solving performance among practitioners and SE students. By combining validated psychological instruments such as standard personality test with reasoning and problem-solving tasks, our study moves beyond isolated measures of human traits toward a holistic understanding of how individual differences affect analytical performance in software contexts. Comparing students and practitioners provides insight into how experience interacts with personality and cognitive capability in shaping problem-solving performance. The results contribute to ongoing HCSE discussions on integrating human aspects into SE research and education, emphasizing that improving software practice also requires understanding the people who perform it.

3 Research Methodology

We employed a quantitative, cross-sectional survey design to investigate how cognitive capability and personality relate to problem-solving performance among software practitioners and students. Our study was approved by Monash University ethics committee (approval number: 40008).

3.1 Survey Design and Pilot Study

3.1.1 Survey Structure. Our survey comprised four sections; *Demographics* to capture details such as participants' role, years of experience and educational background, *Personality Test* to measure the Big Five personality traits using the IPIP-NEO 50 scale, *Baddeley's Grammatical Reasoning Test (GRT)* to assess cognitive capabilities and *Coding and Logical-Reasoning Questions* to use in evaluating applied reasoning in the SE context. The survey was implemented and administered via Qualtrics, with all questions presented in a fixed sequence. Built-in timing controls ensured the grammatical reasoning section was limited to three minutes.

3.1.2 Pilot Study. Before the main study, three pilot surveys were conducted to assess question clarity, survey flow, and timing. Two pilots were conducted with software practitioners currently employed in the IT industry, and one with an academic who had previous professional software development experience. Feedback from these pilots led to refinements such as adjusting coding and logical reasoning questions, simplifying instructions, and optimizing the order of survey sections for smoother completion.

3.1.3 Personality Test. Personality traits were measured using the International Personality Item Pool NEO-50 (IPIP-NEO-50) scale developed by Johnson (2014), based on the Five-Factor Model of personality [22]. This widely recognized test is based on the Five-Factor Model (FFM) of personality, a well-established framework in psychology and frequently used in SE studies. The IPIP-NEO-50 includes 50 items, 10 per trait, covering Extraversion, Agreeableness, Conscientiousness, Neuroticism, and Openness to Experience. The five main traits can be explained in short as follows [19, 30];

🔍 **Openness to Experience:** individuals' intellectual, cultural or creative interests. High-scored individuals tend to be imaginative, broad-minded and curious. Those at the opposite end of this spectrum usually show a lack of aesthetic sensibilities, favouring conservative values and preferring routine.

🔍 **Conscientiousness:** refers to individuals' focus on achievements. High-scored individuals tend to be hardworking, organized, able to complete tasks thoroughly on time, and reliable. Low-scored individuals tend to be irresponsible, impulsive and disorganized.

🔍 **Extraversion:** relates to the degree of sociability, activeness, talkativeness, and assertiveness. The opposite end of this spectrum shows a lack of social involvement, shyness, and prefers to be alone more than extraverted people. This doesn't mean that they are unfriendly or antisocial; rather, they are reserved in social situations.

🔍 **Agreeableness:** refers to positive traits such as cooperative-ness, kindness, trust and warmth. Low-scored individuals on agreeableness tend to be sceptical, selfish and hostile.

🔍 **Neuroticism:** refers to the state of emotional stability of individuals. Low-scored individuals tend to be calm, confident and

secure, whereas high-scored individuals on neuroticism tend to be moody, anxious, nervous and insecure.

Participants indicated how accurately each statement described them on a five-point Likert scale ranging from Very Inaccurate (1) to Very Accurate (5). For example, a statement such as *"I have a vivid imagination"* corresponds to the **Openness to Experience** trait, while *"I am always prepared"* relates to **Conscientiousness** trait. Each item contributes to one of the five personality trait, providing a numerical profile that reflects the participant's dominant personality tendencies. The IPIP-NEO-50 was chosen for this study because of its open-source availability, ease of administration with the limited time along with its strong psychometric reliability. The instrument is freely available and validated for research use in the IPIP official webpage¹. This personality test was delivered online through the Qualtrics platform as part of the main survey, alongside demographic questions to contextualize participants' profiles.

3.1.4 Baddeley's Grammatical Reasoning Test (GRT). Cognitive reasoning ability was assessed using Baddeley's Grammatical Reasoning Test (GRT) [2], a well-established psychometric measure originally developed as a brief verbal reasoning task. The test presents 64 short statements that describe spatial relationships between two letters (e.g., "A follows B"), requiring participants to decide whether each statement is True or False. Participants had three minutes to complete as many statements as possible, with the number of correct responses used as their cognitive reasoning score. This test has been shown to reliably assess analytical reasoning and working memory under time pressure and continues to be used in modern adaptations such as the Mini-Q Intelligence Screening Test [3, 9], which demonstrates strong reliability and validity as a brief measure of speeded reasoning. The GRT is particularly suited for contexts where cognitive ability serves as a control or predictor variable such as software problem-solving—because it captures reasoning accuracy in a short time window without relying on domain-specific knowledge.

3.1.5 Coding and Logical-Reasoning Questions. Applied reasoning and technical problem-solving were measured using nine short questions where six of them were about coding-related and three were about logical-reasoning items modeled on standard software engineering interview tasks. These questions were adapted from freely available industry-style resources such as GeeksforGeeks². The items covered code comprehension, algorithmic thinking, and logical reasoning rather than programming syntax. Each question had one correct answer, and total performance (0–9) represented the participant's problem-solving score. The full set of survey materials including the IPIP-NEO-50 test, Baddeley's Grammatical Reasoning Test statements, and coding and logical-reasoning questions are provided in our anonymized Appendices A³ and B⁴.

3.2 Data Collection

The study was conceptualized in late 2023 and implemented in two phases to compare software practitioners and students. Initial recruitment was conducted via authors' professional network and

¹https://iip.ori.org/New_IPIP-50-item-scale.htm (IPIP-NEO 50)

²[https://www.geeksforgeeks.org/\(Coding/logical reasoning questions\)](https://www.geeksforgeeks.org/(Coding/logical%20reasoning%20questions))

³<https://doi.org/10.5281/zenodo.17402813> (Appendix A)

⁴<https://doi.org/10.5281/zenodo.17403129> (Appendix B)

social media platforms (e.g., LinkedIn and X/Twitter). Due to low response rates, recruitment was later expanded through the Prolific research platform to reach verified industry professionals working in software engineering related roles. We used filtering options in Prolific to reach out to our target participants. Practitioner data were collected between January and June 2024. Following the practitioner phase, a comparable survey was conducted with software engineering students, mirroring the same structure, instructions, and timing. Student data collection then took place in early 2025 via Prolific. All surveys were administered through Qualtrics, which controlled timing and automatically recorded responses. The survey took approximately 20–30 minutes to complete. Participants were clearly informed about the nature of the study and implied consent was obtained before starting the survey. In total, 80 participants (40 practitioners and 40 students) completed all sections in full.

3.3 Data Analysis

All data collected through the Qualtrics survey were exported into Microsoft Excel and subsequently analyzed using both Excel and Python (utilizing the pandas, numpy, and matplotlib libraries). The purpose of the analysis was to identify patterns and relationships between participants’ personality traits, cognitive capabilities, and problem-solving performance, and to compare these patterns across software practitioners and students. The data were first cleaned to remove incomplete responses and ensure internal consistency across the four sections of the survey. Each participant’s dataset included demographic information, scores for each of the five personality traits (extraversion, agreeableness, conscientiousness, neuroticism, and openness to experience), the number of correct responses in the grammatical reasoning test completed within the three-minute time limit, and the number of correct answers in the combined coding and logical-reasoning tasks. Trait scores were calculated based on the scoring key provided by the IPIP-NEO-50, summing the responses for each positively and negatively keyed item corresponding to a given trait. These computed scores were then used for the comparison.

Following cleaning, a descriptive analysis was conducted to summarize the main characteristics of both groups. Measures such as mean, median, standard deviation, minimum, and maximum values were calculated for each trait, cognitive score, and problem-solving measure, providing an overview of the distribution of personality characteristics, cognitive capability, and performance across participants. These were useful in initial understanding of trends and variability, for example, whether practitioners tended to show higher conscientiousness or reasoning accuracy than students. Subsequently, a comparative analysis examined potential group differences across personality traits, grammatical reasoning, and problem-solving scores. Group means were compared to identify notable contrasts in how personality and cognitive capability manifested between professional and student contexts. Finally, a basic correlation analysis were explored among personality, cognition, and performance. Using Python’s statistical functions, Pearson correlation coefficients were computed between each pair of variables to determine whether specific traits or reasoning scores were associated with higher problem-solving outcomes. This helped identify trends such as whether individuals with higher reasoning ability

Table 1: Participants’ Demographics: Software Practitioners

Education Information of the Participants	
Bachelor’s degree (B.A., B.S., B.Eng., etc.)	62.5%
Master’s degree (M.A., M.S., M.Eng., MBA, etc.)	27.5%
Doctoral degree (JD, MD, Ph.D, Ed.D, etc.)	2.5%
Secondary school (e.g. American high school, German Realschule or Gymnasium, etc.)	2.5%
Some college/university study without earning a degree	5%
Job roles of the Participants	
Software Engineer / Software Developer	42.5%
Project Manager/ IT Manager/ IT Software Manager	17.5%
Software Tester/ Product or Application Tester/FQA Tester, Test Engineer	10%
Junior Software Engineer	5% each
IT Network Administrator, IT Technician, IT Specialist	2.5% each
Senior Front-end Engineer, Machine Learning Engineer, Data Engineer, Software Development Lead	2.5% each
IT service support, Web developer	2.5% each
Countries of the Participants	
United States of America	25%
Poland	15%
South Africa	12.5%
France, UK, Canada	7.5% each
Australia, Spain	5% each
Others (Germany, Japan, Austria, Greece, Slovakia, Hungary)	2.5% each
Primary Domain of Work	
Technology	77.5%
Education	15%
Finance	10%
Health	10%
Government Services	7.5%
Transport and Logistics, Manufacturing	5% each
Others (Mining, Space, Marketing, Gaming)	2.5% each
Programming, Scripting, and Markup Languages Used in Current Work	
JavaScript	62.5%
HTML / CSS	55%
SQL	47.5%
Python	37.5%
Java	32.5%
C#	25%
C++	20%
PHP	17.5%
Kotlin, TypeScript	15% each
Others (.NET, PowerShell, React, R etc.)	<12.5% each

also performed better on coding and logic tasks, or whether traits such as conscientiousness or openness to experience correlated with cognitive accuracy. Throughout the analysis, the emphasis was placed on clarity, reproducibility, and interpretability rather than complex statistical modeling. The combined use of Excel and Python allowed for transparent data inspection and reproducible computation. All analytical steps were systematically documented, ensuring reliability and traceability of the findings, which were interpreted in relation to existing literature on cognitive and personality influences in SE. The anonymised dataset is provided in Appendix C⁵

4 Findings

4.1 Demographics of the Participants

Table 1 and Table 2 summarize the demographic profiles of the software practitioners (n = 40) and SE students (n = 40) who participated in the study. Both cohorts were comparable in size but differed in age, educational background, and professional experience.

Software practitioners represented a professionally diverse group, spanning multiple roles and industries. Most were between 25 and 44 years old (70%), reflecting a mid-career demographic typical of the software workforce. A smaller portion (22.5%) were early-career professionals aged 18–24, and only three participants were older than 45. Referring to gender the majority was 67.5% men, followed by 27.5% women, and 5% identifying as non-binary or preferring not to disclose. In terms of educational background, over 90% held

⁵<https://doi.org/10.5281/zenodo.17429307> (Appendix C)

Table 2: Participants' Demographics: SE Students

Education Information of the Participants: Current Degree Program	
Bachelor of Computer Science	50.0%
Bachelor of Software Engineering	35.0%
Bachelor of Information Technology	7.5%
Double degree with Software Engineering	2.5%
Bachelor's degree (B.A., B.S., B.Eng., etc.)	2.5%
Others (e.g., Mechanical Eng)	2.5%
Countries of the Participants	
United States of America	22.5%
UK	15%
Germany, Portugal	each 10.0%
Poland, Canada	each 7.5%
Denmark, Italy	5.0%
Others (New Zealand, Romania, Mexico, Spain, Greece, Netherlands, Chile)	each 2.5%
Programming, Scripting, and Markup Languages Familiar with	
JavaScript	90.0%
HTML / CSS	85.0%
Python	75.0%
SQL	70.0%
Java	65.0%
C++	30.0%
C#, C, TypeScript	each 25.0%
PHP	10.0%
Others (.NET, Kotlin, Swift, Dart, React, R etc.)	each <5.0%

a bachelor's degree or higher, including 27.5% with a master's qualification and one doctoral degree. Regarding experience, nearly 80% of practitioners had between one and nine years of experience in the SE industry, and a further 15% had over ten years in the industry, confirming that the practitioner sample consisted of skilled professionals. Their job roles were primarily development-oriented, with 42.5% working as software engineers or developers, followed by 17.5% in project or IT management, and 10% in software testing or quality assurance. The remainder included roles such as data engineering, IT systems architecture, network administration, and machine learning engineering, reflecting the varied nature of modern software practice. Practitioners reported strong technical proficiency across multiple programming languages. The most frequently used were JavaScript (62.5%), HTML/CSS (55%), SQL (47.5%), Python (37.5%), and Java (32.5%). Secondary languages included C#, C++, PHP, TypeScript, and Kotlin, with smaller subsets. This diversity suggests a workforce capable of full-stack and cross-platform development, consistent with contemporary software engineering practices. The practitioners also represented a broad geographical spread, with participants from the United States (25%), Poland (15%), South Africa (12.5%), and smaller groups from France, Canada, the United Kingdom, and Australia. Their professional work spanned a wide range of application domains, predominantly Technology (77.5%), followed by Education (15%), Finance (10%), and Health (10%), with smaller representations from government, transport, and manufacturing sectors. With regard to linguistic proficiency, 67.5% identified as native English speakers. Among the non-native participants, the majority (around 38%) reported advanced to native-like fluency, indicating that language barriers were unlikely to have influenced their comprehension of the survey or reasoning tasks.

The student group consisted primarily of undergraduate software engineering and computer science students across various universities. A majority were 18–24 years old (55%), representing a typical university demographic, and the remaining were in the

age range of 25–34. Referring to gender, the majority (75%) was men, followed by 25% of women. None identified as non-binary or preferred not to disclose. All student participants were enrolled in computing-related degree programs: 50% in Computer Science, 35% in Software Engineering, and smaller groups in Information Technology (7.5%) or other double-degree programs (e.g., Mechanical Engineering). The students also reflected global diversity, with representation from the United States (22.5%), the United Kingdom (15%), Germany and Portugal (10% each), Poland and Canada (7.5% each), and the remainder distributed across 10 other countries in Europe and Oceania. Regarding language, 65% were native English speakers and 35% non-native, comparable to the practitioner group. Among non-native participants, most self-reported advanced or native-like fluency, suggesting minimal linguistic influence on test performance. Although primarily students, 42.5% had prior or current industry experience. Among these, 22.5% were employed in the software industry, 12.5% had previously worked, and 7.5% had completed internships. Their reported job titles reflected early-career technical exposure, such as junior software developer, backend engineer (intern), junior DevOps engineer, and AI research intern. Their domains of involvement were dominated by Technology (82.5%), with smaller representations in Finance (10%), Health (12.5%), and Education (7.5%), mirroring trends in practitioner employment. Students' reported technical familiarity closely aligned with that of practitioners, with particularly strong exposure to JavaScript (90%), HTML/CSS (85%), Python (75%), SQL (70%), and Java (65%). Although their experience was primarily academic, these figures indicate a strong overlap in core programming competencies between students and professionals.

4.2 Personality Profiles: Software Practitioners and SE Students

Figures 1 and 2 summarize the personality profiles of the software practitioners and SE students that were collected via the IPIP-NEO 50 personality test. Each participant's percentage score that were obtained for every trait was classified into High (70% or above), Average (31–69%), or Low (30% or below) following the standard classification of the personality test.

Among software practitioners (N = 40), **Openness to experience emerged as the most dominant trait**. Nearly three-quarters (73%) of practitioners scored within the *high* range, indicating their imaginative, broad-minded and curious nature, the attributes which are closely aligned with software innovation and problem solving. **Conscientiousness was the second-strongest trait** (53% high), highlighting practitioners' tendency toward organization, hard-working nature and their ability to complete tasks on time. Such traits are typically associated with adherence to process quality, task completion, and self-discipline within professional environments. More than half of the practitioners (55%) **scored high in Agreeableness** and referring to the extraversion trait, the majority (65%) obtained average scores where 25% obtained high scores. In contrast, **neuroticism scores were mostly average** (65%), with 32% high and no low scores. This moderate spread could suggest that practitioners generally manage stress well but differ in emotional sensitivity depending on role and experience. Overall, practitioners displayed a personality composition characterized by openness to

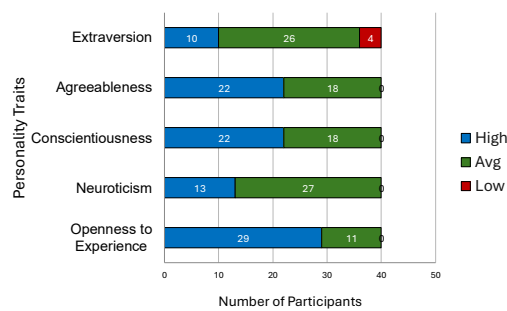


Figure 1: Summary of personality profiles of the Practitioners

experience and conscientiousness as dominant, complemented by agreeableness but moderately extroverted interpersonal behaviour.

For SE students (N = 40), the pattern was similarly positive but **more accentuated toward openness to experience**, which recorded the highest proportion (85% High) reflecting the typical characteristics such as curious nature, imaginative that immersed in emerging technologies. **Agreeableness followed closely** (83% High), indicating high positive traits such as cooperativeness that may facilitate group learning and collaboration during academic projects. **Conscientiousness was also high** (63% High), highlighting the characteristics such as hard-working and organized nature where as extraversion was mostly average (78%). **Neuroticism was higher than practitioners**, with 48% high and 52% average, which could suggest that while many students are emotionally steady, a subset experiences greater stress or performance-related anxiety typical in academic environments.

Along with the above personality profile details of both groups, Table 3 summarizes the descriptive statistics of the five personality traits for both participant groups. Each measure includes the mean, median, standard deviation (SD), and observed range (minimum–maximum). These values capture the central tendency and spread of each trait, clarifying how personality characteristics vary within and between groups. The descriptive statistics reveal that **both groups share similar mean rankings across the five traits but differ in the degree of variability**. Practitioners **exhibit wider SDs for extraversion and conscientiousness**. This could reflect the diversity of work roles, for example, from client-facing to highly technical, and their associated behavioural expectations. Their consistently high means for openness to experience (81.4%) and conscientiousness (72.3%) could relate to the characteristics essential for complex problem solving. Students, by contrast, **show smaller SDs and tighter ranges**, especially in agreeableness and openness to experience. These indicate more homogeneous personalities. Their high agreeableness (mean = 81.2%) and openness to experience (mean = 78.1%) could relate to their cooperative learning cultures and enthusiasm for exploration typical of early career stages. Collectively, these descriptive patterns show that while both groups value openness and conscientiousness, practitioners express greater personality differentiation, whereas students demonstrate more uniformity across traits.

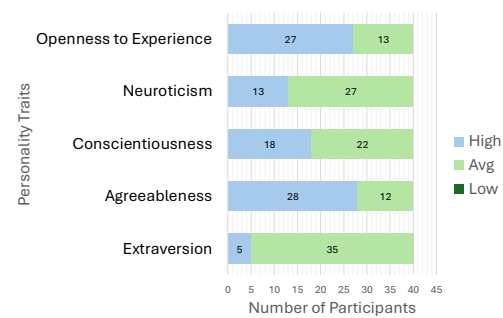


Figure 2: Summary of personality profiles of the Students

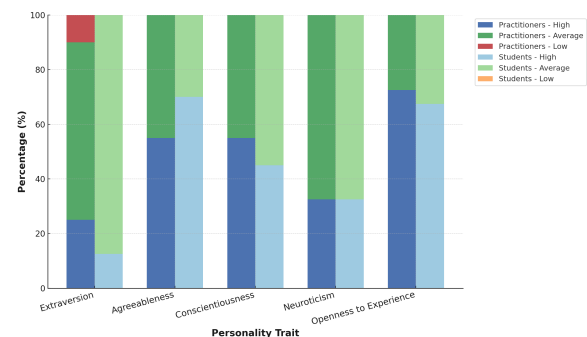


Figure 3: Distribution of Personality Traits among Practitioners and Students.

The overall personality across both groups **aligns strongly with the profiles commonly associated with effective software professionals**: high openness to experience and conscientiousness, average in extraversion and relatively low Neuroticism (figure 3). **Openness to experience stands out as the most defining trait in both groups, with means exceeding 78%**. Practitioners' slightly higher in openness to experience (mean = 81.4%) may reflect the continual need to adapt to emerging technologies, frameworks, and problem-solving contexts in professional practice. Conscientiousness also remains a shared strength across both groups, but practitioners scored marginally higher (mean = 72.3%) than students (mean = 69.4%). In contrast, **agreeableness diverged more noticeably between groups**. Students showed substantially higher means (81.2%) and lower variance, indicating that cooperative tendencies are particularly strong in students. Practitioners, although still predominantly agreeable (71%), displayed greater variation, perhaps reflecting the balance between collaboration and assertiveness required in professional negotiation, leadership, and client interactions. Extraversion levels were moderate in both groups, with practitioners (59.9%) showing slightly higher averages than students (56.8%). The greater spread among practitioners may mirror the range of communication demands across job roles (from individual coding to managerial coordination). **Neuroticism presented modest group differences**. Both groups reported mid-range scores, suggesting generally balanced emotional regulation. Practitioners exhibited slightly narrower dispersion, indicating more consistent

Table 3: Descriptive statistics of personality traits among practitioners and students

Trait	Practitioners				Students			
	Mean (%)	Median (%)	SD	Range (Min–Max)	Mean (%)	Median (%)	SD	Range (Min–Max)
Extraversion	59.9	60	17.0	22–90	56.8	58	12.8	36–86
Agreeableness	71.0	72	14.2	44–92	81.2	82	8.5	60–98
Conscientiousness	72.3	73	12.6	38–100	69.4	70	11.0	46–98
Neuroticism	66.1	65	12.8	44–96	63.3	63	15.2	32–100
Openness to Experience	81.4	82	9.7	54–100	78.1	78	11.1	48–96

emotional stability, possibly reflecting coping skills gained through workplace experience. Students, in contrast, showed broader variation often observed in early professional development.

Overall, the comparison suggests that both cohorts share a core personality structure dominated by openness to experience and conscientiousness, reinforcing the idea that characteristics such as curiosity, hard-working and organized nature form psychological foundations in SE. Students tend to exhibit stronger agreeableness, indicative of emerging professional socialization, while practitioners demonstrate greater diversity in extraversion and conscientiousness, which might be shaped by the complex demands of professional environments.

4.3 Cognitive Capabilities: Software Practitioners and SE Students

Participants' cognitive capabilities were measured using Baddeley's Grammatical Reasoning Test (GRT), which evaluates reasoning accuracy and processing speed under time pressure. In the survey, each participant was presented with 64 short statements describing spatial relationships between letters (e.g., "A follows B") and asked to respond "True" or "False" within three minutes. Accuracy was calculated as the percentage of correct responses from the number of statements attempted.

The descriptive results for both groups are summarized in Table 4. **Practitioners answered an average of 39 items (SD = 15.6)** within the three-minute limit, achieving a **mean accuracy of 76.1% (SD = 12.5)**. Students attempted a similar number of items (M = 38.2, SD = 12.4) **but reached a slightly lower mean accuracy of 71% (SD = 10.7)**. While both groups demonstrated relatively high grammatical-reasoning accuracy, the practitioners' higher mean and wider range (9.1 – 100%) **indicates greater variability in performance**, with several individuals achieving near-perfect scores. **Students, in contrast, displayed a narrower accuracy range** (30.8 – 95.8%) and a tighter clustering around the mid-70% range, suggesting a more homogeneous group. To better illustrate central tendency and spread, Table 5 presents the same data emphasizing median and confidence intervals. The practitioners' accuracy 95% confidence interval ([69.7%, 82.6%]) sits slightly above that of the students ([65.5%, 76.6%]), confirming **a small but consistent performance advantage for practitioners**.

The accuracy distributions for both cohorts are presented in Figure 4 and Figure 5. Practitioners (Figure 4) exhibit a right-skewed distribution with most scores concentrated between 70% and 90%, alongside several high-performing outliers approaching 100%. This

Table 4: Descriptive statistics of participants' grammatical reasoning performance

Cohort	n	Answered Mean (SD)	Correct Mean (SD)	Accuracy Mean (SD)	Median	Min	Max
Practitioners	40	39.0 (15.6)	29.8 (14.7)	76.1 (12.5)	78.9	9.1	100
Students	40	38.2 (12.4)	27.1 (11.6)	71.0 (10.7)	73.9	30.8	95.8

Table 5: Comparison of grammatical reasoning performance between practitioners and students

Measure	Practitioners	Students
Accuracy Mean \pm SD (%)	76.1 \pm 12.5	71.0 \pm 10.7
95% Confidence Interval (%)	[69.7, 82.6]	[65.5, 76.6]
Median (%)	78.9	73.9
Range (%)	9.1 – 100	30.8 – 95.8

long upper tail **reflects the diversity of cognitive efficiency across professional experience levels**. In contrast, **students display a more symmetrical and narrower distribution** (Figure 5), centered around the 70–80% band, with few individuals performing at the extremes. These patterns collectively suggest that both groups possess strong baseline reasoning ability, but **practitioners demonstrate greater variability and higher top-end accuracy**. The broader dispersion among practitioners likely reflects differences in professional specialization, domain exposure, and familiarity with time-pressured reasoning tasks common in real-world contexts. **Students' narrower range may indicate consistent but less specialized reasoning patterns**, shaped primarily by academic experience rather than applied decision-making. Taken together, the results from Tables 4 and 5 and Figures 4, 5 reveal a modest yet meaningful difference between two groups. Practitioners' mean advantage of approximately five percentage points suggests slightly higher reasoning accuracy in grammatical reasoning. Students' relatively homogeneous performance nonetheless reflects a strong baseline of cognitive ability expected within an engineering education context. The practitioner group's wider spread and higher upper range underscore that professional experience may amplify reasoning efficiency, whereas the student cohort represents a more stable but less variable cognitive profile.

This differentiation lays the foundation for exploring how cognitive capabilities interact with other constructs such as personality traits and problem-solving accuracy in influencing performance in SE tasks examined in the following sections.

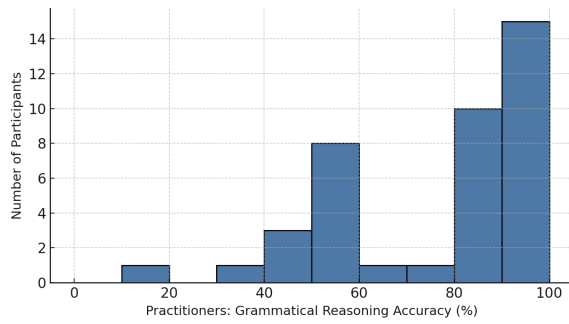


Figure 4: Grammatical-reasoning accuracy for software practitioners.

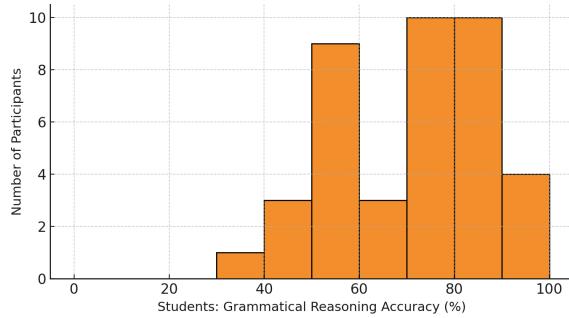


Figure 5: Grammatical-reasoning accuracy for SE students.

4.4 Software Problem-Solving Performance: Software Practitioners and SE Students

Performance on the coding and logic-based reasoning tasks reflects participants' ability to interpret pseudo-code, understand basic data-structure and algorithms, and solve analytical and logical problems typical of software interviews. Each participant answered six coding questions and three logical-reasoning questions, with overall accuracy computed as the percentage of correct responses out of nine. As shown in Table 6, *practitioners achieved slightly higher average performance across both domains*. Their mean coding score was 4.3 (SD = 1.3) out of 6, while students averaged 3.8 (SD = 1.4). For logical reasoning, practitioners obtained 2.2 (SD = 0.6) out of 3, slightly higher than students at 2.1 (SD = 0.7). When combined, the total problem-solving mean reached 7.5 (SD = 1.3) for practitioners versus 7.0 (SD = 1.2) for students. Median overall accuracy was 84.4% and 77.8%, respectively. *Practitioners' narrower distribution* (range = 33–100%) compared with students (22–100%) suggests *more consistent performance*, likely influenced by accumulated professional experience.

The practitioners' modest advantage *likely reflects greater familiarity with applied debugging and abstract reasoning tasks* encountered in professional contexts. Students *performed comparably in logical questions but were less consistent in coding-related comprehension*, especially those involving stack-queue transformations and hash-function behaviour. Figures 6 and 7 display the frequency distribution of total problem-solving accuracy

Table 6: Comparison of coding and logical reasoning performance between practitioners and students

Measure	Practitioners	Students
Coding Mean (SD) /6	4.3 (1.3)	3.8 (1.4)
Logical Mean (SD) /3	2.2 (0.6)	2.1 (0.7)
Total Mean (SD) /9	7.5 (1.3)	7.0 (1.2)
Median (%)	84.4	77.8
Range (%)	33–100	22–100

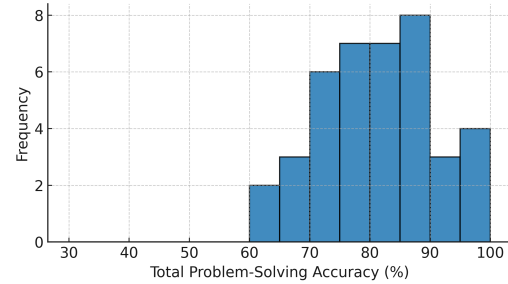


Figure 6: Practitioners' total problem-solving accuracy distribution

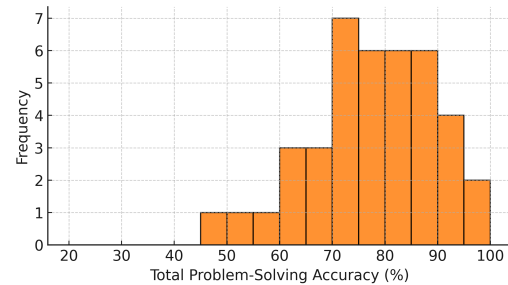


Figure 7: Students' total problem-solving accuracy distribution

across both groups. Practitioners' scores (Figure 6) form a slightly right-skewed distribution, dominated by individuals achieving above 80%, but also including a few outliers near 40%. Students (Figure 7) show a near-normal distribution centered around 75–85%, reflecting a more homogeneous academic performance with fewer extreme values.

Taken together, the data illustrate that both groups possess strong baseline problem-solving capabilities, yet professional experience contributes to higher accuracy and stability across cognitively demanding software-reasoning tasks.

4.5 Analysis between Personality, Cognitive capability and Problem-solving Performance

To examine potential relationships among personality traits, cognitive capability (grammatical reasoning accuracy), and problem-solving performance, a Pearson correlation analysis was conducted

Table 7: Pearson correlations among personality traits, cognitive reasoning, and problem-solving performance

Variable	1	2	3	4	5	6	7
1. Extraversion	–	0.21	0.09	-0.12	0.18	0.05	0.11
2. Agreeableness		–	0.34*	-0.19	0.22	0.08	0.13
3. Conscientiousness			–	-0.27*	0.31*	0.26*	0.39**
4. Neuroticism				–	-0.29*	-0.18	-0.23*
5. Openness to Experience					–	0.28*	0.32*
6. Grammatical Reasoning Accuracy						–	0.41**
7. Problem-Solving Performance							–

Note. * $p < .05$, ** $p < .01$. Positive correlations indicate direct relationships between traits, reasoning, and performance.

using the combined dataset of practitioners and students. Five personality traits (extraversion, agreeableness, conscientiousness, neuroticism, openness), grammatical reasoning accuracy, and total problem-solving performance (coding and logical reasoning) were included. This analysis aimed to identify whether specific traits or reasoning ability were associated with higher problem-solving accuracy.

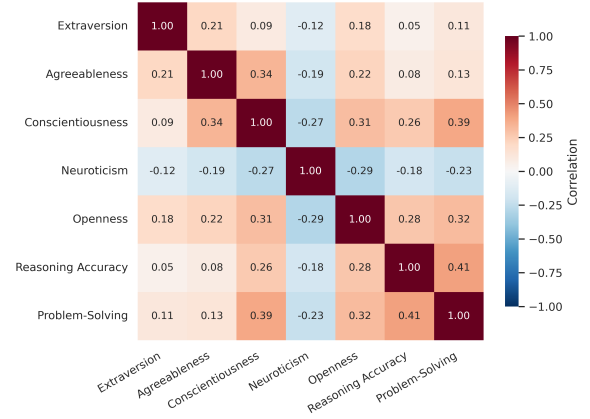
Overall, the results revealed meaningful yet interpretable associations between several personality characteristics and cognitive measures as summarized in Table 7 and visualized in Figure 8. As shown in Table 7, **the strongest relationship was observed between conscientiousness and problem-solving performance** ($r = 0.39, p < .01$). This suggests that participants who reported having characteristics such as being more organized, hard-working, and reliable achieved higher accuracy in coding and logical reasoning tasks. **Conscientiousness also correlated positively with grammatical reasoning accuracy** ($r = 0.26, p < .05$), also suggesting consistency between general reasoning ability and structured task performance. Similarly, **openness to experience demonstrated positive associations with reasoning accuracy** ($r = 0.28, p < .05$) and **problem-solving performance** ($r = 0.32, p < .05$). This reflects the potential advantage of having characteristics such as curiosity, intellectual flexibility and open-minded nature when tackling abstract or unfamiliar programming problems. In contrast, **neuroticism showed small negative correlations with both reasoning accuracy** ($r = -0.18$) **and performance** ($r = -0.23, p < .05$). This implies that higher emotional instability may slightly reduce precision and focus under timed conditions. **Extraversion and agreeableness displayed minimal relationships with cognitive or performance outcomes**, suggesting that social orientation and interpersonal style play a lesser role in analytical reasoning tasks. To facilitate interpretation, the correlation coefficients were visualized using a diverging heatmap (Figure 8). Warmer tones denote positive associations, whereas cooler tones indicate negative relationships. The plot clearly highlights three major trends;

- 🔹 positive clustering between conscientiousness, openness to experience, cognitive capability (reasoning accuracy), and performance

- 🔹 Mild negative cluster between neuroticism and both cognitive measures, reflecting reduced task accuracy under pressure

- 🔹 Near-neutral associations for extraversion and agreeableness, confirming limited cognitive influence

The combined results suggest that **personality traits linked to persistence and cognitive flexibility**, namely conscientiousness

**Figure 8: Correlation heatmap among personality traits, cognitive reasoning, and problem-solving performance**

and openness to experience, **enhance both general reasoning and domain-specific problem-solving performance**. These findings align with previous literature indicating that conscientious individuals often exhibit systematic debugging approaches [23], while openness to experience correlates with creative solution generation [10]. Conversely, **the mild negative influence of neuroticism underscores the cognitive cost of stress and uncertainty in time-bounded analytical tasks**. Overall, this integrative analysis highlights that personality and cognition jointly shape reasoning quality in SE, reinforcing the value of considering individual differences when designing training, recruitment, and evaluation frameworks.

5 Discussion

Our study compared software practitioners and SE students across cognitive reasoning and problem-solving tasks, linking these outcomes with individual personality traits. The observed trends align with existing evidence that experience refines procedural reasoning and error-detection skills commonly used in debugging and algorithmic analysis. The advantage of practitioners likely comes from repeated exposure to abstract reasoning and applied problem-solving in professional settings. Students, on the other hand, showed competence but less exposure to multi-layered logical reasoning

involving control structures such as stacks, queues, and hashing included in the coding questions provided. The findings have several implications for both SE education and professional development.

✍ **Translating conscientiousness into consistent performance:** Conscientiousness emerged as the strongest predictor of both reasoning and problem-solving accuracy. Individuals with higher conscientiousness demonstrated greater stability and fewer reasoning errors, consistent with their tendency toward organized, methodical task execution. Embedding reflective checkpoints, such as structured debugging logs or code review planning templates, could help reinforce these disciplined work habits. In professional teams, similar strategies can promote accountability, predictability, and reliability across distributed software tasks.

✍ **Bridging the educational and professional reasoning gap:** Students demonstrated narrower performance ranges compared to practitioners, whose scores exhibited greater variability with some high-performing outliers. This pattern implies that, while education provides a solid cognitive foundation, professional experience refines adaptability and situational reasoning. Embedding authentic tasks, such as debugging with incomplete specifications or reasoning under uncertainty, can help students develop the resilience and flexibility reflected in practitioner performance profiles.

✍ **Informing recruitment and team-based role allocation:** The observed associations between personality traits and reasoning performance offer practical guidance for industry. Roles demanding high analytical precision (e.g., testing, refactoring) may benefit from individuals with stronger conscientiousness, whereas innovation oriented tasks (e.g., architecture design, prototyping) may benefit from those higher in openness to experience. Awareness of these alignments can improve task allocation and enhance collective performance through complementary personality-cognitive profiles. However, care must be taken not to exclude or hold individuals due to personality or cognitive profiles. Instead, additional training or support can help them achieve their objectives.

✍ **Implications for researchers:** This study serves as a preliminary step toward understanding how personality and cognitive capability jointly influence software problem-solving performance. Future research could expand these findings through larger, longitudinal, and cross-cultural samples, integrating physiological or behavioral indicators of cognitive load. Moreover, experimental studies could explore causality such as how training interventions or team composition modulate the influence of conscientiousness and openness to experience on reasoning performance. As an initial effort to quantitatively link these constructs using both practitioner and student populations, this study provides a foundation for a growing line of inquiry into the human dynamics shaping analytical competence in SE.

6 Limitation and Threats to Validity

We acknowledge the following limitations in our study when interpreting our findings.

Construct validity: Our study relied on self-reported personality data using the IPIP NEO-50 test, which, while well-validated, may be susceptible to response bias or self-perception inaccuracies. Although the five-factor model of personality offers a robust framework, certain nuances of behavior relevant to SE such as

team adaptability or creative problem-solving may not be fully captured by these generic constructs. Similarly, cognitive capability was assessed using a grammatical reasoning test, which emphasizes verbal reasoning and may not fully represent the multifaceted nature of reasoning used in software development (e.g., algorithmic, or debugging reasoning).

Internal validity: Causal relationships between personality traits, cognitive capability, and problem-solving cannot be inferred from the correlational design. While significant associations were identified, other unmeasured factors such as prior programming experience, educational background, or stress levels during testing may have influenced both reasoning and problem-solving outcomes. The online data collection environment, though standardized, also introduced variability in participants' testing conditions (e.g., device type, focus level, or potential distractions).

External validity: The sample included 40 software practitioners and 40 SE students, representing diverse geographic regions but limited primarily to English-speaking or technology-proficient populations. Hence, the results may not generalize to broader populations of software practitioners or students from different linguistic or cultural backgrounds, where reasoning strategies or communication norms may differ. Moreover, the practitioner group spanned multiple roles and domains, and variations in professional experience depth or task type were not controlled, which may have introduced heterogeneity into the comparisons.

Statistical conclusion validity: The analyses used descriptive and correlational methods rather than inferential modeling or regression-based control for confounds. While Pearson correlations provided initial insights into relationships, they do not account for interaction effects among personality traits, cognition, and problem-solving performance. Future studies could adopt multi-level or structural equation modeling approaches to better capture these complex dependencies. Nonetheless, all analytical steps were transparently documented and reproducible, ensuring traceability of statistical findings. These limitations do not undermine the value of our findings but rather highlight the need for more nuanced, multi-method research. Future work could replicate the design with larger, more balanced samples, incorporate behavioral or physiological measures of reasoning, and explore the longitudinal evolution of cognitive-personality dynamics across educational and professional transitions in SE.

7 Conclusion

Our study shows that software problem-solving is shaped by both individual personality and cognitive capability. Across 40 software practitioners and 40 SE students, the study showed that conscientiousness and openness to experience were positively associated with both reasoning accuracy and problem-solving outcomes, while neuroticism showed a mild negative association. These findings provide an initial step toward understanding how personality (measured through standard IPIP NEO 50) and cognitive capability (measured through Baddeley's 3 minutes grammatical reasoning test) together influence software problem-solving performance. Future research could extend these initial findings through larger, longitudinal and cross-cultural studies, integrating behavioural or physiological indicators of cognitive load and exploring how

training interventions or team compositions may affect the influence of conscientiousness and openness to experience on reasoning performance.

References

- [1] Vairam Arunachalam and William Sasso. 1996. Cognitive processes in program comprehension: An empirical analysis in the context of software reengineering. *Journal of Systems and Software* 34, 3 (1996), 177–189.
- [2] Alan D Baddeley. 1968. A 3 min reasoning test based on grammatical transformation. *Psychonomic science* 10, 10 (1968), 341–342.
- [3] Tanja Gabriele Baudson and Franzis Preckel. 2016. Mini-q: A three-minute intelligence screening. *Diagnostica* 62, 3 (2016), 182–197.
- [4] Roman Bednarik and Justus Randolph. 2008. Studying cognitive processes in computer program comprehension. In *Passive Eye Monitoring: Algorithms, Applications and Experiments*. Springer, 373–386.
- [5] Andrew Begel and Beth Simon. 2008. Novice software developers, all over again. In *Proceedings of the fourth international workshop on computing education research*. 3–14.
- [6] Teresa Busjahn, Roman Bednarik, Andrew Begel, Martha Crosby, James H Pater-son, Carsten Schulte, Bonita Sharif, and Sascha Tamm. 2015. Eye movements in code reading: Relaxing the linear order. In *2015 IEEE 23rd international conference on program comprehension*. IEEE, 255–265.
- [7] Luiz Fernando Capretz. 2003. Personality types in software engineering. *International Journal of Human-Computer Studies* 58, 2 (2003), 207–214.
- [8] Luiz Fernando Capretz and Faheem Ahmed. 2018. A call to promote soft skills in software engineering. *arXiv preprint arXiv:1901.01819* (2018).
- [9] Tomas Chamorro-Premuzic and Adrian Furnham. 2008. Personality, intelligence and approaches to learning as predictors of academic performance. *Personality and individual differences* 44, 7 (2008), 1596–1603.
- [10] Shirley Cruz, Fabio QB Da Silva, and Luiz Fernando Capretz. 2015. Forty years of research on personality in software engineering: A mapping study. *Computers in Human Behavior* 46 (2015), 94–113.
- [11] Bill Curtis, Herb Krasner, and Neil Iscoe. 1988. A field study of the software design process for large systems. *Commun. ACM* 31, 11 (1988), 1268–1287.
- [12] Françoise Détienne. 2001. *Software design—cognitive aspect*. Springer Science & Business Media.
- [13] Fabian Fagerholm, Michael Felderer, Davide Fucci, Michael Unterkalmsteiner, Bogdan Marculescu, Markus Martini, Lars Göran Wallgren Tengberg, Robert Feldt, Bettina Lehtelä, Balázs Nagyvárad, et al. 2022. Cognition in software engineering: A taxonomy and survey of a half-century of research. *ACM Computing Surveys (CSUR)* 54, 11s (2022), 1–36.
- [14] Robert Feldt, Lefteris Angelis, Richard Torkar, and Maria Samuelsson. 2010. Links between the personalities, views and attitudes of software engineers. *Information and Software Technology* 52, 6 (2010), 611–624.
- [15] Lucian Gonçalves and Kleinner Farias. [n. d.]. Towards the Measurement of Mental Effort in Software Engineering: A Research Agenda. *International Journal of Computer Applications* 177 ([n. d.]), 1–8.
- [16] Daniel Graziotin, Xiaofeng Wang, and Pekka Abrahamsson. 2014. Happy software developers solve problems better: psychological measurements in empirical software engineering. *PeerJ* 2 (2014), e289.
- [17] Jo E Hannay, Erik Arisholm, Harald Engvik, and Dag IK Sjøberg. 2009. Effects of personality on pair programming. *IEEE Transactions on Software Engineering* 36, 1 (2009), 61–80.
- [18] Dulaji Hidellaarachchi, John Grundy, Rashina Hoda, and Kashumi Madampe. 2021. The effects of human aspects on the requirements engineering process: A systematic literature review. *IEEE Transactions on Software Engineering* 48, 6 (2021), 2105–2127.
- [19] Dulaji Hidellaarachchi, John Grundy, Rashina Hoda, and Ingo Mueller. 2024. What's Personality Got to Do with It? A Case Study on the Impact of Personality on Requirements Engineering-related Activities.. In *Proceedings of the 2024 IEEE/ACM 17th International Conference on Cooperative and Human Aspects of Software Engineering*. 182–194.
- [20] Rashina Hoda. 2021. Socio-technical grounded theory for software engineering. *IEEE Transactions on Software Engineering* 48, 10 (2021), 3808–3832.
- [21] Oliver P John, Sanjay Srivastava, et al. 1999. The Big-Five trait taxonomy: History, measurement, and theoretical perspectives. (1999).
- [22] John A Johnson. 2014. Measuring thirty facets of the Five Factor Model with a 120-item public domain inventory: Development of the IPIP-NEO-120. *Journal of research in personality* 51 (2014), 78–89.
- [23] Tanjila Kanij. 2013. *Investigation of software tester responsibilities, personality and performance*. Ph.D. Dissertation. Swinburne.
- [24] Tanjila Kanij, Robert Merkel, and John Grundy. 2015. An empirical investigation of personality traits of software testers. In *2015 IEEE/ACM 8th International Workshop on Cooperative and Human Aspects of Software Engineering*. IEEE, 1–7.
- [25] Amy J Ko, Robert DeLine, and Gina Venolia. 2007. Information needs in collocated software development teams. In *29th International Conference on Software Engineering (ICSE'07)*. IEEE, 344–353.
- [26] Makrina Viola Kosti, Robert Feldt, and Lefteris Angelis. 2014. Personality, emotional intelligence and work preferences in software engineering: An empirical study. *Information and Software Technology* 56, 8 (2014), 973–990.
- [27] Per Lenberg, Robert Feldt, and Lars Göran Wallgren. 2015. Human factors related challenges in software engineering—an industrial perspective. In *2015 IEEE/ACM 8th international workshop on cooperative and human aspects of software engineering*. IEEE, 43–49.
- [28] Stanley Letovsky. 1987. Cognitive processes in program comprehension. *Journal of Systems and software* 7, 4 (1987), 325–339.
- [29] Raymond Lister, Elizabeth S Adams, Sue Fitzgerald, William Fone, John Hamer, Morten Lindholm, Robert McCartney, Jan Erik Moström, Kate Sanders, Otto Seppälä, et al. 2004. A multi-national study of reading and tracing skills in novice programmers. *ACM SIGCSE Bulletin* 36, 4 (2004), 119–150.
- [30] R. McCrae and O. John. 1992. An introduction to the five-factor model and its applications. *Journal of personality* 60 2 (1992), 175–215.
- [31] Robert R McCrae and Oliver P John. 1992. An introduction to the five-factor model and its applications. *Journal of personality* 60, 2 (1992), 175–215.
- [32] Rahul Mohanani, Ilaah Salman, Burak Turhan, Pilar Rodriguez, and Paul Ralph. 2018. Cognitive biases in software engineering: A systematic mapping study. *IEEE Transactions on Software Engineering* 46, 12 (2018), 1318–1339.
- [33] Nancy Pennington. 1987. Stimulus structures and mental representations in expert comprehension of computer programs. *Cognitive psychology* 19, 3 (1987), 295–341.
- [34] Laleh Pirzadeh. 2010. Human factors in software development: a systematic literature review. (2010).
- [35] Filippo Ricca, Giuseppe Scanniello, Marco Torchiano, Gianna Reggio, and Egidio Astesiano. 2014. Assessing the effect of screen mockups on the comprehension of functional requirements. *ACM Transactions on Software Engineering and Methodology (TOSEM)* 24, 1 (2014), 1–38.
- [36] Pierre N Robillard, Patrick d'Astous, Françoise Détienné, and Willemien Visser. 1998. Measuring cognitive activities in software engineering. In *Proceedings of the 20th international conference on Software engineering*. IEEE, 292–300.
- [37] Simone Romano, Giuseppe Scanniello, Davide Fucci, Natalia Juristo, and Burak Turhan. 2018. The effect of noise on requirements comprehension. In *Proceedings of the 40th International Conference on Software Engineering: Companion Proceedings*. 308–309.
- [38] Norsaremah Salleh, Emilia Mendes, John Grundy, and Giles St J Burch. 2009. An empirical study of the effects of personality in pair programming using the five-factor model. In *2009 3rd International Symposium on Empirical Software Engineering and Measurement*. IEEE, 214–225.
- [39] Zohreh Sharafi, Zéphyrin Soh, and Yann-Gaël Guéhéneuc. 2015. A systematic literature review on the usage of eye-tracking in software engineering. *Information and Software Technology* 67 (2015), 79–107.
- [40] Janet Siegmund, Christian Kästner, Sven Apel, Chris Parnin, Anja Bethmann, Thomas Leich, Gunter Saake, and André Brechmann. 2014. Understanding understanding source code with functional magnetic resonance imaging. In *Proceedings of the 36th international conference on software engineering*. 378–389.
- [41] Janet Siegmund, Christian Kästner, Jörg Liebig, Sven Apel, and Stefan Hanenberg. 2014. Measuring and modeling programming experience. *Empirical Software Engineering* 19, 5 (2014), 1299–1334.
- [42] Rachel Turner, Michael Falcone, Bonita Sharif, and Alina Lazar. 2014. An eye-tracking study assessing the comprehension of C++ and Python source code. In *Proceedings of the Symposium on Eye Tracking Research and Applications*. 231–234.

Received 20 February 2007; revised 12 March 2009; accepted 5 June 2009