

FuseSampleAgg: Fused Neighbor Sampling and Aggregation for Mini-batch GNNs

Aleksandar Stanković¹ 

Faculty of Technical Sciences, University of Novi Sad, Serbia
`stankovic.sv25.2022@uns.ac.rs`

Abstract. We present FuseSampleAgg, a CUDA operator that fuses neighbor *sampling* and mean *aggregation* in a single pass for 1–2 hop GraphSAGE. By eliminating block materialization and extra launches, FuseSampleAgg reduces memory traffic and overhead while preserving GraphSAGE-mean semantics via saved-index replay. Across Reddit, ogbn-arxiv, and ogbn-products [8,6] (batch size 1024, AMP), we observe step-time speedups up to $51\times$ (ogbn-products), $\approx 4\times$ (Reddit, 10–10/15–10), and $\sim 3.3\times$ (ogbn-arxiv at larger fanouts), with peak VRAM reductions up to $100\times/36\times/\sim 3.5\times$, respectively. The operator is deterministic, integrates with standard PyTorch optimizers, and ships with scripts that reproduce all tables and figures from CSV logs.¹

Keywords: Graph neural networks · neighbor sampling · CUDA · GraphSAGE · GNN systems

1 Introduction

Modern social computing relies on learning over massive graphs—e.g., user–item interactions, social ties, and citation networks—where Graph Neural Networks (GNNs) such as GraphSAGE have become standard [7]. In practice, large-scale training adopts mini-batch *neighbor sampling*: for each batch of seed nodes, a framework samples k_1 first-hop and k_2 second-hop neighbors, materializes a subgraph (or “blocks”), and then runs aggregation layers on the resulting tensors. While widely used, this pipeline incurs two systemic costs: (i) **intermediate materialization** (indices, blocks, temporary features) that inflates peak GPU memory and stresses allocator fragmentation; and (ii) **multi-kernel overheads** (gathers, scatters, sparse ops) that limit step-time, especially under mixed precision [12].

We propose FuseSampleAgg, a fused CUDA operator that *jointly* performs sampling and mean aggregation for GraphSAGE in one pass. Given a CSR graph, features, and a frontier of seed nodes, the operator draws neighbors (uniform without replacement), computes per-seed means, and returns the aggregated features directly to the training loop. A two-hop variant applies the same idea with per-hop fanouts (k_1, k_2) . Optional saving of sampled indices enables deterministic

¹ Code and scripts: <https://github.com/SV25-22/FuseSampleAgg>

replay in the backward pass. By avoiding block construction and collapsing multiple gathers into a single fused pass, FuseSampleAgg cuts peak memory and reduces launch and synchronization overheads.

Empirically, on Reddit, ogbn-arxiv, and ogbn-products with batch size 1024 and AMP enabled (three repeats; warmup and measurement separated), FuseSampleAgg achieves large improvements in both latency and memory: step-time speedups up to the multi- \times range and peak-memory drops up to $100\times$ (ogbn-products) and $36\times$ (Reddit), with consistent $\sim 3.5\times$ reductions on ogbn-arxiv. A PyTorch profiler breakdown attributes a sizable share of the baseline’s GPU time to gathers/copies and optimizer overhead; FuseSampleAgg reduces the former by eliminating intermediate materialization. All figures and tables are auto-generated from CSV logs for reproducibility.

Contributions.

1. A fused 1-hop/2-hop sampling+mean-aggregation CUDA operator with optional index replay for autograd and deterministic seeding.
2. A general benchmark harness comparing against DGL NeighborSampler with SAGEConv and a simple SAGE mean head, covering batch size, fanout, AMP, and edge-counting modes.
3. Comprehensive empirical results: throughput/latency, peak-memory tables and plots, and a profiler-based analysis of bottlenecks.
4. Reproducible artifacts: scripts that download data, run grids, and render figures/tables directly from CSV outputs.

2 Background and Related Work

Mini-batch GNN training and neighbor sampling. GraphSAGE popularized inductive, neighbor-sampling-based training for large graphs: for each batch of seeds, expand by fanouts (k_1, k_2) and aggregate (e.g., mean) [7]. Frameworks like PyTorch Geometric (PyG) and Deep Graph Library (DGL) [6,16] generalize this recipe via data loaders that produce per-layer blocks and message-passing layers (e.g., GSpMM) executed over those blocks [16]. While modular and widely adopted, this pipeline incurs peak-memory and launch overheads because sampled subgraphs, indices, and temporary tensors are *materialized* between sampling and aggregation.

Sampling systems. A line of systems work accelerates the *sampling* stage through CPU/GPU scheduling, partitioning, and caching (e.g., GPU-centric samplers, in-memory CSR/CSC, pipelined overlaps). Representative examples include NextDoor, GNNAdvisor, GraphBolt, fuseGNN, and TCGNN [9,17,5,3,10]. These methods typically return sampled neighborhoods (or blocks) to the framework, which then applies standard aggregation layers. As such, they improve sampler throughput but still pay the materialization and gather/scatter costs during aggregation.

Fused kernels for message passing. Frameworks also provide *post-materialization* fusion—e.g., fusing message and reduce within GSpMM over already-constructed blocks and via fused operators such as CuGraphSAGEConv in PyG [16,14]—to cut kernel counts during aggregation.

Bridge to our contribution (fusion boundary). Putting the strands together: fast samplers optimize extraction *before* aggregation, and fused message-passing kernels optimize aggregation *after* a block is built. FuseSampleAgg moves the fusion boundary one stage earlier by *jointly* performing *sampling* and *mean aggregation before* any block exists. The operator emits aggregated features directly (with optional saved-index replay for exact backward), thereby removing block tensors and intermediate feature gathers that both classes of prior work still incur. This pre-block fusion explains the peak-memory and step-time gains reported in Sec. 6, and it is complementary to the above systems (e.g., a fast sampler can still determine seed/frontier order, while FuseSampleAgg eliminates the sampler→materialize→aggregate gap).

Algorithmic sampling. Orthogonal to systems-level acceleration, algorithmic approaches modify the sampling *policy* or estimator variance (e.g., importance or subgraph sampling in FastGCN, LADIES, GraphSAINT, ClusterGCN) [2,19,18,4]. FuseSampleAgg leaves the policy unchanged and instead fuses the sampling *stage* with mean aggregation, avoiding intermediate materialization.

Scope. We target GraphSAGE with mean aggregation for 1–2 hops. The idea extends to other reduction-type aggregators; attention/edge-weighted variants are orthogonal and left to future work.

3 Method

3.1 Fused 1-hop

Forward. Given CSR (`rowptr`, `col`), features $X \in \mathbb{R}^{N \times D}$, and a frontier of B seeds, we map one *warp per seed*. For each seed u , we draw up to k neighbors uniformly without replacement. If $\deg(u) \leq k$ we take all neighbors; otherwise we use a lightweight reservoir sampler [15] driven by a splitmix/xorshift seed [1] derived from (`base_seed`, `warp_id`). Lanes accumulate a strided subset of the D feature dimensions and write a single $[B, D]$ output. When `save_indices` is on, we also emit `samples[B, k]` and `takes[B]`, padding unused slots with -1 .

Backward. Given upstream gradient $\partial\ell/\partial\hat{X}$, we replay saved indices and scatter by atomic adds: for $v \in N_k(u)$, $\partial\ell/\partial X_v[d] += \frac{1}{\max(1, \text{take}(u))} \partial\ell/\partial\hat{X}_u[d]$. Fanouts are small (e.g., 10–25), so contention is modest in practice.

Algorithm 1 FuseSampleAgg (1-hop) forward

Require: CSR (`rowptr`, `col`), features $X \in \mathbb{R}^{N \times D}$, seeds S ($|S|=B$), fanout k , `base_seed`, `save_indices`

```

1: for all  $u \in S$  in parallel (warp-per-seed) do
2:    $N(u) \leftarrow \text{col}[\text{rowptr}[u] : \text{rowptr}[u+1]]$ ,  $\text{deg} \leftarrow |N(u)|$ 
3:   if  $\text{deg} \leq k$  then
4:      $\text{samples} \leftarrow N(u)$ ;  $\text{take} \leftarrow \text{deg}$ 
5:   else
6:     reservoir-sample  $k$  indices from  $N(u)$  with xorshift64 (seeded by base_seed
       and warp id);  $\text{take} \leftarrow k$ 
7:   end if
8:   for  $d = \text{lane}$ ;  $d < D$ ;  $d += 32$  do
9:      $\text{acc} \leftarrow 0$ 
10:    for  $i = 1$  to  $\text{take}$  do
11:       $\text{acc} \leftarrow \text{acc} + X[\text{samples}[i], d]$ 
12:    end for
13:     $\hat{X}[u, d] \leftarrow \text{acc} / \max(1, \text{take})$ 
14:  end for
15:  if save_indices then
16:    write  $\text{samples}[u]$  padded with  $-1$  and  $\text{take}[u]$ 
17:  end if
18: end for
19: return  $\hat{X}$  (and optional indices)

```

3.2 Fused 2-hop

Design and sampling. We launch one *block per root* r and keep two small shared buffers: $U[k_1]$ for first-hop samples and $W[k_1, k_2]$ for second-hop samples. Sampling is uniform without replacement, deterministic via splitmix-derived seeds that depend on (`base_seed`, r , hop, index). Invalid entries are padded with -1 ; optional tensors `s1` and `s2` store the chosen IDs.

Aggregation and backward. For each feature d we compute $\hat{X}_r[d] = \frac{1}{k_1} \sum_{u \in U} \frac{1}{k_2} \sum_{w \in W(u)} X_w[d]$, skipping -1 entries. The backward replays (`s1`, `s2`) and scatters with weight $1/(k_1 k_2)$. If `save_indices` is disabled, the autograd path returns zeros for X (used only in forward-profiling).

Algorithm 2 FuseSampleAgg (2-hop) forward

Require: CSR (rowptr, col), $X \in \mathbb{R}^{N \times D}$, roots R , fanouts (k_1, k_2) , **base_seed**, **save_indices**

- 1: **for all** $r \in R$ **in parallel** (block-per-root) **do**
- 2: $U \leftarrow$ sample up to k_1 neighbors of r (no replacement; seed from **base_seed**, r)
- 3: **for all** $u \in U$ valid **do**
- 4: $W[u] \leftarrow$ sample up to k_2 neighbors of u (seed from **base_seed**, r , u -index)
- 5: **end for**
- 6: **for** d in thread-strided $[0..D)$ **do**
- 7: $acc \leftarrow 0$; $k_1^{\text{eff}} \leftarrow \max(1, |U_{\text{valid}}|)$
- 8: **for all** $u \in U$ valid **do**
- 9: $acc2 \leftarrow 0$; $k_2^{\text{eff}}(u) \leftarrow \max(1, |W[u]_{\text{valid}}|)$
- 10: **for all** $w \in W[u]$ valid **do**
- 11: $acc2 \leftarrow acc2 + X[w, d]$
- 12: **end for**
- 13: $acc \leftarrow acc + (acc2 / k_2^{\text{eff}}(u))$
- 14: **end for**
- 15: $\hat{X}[r, d] \leftarrow acc / k_1^{\text{eff}}$
- 16: **end for**
- 17: **if** **save_indices** **then**
- 18: write $s1[r] = U$ and $s2[r] = W$ (padded with -1)
- 19: **end if**
- 20: **end for**
- 21: **return** \hat{X} (and optional indices)

3.3 Autograd and Determinism

Saved indices. Both 1-hop and 2-hop support a **save_indices** mode that records sampled node IDs (and per-seed counts) during the forward and reuses them in backward to reproduce GraphSAGE mean semantics exactly.

Determinism. A **base_seed** controls splitmix/xorshift RNG; given identical inputs and frontier order, sampling is bitwise deterministic. Index tensors are padded with -1 so control flow remains branch-free across threads.

4 Implementation (summary)

We accept contiguous CSR (**int32**) and contiguous features; the 2-hop kernel dispatches on **float16/bfloat16/float32**, while 1-hop uses **float32**. Parallel mapping is warp-per-seed (1-hop) and block-per-root (2-hop) with small shared buffers. Autograd uses the saved-indices path from §3.3. The operator is packaged as a PyTorch CUDA extension with bindings for forward/backward; no block tensors are materialized.

Complexity summary. Let B be the batch size and D the feature width.

- **1-hop:** $\Theta(B k D)$ feature loads + $\Theta(B D)$ writes; no block tensors.
- **2-hop:** $\Theta(B k_1 k_2 D)$ loads + $\Theta(B D)$ writes; no block tensors.

Compared to block-based baselines (sampler \rightarrow materialize \rightarrow aggregate), FuseSampleAgg reduces (i) launches touching the sampled neighborhood and (ii) peak memory by eliminating intermediate blocks and gathered feature copies.

5 Experimental Setup

Datasets. We evaluate on three standard node-classification benchmarks: Reddit, ogbn-arxiv, and ogbn-products [8,6]. For Reddit we use the built-in train/val/test boolean masks. For OGB datasets we use the official splits returned by `PygNodePropPredDataset` [8]. Following common practice, all graphs are made undirected before training. Node features are kept in FP32 and labels are `int64`.

Hardware/Software. All experiments were executed on a Linux server equipped with $8 \times$ **NVIDIA A800-SXM4-40GB** GPUs (39.6 GiB each) with driver **535.183.06**. Unless otherwise noted, we use a **single GPU**. We use the **CUDA toolkit 12.4** (nvcc V12.4.131) and **PyTorch 2.4.0+cu121** [13] (CUDA 12.1 build) with **cuDNN 9.1.0**. Our GNN stacks are **DGL 2.4.0+cu121** and **PyG 2.6.1**. Unless otherwise noted, training uses automatic mixed precision (AMP) for the MLP/head; the fused operator runs in FP32 for 1-hop and in the native tensor dtype for 2-hop. **Model/Optimizer.** For the DGL baseline we use two

SAGEConv (mean) layers. For FuseSampleAgg we use the fused sampler + mean aggregator (1- or 2-hop) followed by a light SAGE-style head. Hidden size is 256 in all runs. We optimize with AdamW [11] ($\text{lr}=3 \times 10^{-3}$, $\text{weight decay}=5 \times 10^{-4}$).

Configurations. We sweep GraphSAGE fanouts $\{10\text{-}10, 15\text{-}10, 25\text{-}10\}$ and batch sizes $\{512, 1024\}$ with AMP on/off. Each configuration is run with **steps=30** timed iterations after **warmup=5**. We repeat every (dataset, fanout, batch, AMP, variant) triple three times with seeds $\{42, 43, 44\}$ and report the median across repeats. Per-step timings include forward, backward, and optimizer step; we synchronize before/after every timed step.

Loaders and fairness knobs. For DGL we build a `dgl.graph` from the CSR on device and use `dgl.data.loading.NeighborSampler` with two fanouts, `idtype=int32`, `num_workers=0`, and `use_prefetch_thread=false` to avoid hidden background threads. For FuseSampleAgg we iterate shuffled seed indices on GPU and call the fused kernel directly. Both paths train only on the seed nodes of each batch (first B outputs).

Memory measurement. Peak GPU memory is measured during the timed loop. If NVML is available we record the *delta* from the start of measurement using a custom NVTX-synchronized meter; otherwise we fall back to `torch.cuda.max_memory_allocated()`. We report medians across three repeats.

Reproducibility. All results are produced by `scripts/bench_grid.py`, which emits a single CSV (`results/bench.csv`). Figures and tables in this paper are generated from that CSV by small analysis scripts (e.g., `tools/plot_peak_mem.py`).

Metrics. We report wall-clock *step time* (forward+backward+optimizer; with explicit synchronization) as our primary metric. We additionally report *sampler-pairs/s*, i.e., the number of sampled (seed, neighbor) pairs processed per second. Note this differs from DGL’s “block edges/s”, which may de-duplicate edges across seeds. Because the unit of work differs, sampler-pairs/s speedups can exceed step-time speedups; step time remains our ground-truth end-to-end efficiency metric.

Command to reproduce. As a reference, the grid used for this paper is:

```
CUDA_VISIBLE_DEVICES=<gpu> \
python scripts/bench_grid.py \
  --out results/bench.csv \
  --datasets reddit ogbn-arxiv ogbn-products \
  --fanouts "10_10" "15_10" "25_10" \
  --batches 512 1024 \
  --amp_mode on \
  --steps 30 --warmup 5 --repeats 3 \
  --data_root data --peak_mem
```

The script automatically runs both variants (`dgl` and `fsa`) per configuration and logs the median step time, nodes/sec, edges/sec, and peak memory.

6 Results

6.1 Throughput and Latency

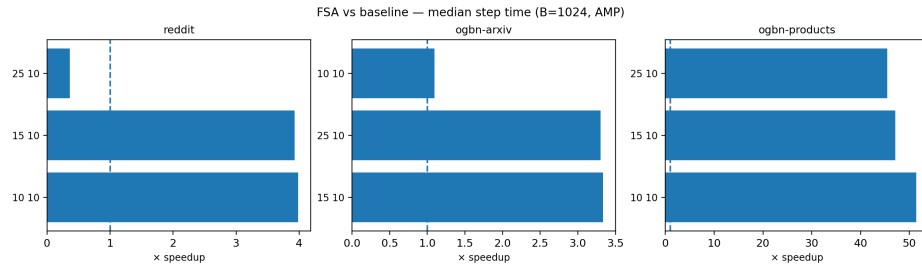


Fig. 1. Median step-time speedup of FuseSampleAgg over the best baseline for $B=1024$, $AMP=on$. Each panel is a dataset; bars vary fanout. The dashed line marks parity ($1.0\times$). Higher is better. *Call-out:* On Reddit at 25–10, FuseSampleAgg is slower, consistent with profiler evidence of higher atomic contention and weaker cache locality at that fanout.

Table 1. Step time and sampled-pairs/s: DGL \rightarrow FuseSampleAgg at B=1024, AMP on. Medians over 3 runs; higher speedup is better. *Step time is the primary end-to-end metric.* Throughput counts sampled (seed, neighbor) pairs (unit differs from DGL’s block edges/s).

Note: All timings include optimizer steps and explicit device synchronizations.

Dataset	Fanout	Step (ms)	Speedup	Sampled-pairs/s	Speedup
ogbn-arxiv	10-10	56.91 \rightarrow 51.91	1.10	1 093 078 \rightarrow 2 154 574	1.97
ogbn-arxiv	15-10	7.48 \rightarrow 2.25	3.33	8 515 426 \rightarrow 67 407 388	7.92
ogbn-arxiv	25-10	7.67 \rightarrow 2.32	3.30	10 411 818 \rightarrow 109 591 246	10.53
ogbn-products	10-10	86.88 \rightarrow 1.69	51.39	1 340 180 \rightarrow 66 523 007	49.64
ogbn-products	15-10	9.00 \rightarrow 1.75	5.15	17 798 319 \rightarrow 96 727 336	5.43
ogbn-products	25-10	87.09 \rightarrow 1.92	45.44	3 057 862 \rightarrow 147 008 588	48.08
reddit	10-10	14.74 \rightarrow 3.70	3.99	7 327 830 \rightarrow 30 416 179	4.15
reddit	15-10	16.40 \rightarrow 4.18	3.92	9 183 071 \rightarrow 40 347 158	4.39
reddit	25-10	19.45 \rightarrow 53.84	0.36	6 145 286 \rightarrow 5 186 657	0.84

At Reddit 25–10, step time worsens due to backprop atomic contention and weaker feature-cache locality at that fanout; our fusion concentrates work into fewer, heavier kernels, which can magnify that effect at high (k_1, k_2) .

6.2 Batch-size scaling

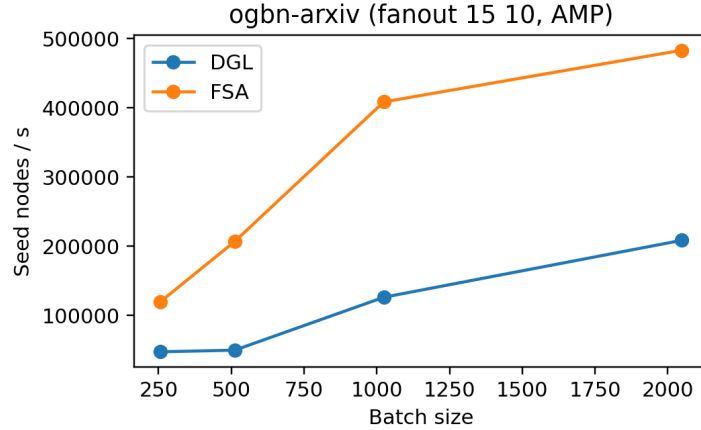


Fig. 2. Throughput scaling with batch size on ogbn-products (fanout 15-10, AMP=on). FuseSampleAgg scales better with larger batches than the baseline (higher is better).

6.3 Effect of fanout

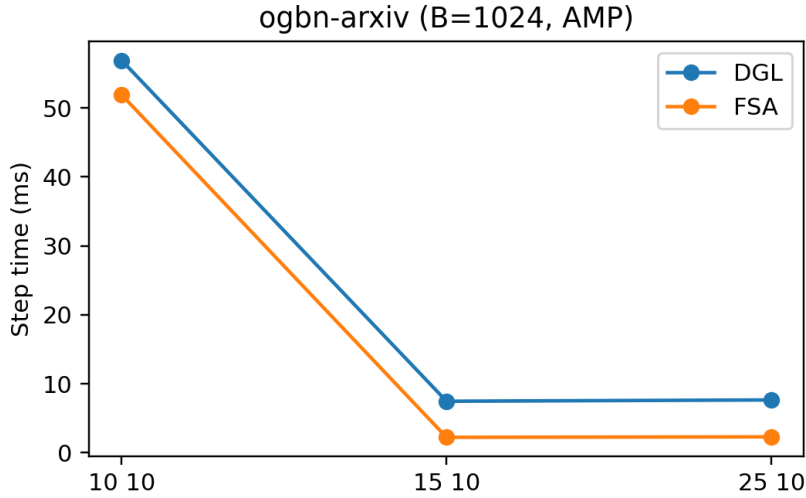


Fig. 3. Median step time vs. fanout on ogbn-arxiv ($B=1024$, AMP=on). Larger fanouts amplify FuseSampleAgg’s advantage (lower is better).

6.4 Ablations

We ablate the two most impactful knobs for mini-batch GNN training. (i) **Batch size:** Fig. 2 shows that FuseSampleAgg sustains higher throughput as B increases, enabling larger mini-batches before hitting memory limits. (ii) **Fanout:** Fig. 3 shows that increasing (k_1, k_2) amplifies FuseSampleAgg’s advantage because it avoids materializing enlarged blocks. Other knobs (AMP on/off, 1-hop vs. 2-hop, and saving replay indices) were held fixed in our main grid; we did not observe any qualitative reversals and leave a full sweep to future work.

6.5 Memory footprint

Table 2. Peak GPU memory (MB) for 2-hop SAGE training (batch=1024, AMP on). Values are medians over 3 runs; peaks measured during the timed loop. Arrow shows **DGL** \rightarrow **FSA**.

Dataset	Fanout	Peak MB (DGL \rightarrow FSA)	Ratio
ogbn-arxiv	10-10	166 \rightarrow	48 3.44
ogbn-arxiv	15-10	168 \rightarrow	48 3.48
ogbn-arxiv	25-10	170 \rightarrow	48 3.52
ogbn-products	10-10	5050 \rightarrow	50 100.4
ogbn-products	15-10	5052 \rightarrow	50 100.4
ogbn-products	25-10	5042 \rightarrow	50 100.2
reddit	10-10	4696 \rightarrow	130 36.12
reddit	15-10	4700 \rightarrow	130 36.15
reddit	25-10	4702 \rightarrow	130 36.17

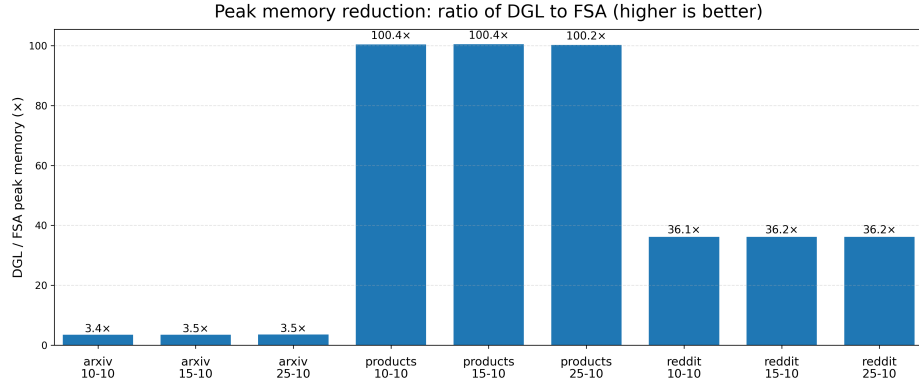


Fig. 4. Peak memory reduction: ratio of DGL to FSA (higher is better). Batch size = 1024, AMP on. Values are medians over 3 runs; peaks measured during the timed loop.

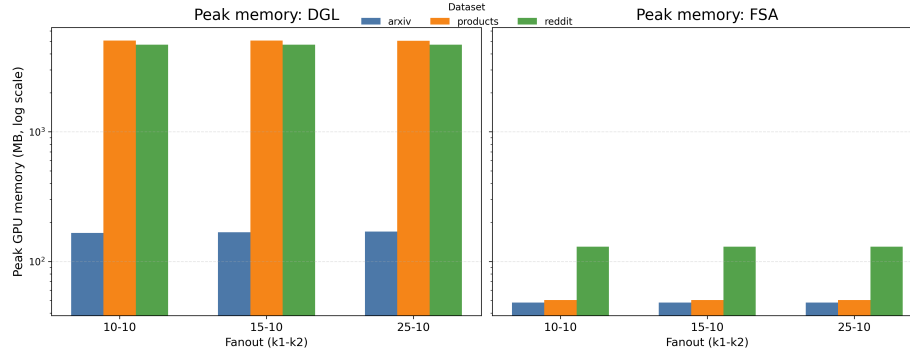


Fig. 5. Absolute peak GPU memory (MB) on a log scale for DGL (left) and FSA (right) across fanouts (batch=1024, AMP on). Same runs as Fig. 4.

7 Profiling

PyTorch Profiler (CUDA activities; one steady-state step, AMP on) on ogbn-products with batch=1024 and fanout=15–10. Top exclusive CUDA time contributors: AdamW update (50.5

Table 3. PyTorch Profiler (CUDA, exclusive time) for DGL baseline on ogbn-products, B=1024, fanout=15–10, AMP on. Self CUDA % sums to $\approx 100\%$.

Operator (short name)	Self CUDA %	Self CUDA (μ s)	#Calls
Optimizer.step#AdamW.step	50.53	966.2	1
aten::copy_	10.17	194.4	21
aten::index	8.63	165.1	2
aten::mm (GEMM)	8.12	155.2	8
unrolled_elementwise	7.63	145.9	11
GSpMM / SpMMCSRKernel	4.20	80.4	3
nll_loss_forward	1.61	30.7	1
reduce_kernel	1.46	27.9	1

8 Threats to Validity

Our DGL baselines use `num_workers=0` and `use_prefetch_thread=false` to avoid hidden host concurrency and isolate device-side effects (materialization and kernel launches). Alternative configurations (e.g., multi-worker dataloaders, background prefetch) can overlap host work and *increase* baseline throughput at the cost of additional host memory/threads and potential scheduling noise. We fixed these knobs to keep comparisons reproducible and device-focused; absolute gaps may narrow under aggressive host overlap.

We treat wall-clock *step time* (forward+backward+optimizer; explicit synchronization) as the primary end-to-end metric. The auxiliary *sampled-pairs/s* differs from DGL’s “block edges/s” (which may de-duplicate edges across seeds), so throughput speedups can exceed step-time speedups. All graphs are made undirected for comparability; we train on a single GPU and do not evaluate multi-GPU overlap or pipeline parallelism.

Peak memory is measured within the timed region using an NVTX-gated window with NVML deltas (or `torch.cuda.max_memory_allocated()` as a fallback). These choices minimize, but cannot fully eliminate, allocator and context-switch artifacts. Finally, the Reddit 25–10 configuration exhibits lower speedup due to increased atomic contention and cache locality effects; we view kernel tiling/warp-local accumulation as orthogonal optimizations left for future work. **Scope of baselines.** We intentionally fix a device-side DGL baseline without host-side overlap to isolate the sampler→materialize→aggregate cost. Systems that (i) fuse *post*-materialization message passing, (ii) overlap CPU sampling and GPU training with host workers, or (iii) maintain feature caches are complementary. They do not remove block materialization and gathered-feature copies that FuseSampleAgg eliminates; a full orthogonal-composition study is left to future work.

9 Discussion

FuseSampleAgg trades generality for performance. By fusing uniform neighbor sampling and mean aggregation, we intentionally narrow the design space: (i) the current operator implements *mean* aggregation only, without attention, weighting, or per-edge transforms; (ii) it supports 1–2 hops with fixed fanouts, rather than arbitrary message-passing schedules; and (iii) its backward relies on saved indices for exact gradient replay, which slightly increases bookkeeping when `save_indices` is enabled. These choices are consistent with common GraphSAGE training at scale, but they limit plug-and-play flexibility for architectures that require, e.g., edge attributes, degree normalization beyond simple means, or attention scores. From a systems perspective, fusion also concentrates work into fewer, heavier kernels; while this removes launch overhead and intermediate tensors, it can increase atomic contention in the backward for extremely skewed degree distributions and very large feature widths. In our settings (fanouts 10–25, $D=256$) we did not observe instability, but pathological hubs or $D \gg 512$ may

benefit from simple mitigations (e.g., warp-local accumulation before atomics or feature tiling).

Portability is good but not universal. The operator assumes contiguous CSR (`int32`) and contiguous features; it integrates with PyTorch Autograd and can be called from DGL/PyG training loops, but it is not yet packaged as a first-class DGL/PyG layer. Mixed precision is supported in the surrounding MLPs; the fused 2-hop path dispatches on the input tensor dtype (FP16/BF16/FP32), whereas the 1-hop path currently uses FP32 for numerical simplicity. Multi-GPU training is orthogonal: FuseSampleAgg runs per device and can be used inside data-parallel or model-parallel schemes, but we do not fuse across devices or overlap host-side sampling with device aggregation. Finally, our measurements focus on steady-state training; inference-time layer-wise evaluation (full-neighbor aggregation) is supported via the baselines, not by the fused op.

Future work includes (i) **weighted/importance sampling** and degree-aware sampling policies, which can reuse our index-save/replay path and simply change the per-edge contribution in the fused reduction; (ii) **richer aggregators**, such as max/mean-combine or simple attention with fixed-form coefficients, provided we keep the kernel’s memory footprint bounded; (iii) **edge attributes** (e.g., learnable scalars) via an optional edge-value array that is read alongside features; and (iv) **library integration**, exposing FuseSampleAgg as a backend for DGL/PyG (or wiring it through cuGraph-ops) so users can opt into fusion without changing model code. We also plan to explore kernel autotuning over block sizes and feature tiling, and to add a streaming mode that overlaps feature reads with sampling for high-degree tails.

10 Conclusion

We presented FuseSampleAgg, a fused CUDA operator that eliminates the sampler→materialize→aggregate gap in mini-batch GraphSAGE. By drawing neighbors and computing per-seed means in a single kernel (with exact gradient replay via saved indices), FuseSampleAgg reduces peak GPU memory by large factors (up to $100\times$ on ogbn-products, $36\times$ on Reddit, and $\sim 3.5\times$ on ogbn-arxiv) and improves end-to-end step time by multiple \times at batch size 1024 with AMP enabled. The operator is small, deterministic, and integrates into standard PyTorch training loops; all tables and figures are reproducible from CSV logs with our released scripts. For social computing workloads that are graph-centric and training-bound, these gains translate into larger viable batches/fanouts and faster iteration. We believe the fusion boundary explored here—bridging sampling and aggregation—offers a practical path to more memory-efficient, higher-throughput GNN training, and we hope our open implementation catalyzes broader integration and extensions (weighted sampling, richer aggregators, and library backends) in future work.

Artifacts. Scripts and exact commands are provided; all figures/tables are auto-generated from CSV outputs.

References

1. Blackman, D., Vigna, S.: Scrambled linear pseudorandom number generators. *ACM Transactions on Mathematical Software* **47**(4), 64:1–64:32 (2021). <https://doi.org/10.1145/3460772>
2. Chen, J., Ma, T., Xiao, C.: Fastgcn: Fast learning with graph convolutional networks via importance sampling. In: *International Conference on Learning Representations (ICLR)* (2018), <https://arxiv.org/abs/1801.10247>
3. Chen, X., Yan, M., et al.: fusegcn: Accelerating graph convolutional neural network training on gpgpu. In: *ACM Symposium on High-Performance Parallel and Distributed Computing (HPDC)* (2021)
4. Chiang, W.L., Liu, X., Si, S., Li, Y., Bengio, S., Hsieh, C.J.: Cluster-gcn: An efficient algorithm for training deep and large graph convolutional networks. In: *ACM SIGKDD Conference on Knowledge Discovery and Data Mining (KDD)* (2019). <https://doi.org/10.1145/3292500.3330925>
5. DGL Team: Graphbolt: High-throughput dgl dataloading and sampling for gnn. Project documentation / arXiv preprint (2024), https://www.dgl.ai/dgl_docs/api/python/dgl.graphbolt.html
6. Fey, M., Lenssen, J.E.: Pytorch geometric: A library for graph deep learning. In: *ICLR Workshop on Representation Learning on Graphs and Manifolds* (2019), arXiv:1903.02428
7. Hamilton, W.L., Ying, R., Leskovec, J.: Inductive representation learning on large graphs. In: *Advances in Neural Information Processing Systems (NeurIPS)* (2017)
8. Hu, W., Fey, M., Zitnik, M., Dong, Y., Ren, H., Liu, B., Catasta, M., Leskovec, J.: Open graph benchmark: Datasets for machine learning on graphs. In: *Advances in Neural Information Processing Systems (NeurIPS)* (2020)
9. Jangda, A., Kamburugamuve, S., Sergey, I., Guha, A.: Accelerating graph sampling for graph machine learning with nextdoor. In: *European Conference on Computer Systems (EuroSys)* (2021). <https://doi.org/10.1145/3447786.3456244>
10. Kao, S.C., Sukumaran-Rajam, A., Ramakrishnan, L., Li, A., Krishnamoorthy, S., et al.: Tc-gnn: Bridging sparse GNNs and dense tensor cores on gpus. In: *HPDC* (2023). <https://doi.org/10.1145/3588195.3592999>, <https://dl.acm.org/doi/10.1145/3588195.3592999>
11. Loshchilov, I., Hutter, F.: Decoupled weight decay regularization. In: *International Conference on Learning Representations (ICLR)* (2019), arXiv:1711.05101
12. Micikevicius, P., Narang, S., Alben, J., Diamos, G., Elsen, E., Garcia, D., Ginsburg, B., Houston, M., Kuchaiev, O., Venkatesh, G., Wu, H.: Mixed precision training. In: *International Conference on Learning Representations (ICLR)* (2018)
13. Paszke, A., Gross, S., Massa, F., Lerer, A., Bradbury, J., Chanan, G., Killeen, T., Lin, Z., Gimelshein, N., Antiga, L., et al.: Pytorch: An imperative style, high-performance deep learning library. In: *Advances in Neural Information Processing Systems (NeurIPS)* (2019)
14. PyTorch Geometric: Cugraphsageconv: fused graphsage operator via cugraph-ops in pytorch geometric. Documentation (2024), https://pytorch-geometric.readthedocs.io/en/latest/generated/torch_geometric.nn.conv.CuGraphSAGEConv.html
15. Vitter, J.S.: Random sampling with a reservoir. *ACM Transactions on Mathematical Software* **11**(1), 37–57 (1985). <https://doi.org/10.1145/3147.3165>
16. Wang, M., Yu, L., Zheng, D., Gan, Q., Gai, Y., Ye, Z., Li, M., Zhou, J., Ma, C., et al.: Deep graph library: A graph-centric, highly-performant package for graph neural networks. arXiv preprint arXiv:1909.01315 (2019)

17. Wang, Y., Feng, B., Li, G., Li, S., Deng, L., Xie, Y., Ding, Y.: Gnnadvisor: An adaptive and efficient runtime system for gnn acceleration on gpus. In: USENIX Symposium on Operating Systems Design and Implementation (OSDI) (2021), <https://www.usenix.org/conference/osdi21/presentation/wang-yuke>
18. Zeng, H., Zhou, H., Srivastava, A., Kannan, R., Prasanna, V.: Graphsaint: Graph sampling based inductive learning method. In: International Conference on Learning Representations (ICLR) (2020), <https://arxiv.org/abs/1907.04931>
19. Zou, D., Hu, Z., Wang, Y., Jiang, S., Sun, Y., Gu, Q.: Layer-dependent importance sampling for training deep and large graph convolutional networks. In: Advances in Neural Information Processing Systems (NeurIPS) (2019)