

# Topological transitions in swarmalators systems

Patrick Louodop,<sup>1,2</sup> Michael N. Jipdi,<sup>3,4</sup> Gael R. Simo,<sup>2,5</sup> Steve J. Kongni,<sup>6,2</sup> Carmel Lambu,<sup>1,2</sup> Thierry Njougouo,<sup>2,7</sup> Pablo D. Mininni,<sup>8</sup> Kevin O’Keeffe,<sup>9</sup> and Hilda A. Cerdeira<sup>10</sup>

<sup>1</sup>*Research Unit Condensed Matter, Electronics and Signal Processing,  
University of Dschang, P.O Box 67 Dschang, Cameroon.*

<sup>2</sup>*MoCLiS Research Group, Dschang, Cameroon.*

<sup>3</sup>*Quantum materials and Computing Group (QMaCG),  
Cameroon P.O. Box 70, Bamili-Bamenda, Northwest Region, Cameroon.*

<sup>4</sup>*Department of Physics, Higher Teachers’ Training College,  
University of Bamenda, P.O. BOX: 11 Bamenda, Cameroon.*

<sup>5</sup>*Laboratory of Electrotechnics, Automatics and Energy, Higher Technical Teachers,  
Training College (ENSET) of Ebolowa, University of Ebolowa, Cameroon*

<sup>6</sup>*Centre for Audio, Acoustics and Vibration, Faculty of Engineering and IT,  
University of Technology Sydney, Sydney 2007, Australia*

<sup>7</sup>*IMT School for Advanced Studies Lucca, Lucca, Italy*

<sup>8</sup>*Universidad de Buenos Aires, Facultad de Ciencias Exactas y Naturales,  
Departamento de Física, Ciudad Universitaria, 1428 Buenos Aires,  
Argentina and CONICET- Universidad de Buenos Aires,  
Instituto de Física Interdisciplinaria y Aplicada (INFINA),  
Ciudad Universitaria, 1428 Buenos Aires, Argentina*

<sup>9</sup>*Starling Research Institute, Seattle, USA*

<sup>10</sup>*São Paulo State University (UNESP), Instituto de Física Teórica,  
Rua Dr. Bento Teobaldo Ferraz 271, Bloco II, Barra Funda, 01140-070 São Paulo, Brazil.  
Epistemic, Gomez & Gomez Ltda. ME, Rua Paulo Franco 520, Vila Leopoldina, 05305-031 São Paulo, Brazil  
(Dated: November 18, 2025)*

After its development, the swarmalators model attracted a great deal of attention since it was found to be very suitable to reproduce several behaviors in collective dynamics. However, few works explain the transitions that are observed while varying system parameters. In this letter, we demonstrate that the changes observed in swarmalator dynamics are governed by changes in the system’s topology. To provide a deeper understanding of these changes, we present a topological framework for the swarmalator system and determine the topological charge  $Q$  and the helicity  $\gamma$  of the corresponding topology. Investigations on synchronization and transition to synchronization are studied using this topological charge and the variance of the helicity.

Collective dynamics has been among the most prominent and discussed topics during the last decades [1–5]. To construct models that can reproduce real-life motions with fidelity, various investigations were reported during these years and applied to different problems [5–8]. Within them, one can recall neuronal systems [3, 4, 9, 10], prey-predators systems [7, 8, 11–13], mobile systems [14–18] and more recently swarmalators [19–21]. In these studies, several behaviors have been found and linked to real phenomena such as coherent and incoherent dynamics [19], chimera states [22–25], and the most investigated, which is synchronization [26–31]. Synchronization is a fundamental phenomenon with significant implications across all fields of science [26–31]. In the case of networks, it is one of the core phenomena leading to the emergence of collective behavior [32].

Introducing swarmalators in 2017, O’Keeffe et al. [19] proposed a powerful tool to study collective motions and found several dynamical states, within which the basics are: (1) Static async, where the nodes are static in space with incoherent phases, (2) the static phase wave, where the phases rotate, (3) the splintered phase wave, where in addition to phase rotation the particles are spatially regrouped in clusters of identical phases, and (4) static

sync, where the nodes are static in space and synchronize in phase (for more details, see Refs. [19–21, 33–36]). Several studies have been conducted on swarmalators, considering various situations such as pairwise and high-order interactions [34], or delayed interactions [37], among others [38, 39].

Transitions to phase synchronization are typically examined using a Kuramoto-like order parameter (see Refs. [19, 33, 35, 36], where explosive and second-order phase transitions are reported). However, questions about the mechanism responsible for such transitions and their possible existence in other contexts remain unanswered. In this work, we demonstrate that the topology of the swarmalators is responsible for the dynamical changes leading to the transitions and synchronization. In particular, we propose a topological framework for swarmalator dynamics in the context of single- and double-layer systems (see Refs. [35, 36]). We demonstrate that studying the system topology provides a comprehensive description of the transitions and routes to synchronization, allowing for careful analysis and characterization of the different regimes. The topological invariant  $Q$  (topological charge, or winding number), as well as the helicity variance, play the role of synchronization wit-

nesses; in particular, swarmalator textures are governed only by their winding number  $Q$  and helicity  $\gamma$ .

Let us consider a two-dimensional swarmalator model, in which each agent is described by a two spatial and a single internal variable [19, 36]:

$$\dot{X}_i = \frac{1}{N} \sum_{j \neq i} \left[ \frac{X_j - X_i}{|X_j - X_i|} (1 + J \cos(\theta_j - \theta_i)) - \frac{X_j - X_i}{|X_j - X_i|^2} \right], \quad (1)$$

$$\dot{\theta}_i = w_i + \frac{K}{N} \sum_{j \neq i} \frac{\sin(\theta_j - \theta_i)}{|X_j - X_i|}, \quad (2)$$

where  $K$  stands for the phase coupling,  $w_i$  are the natural phase frequencies of each element, and  $J$  is the attraction or repulsion between the particles.

The topological framework of the swarmalator system is based on the topological characteristics of the system and their implications for the emergence of global synchronization. To this end, we conduct an analysis of all swarmalators simultaneously, based on their respective internal variables,  $\theta_i$ . We associate each swarmalator with a Bloch sphere, onto which we project the dynamics onto the real plane  $(r, \theta)$ . Under this description, the unit vector that describes the orientations of the swarmalators in the real plane of the Bloch sphere reduces to  $(n_x = \cos(\theta_i), n_y = \sin(\theta_i))$ . This restricts our study to 2D topology, where we determine the topological invariants (the topological charges) which correspond to the winding number and the helicity. The winding number quantifies how the vector states of the elements rotate around a given singularity (vortex-like), and it is defined as follows (see Appendix):

$$Q = \frac{1}{2\pi} \oint_C n_x dy - n_y dx. \quad (3)$$

The sign of  $Q$  provides crucial information about the type of vortex identified— $Q = 1$  for vortex-like,  $Q = -1$  for anti-vortex-like, while  $Q = 0$  indicates a coherent state. On the other hand, the helicity  $\gamma$  quantifies the vortex chirality. It can also be interpreted as the angle of the vortex rotation relative to a fixed axis. For a defined vortex centered in  $(x_{0c}, y_{0c})$ , it can be defined as the reference angle for vortex rotation relatively to the radial axis  $\vec{e}_r = \cos(\phi)\vec{e}_x + \sin(\phi)\vec{e}_y$  where  $\phi = \arctan[(y - y_{0c})(x - x_{0c})]$ . Thus, for a defined topology, the helicity is defined as:

$$\gamma = \frac{\vec{n} \times \vec{e}_r}{\vec{n} \cdot \vec{e}_r}. \quad (4)$$

It is worth mentioning that the helicity variance is another crucial parameter that acts as a synchronization indicator. It is a measure of the disparity between the helicity of individual particles and the global helicity of the system. Complete synchronization is thus obtained when

both the winding number and the helicity variance vanish. Therefore, both charge and helicity variance behaviors are studied here to understand the system dynamics. Finally, in the study of swarmalators, the Hamiltonian-like energy function serves as a fundamental tool for analyzing phase transitions and synchronization phenomena. It provides a crucial quantitative basis for comparing results across different models and parameter regimes. The energy of the system can be approximated by [35, 36].

$$H = - \sum_{i \neq j}^N \frac{K_{ij}}{2N} \cos(\theta_i^m - \theta_j^m). \quad (5)$$

We first present an analysis of a system comprising  $N = 100$  swarmalators in a single layer. The system exhibits distinct phase transition behaviors depending on the distribution of the natural frequencies  $\omega_i$  [36]. A second-order transition emerges under a mixed frequency distribution:  $\omega_i = 0.005$  for  $i \leq 30$ ,  $\omega_i = 0.015$  for  $31 \leq i \leq 61$ , and randomly generated  $\omega_i$  for  $i \geq 62$  (see Fig. 1).

The dynamics of the key order parameters, the topological charge  $Q$  (red curve), the Hamiltonian energy  $H$  (blue curve), and the helicity variance  $V(\gamma)$  (green curve) are shown in Fig. 1(a) as functions of the coupling strength  $K$ . The system undergoes a behavioral shift at a critical coupling  $K_c$ , where the energy  $H = -K/2$  [36]. The sub-critical regime ( $K < K_c$ ), where the topological charge has  $|Q| = 1$ , indicates a persistent vortex-like structure (recall that winding number is 1 for vortices and  $-1$  for anti-vortices). This is visually confirmed by the heterogeneous helicity patterns in Figs. 1(b)–(d). The helicity variance varies irregularly but remains greater than zero, signifying a failure in the local alignment of swarmalator orientations, and the system's energy  $H$  remains constant at zero and is independent of  $K$ , denoting a stable, non-synchronized configuration. In fact, the constant value of  $H$  in Fig. 1(a) for  $K < K_c$  indicates that the system is in a stable or metastable state. Potential candidates for such states include topological phases, chimera states, synchronized states, or fragmented states. The behavior of the helicity variance with values significantly larger than zero confirms that the state is non-synchronized. Furthermore, the topological charge provides clear evidence of a topological phase. By combining these three analyses, we can conclude that the system is in a stable, non-synchronized configuration.

In the super-critical regime ( $K > K_c$ ), the system's energy progressively drops and remains at its theoretical minimum,  $H = -K/2$ , a value uniquely associated with a fully synchronized state. This progressive drop of the energy, which corresponds also to a progressive drop towards zero of the helicity variance, helps to identify the second order route to phase synchronization (this can be seen in Fig. 1(e), where  $Q = 0$  while  $V(\gamma) \neq 0$ ). The synchronized phase is finally reached through the collapse of both the topological charge and the helicity variance to zero. It represents a state of perfect synchronization with a trivial topology ( $Q = 0$  and  $V(\gamma) = 0$ ), as visualized

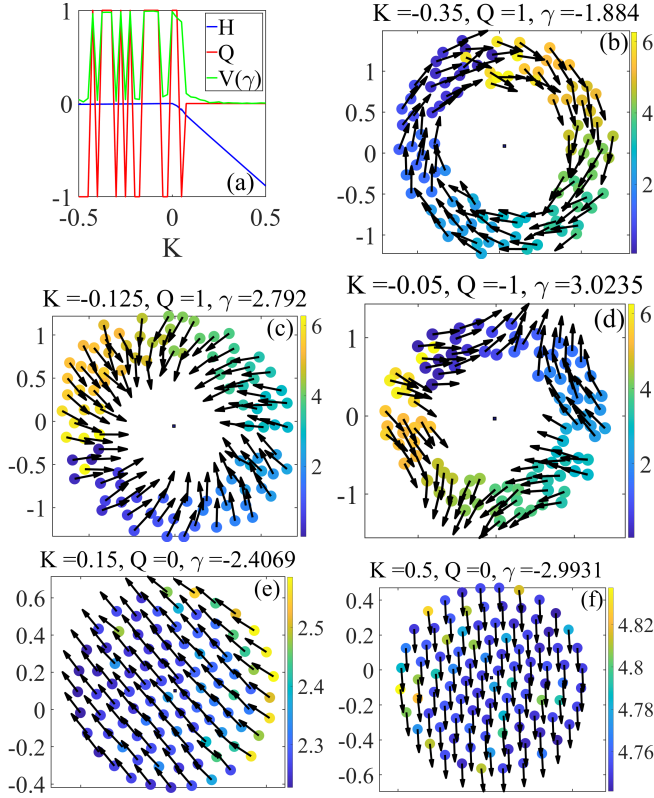


FIG. 1. Topological phase dynamics in the case of a second order transition corresponding to the regime of Fig. 10 in Ref. [36]. After reaching the critical coupling value, the topological charge is  $Q = 0$ , meaning that the particles start to be or already are in a coherent state. The progressive tendency towards zero of the helicity variance,  $V(\gamma)$ , is a hallmark of the second-order transition, and when it reaches a value of zero, all elements of the network are perfectly synchronized.

in Fig. 1(f). Thus, as  $K$  is varied, the system undergoes a topological phase transition, marked by the discontinuous switch of the topological charge  $|Q|$  from 1 to 0.

Next, we analyze a system comprising  $N = 400$  swarmalators in a two-layer network (200 elements per layer) with  $\omega_i = 0$  as in Ref. [35]. We focus our studies in the regime shown in Fig. 15 of this reference. It is observed that the system also exhibits a topological phase transition, characterized by the topological charge  $Q$  evolving from large values, undergoing oscillations, and eventually saturating at  $Q = 0$ , with  $\max\{|Q|\} = 4$ . We investigate this process by varying the inter-layer attractive coupling strength, which we denote by  $\sigma_a$ , with a step size  $\Delta\sigma_a = 0.005$ . The other parameters are fixed at a vision range of  $r_c = 0.75$ , intra-layer couplings  $J_m = 0.1$  and  $K_m = -0.1$  (for layer indices  $m = 1, 2$ ). Random initial conditions for positions  $X_i(0)$  and phases  $\theta_i(0)$  are uniformly generated from the intervals  $[-1, 1]$  and  $[-\pi, \pi]$ , respectively, where  $i$  denotes the node index.

This system undergoes a second-order phase transition, which can be divided into four distinct regimes (see Fig. 2(a)), which we discuss in order of increasing cou-

pling. *First regime:* A disordered multi-vortex regime ( $\sigma_a < \sigma_{a1} = 0.125$ ) characterized by low-coupling, where the inter-layer interaction is too weak to induce global order. The system's topology converges to a state resembling multiple vortices, analogous to a disordered, multi-clustered phase. Observations at the swarmalators boundary reveal groups of nodes rotating clockwise and counter-clockwise, as well as moving radially inward and outward. This phase juxtaposition results in a disordered texture and a topological charge with magnitude  $|Q| > 1$ . The pseudo-constant energy value in this phase suggests a metastable state (see Fig. 2(b)), which is justified by the fact that while the absolute value of the charge is  $|Q| > 1$  as in Fig. 2(b), the energy remains quasi-constant. *Second regime:* The coherent vortex-antivortex regime ( $\sigma_{a1} < \sigma_a < \sigma_{a2} = 0.65$ ), characterized by the intermediate coupling range where the system achieves a balance in which the energy drops and stabilizes at a new value, signaling a distinct phase. The swarmalators organize into a well-defined topological texture with  $|Q| = 1$ . The dynamics are characterized by irregular alternations between vortex-like (winding number +1) and anti-vortex-like (winding number -1) structures. The helicity dictates the swarmalators rotational direction, with a value of  $-\pi/2$  conditioning a counter-clockwise rotation and  $\pi/2$  a clockwise rotation (see Figs. 2(d)–(g)). The helicity variance, while fluctuating, remains significantly non-zero, indicating a lack of global orientational order. *Third regime:* An intermediate quasi-synchronized regime ( $\sigma_{a2} < \sigma_a < \sigma_{a3}$ ) where elements are coherent but not synchronized, that is  $Q = 0$  and  $V(\gamma) \neq 0$ , is obtained and defines the second order route to phase synchronization. This regime is shown on Fig. 2(h) where elements are only locally quasi-synchronized. *Fourth regime:* The synchronized trivial-topology regime ( $\sigma_a > \sigma_{a3}$ ) is characterized by the strong coupling limit, where the interaction is sufficient to fully reorganize the system. Both the topological charge and the helicity variance collapse to zero. This signifies the achievement of perfect synchronization with a trivial topology, as shown in Fig. 2(i). Again, as in the case with a single layer, the phase transitions are associated to topological changes.

Finally, in a third study, we modify the system of Eqs. (1) and (2) by introducing a delay in the phase dynamics as done in Ref. [37], with  $N = 200$  swarmalators and  $J = 0.1$ . First, we investigate the behaviors of the swarmalators for fixed  $K = -0.5$  as we vary the delay  $\tau$ . The system undergoes a phase transition when varying  $\tau$ , with the topological charge oscillating irregularly with  $\max\{|Q|\} = 8$  and finally decaying to zero as  $\tau$  increases, suggesting a topological phase transition (see Fig. 4(a)). In fact, the swarmalators move from the async state (AS) to the ring static state (RSS) through the boiling state (BS) while varying the delay  $\tau$  [37]. Considering the network texture, it seems that a central field organizes the nodes from the center to the border, whose effect increases with increasing  $\tau$  (see Figs. 3(b) to (e)). In the



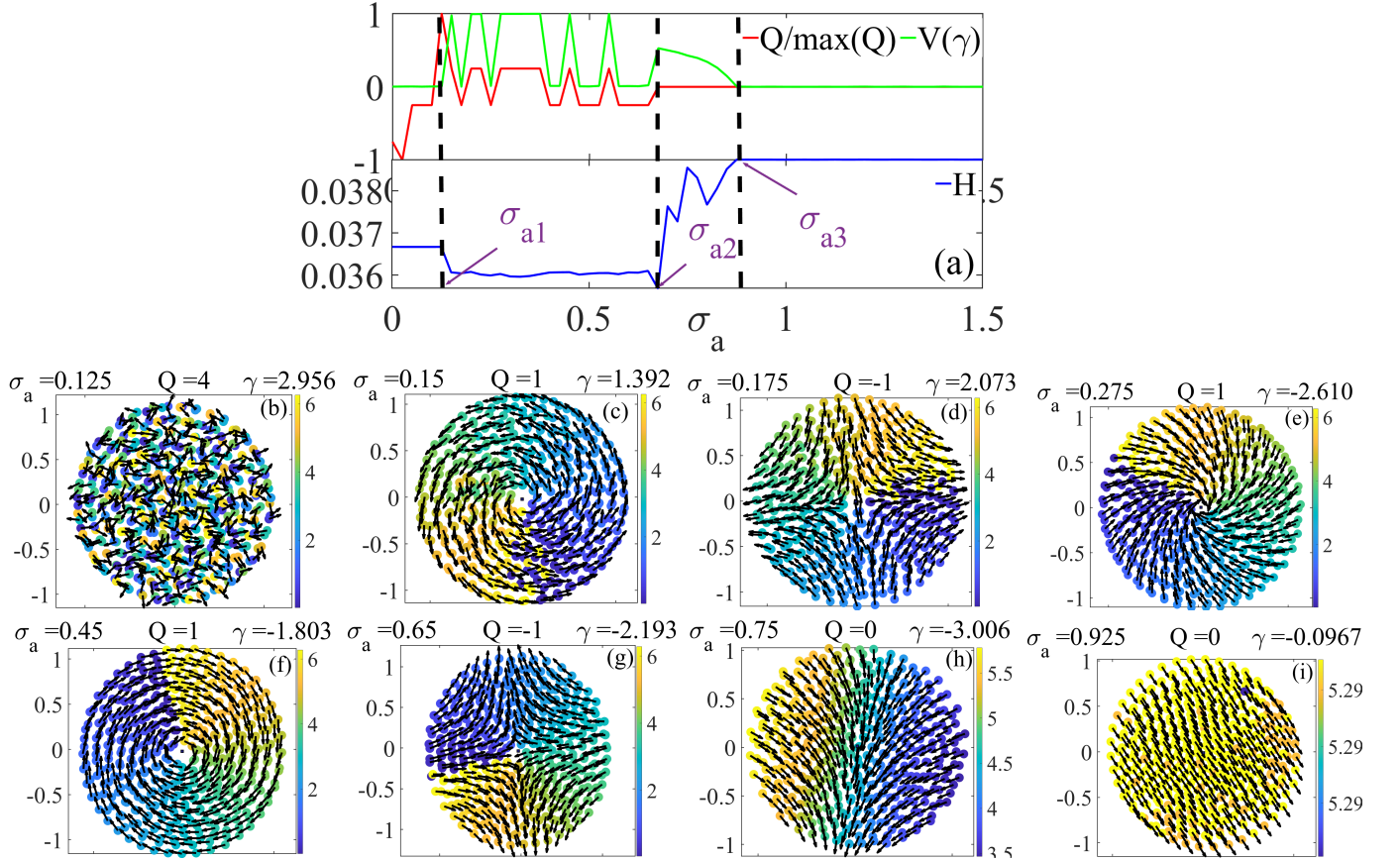


FIG. 2. Topological phase dynamics corresponding to the regime studied in Fig. 10 of Ref. [35]. The two energy transitions, i.e., the drop at  $\sigma_{a1} \simeq 0.125$ , and the jump at  $\sigma_{a2} \simeq 0.65$ , find explanations in topological changes measured by the values of the winding number, as at the first transition it varies from  $Q = 4$  (disorder state) at  $\sigma_{a1}$  to  $Q = 1$  (vortex state) at  $\sigma_a = 0.15$ , and in the second transition the charge varies from  $Q = -1$  (anti-vortex) at  $\sigma_{a2}$  to  $Q = 0$  (trivial topology) at  $\sigma_a = 0.675$ .

figure, the RSS is visible in the concentric rings, where nodes in the same ring achieve synchronization but become phase-locked with those of the other rings even if the phase difference is very small (see Figs. 3(f) to (h)). This conclusion is further corroborated by the orientations of the swarmalators states, which visually represent the topological behavior of individual nodes in the Bloch sphere. The observed boiling state can thus be seen as a non-topological chimera state first because of the coexistence of coherent and incoherent regions and, secondly, because of the trivial topology they achieve.

Based on the values of the topological charge  $Q$  (see Figs. 3(a) and (b)–(e)), there appears to be no formation of vortices or anti-vortices as the delay  $\tau$  is varied for fixed  $K$ . However, this stands in stark contrast to the behavior observed when varying the coupling strength  $K$  for a fixed value of  $\tau = 4.5$ . In this second case considered for swarmalators with delay, vortex formation follows the boiling state, while anti-vortices precede the system's organization into a coherent state (see results in Fig. 4).

A comparison between Figs. 4(b) to (h) clearly highlights the difference in topological texture. Figure 4(b) (for  $K = -0.445$ ) depicts the RSS characterized by a

quasi-sync topology, while Fig. 4(h) (for  $K = 0.01$ ) shows the SS state. Both exhibit trivial topology. However, different topological states emerge between these two extreme states. Analysis of the topological charge  $Q$  and helicity variance  $V(\gamma)$  reveals that the system traverses six distinct phases (involving five phase transitions) as the coupling  $K$  is varied. The classical order parameter, even with extensions, identifies only five phases, proving its inadequacy for characterizing these topologically distinct states. These are: (i) the RSS ( $K < K_1$ ), (ii) a non-topological chimera state ( $K_1 < K < K_2$ ), (iii) a disordered phase ( $K_2 < K < K_3$ ), (iv) the vortex-antivortex phase ( $K_3 < K < K_4$ ), (v) a quasi-sync state ( $K_4 < K < K_5$ ), and (vi) the SS ( $K > K_6$ ) (see Fig. 4(a)). Therefore, the complex changes induced by varying the coupling  $K$  and delay  $\tau$  are fundamentally topological in nature. The combined evolution of the topological charge and helicity variance provides the definitive signature for identifying the behavioral phases of the swarmalator system.

In conclusion, this work establishes that the phase transitions in swarmalator systems are fundamentally topological in origin. By employing the topologi-

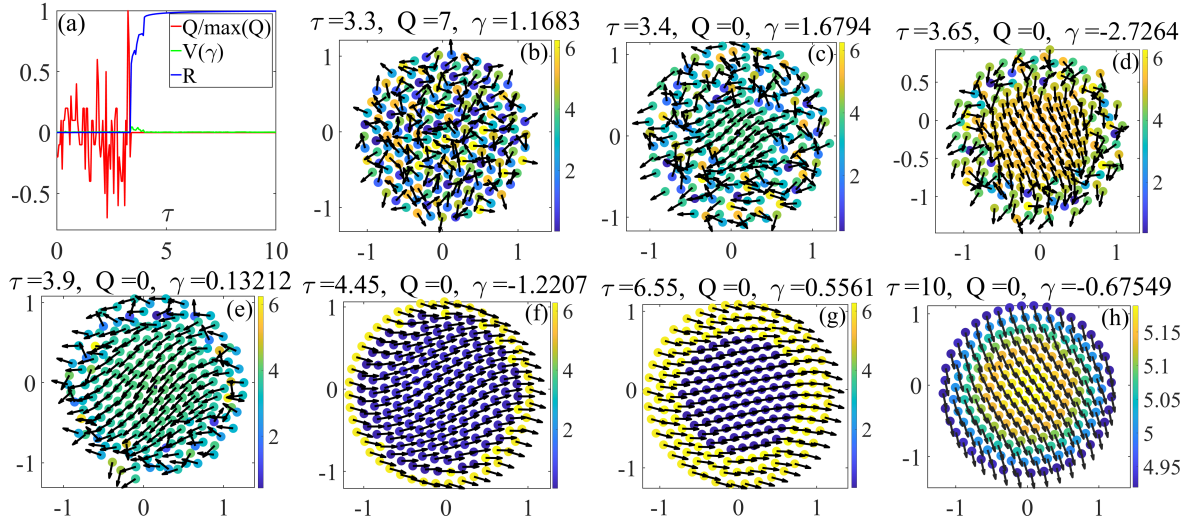


FIG. 3. Topological phase dynamics in swarmalators with delayed interactions as considered in Ref. [37]. Varying the delay  $\tau$  leads the network from disorder to a ring static sync state through the boiling state, which is a non-topological chimera with  $J = 0.1$  and  $K = -0.5$ .

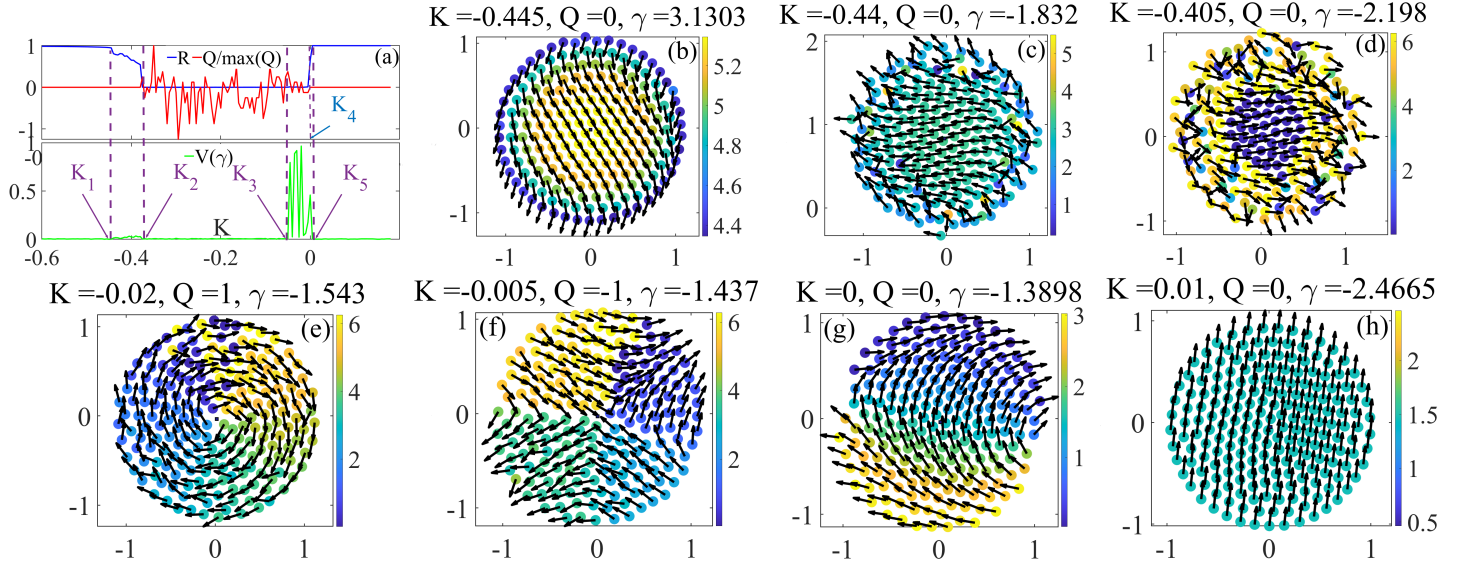


FIG. 4. Topological transition in swarmalators with delayed interactions as considered in Ref. [37], while varying the phase coupling  $K$  for  $\tau = 4.5$ . The system moves from RSS to a sync state through disorder followed by vortex-antivortex topologies that are non detectable using the order parameter  $R$  (blue curve in panel a).

cal charge and helicity variance as robust topological witnesses, we demonstrated that varying the coupling strength induces distinct topological phase transitions in both single and multi-layer configurations. These topological metrics successfully quantify the system's energy landscape and global dynamics, revealing a state of pure synchronization at the parameter values  $Q = 0$  and  $V(\gamma) = 0$ . Furthermore, we identify the observed boiling states as a novel form of non-topological chimera, characterized by their trivial topology ( $V(\gamma) \neq 0$ ). This topological framework proves essential as it overcomes

the limitations of classical order parameters, which fail to distinguish complex phases such as the vortex-antivortex state.

*Acknowledgements.* HAC and PL thank the ICTP for hospitality. HAC acknowledges a FAPESP grant 2021/14335-0 for partial support. TN acknowledges support from the “Reconstruction, Resilience and Recovery of Socio-Economic Networks” RECON-NET - EP-FAIR.005 - PE0000013 “FAIR” - PNRR M4C2 Investment 1.3, financed by the European Union – NextGenerationEU.

- [1] L. Bauer, J. Bassett, P. Hövel, Y. N. Kyrychko, and K. B. Blyuss. Chimera states in multi-strain epidemic models with temporary immunity. *Chaos*, 27:114317, 2017.
- [2] S. Samatas and J. Lintuvuori. Hydrodynamic synchronization of chiral microswimmers. *Phys. Rev. Lett.*, 130:024001, 2023.
- [3] S. Majhi, B. K. Bera, D. Ghosh, and M. Perc. Chimera states in neuronal networks: A review. *Phys. Life Rev.*, 28:100–121, 2019.
- [4] T. A. Glaze, S. Lewis, and S. Bahar. Chimera states in a hodgkin–huxley model of thermally sensitive neurons. *Chaos*, 26:083119, 2016.
- [5] P. Louodop, S. Saha, R. Tchitnga, P. Muruganandam, S. K. Dana, and H. A. Cerdeira. Coherent motion of chaotic attractors. *Phys. Rev. E*, 96:042210, 2017.
- [6] I. Ormazábal, F. Urbina, F. A. Borotto, and H. F. Astudillo. Phase diagram in a one-dimensional civil disorder model. *Phys. Rev. E*, 105:054110, 2022.
- [7] X. Meng and Y. Feng. Dynamical behaviour of an intraguild predator–prey model with prey refuge and hunting cooperation. *J. Biol. Dyn.*, 17(1):2222142, 2023.
- [8] S. I. Nishimura and T. Ikegami. Emergence of collective strategies in a prey–predator game model. *Artif. Life*, 3(4):243–260, 1997.
- [9] G. R. Simo, T. Njougouo, R. P. Aristides, P. Louodop, R. Tchitnga, and H. A. Cerdeira. Chimera states in a neuronal network under the action of an electric field. *Phys. Rev. E*, 103:062304, 2021.
- [10] G. R. Simo, P. Louodop, D. Ghosh, T. Njougouo, R. Tchitnga, and H. A. Cerdeira. Traveling chimera patterns in a two-dimensional neuronal network. *Phys. Lett. A*, 409:127519, 2021.
- [11] Y. Du, B. Niu, and J. Wei. Dynamics in a predator–prey model with cooperative hunting and allee effect. *Mathematics*, 9:3193, 2021.
- [12] S. Mahapatra and P. S. Mahapatra. Bifurcation and control of a delayed leslie–gower predator–prey model with additional food to predator. *Sci. Rep.*, 15:22977, 2025.
- [13] P. Bartashevich, J. E. Herbert-Read, M. J. Hansen, F. Dhellemmes, P. Domenici, J. Krause, and P. Romanzuk. Collective anti-predator escape manoeuvres through optimal attack and avoidance strategies. *Commun. Biol.*, 7:1586, 2024.
- [14] R. Dariani, A. Buscarino, L. Fortuna, and M. Frasca. Pinning control in a system of mobile chaotic oscillators. *Complex Syst.*, 20:279–292, 2012.
- [15] V. N. Meli, T. Njougouo, S. J. Kongni, P. Louodop, H. B. Fotsin, and H. A. Cerdeira. Mobile oscillators in a mobile multi-cluster network. *Chaos*, 35:053145, 2025.
- [16] V. N. Meli, T. Njougouo, S. J. Kongni, P. Louodop, and H. Fotsin. Mobile oscillators network with amplification. *Chaos Solitons Fractals*, 177:114278, 2023.
- [17] D. Tanaka. General chemotactic model of oscillators. *Phys. Rev. Lett.*, 99:134103, 2007.
- [18] M. Iwasa, K. Iida, and D. Tanaka. Hierarchical cluster structures in a one-dimensional swarm oscillator model. *Phys. Rev. E*, 81:046220, 2010.
- [19] K. P. O’Keeffe, H. Hong, and S. H. Strogatz. Oscillators that sync and swarm. *Nat. Commun.*, 8:1504, 2017.
- [20] F. Jiménez-Morales. Oscillatory behavior in a system of swarmalators with a short-range repulsive interaction. *Phys. Rev. E*, 101:062202, 2020.
- [21] S. Ceron, K. O’Keeffe, and K. Petersen. Diverse behaviors in non-uniform chiral and non-chiral swarmalators. *Nat. Commun.*, 14:940, 2023.
- [22] A. Mishra, S. Saha, D. Ghosh, G. V. Osipov, and S. K. Dana. Traveling chimera pattern in a neuronal network under local gap junctional and nonlocal chemical synaptic interactions. *Oper. Med. Physiol.*, 3:14–18, 2017.
- [23] A. M. Abdoulaye, V. N. Meli, S. J. Kongni, T. Njougouo, and P. Louodop. Chimera state in neural network with the proportional–integral–derivative coupling. *Chaos Solitons Fractals*, 191:115847, 2025.
- [24] T. Njougouo, V. Camargo, P. Louodop, F. F. Ferreira, P. K. Talla, and H. A. Cerdeira. Dynamics of multilayer networks with amplification. *Chaos*, 30:123136, 2020.
- [25] A. Calim, J. J. Torres, M. Ozer, and M. Uzuntarla. Chimera states in neuronal networks of fitzhugh–nagumo neurons with time-delayed synaptic interactions. *Neural Netw.*, 126:108–118, 2020.
- [26] M. Schröder, M. Mannatill, D. Dutta, S. Chakraborty, and M. Timme. Transient uncoupling induces synchronization. *Phys. Rev. Lett.*, 115:054101, 2015.
- [27] G. Sivaganesh, A. Arulgnanam, and A. N. Seethalakshmi. Stability enhancement by induced synchronization using transient uncoupling in certain coupled chaotic systems. *Chaos Solitons Fractals*, 123:217–228, 2019.
- [28] N. Lahav, I. Sendina-Nadal, C. Hens, B. Ksherim, B. Barzel, R. Cohen, and S. Boccaletti. Topological synchronization of chaotic systems. *Sci. Rep.*, 12:2508, 2022.
- [29] L. M. Pecora and T. L. Carroll. Synchronization in chaotic systems. *Phys. Rev. Lett.*, 64:821–824, 1990.
- [30] L. M. Pecora, T. L. Carroll, G. A. Johnson, and D. J. Mar. Fundamentals of synchronization in chaotic systems, concepts, and applications. *Chaos*, 7:520–543, 1997.
- [31] S. K. Joshi. Synchronization of chaotic dynamical systems. *Int. J. Dyn. Control*, 9(3):1285–1302, 2021.
- [32] J. Gómez-Gardeñes, S. Gómez, A. Arenas, and Y. Moreno. Explosive synchronization transitions in scale-free networks. *Phys. Rev. Lett.*, 106:128701, 2011.
- [33] G. K. Sar, S. N. Chowdhury, M. Perc, and D. Ghosh. Swarmalators under competitive time-varying phase interactions. *New J. Phys.*, 24:043004, 2022.
- [34] A. Yadav, J. Krishnanand, V. K. Chandrasekar, W. Zou, J. Kurths, and D. V. Senthilkumar. Exotic swarming dynamics of high-dimensional swarmalators. *Phys. Rev. E*, 109:044212, 2024.
- [35] S. J. Kongni, V. Nguefoue, T. Njougouo, P. Louodop, F. F. Ferreira, R. Tchitnga, and H. A. Cerdeira. Phase transitions on a multiplex of swarmalators. *Phys. Rev. E*, 108:034303, 2023.
- [36] S. J. Kongni, T. Njougouo, P. Louodop, R. Tchitnga, F. F. Ferreira, and H. A. Cerdeira. Expected and unexpected routes to synchronization in a system of swarmalators. *Phys. Rev. E*, 110:L062301, 2024.
- [37] N. Blum, A. Li, K. O’Keeffe, and O. Kogan. Swarmalators with delayed interactions. *Phys. Rev. E*, 109:014205, 2024.
- [38] P. Japón, F. Jiménez-Morales, and F. Casares. Intercellular communication and the organization of simple multicellular animals. *Cells Dev.*, 169:203726, 2022.

- [39] G. Wang, T. V. Phan, S. Li, M. Wombacher, J. Qu, Y. Peng, G. Chen, D. I. Goldman, S. A. Levin, R. H. Austin, and L. Liu. Emergent field-driven robot swarm states. *Phys. Rev. Lett.*, 126:108002, 2021.
- [40] N. Nagaosa and Y. Tokura. Topological properties and dynamics of magnetic skyrmions. *Nat. Nanotechnol.*, 8:899–911, 2013.
- [41] M. N. Jipdi, M. Vubangsi, M. Tchhoffoc, and L. C. Fai. About biskyrmion formation in antiferromagnetic clusters: Biferron, bisoliton vs biskyrmion. *Chaos Solitons Fractals*, 185:115122, 2024.

## Appendix A: Topological charge of 2D system

Let us consider a vector field describing a topological texture. The topological charge of a defect is evaluated by [40, 41]

$$Q = \frac{1}{4\pi} \iint \vec{n} \cdot \left( \frac{\partial \vec{n}}{\partial x} \times \frac{\partial \vec{n}}{\partial y} \right) dx dy. \quad (\text{A1})$$

Here,

$$\vec{n} = \cos(\theta(x, y)) \sin(\Phi(x, y)) \vec{i} + \sin(\theta(x, y)) \sin(\Phi(x, y)) \vec{j} + \cos(\Phi(x, y)) \vec{k}, \quad (\text{A2})$$

where  $\vec{n}$  is the unit vector corresponding to the vector field. This formalism uses a spherical-like coordinate system to describe the unit vector field. Here,  $\theta(x, y)$  is the azimuthal angle sweeping the entire  $(x, y)$  plane, while  $\Phi(x, y)$  is the polar angle, which captures the inclination of the field vector from the z-axis and thus describes the variation of its z-component across the plane.

Based on these components, the topological charge is expressed in terms of  $\theta$  and  $\Phi$  as

$$Q = \frac{1}{4\pi} \iint \sin(\Phi(x, y)) U(x, y) dx dy, \quad (\text{A3})$$

with

$$U(x, y) = \left( \frac{\partial \Phi(x, y)}{\partial x} \frac{\partial \theta(x, y)}{\partial y} - \frac{\partial \Phi(x, y)}{\partial y} \frac{\partial \theta(x, y)}{\partial x} \right).$$

It is instructive to point out that the polar angle  $\Phi(x, y)$  depends solely on the radial distance while the azimuthal angle  $\theta(x, y)$  is a function of the geometric azimuthal angle in the plane. Based on that we can rewrite this expression as

$$Q = \frac{1}{4\pi} \iint \sin(\Phi(r)) \frac{d\Phi(r)}{dr} \frac{d\theta(\phi)}{d\phi} \left( \frac{\partial r}{\partial x} \frac{\partial \phi}{\partial y} - \frac{\partial r}{\partial y} \frac{\partial \phi}{\partial x} \right) dx dy. \quad (\text{A4})$$

In the latter expression, the factor  $\left( \frac{\partial r}{\partial x} \frac{\partial \phi}{\partial y} - \frac{\partial r}{\partial y} \frac{\partial \phi}{\partial x} \right)$  is the Jacobian for the transformation from polar to Carte-

sian coordinates. The topological charge in polar coordinates is therefore given by:

$$Q = \frac{1}{4\pi} \iint \sin(\Phi(r)) \frac{d\Phi(r)}{dr} \frac{d\theta(\phi)}{d\phi} dr d\phi. \quad (\text{A5})$$

From this relation, we can see that the radial and azimuthal parts are separable. This helps us split the integral into two parts,

$$Q = \frac{1}{4\pi} \left[ \int \sin(\Phi(r)) d\Phi(r) \right] \int d\theta(\phi). \quad (\text{A6})$$

The radial part can be easily evaluated since the behavior of the z-component is known,

$$\int \sin(\Phi(r)) d\Phi(r) = -\cos \Phi(r) \Big|_0^\pi = 2. \quad (\text{A7})$$

Therefore,

$$Q = \frac{1}{2\pi} \int d\theta(\phi) \quad \text{or} \quad Q = \frac{1}{2\pi} \oint (\vec{\nabla} \theta) d\vec{l}, \quad (\text{A8})$$

where  $l$  here maps the elliptic contour encircling all swar-malators.

This provides an expression for the topological charge of a texture projected onto the  $(x, y)$  plane. Therefore, for any 2D vector field described by a unit vector  $\vec{n} = (n_x = \cos(\theta), n_y = \sin(\theta))$ , we can associate a hypothetical polar angle  $0 < \Phi(x, y) < \pi$  such that the texture matches the definition in formula (A 3). Consequently, the topological charge can be evaluated simply as:

$$Q = \frac{1}{2\pi} \oint (\vec{\nabla} \theta) d\vec{l}. \quad (\text{A9})$$

This expression can also be written in terms of  $n_x$  and  $n_y$  for generalization. Given any 2D vector  $\vec{n} = (n_x, n_y)$  the associated angle is  $\theta = \arctan\left(\frac{n_y}{n_x}\right)$  thus

$$d\theta = \frac{d\left(\frac{n_y}{n_x}\right)}{1 + \left(\frac{n_y}{n_x}\right)^2} = \frac{n_x dn_y - n_y dn_x}{n_x^2 + n_y^2}. \quad (\text{A10})$$

Thus the generalized formula for unit vectors

$$Q = \frac{1}{2\pi} \oint n_x dn_y - n_y dn_x. \quad (\text{A11})$$