

VOPE: Revisiting Hallucination of Vision-Language Models in Voluntary Imagination Task

Xingming Long^{1,2,3}, Jie Zhang^{1,2}, Shiguang Shan^{1,2}, Xilin Chen^{1,2}

¹Key Laboratory of AI Safety of CAS, Institute of Computing Technology, Chinese Academy of Sciences (CAS), Beijing, China

²University of Chinese Academy of Sciences, Beijing, China

³Zhongguancun Academy, Beijing, China

Abstract

Most research on hallucinations in Large Vision-Language Models (LVLMs) focuses on factual description tasks that prohibit any output absent from the image. However, little attention has been paid to hallucinations in voluntary imagination tasks, e.g., story writing, where the models are expected to generate novel content beyond the given image. In these tasks, it is inappropriate to simply regard such imagined novel content as hallucinations. To address this limitation, we introduce Voluntary-imagined Object Presence Evaluation (VOPE)—a novel method to assess LVLMs’ hallucinations in voluntary imagination tasks via presence evaluation. Specifically, VOPE poses recheck-based questions to evaluate how an LVLM interprets the presence of the imagined objects in its own response. The consistency between the model’s interpretation and the object’s presence in the image is then used to determine whether the model hallucinates when generating the response. We apply VOPE to several mainstream LVLMs and hallucination mitigation methods, revealing two key findings: (1) most LVLMs hallucinate heavily during voluntary imagination, and their performance in presence evaluation is notably poor on imagined objects; (2) existing hallucination mitigation methods show limited effect in voluntary imagination tasks, making this an important direction for future research.

1. Introduction

Recent advancements in Large Language Models (LLMs) have led to performance that matches or surpasses human-level performance across various text-based tasks [1, 8, 12, 39, 41]. By integrating visual encoders and visual instruction tuning, these foundational LLMs evolve into Large Vision-Language Models (LVLMs) that excel at various multimodal tasks [2, 7, 23, 53]. However, previous studies reveal that such models occasionally generate outputs

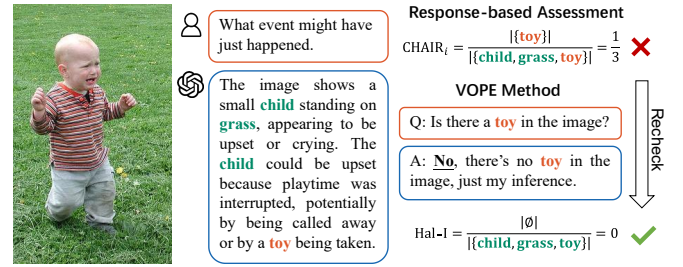


Figure 1. Comparison between VOPE and response-based assessments. In this example, the model outputs an absent object “toy” when inferring about what might have just happened in the image. A response-based assessment such as CHAIR_i would regard “toy” as a hallucination. In contrast, VOPE method rechecks the model’s interpretation of the output, identifying “toy” as non-hallucinatory voluntary imagination and correcting the calculation of the hallucination rate.

that do not align with the given image input [25]. This phenomenon, often termed hallucination, has been attributed to factors such as the model’s insufficient visual encoding capability and its reliance on the LLMs priors during inferring [25]. Significant efforts have been dedicated to exploring the origins of hallucinations [13, 15, 20, 26, 44] and developing mitigation strategies [2, 16, 19, 24, 27, 48].

Previous studies on LVLM hallucinations focus primarily on tasks that require factual output, such as image captioning and visual question answering. However, in many real-world applications, such as story writing, LVLMs need to generate novel content or make inferences beyond the given image [10, 30]. This behavior, known as **voluntary imagination** in psychology [22, 42], is an important ability possessed by humans. Unlike hallucination, correct and reasonable imagination can help produce higher-quality outputs in generative tasks. Therefore, it is incorrect to indiscriminately regard such imaginations as hallucinations. A new evaluation framework is needed to assess LVLMs’ hallucinations under such tasks that involve voluntary imagination.

To address this problem, we introduce Voluntary-imagined Object Presence Evaluation (VOPE), a method designed to assess LVLMS’ hallucinations during tasks involving voluntary imagination. As shown in Fig. 1, unlike existing response-based assessments that determine hallucinations based solely on whether the output object exists in the image, VOPE rechecks the model’s interpretation of its own output. The consistency between this interpretation and the object’s presence in the image is used to determine whether a hallucination occurs. The example in Fig. 1 indicates that even when the output object is absent from the image, this should not be considered a hallucination if the model also interprets the object as non-existent. Such a correct interpretation indicates that the model is engaging in non-hallucinatory imagination.

After identifying hallucinated objects in the model’s outputs using the recheck-based evaluation, we propose two metrics in our VOPE method, *Hal-D* and *Hal-I*, to quantify the hallucination rate of LVLMS in factual description and voluntary imagination, respectively. Our experiments on mainstream LVLMS show that while most models achieve low hallucination rates in factual descriptions, they perform poorly in understanding the objects they have imagined, resulting in a high *Hal-I* rate. Additionally, we observe that current hallucination mitigation methods have a limited impact on *Hal-I*, underscoring an important path for future research. We also introduce an additional metric, *Exp*, to measure the proportion of voluntarily imagined content in the model’s responses, reflecting its expressive tendency. Our experiments reveal that we can control the expressive tendency *Exp* via contrastive decoding without impacting the hallucination rate, providing valuable insights for improving LVLMS in tasks requiring voluntary imagination. Lastly, we incorporate a relevance assessment into the VOPE pipeline to identify models that generate excessive irrelevant imaginations. Our findings show that open-source models, such as Gemini2.0 [39], tend to generate more irrelevant imagined objects in tasks like story writing.

The main contributions of this work are summarized as follows:

- We highlight that generating novel content and inferring beyond the image are crucial for LVLMS in tasks like story writing, suggesting that treating all such voluntary imaginations as hallucinations is inappropriate.
- We propose a Voluntary-imagined Object Presence Evaluation (VOPE) method to assess LVLMS’ hallucinations within tasks involving voluntary imagination, providing a more comprehensive evaluation of LVLMS.
- We uncover two key findings with VOPE: (1) most LVLMS perform notably poorly when determining the presence of objects they have voluntarily imagined during the generative task; (2) current hallucination mitigation methods show limited efficacy in voluntary imagination

tasks, highlighting an important avenue for future work.

2. Related Work

2.1. Hallucination Evaluation on LVLMS

In recent years, as Large Vision-Language Models (LVLMS) have made significant advances, the issue of hallucinations in their outputs has garnered increasing attention [25]. A growing body of research is now dedicated to building benchmarks for evaluating potential hallucination problems in LVLMS.

One of the most direct approaches involves constructing Visual Question Answering (VQA) tasks that query the existence of objects in images [15, 20, 29]. However, such evaluation methods are limited in their scope for assessing hallucinations, as their questions for the presence evaluation of each image are fixed.

In parallel, other works focus on hallucinations in LVLMS’ generative tasks, such as image captioning, by comparing the overlap between objects mentioned in the model’s output and the ground truth objects in the image [34, 44]. However, accurately evaluating whether the content generated by the model aligns with the image content remains a challenging problem. To solve the problem, some researchers employ LLM judges to assist in detecting hallucinated information within the model’s response [14, 18, 35]. While promising, the reliability of these LLM judges is still an area requiring further validation.

Recently, there has been growing interest in understanding the causes of hallucinations in LVLMS. One notable benchmark, HallusionBench [13], designs more challenging VQA tasks that study the models’ hallucination in visual understanding. Another interesting work develops the PhD [26] benchmark based on three major causes of visual hallucinations in LVLMS, such as counter-common-sense content. Additionally, there also exist works examining the performance differences between generative and discriminative tasks [45], further advancing our understanding of LVLMS’ hallucinations in different tasks.

2.2. Hallucination Mitigation on LVLMS

Given the significant challenges posed by hallucinations in LVLMS, numerous studies have focused on developing methods to mitigate or eliminate these issues. These mitigation approaches can be broadly categorized into two groups: those applied during the training phase and those applied during the inference phase.

In the training phase, mitigation methods aim to produce a more robust model that minimizes hallucinations during subsequent use. These strategies include enhancing the capabilities of the visual encoder [2, 24], improving the quality of data in visual instruction tuning [2, 14, 15, 24], and adjusting the model’s output preferences [28, 32, 48].

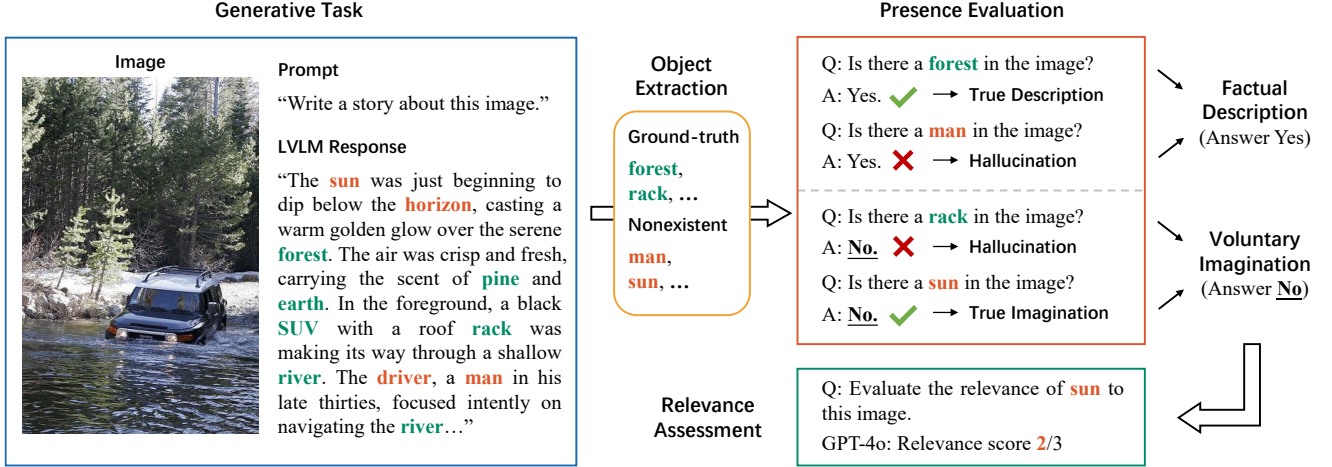


Figure 2. Overview of the Voluntary-imagined Object Presence Evaluation (VOPE) method. After generating a response based on the prompt, the model is required to evaluate the presence of the objects in the response. All output objects are then categorized into two sets: **Factual Description** (objects that the model believes to exist and outputs accordingly) and **Voluntary Imagination** (objects that the model outputs even though it believes they do not exist in the image). We separately assess hallucination within these two sets. Finally, a relevance check identifies models with excessive irrelevant imagination.

During the inference phase, hallucinations are reduced by modifying the model’s decoding procedure. One of the most widely used methods is contrastive decoding, which amplifies the difference in output probabilities between positive and negative examples to strengthen the likelihood of non-hallucinatory outputs [11, 19, 31, 36, 43, 52]. One of the most representative works, VCD [19], compares the outputs obtained with original and distorted visual inputs, ensuring that the generated content is closely grounded to the visual inputs. Another approach is model intervention [9, 27, 33], which targets the model’s internal activations associated with hallucinatory outputs, intervening in the inference process to suppress hallucinations. Additionally, some studies focus on the model’s attention mechanism [16, 17, 37, 50], ensuring that attention is properly focused on the correct image content during generation. One unique work, ICT [3], incorporates intervention methods for attention adjustment, shifting the model’s focus to different levels of visual information and enhancing its attention to visual details. Other approaches include feature decoupling [47], retrospective resampling [46], and the introduction of visual grounding [51], all of which aim to further eliminate hallucinations in LVLMs.

3. VOPE Method

3.1. Overview

An overview of the proposed Voluntary-Imagined Object Presence Evaluation (VOPE) method is presented in Fig. 2. Unlike existing evaluation methods that assess a model’s hallucination based solely on the consistency between the model’s response and the image content, our approach fo-

cuses more on evaluating the correctness of the model’s interpretation of the presence of its output objects. In the following sections, we provide a detailed introduction to each step of the VOPE method and the metrics employed.

3.2. Presence Evaluation

After the LVLM generates a response to the task, we extract the mentioned objects and ask the model to assess their presence in the image. Based on the model’s answer in the presence evaluation, we compare the consistency between the answers and the ground truth existence labels of these objects. Any inconsistencies in the answers indicate hallucinations in the LVLM.

We further categorize the objects extracted from the generative task response into two types based on the model’s answer in the presence evaluation: **Factual Description**, which refers to objects the model believes exist in the image and outputs accordingly, and **Voluntary Imagination**, which includes objects the model generates but acknowledges as not existing in the image. We then analyze the correct and hallucinated objects separately within these two categories.

In the case of factual description, a subject widely studied in previous research, the definitions of correct and hallucinated outputs are as follows:

- **True Description:** Objects present in the image that the model correctly identifies. In this case, the model accurately describes the image content.
- **Hallucination:** Objects the model asserts are present in the image but are actually absent. This category aligns with the primary focus of existing LVLM hallucination research.

For voluntary imagination, an important but less-explored aspect, we define true imagination and the corresponding hallucination as follows:

- **True Imagination:** Objects not present in the image, which the model correctly recognizes as absent. These objects are generated as part of voluntary imagination to fulfill task requirements (e.g., story writing). *Previous evaluation methods would mistakenly treat all of these outputs as hallucinations.*
- **Hallucination:** Objects that are present in the image but not recognized by the model. These objects may be mentioned due to prior/contextual knowledge rather than visual recognition. *Previous evaluation methods would simply categorize all of these objects as correct outputs.*

3.3. Metrics

After identifying the hallucinated objects in both the model’s factual description and voluntary imagination output, we propose two metrics, *Hal-D* and *Hal-I*, to evaluate LVLMS’ hallucination rate based on the proportion of the hallucinated objects. For clarity, we define the sets of each category of objects as follows: true description is denoted as \mathbf{D}_T , hallucination in factual description is denoted as \mathbf{D}_H , true imagination is denoted as \mathbf{I}_T and hallucination in voluntary imagination is denoted as \mathbf{I}_H .

The first metric evaluates the model’s hallucination rate within its factual description:

$$Hal-D = \frac{|\mathbf{D}_H|}{|\mathbf{D}_T| + |\mathbf{D}_H|}. \quad (1)$$

The second metric assesses the model’s errors during voluntary imagination, which reflects the rate at which the model incorrectly omits the objects in the image:

$$Hal-I = \frac{|\mathbf{I}_H|}{|\mathbf{I}_T| + |\mathbf{I}_H|}. \quad (2)$$

Considering that the amount of voluntary imagination may affect the calculation of *Hal-I* metric, we introduce an additional metric to represent the proportion of voluntarily imagined content among the model’s outputs:

$$Exp = \frac{|\mathbf{I}_T| + |\mathbf{I}_H|}{|\mathbf{D}_T| + |\mathbf{D}_H| + |\mathbf{I}_T| + |\mathbf{I}_H|}. \quad (3)$$

3.4. Relevance Assessment

Furthermore, we observe that excessive, image-irrelevant voluntary imagination can degrade output quality while biasing the value of *Hal-I*. To guard against this, we incorporate a relevance assessment into the VOPE pipeline. We adopt an MLLM-as-a-judge approach, using the latest GPT-4o model to evaluate the relevance of the model-generated objects to the image. For each object within the model’s response that is not present in the image, we ask the judging

model to assign a relevance score based on the following criteria:

- **Score 3:** Highly relevant to the image, likely to appear in similar scenarios.
- **Score 2:** Moderately relevant to the image, though its presence does not feel out of place.
- **Score 1:** Completely irrelevant to the image, appearing discordant in the image.

The details of the evaluation prompt are provided in Appendix A.

3.5. Discussion

In this section, we compare the proposed *Hal-D* metric with the existing $CHAIR_i$ metric. Within the framework of VOPE, $CHAIR_i$ can be represented by the following formula:

$$CHAIR_i = \frac{|\mathbf{D}_H| + |\mathbf{I}_T|}{|\mathbf{D}_T| + |\mathbf{D}_H| + |\mathbf{I}_T| + |\mathbf{I}_H|}. \quad (4)$$

In generative tasks where the model’s voluntary imagination output can be ignored, i.e., when the proportions of \mathbf{I}_T and \mathbf{I}_H are small and *Exp* approaches 0, the metric $CHAIR_i$ equals the *Hal-D* metric in VOPE. At this point, $CHAIR_i$ provides an effective measure of hallucinations in the model’s factual description. However, once voluntary imagination is considered, the $CHAIR_i$ metric loses validity because it treats all outputs not present in the image (including the model’s true imagination \mathbf{I}_T) as hallucinations. As a result, it fails to accurately assess both the hallucinations in the model’s factual description and voluntary imagination.

4. Experiments

4.1. Setup

We apply VOPE to the MSCOCO dataset [21] to construct the benchmark for the experiments. The benchmark includes three generative tasks as follows, which require different degrees of voluntary imagination. The specific prompts used in the experiments can be found in Appendix B.

- **Captioning:** LVLMS only needs to perform factual descriptions without voluntary imagination.
- **Reasoning:** LVLMS engages in some degree of voluntary imagination based on the image content.
- **Writing:** LVLMS typically involves substantial voluntary imagination in their response.

We evaluate the performance of a total of eight mainstream LVLMS on the constructed benchmark. All open-source LVLMS evaluated in our experiments are based on their Hugging Face implementations, including LLaVA1.5 [24], LLaMA3.2-Vision [12], InternVL2.5 [4], Qwen2.5-VL [40], MiniCPM-o 2.6 [49], and Gemma3 [38]. Closed-source models, including GPT-4o [1] and Gemini2.0 [39], are evaluated via their respective APIs.

Table 1. Performance of mainstream LVLMs on VOPE within three generative tasks.

Method	Captioning			Reasoning			Writing		
	Hal-D ↓	Hal-I ↓	Exp	Hal-D ↓	Hal-I ↓	Exp	Hal-D ↓	Hal-I ↓	Exp
LLaVA1.5 [24]	21.2	19.3	13.6	16.9	19.4	12.9	21.9	18.8	14.8
LLaMA3.2-Vision [12]	14.1	23.4	3.7	12.5	21.2	5.3	13.9	17.6	6.0
InternVL2.5 [4]	11.4	37.9	12.6	7.9	38.2	14.0	12.3	29.1	28.0
Qwen2.5-VL [40]	7.3	43.6	15.2	5.2	32.8	23.4	7.3	35.8	30.2
MiniCPM-o 2.6 [49]	9.4	27.6	9.0	7.8	23.0	11.7	10.9	23.6	18.0
Gemma3 [38]	11.9	17.4	5.5	11.3	15.8	7.5	15.2	17.8	24.0
GPT-4o [1]	8.4	27.9	5.4	6.2	21.9	10.7	10.8	26.5	33.0
Gemini2.0 [39]	13.0	16.9	3.5	10.4	11.7	9.0	17.2	21.1	27.4

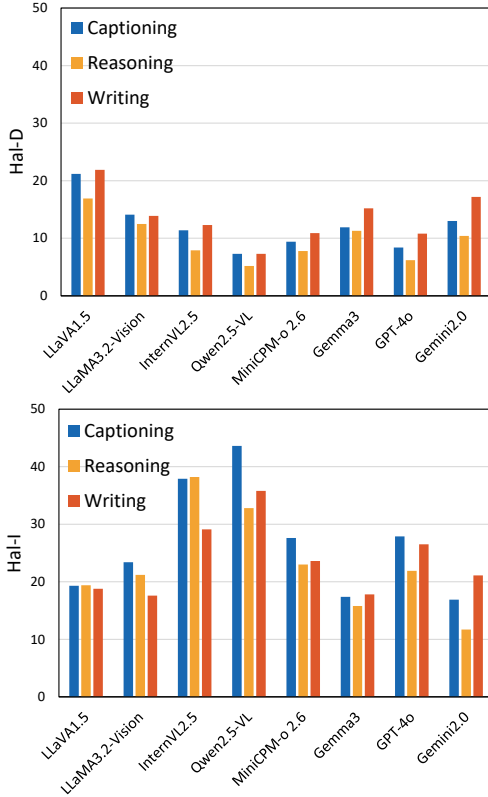


Figure 3. Hallucination rates of mainstream LVLMs. It shows that while many LVLMs have a low hallucination rate in factual descriptions (*Hal-D*), they still exhibit relatively high hallucinations during voluntary imagination (*Hal-I*).

4.2. Hallucination Evaluation

We evaluate the hallucination of each LVLM using the proposed VOPE method on the benchmark, and the results are shown in Tab. 1. From each column of metric *Hal-D*, it shows that most LVLMs exhibit low hallucination rates during factual description, with higher-capability models, such as Qwen2.5-VL and GPT-4o, exhibiting the lowest hallucination rates. However, the *Hal-I* results indicate that most LVLMs still suffer from high hallucination rates dur-

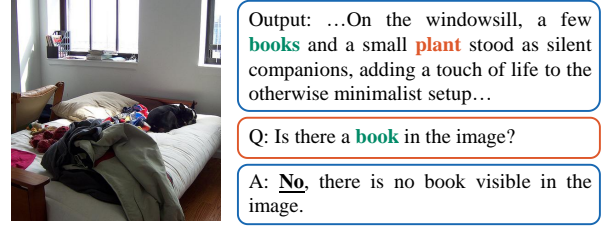


Figure 4. An example of hallucination in voluntary imagination. The model generates an output that includes “books”, but in the subsequent presence evaluation, it determines that the “book” does not exist. This reflects the model’s insufficient understanding of the image content.

ing voluntary imagination. This suggests that although the LVLM outputs many objects that are present in the image during the generative tasks, the model fails to correctly recognize these objects when re-questioned about their presence. These objects can be generated based on prior or contextual knowledge rather than visual recognition, indicating significant hallucinations.

To better compare the performance differences of LVLMs between factual description and voluntary imagination, we present the evaluation results using bar plots, as shown in Fig. 3. A comparison between the two plots reveals that **a model’s low hallucination rate in factual description does not necessarily imply a low hallucination rate in voluntary imagination** (e.g., Qwen2.5-VL exhibits the lowest *Hal-D* and the highest *Hal-I*). These findings highlight the limitations of previous hallucination evaluation works that only focus on factual description tasks.

We show an example of Qwen2.5-VL’s hallucination in voluntary imagination in Fig. 4. Although the model’s original output contains “books”, it denies the existence of the “book” in the subsequent presence evaluation. Such cases of “output but incorrect interpretation” indicate that even when the model outputs an object that is present in the image, it does not necessarily mean that the model correctly understands the existence of that object.

Table 2. Results of LVLMs’ hallucination rates under different expressive tendencies (the hyperparameter α is used to control the model’s expressive tendency).

α	LLaVA1.5			Gemma3			Qwen2.5-VL		
	Hal-D ↓	Hal-I ↓	Exp	Hal-D ↓	Hal-I ↓	Exp	Hal-D ↓	Hal-I ↓	Exp
-1	21.5 -0.9	14.9 +1.3	10.1 -2.1	15.3 +0.2	16.5 -2.0	18.5 -6.3	7.5 +0.2	41.0 +5.1	16.2 -14.1
-0.5	21.8 -0.5	14.5 +1.0	11.1 -1.0	15.6 +0.5	17.8 -0.7	20.7 -4.1	7.2 +0.0	41.4 +5.6	17.1 -13.1
0	22.3 +0.0	13.6 +0.0	12.1 +0.0	15.1 +0.0	18.5 +0.0	24.8 +0.0	7.3 +0.0	35.8 +0.0	30.2 +0.0
0.5	22.2 -0.2	13.3 -0.2	13.9 +1.8	14.6 -0.5	17.4 -1.1	27.0 +2.3	7.2 -0.1	36.5 +0.7	36.5 +6.3
1	21.9 -0.5	12.4 -1.1	14.2 +2.0	14.6 -0.5	18.4 -0.1	27.2 +2.4	7.1 -0.2	36.0 +0.2	37.5 +7.3

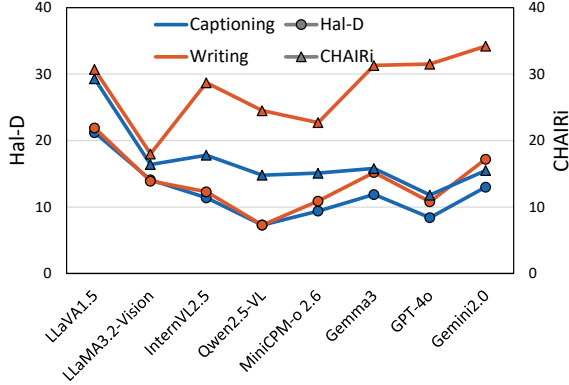


Figure 5. Comparison of the $CHAIR_i$ and $Hal-D$ metrics. Although both metrics perform consistently in the captioning task, the $CHAIR_i$ metric significantly overestimates the hallucinations of some capable LVLMs (such as GPT-4o) in the writing task.

4.3. Comparison with CHAIR Metric

We compare the proposed $Hal-D$ metric with the traditional $CHAIR_i$ metric used for evaluating hallucinations in generative tasks. As shown in Fig. 5, in the captioning task, both metrics yield similar evaluation results. This indicates that, in tasks without voluntary imagination, both metrics are effective in assessing LVLMs’ hallucinations. However, in the writing task, the $CHAIR_i$ metric becomes unreliable: for strong models (e.g., GPT-4o and Gemini2.0), $CHAIR_i$ attains spuriously high values and therefore does not accurately reflect the hallucination level. In contrast, the proposed $Hal-D$ metric consistently evaluates the model’s hallucinations in factual descriptions in such tasks, as it excludes voluntarily imagined objects from the formula.

4.4. Hallucination under Different Expression

In this experiment, we aim to investigate whether a model’s expressive tendency (measured by Exp) can affect the hallucination rates in the generative tasks. To this end, we conduct experiments using a contrastive decoding approach, introducing a hyperparameter α to modulate the model’s expressive tendency. Specifically, we exploit the contrasts between the model’s output probabilities under the writing task prompt and the output probabilities under the caption-

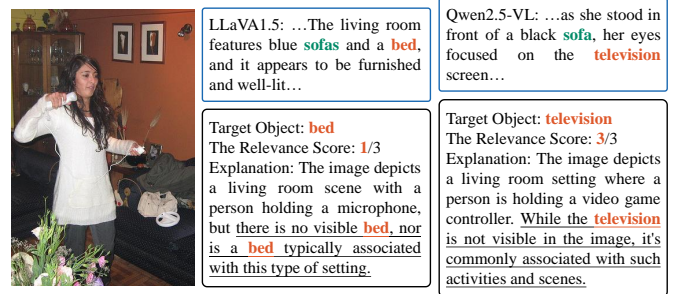


Figure 6. Examples of output objects with low and high relevance scores. Objects that are unlikely to appear in the scene of a given image tend to receive lower scores, e.g., a “bed” in a living room scene. Conversely, objects that are likely to co-occur in the same scene receive higher scores, e.g., a “television” in the same scene.

ing task prompt. We then multiply this probability difference by the hyperparameter α and add it to the model’s output to adjust the model’s expressive tendency under the writing task. The writing task is chosen to conduct the experiments because the expressive freedom in this task is higher. The detailed implementation of the contrastive decoding process is provided in Appendix C.

As shown in Tab. 2, although adjusting the hyperparameter induces substantial changes in the models’ expressive tendencies, their hallucination rates in factual description and voluntary imagination remain largely unaffected, as indicated by the slight changes in both $Hal-D$ and $Hal-I$ values. The above results indicate that **we can control the model’s expressive tendency via contrastive decoding without impacting the hallucination rate**, providing valuable insights for improving LVLMs in tasks requiring voluntary imagination.

4.5. Relevance Assessment

In this part of the experiments, we assess the relevance score of all objects output that are absent from the image. They can be either the model’s true imaginations or the model’s hallucinations during factual description. Examples of objects with different relevance scores are shown in Fig. 6. As depicted in the figure, an object such as a “bed”, which is unlikely to be present in the living room scene, receives a lower relevance score, while an object like a “television”

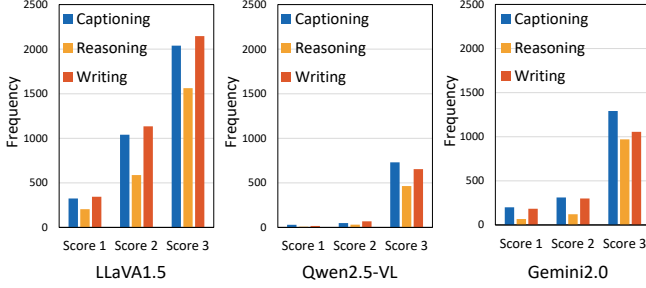


Figure 7. Relevance score distribution for **hallucination** in factual description. It can be observed that, regardless of whether the model is the lower-performing LLaVA1.5 or the higher-performing Qwen2.5-VL and Gemini2.0, most of the hallucinated objects they generate are highly relevant to the image.

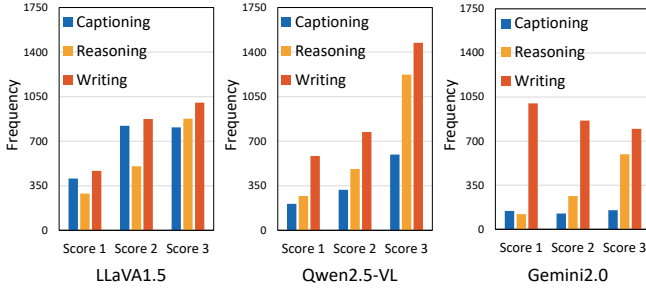


Figure 8. Relevance score distribution for **true imagination** outputs. The results show that Qwen2.5-VL tends to output content that is highly relevant to the image in both the reasoning and writing tasks. In contrast, Gemini2.0, when performing the writing task, outputs content that is less relevant to the image.

receives a higher relevance score.

We select three representative models to analyze the distribution of relevance scores in their outputs, as shown in Fig. 7 and Fig. 8. Here, **Score 1**, **Score 2**, and **Score 3** represent objects that are completely irrelevant, moderately relevant, and highly relevant to the image content, respectively. **Frequency** indicates the total number of occurrences of these objects throughout each evaluation task. The complete relevance assessment results for all LVLMs are reported in Appendix D, and the experimental results validating the consistency between the MLLM judge and human experts are provided in Appendix E.

From the results in Fig. 7, LLaVA1.5 exhibits a much higher frequency of hallucinations compared to the more capable Qwen2.5-VL and Gemini2.0. However, all three models predominantly generate hallucinations that are highly relevant to the image, while irrelevant hallucinations occur only infrequently. This is consistent with the conclusions of previous studies [20], which suggest that a significant portion of hallucinations in LVLMs arises from the model’s inability to effectively distinguish between relevance and existence. As a result, the model generates ob-

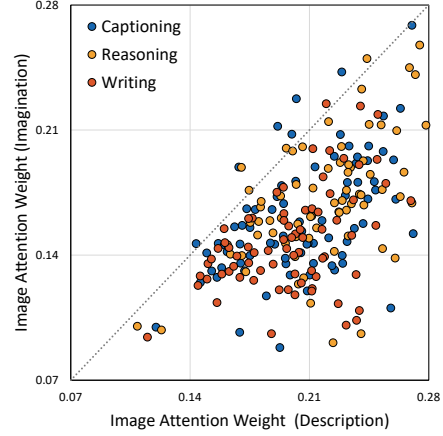


Figure 9. LLaVA1.5’s image attention weights when generating factual description and voluntary imagination objects. The model tends to allocate more image attention weight during factual description, while assigning less image attention weight during voluntary imagination.

jects that are highly relevant to the image but do not actually exist in it.

For the results with true imagination in Fig. 8, we observe that Qwen2.5-VL outputs the highest number of objects that are highly relevant to the image content. Additionally, we note that the proportion of objects irrelevant to the image increases across all models when compared to the results for hallucinated objects. Surprisingly, we find that **the majority of Gemini2.0’s generated objects are irrelevant to the content of the image.**

4.6. Attention Analysis

We further conduct experiments to examine the image attention weights of an LVLM when generating objects. We conduct the experiment on LLaVA1.5 model and calculate the total proportion of attention allocated to image tokens when generating an object, denoting the proportion as the image attention weight for that object. We subsequently compute the average image attention weight for each object in two conditions: when the object is generated as a factual description and when it is generated as a voluntary imagination.

The results are shown in Fig. 9. It reveals a concentration of points in the lower-right region, suggesting that the model assigns more attention to factual descriptions and less to voluntary imaginations. As a result, the model relies more on visual evidence when making factual descriptions, while giving greater weight to accumulated textual context when generating the voluntary imaginations.

Furthermore, we visualize LLaVA1.5’s attention to image tokens when generating corresponding objects, as shown in Fig. 10. It can be observed that the patterns of attention maps differ between true imagination and hallu-

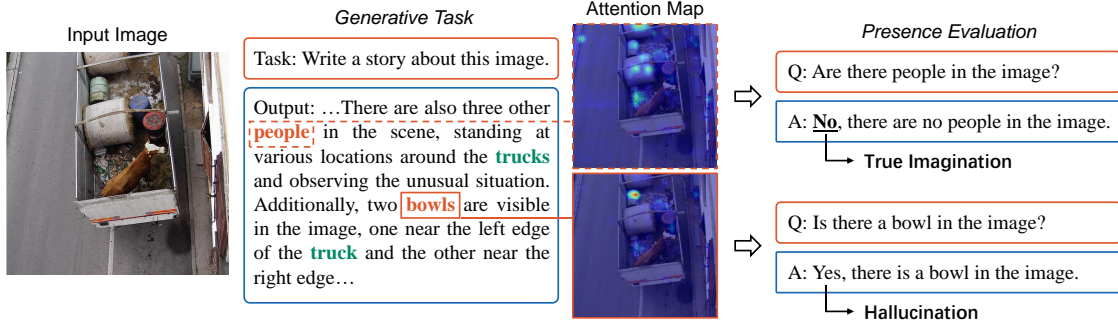


Figure 10. Visualization of LLaVA1.5’s attention maps when generating different objects. In the case of true imagination, the model allocates relatively low attention to the image. However, when hallucinating within the factual description, the model focuses its attention on a particular, erroneous visual region.

Table 3. Effect of hallucination mitigation methods within voluntary imagination tasks.

Method	Captioning			Reasoning			Writing		
	Hal-D ↓	Hal-I ↓	Exp	Hal-D ↓	Hal-I ↓	Exp	Hal-D ↓	Hal-I ↓	Exp
Greedy [23]	19.8 +0.0	17.0 +0.0	7.2 +0.0	14.1 +0.0	12.9 +0.0	9.2 +0.0	19.6 +0.0	13.6 +0.0	8.1 +0.0
DoLA [6]	20.5 +0.6	17.7 +0.7	9.2 +2.0	15.0 +1.0	15.3 +2.4	10.1 +0.9	20.6 +1.0	16.7 +3.1	10.0 +1.9
VCD [19]	17.3 -2.6	20.6 +3.6	9.9 +2.7	13.1 -0.9	18.4 +5.6	9.9 +0.7	17.7 -1.9	19.1 +5.5	11.5 +3.4
OPERA [16]	20.0 +0.1	17.1 +0.1	7.2 +0.0	13.9 -0.2	13.2 +0.3	9.4 +0.2	19.7 +0.1	13.8 +0.2	8.5 +0.4
HALC [5]	17.4 -2.4	17.0 +0.0	7.6 +0.4	12.9 -1.1	14.1 +1.2	9.0 -0.2	17.6 -2.0	15.1 +1.4	8.4 +0.2
VTI [27]	9.3 -10.5	38.9 +21.9	3.1 -4.1	11.5 -2.6	24.2 +11.3	5.9 -3.4	12.1 -7.5	25.5 +11.8	6.4 -1.7

cination. When generating an imagined object (e.g., “people”), the model assigns relatively low attention to the image, relying mainly on previously generated textual context for imagination. In contrast, when generating a hallucinated object (e.g., “bowl”), the model allocates excessive attention to an incorrect region of the image, mistakenly identifying another object as a “bowl”. This suggests that although the model allocates more attention to the image tokens, hallucinations can still occur because it attends to incorrect regions.

4.7. Evaluation of Mitigation Methods

Finally, we investigate the effectiveness of hallucination mitigation methods for both factual description and voluntary imagination. Given that many hallucination mitigation approaches rely on greedy decoding, we use the results of LLaVA1.5 with greedy decoding as our baseline for comparison [5], as shown in Tab. 3.

We observe that although some of the mitigation methods can reduce hallucinations in factual description, none of them address hallucinations in voluntary imagination. The *Hal-I* metric across all the methods remains unchanged or even increases significantly compared to the baseline. This result reveals that **current hallucination mitigation methods have notable limitations in effectively addressing hallucinations in voluntary imagination tasks**. One possible explanation for these results is that existing hallucination mitigation strategies primarily focus on prevent-

ing LVLMs from generating objects that do not exist in the image. However, they overlook LVLMs’ internal understanding of the generated content, leading to the cases of “correct generation but incorrect interpretation”. As a result, while LVLMs may appear to perform well in the generative tasks based on their outputs, they still exhibit significant deficiencies in understanding the content of their own responses. This underscores the need for enhanced approaches that can improve LVLMs’ visual comprehension and reduce their hallucination in both factual description and voluntary imagination tasks.

5. Conclusion

In this paper, we propose the VOPE method, which assesses LVLMs’ hallucination within voluntary imagination tasks via a recheck-based presence evaluation. Rather than focusing on whether the model’s output perfectly aligns with the image content, VOPE identifies hallucinations based on the correctness of the model’s interpretation regarding the presence of output objects. The experimental results reveal that most mainstream LVLMs perform notably poorly when determining the presence of objects they have imagined during the generative task, indicating substantial hallucinations in voluntary imagination tasks. Furthermore, existing mitigation approaches show limited effectiveness in these scenarios. These findings highlight the importance of developing LVLMs that exhibit fewer hallucinations during voluntary imagination.

References

- [1] Josh Achiam, Steven Adler, Sandhini Agarwal, Lama Ahmad, Ilge Akkaya, Florencia Leoni Aleman, Diogo Almeida, Janko Altenschmidt, Sam Altman, Shyamal Anadkat, et al. Gpt-4 technical report. *arXiv preprint arXiv:2303.08774*, 2023. 1, 4, 5, 2
- [2] Jinze Bai, Shuai Bai, Shusheng Yang, Shijie Wang, Sinan Tan, Peng Wang, Junyang Lin, Chang Zhou, and Jingren Zhou. Qwen-vl: A versatile vision-language model for understanding, localization, text reading, and beyond. *arXiv preprint arXiv:2308.12966*, 2023. 1, 2
- [3] Junzhe Chen, Tianshu Zhang, Shiyu Huang, Yuwei Niu, Linfeng Zhang, Lijie Wen, and Xuming Hu. Ict: Image-object cross-level trusted intervention for mitigating object hallucination in large vision-language models. In *IEEE Conf. Comput. Vis. Pattern Recog. (CVPR)*, pages 4209–4221, 2025. 3
- [4] Zhe Chen, Jiannan Wu, Wenhai Wang, Weijie Su, Guo Chen, Sen Xing, Muyan Zhong, Qinglong Zhang, Xizhou Zhu, Lewei Lu, et al. Internvl: Scaling up vision foundation models and aligning for generic visual-linguistic tasks. In *IEEE Conf. Comput. Vis. Pattern Recog. (CVPR)*, pages 24185–24198, 2024. 4, 5, 1, 2
- [5] Zhaorun Chen, Zhuokai Zhao, Hongyin Luo, Huaxiu Yao, Bo Li, and Jiawei Zhou. Halc: Object hallucination reduction via adaptive focal-contrast decoding. *Int. Conf. Mach. Learn. (ICML)*, 2024. 8
- [6] Yung-Sung Chuang, Yujia Xie, Hongyin Luo, Yoon Kim, James Glass, and Pengcheng He. Dola: Decoding by contrasting layers improves factuality in large language models. *Int. Conf. Learn. Represent. (ICLR)*, 2024. 8
- [7] Wenliang Dai, Junnan Li, Dongxu Li, Anthony Meng Huat Tiong, Junqi Zhao, Weisheng Wang, Boyang Li, Pascale Fung, and Steven Hoi. Instructblip: Towards general-purpose vision-language models with instruction tuning, 2023. 1
- [8] DeepSeek-AI. Deepseek-r1: Incentivizing reasoning capability in llms via reinforcement learning, 2025. 1
- [9] Jinhao Duan, Fei Kong, Hao Cheng, James Diffenderfer, Bhavya Kailkhura, Lichao Sun, Xiaofeng Zhu, Xiaoshuang Shi, and Kaidi Xu. Truthprint: Mitigating large vision-language models object hallucination via latent truthful-guided pre-intervention. In *IEEE Int. Conf. Comput. Vis. (ICCV)*, pages 7372–7382, 2025. 3
- [10] Xinyu Fang, Zhijian Chen, Kai Lan, Lixin Ma, Shengyuan Ding, Yingji Liang, Xiangyu Zhao, Farong Wen, Zicheng Zhang, Guofeng Zhang, et al. Creation-mmbench: Assessing context-aware creative intelligence in mllm. *IEEE Int. Conf. Comput. Vis. (ICCV)*, 2025. 1
- [11] Alessandro Favero, Luca Zancato, Matthew Trager, Sidharth Choudhary, Pramuditha Perera, Alessandro Achille, Ashwin Swaminathan, and Stefano Soatto. Multi-modal hallucination control by visual information grounding. In *IEEE Conf. Comput. Vis. Pattern Recog. (CVPR)*, pages 14303–14312, 2024. 3
- [12] Aaron Grattafiori, Abhimanyu Dubey, Abhinav Jauhri, Abhinav Pandey, Abhishek Kadian, Ahmad Al-Dahle, Aiesha Letman, Akhil Mathur, Alan Schelten, Alex Vaughan, et al. The llama 3 herd of models. *arXiv preprint arXiv:2407.21783*, 2024. 1, 4, 5, 2
- [13] Tianrui Guan, Fuxiao Liu, Xiyang Wu, Ruiqi Xian, Zongxia Li, Xiaoyu Liu, Xijun Wang, Lichang Chen, Furong Huang, Yaser Yacoob, et al. Hallusionbench: an advanced diagnostic suite for entangled language hallucination and visual illusion in large vision-language models. In *IEEE Conf. Comput. Vis. Pattern Recog. (CVPR)*, pages 14375–14385, 2024. 1, 2
- [14] Anisha Gunjal, Jihan Yin, and Erhan Bas. Detecting and preventing hallucinations in large vision language models. In *Conf. Artif. Intell. (AAAI)*, pages 18135–18143, 2024. 2
- [15] Hongyu Hu, Jiyuan Zhang, Minyi Zhao, and Zhenbang Sun. Ciem: Contrastive instruction evaluation method for better instruction tuning. *arXiv preprint arXiv:2309.02301*, 2023. 1, 2
- [16] Qidong Huang, Xiaoyi Dong, Pan Zhang, Bin Wang, Conghui He, Jiaqi Wang, Dahua Lin, Weiming Zhang, and Nenghai Yu. Opera: Alleviating hallucination in multimodal large language models via over-trust penalty and retrospection-allocation. In *IEEE Conf. Comput. Vis. Pattern Recog. (CVPR)*, pages 13418–13427, 2024. 1, 3, 8
- [17] Zhangqi Jiang, Junkai Chen, Beier Zhu, Tingjin Luo, Yankun Shen, and Xu Yang. Devils in middle layers of large vision-language models: Interpreting, detecting and mitigating object hallucinations via attention lens. In *IEEE Conf. Comput. Vis. Pattern Recog. (CVPR)*, pages 25004–25014, 2025. 3
- [18] Liqiang Jing, Ruosen Li, Yunmo Chen, and Xinya Du. Faithscore: Fine-grained evaluations of hallucinations in large vision-language models. In *Conf. Empir. Methods Nat. Lang. Process. (EMNLP)*, pages 5042–5063, 2024. 2
- [19] Sicong Leng, Hang Zhang, Guanzheng Chen, Xin Li, Shijian Lu, Chunyan Miao, and Lidong Bing. Mitigating object hallucinations in large vision-language models through visual contrastive decoding. In *IEEE Conf. Comput. Vis. Pattern Recog. (CVPR)*, pages 13872–13882, 2024. 1, 3, 8
- [20] Yifan Li, Yifan Du, Kun Zhou, Jinpeng Wang, Wayne Xin Zhao, and Ji-Rong Wen. Evaluating object hallucination in large vision-language models. *Conf. Empir. Methods Nat. Lang. Process. (EMNLP)*, 2023. 1, 2, 7
- [21] Tsung-Yi Lin, Michael Maire, Serge Belongie, Lubomir Bourdev, Ross Girshick, James Hays, Pietro Perona, Deva Ramanan, C. Lawrence Zitnick, and Piotr Dollár. Microsoft coco: Common objects in context. In *Eur. Conf. Comput. Vis. (ECCV)*, pages 740–755, 2014. 4
- [22] David EJ Linden, Katy Thornton, Carissa N Kuswanto, Stephen J Johnston, Vincent van de Ven, and Michael C Jackson. The brain’s voices: comparing nonclinical auditory hallucinations and imagery. *Cerebral Cortex*, 21(2):330–337, 2011. 1
- [23] Haotian Liu, Chunyuan Li, Qingyang Wu, and Yong Jae Lee. Visual instruction tuning. *Adv. Neural Inform. Process. Syst. (NIPS)*, 36:34892–34916, 2023. 1, 8
- [24] Haotian Liu, Chunyuan Li, Yuheng Li, and Yong Jae Lee. Improved baselines with visual instruction tuning. In *IEEE Conf. Comput. Vis. Pattern Recog. (CVPR)*, pages 26296–26306, 2024. 1, 2, 4, 5
- [25] Hanchao Liu, Wenyuan Xue, Yifei Chen, Dapeng Chen, Xiutian Zhao, Ke Wang, Liping Hou, Rongjun Li, and Wei Peng.

- A survey on hallucination in large vision-language models. *arXiv preprint arXiv:2402.00253*, 2024. 1, 2
- [26] Jiazhen Liu, Yuhan Fu, Ruobing Xie, Runquan Xie, Xingwu Sun, Fengzong Lian, Zhanhui Kang, and Xirong Li. Phd: A chatgpt-prompted visual hallucination evaluation dataset. In *IEEE Conf. Comput. Vis. Pattern Recog. (CVPR)*, pages 19857–19866, 2025. 1, 2
 - [27] Sheng Liu, Haotian Ye, Lei Xing, and James Zou. Reducing hallucinations in vision-language models via latent space steering. *Int. Conf. Learn. Represent. (ICLR)*, 2025. 1, 3, 8
 - [28] Wenqi Liu, Xuemeng Song, Jiaxi Li, Yinwei Wei, Na Zheng, Jianhua Yin, and Liqiang Nie. Mitigating hallucination through theory-consistent symmetric multimodal preference optimization. *Adv. Neural Inform. Process. Syst. (NIPS)*, 2025. 2
 - [29] Holy Lovenia, Wenliang Dai, Samuel Cahyawijaya, Ziwei Ji, and Pascale Fung. Negative object presence evaluation (nope) to measure object hallucination in vision-language models. In *Adv. Lang. Vis. Res. (ALVR)*, pages 37–58, 2024. 2
 - [30] Kyeongman Park, Minbeom Kim, and Kyomin Jung. A character-centric creative story generation via imagination. *arXiv preprint arXiv:2409.16667*, 2024. 1
 - [31] Woohyeon Park, Woojin Kim, Jaek Kim, and Jaeyoung Do. Second: Mitigating perceptual hallucination in vision-language models via selective and contrastive decoding. In *Int. Conf. Mach. Learn. (ICML)*. PMLR, 2025. 3
 - [32] Shangpin Peng, Senqiao Yang, Li Jiang, and Zhuotao Tian. Mitigating object hallucinations via sentence-level early intervention. In *IEEE Int. Conf. Comput. Vis. (ICCV)*, pages 635–646, 2025. 2
 - [33] Jiaye Qian, Ge Zheng, Yuchen Zhu, and Sibe Yang. Intervene-all-paths: Unified mitigation of lvlm hallucinations across alignment formats. *Adv. Neural Inform. Process. Syst. (NIPS)*, 2025. 3
 - [34] Anna Rohrbach, Lisa Anne Hendricks, Kaylee Burns, Trevor Darrell, and Kate Saenko. Object hallucination in image captioning. *Conf. Empir. Methods Nat. Lang. Process. (EMNLP)*, 2018. 2
 - [35] Zhiqing Sun, Sheng Shen, Shengcao Cao, Haotian Liu, Chunyuan Li, Yikang Shen, Chuang Gan, Liang-Yan Gui, Yu-Xiong Wang, Yiming Yang, et al. Aligning large multimodal models with factually augmented rlhf. *arXiv preprint arXiv:2309.14525*, 2023. 2
 - [36] Wei Suo, Lijun Zhang, Mengyang Sun, Lin Yuanbo Wu, Peng Wang, and Yanning Zhang. Octopus: Alleviating hallucination via dynamic contrastive decoding. In *IEEE Conf. Comput. Vis. Pattern Recog. (CVPR)*, pages 29904–29914, 2025. 3
 - [37] Feilong Tang, Chengzhi Liu, Zhongxing Xu, Ming Hu, Zile Huang, Haochen Xue, Ziyang Chen, Zelin Peng, Zhiwei Yang, Sijin Zhou, et al. Seeing far and clearly: Mitigating hallucinations in mllms with attention causal decoding. In *IEEE Conf. Comput. Vis. Pattern Recog. (CVPR)*, pages 26147–26159, 2025. 3
 - [38] Gemma Team. Gemma 3. 2025. 4, 5, 1, 2
 - [39] Gemini Team, Rohan Anil, Sebastian Borgeaud, Jean-Baptiste Alayrac, Jiahui Yu, Radu Soricut, Johan Schalkwyk, Andrew M Dai, Anja Hauth, Katie Millican, et al. Gemini: a family of highly capable multimodal models. *arXiv preprint arXiv:2312.11805*, 2023. 1, 2, 4, 5
 - [40] Qwen Team. Qwen2.5-vl, 2025. 4, 5, 1, 2
 - [41] Qwen Team. Qwen3, 2025. 1
 - [42] Andrey Vysheskiy. Voluntary and involuntary imagination: neurological mechanisms, developmental path, clinical implications, and evolutionary trajectory. *Evolutionary Studies in Imaginative Culture*, 4(2):1–18, 2020. 1
 - [43] Zifu Wan, Ce Zhang, Silong Yong, Martin Q Ma, Simon Stepputtis, Louis-Philippe Morency, Deva Ramanan, Katia Sycara, and Yaqi Xie. Only: One-layer intervention sufficiently mitigates hallucinations in large vision-language models. In *IEEE Int. Conf. Comput. Vis. (ICCV)*, 2025. 3
 - [44] Junyang Wang, Yuhang Wang, Guohai Xu, Jing Zhang, Yukai Gu, Haitao Jia, Jiaqi Wang, Haiyang Xu, Ming Yan, Ji Zhang, et al. Amber: An llm-free multi-dimensional benchmark for mllms hallucination evaluation. *arXiv preprint arXiv:2311.07397*, 2023. 1, 2
 - [45] Peter West, Ximing Lu, Nouha Dziri, Faeze Brahman, Linjie Li, Jena D Hwang, Liwei Jiang, Jillian Fisher, Abhilasha Ravichander, Khyathi Chandu, et al. The generative ai paradox: “what it can create, it may not understand”. *Int. Conf. Learn. Represent. (ICLR)*, 2024. 2
 - [46] Tsung-Han Wu, Heekyung Lee, Jiaxin Ge, Joseph E Gonzalez, Trevor Darrell, and David M Chan. Generate, but verify: Reducing hallucination in vision-language models with retrospective resampling. *Adv. Neural Inform. Process. Syst. (NIPS)*, 2025. 3
 - [47] Le Yang, Ziwei Zheng, Boxu Chen, Zhengyu Zhao, Chenhao Lin, and Chao Shen. Nullu: Mitigating object hallucinations in large vision-language models via halluspace projection. In *IEEE Conf. Comput. Vis. Pattern Recog. (CVPR)*, pages 14635–14645, 2025. 3
 - [48] Zhihe Yang, Xufang Luo, Dongqi Han, Yunjian Xu, and Dongsheng Li. Mitigating hallucinations in large vision-language models via dpo: On-policy data hold the key. In *IEEE Conf. Comput. Vis. Pattern Recog. (CVPR)*, pages 10610–10620, 2025. 1, 2
 - [49] Yuan Yao, Tianyu Yu, Ao Zhang, Chongyi Wang, Junbo Cui, Hongji Zhu, Tianchi Cai, Haoyu Li, Weilin Zhao, Zhihui He, et al. Minicpm-v: A gpt-4v level mllm on your phone. *arXiv preprint arXiv:2408.01800*, 2024. 4, 5, 1, 2
 - [50] Hao Yin, Guangzong Si, and Zilei Wang. Clearlight: Visual signal enhancement for object hallucination mitigation in multimodal large language models. In *IEEE Conf. Comput. Vis. Pattern Recog. (CVPR)*, pages 14625–14634, 2025. 3
 - [51] Linxi Zhao, Yihe Deng, Weitong Zhang, and Quanquan Gu. Mitigating object hallucination in large vision-language models via image-grounded guidance. *Int. Conf. Mach. Learn. (ICML)*, 2025. 3
 - [52] Ge Zheng, Jiaye Qian, Jiajin Tang, and Sibe Yang. Why lvlms are more prone to hallucinations in longer responses: The role of context. In *IEEE Int. Conf. Comput. Vis. (ICCV)*, pages 4101–4113, 2025. 3
 - [53] Deyao Zhu, Jun Chen, Xiaoqian Shen, Xiang Li, and Mohamed Elhoseiny. Minigt-4: Enhancing vision-language

understanding with advanced large language models. *arXiv preprint arXiv:2304.10592*, 2023. [1](#)

VOPE: Revisiting Hallucination of Vision-Language Models in Voluntary Imagination Task

Appendix

A. Prompt for Relevance Assessment

The prompt used for relevance evaluation is shown in Fig. 12. We provide the MLLM judge with the criteria for determining different relevance scores and require it to include an explanation after assigning the relevance score.

B. Prompts for Generative Tasks

The prompts for the three generative tasks are shown in Fig. 11. Each task requires a different level of voluntary imagination. The captioning task only requires the LVLM to provide factual descriptions of the image, without any voluntary imagination. The reasoning task, on the other hand, requires the LVLM to infer information beyond the image, involving a moderate degree of voluntary imagination. Lastly, the writing task asks the LVLM to create a new story based on the image, requiring substantial voluntary imagination.

C. Implementation of Contrastive Decoding

The principle of contrastive decoding is to construct two probability distributions by imposing different input conditions, then use their difference as a guiding signal so that the model’s final output distribution is driven to align more closely with one of them.

Here, we adapt this method and follow part of the implementations in VCD [19], using the contrasts between the model’s output probabilities under the writing prompt and the captioning prompt to adjust the model’s expressive tendency. The probability distribution for generating a new token is computed as follows:

$$p_{cd}(y|v, x_w, x_c) = \text{softmax}[\text{logit}_\theta(y|v, x_w) + \alpha(\text{logit}_\theta(y|v, x_w) - \text{logit}_\theta(y|v, x_c))], \quad (5)$$

where v denotes the visual input, x_w denotes the prompt for the writing task, x_c denotes the prompt for the captioning task, y denotes the output token, logit_θ represents the output logits produced by the model, and p_{cd} refers to the probability distribution after applying contrastive decoding. The hyperparameter α is introduced to control both the direction and magnitude of the contrastive decoding adjustment. When $\alpha < 0$, the model’s output distribution shifts toward the captioning task, resulting in a decrease in expressive tendency. When $\alpha > 0$, the output probability distribution is further strengthened toward the direction of writing task, leading to an increase in expressive tendency.

Captioning:

“Describe this image.”

Reasoning:

“Analyze the image and reason about what event might have just happened or is about to happen.”

Writing:

“Write a story about this image.”

Figure 11. The prompts used for the three generative tasks.

D. Complete Results for Relevance Assessment

The complete relevance assessment results obtained from the three generative experiments are shown in Tab. 4, Tab. 5 and Tab. 6. In the tables, $\mathbf{D_H}$ and $\mathbf{I_T}$ indicate whether the evaluated object belongs to a hallucination or a true imagination. **Score 1**, **Score 2**, and **Score 3** represent objects that are completely irrelevant, moderately relevant, and highly relevant to the image content, respectively. The numbers in the tables represent the count of objects that received the corresponding relevance score.

Table 4. Results of relevance assessment in the **captioning** task.

Model	Category	Score 1	Score 2	Score 3
LLaVA1.5 [24]	$\mathbf{D_H}$	324	1041	2040
	$\mathbf{I_T}$	407	821	809
LLaMA3.2-Vision [12]	$\mathbf{D_H}$	234	342	1281
	$\mathbf{I_T}$	87	115	187
InternVL2.5 [4]	$\mathbf{D_H}$	81	208	1022
	$\mathbf{I_T}$	288	305	429
Qwen2.5-VL [40]	$\mathbf{D_H}$	30	49	731
	$\mathbf{I_T}$	208	318	595
MiniCPM-o 2.6 [49]	$\mathbf{D_H}$	56	166	861
	$\mathbf{I_T}$	141	230	452
Gemma3 [38]	$\mathbf{D_H}$	138	245	1171
	$\mathbf{I_T}$	205	187	230
GPT-4o [1]	$\mathbf{D_H}$	20	61	874
	$\mathbf{I_T}$	121	148	201
Gemini2.0 [39]	$\mathbf{D_H}$	199	311	1292
	$\mathbf{I_T}$	146	125	151

Prompt:

You will be provided with an image and an object name. Your task is to evaluate the relevance between the given object and the content of the image, and assign a score based on the following criteria:

Score 3, Highly Relevant : The object is commonly associated with or co-occurs with objects in the image, or typically appears in the scene depicted.

Score 2, Moderately Relevant: The object does not necessarily appear in such a scene, but its presence would not be inconsistent or unnatural.

Score 1, Irrelevant: The object is unlikely to appear in the type of scene shown in the image.

Please analyze the image and the object, then provide:

A. The relevance score (1-3)

B. A brief explanation in English supporting your score

Object: <Target Object>

Image: <Image Tokens>

Figure 12. The prompt used for relevance evaluation.

Table 5. Results of relevance assessment in the **reasoning** task.

Model	Category	Score 1	Score 2	Score 3
LLaVA1.5 [24]	D _H	204	588	1562
	I _T	289	503	877
LLaMA3.2-Vision [12]	D _H	162	236	1125
	I _T	85	127	331
InternVL2.5 [4]	D _H	33	74	523
	I _T	84	194	525
Qwen2.5-VL [40]	D _H	9	31	465
	I _T	269	482	1223
MiniCPM-o 2.6 [49]	D _H	26	86	584
	I _T	100	232	583
Gemma3 [38]	D _H	94	207	1025
	I _T	128	182	490
GPT-4o [1]	D _H	8	17	546
	I _T	64	184	613
Gemini2.0 [39]	D _H	67	120	970
	I _T	120	264	596

Table 6. Results of relevance assessment in the **writing** task.

Model	Category	Score 1	Score 2	Score 3
LLaVA1.5 [24]	D _H	345	1135	2147
	I _T	467	875	1003
LLaMA3.2-Vision [12]	D _H	207	312	1293
	I _T	117	196	379
InternVL2.5 [4]	D _H	53	199	848
	I _T	729	838	897
Qwen2.5-VL [40]	D _H	16	69	654
	I _T	584	773	1473
MiniCPM-o 2.6 [49]	D _H	53	153	870
	I _T	397	493	764
Gemma3 [38]	D _H	153	295	787
	I _T	760	703	659
GPT-4o [1]	D _H	31	89	785
	I _T	820	973	1228
Gemini2.0 [39]	D _H	183	300	1055
	I _T	1000	863	798

E. Human Evaluation for Relevance Assessment

We conduct a human evaluation to assess the reliability of the MLLM judge. Specifically, we randomly sample test cases from the relevance assessment experiment and present them to human annotators for scoring. We then compare their scores with those produced by the MLLM judge to examine whether the two exhibit consistent tendencies in assigning relevance scores.

We recruit ten current PhD students as testers and split

them into two groups. We randomly sample 500 examples and ask both groups to perform relevance assessment on these examples. We then aggregate the results and construct two confusion matrices: one comparing GPT-4o’s scores with the human scores, and another comparing the scores of the two human groups, as illustrated in Fig. 13. The numbers in the matrix represent the count of examples corresponding to the different relevance scores assigned by GPT-4o and the human testers. For instance, the number in row i and column j of the matrix on the left indicates the number of examples where GPT-4o assigns a relevance

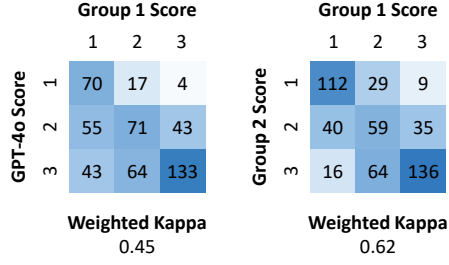


Figure 13. Human evaluation for relevance assessment.

score of i and human testers in group 1 assign a relevance score of j .

Based on these confusion matrices, we compute the weighted kappa coefficients, a widely used metric for evaluating the agreement between two sets of test results. The coefficient ranges from -1 to 1 , with values greater than 0 indicating agreement between the evaluations. The results show that, although the kappa coefficient between GPT-4o and the human testers is slightly lower than that between the two human groups, it still indicates consistency in their relevance assessment results. It is worth noting that judging “whether an object is relevant to an image” is a highly subjective task; therefore, a kappa coefficient of 0.45 is sufficient to demonstrate a clear tendency of agreement between GPT-4o’s evaluations and human judgments.

We observe two key differences between GPT-4o’s scores and those of human testers. First, GPT-4o is less likely to categorize an object as completely irrelevant to the image, leading to fewer assignments of a **Score 1**. Second, there are instances where GPT-4o assigns a **Score 3**, while human testers give a **Score 1**. We attribute this discrepancy to GPT-4o’s broader interpretation of certain words compared to human testers. For example, GPT-4o associates the word “bed” with scenes of pets resting, whereas most human testers associate “bed” exclusively with scenes of humans resting. (The human testers prefer to link words like “mat” or “cushion” with scenes of pets resting.)