

Fast Quantum Many Body State Synthesis

Prashasti Tiwari,^{1,*} Dylan Lewis,^{1,2} and Sougato Bose¹

¹*Department of Physics, University College London, London WC1E 6BT, United Kingdom*

²*Blackett Laboratory, Imperial College London, London SW7 2AZ, United Kingdom*

(Dated: November 18, 2025)

Quantum Mechanical ground states of many-body systems can be important resources for various investigations: for quantum sensing, as the initial state for nonequilibrium quantum dynamics following quenches, and the simulation of quantum processes that start by coupling systems in ground states, eg, could be a process in quantum chemistry. However, to prepare ground states can be challenging; for example, requires adiabatic switching of Hamiltonian terms slower than an inverse gap, which can be time consuming and bring in decoherence. Here we investigate the possibility of preparing a many-body entangled ground state of a certain Hamiltonian, which can be called a quantum “problem” Hamiltonian, using the time evolution of an initial fiducial state by another “solver” Hamiltonian/s for a very short fixed (unit) time. The parameters of the solver Hamiltonian are optimised classically using energy minimisation as the cost function. We present a study of up to $n = 10$ qubit many-body states prepared using this methodology.

I. INTRODUCTION

Quantum many-body systems are comprised of a large number of interacting quantum particles, which are typically electrons, spins, or atoms. The behaviour of such systems cannot be modeled by that of the individual components and thus have to be modeled as a collective, leading to strongly correlated behaviour. Typically, they have entangled ground states [1]. These states are fundamental to understanding physical phenomena in quantum chemistry, nuclear physics, quantum information, phase transitions, topological order, and condensed matter physics. The Hilbert space of a system with n spin-1/2 particles (qubits) grows exponentially, and has 2^n basis states. This makes exact classical simulation of such spin systems computationally difficult, and thus serves as the motivator for both approximate classical [2] and quantum computation/simulation methods [3, 4]. Often the challenge is presented as the requirement to accurately determine the ground state energy; however, for that, one needs to determine the ground state itself accurately enough. One way is to prepare it in a simulator/quantum computer and measure its energy [5].

In quantum simulators, it is often pivotal to be able to prepare the ground state of a quantum many-body system as these states play a decisive role in their low-energy behaviour. The generation of special ground states is required for quantum error correction codes, spin liquids, and topological quantum states for quantum computing [1, 6–9]. Moreover, one of the really difficult class of problems that only quantum simulators/computers can solve is the long time nonequilibrium dynamics of quantum many-body systems, which underlies almost any natural process, albeit combined with relaxations in open environments. Thus, it would seem that the ground states of quantum many-body systems

would be the necessary prerequisite as initial states to model various natural processes in quantum simulators: for example, the non-adiabatic dynamics [10] that ensues after bringing two ground state complex molecules to suddenly interact with each other, or suddenly bringing two many-body ground states to interact at a point [11] or how a system changes due to an external change of environment or internal couplings [12], say, by a sudden change of pressure on a solid. They may also be useful for studying thermalization/non-thermalization in closed and open systems following quenches with entangled ground states as starting states [13]. Those states that can be prepared may also serve as building blocks for larger [14] or higher dimensional ground states in a simulator. In fact, the controlled preparation of many-body states has also become a building block for quantum machine learning applications, in hybrid quantum-classical algorithms, and is an important focus for both digital and analog quantum computing platforms [5, 15–18]. In a nutshell, it is crucial to be able to prepare the quantum ground state of a system in a given quantum hardware, as this can be the starting point of various subsequent investigations. However, even knowing the ground state does not necessarily mean that one has an easy method of preparing it ‘in situ’ in a quantum simulator.

There are many approaches to quantum state preparation. These methods include adiabatic methods, digital based variational methods and analog or hybrid analog methods. The adiabatic and analog methods start with an initial state of a Hamiltonian and gradually evolved towards a target state, whilst also remaining in the ground state throughout. However adiabatic methods require that the time scale inversely with spectral energy gaps [19, 20]. The analog methods are better suited to trapped-ion and Rydberg atom simulators, but it can become harder to control the decoherence and noise due to the large timescales. There are other techniques proposed such as shortcuts to adiabaticity and counteradiabatic driving to overcome the large timescales, however they propose challenges as the quantum fluctuations

* ucappti@ucl.ac.uk

cause transitions into unwanted final energy states [21].

On the other hand, digital variational quantum algorithms approach [22, 23] requires a parametrised circuit comprised of unitaries with the energy of the system used as a cost function for the classical optimiser which interacts with the circuit via a feedback loop. In this case, the choice and optimisation of the ansatz remains crucial for the accuracy. The circuit typically contains blocks with some CNOT gates. However, to get to a ground state from some fiducial state, several complete CNOTs may actually not be necessary, eg partial evolutions according to entangling Hamiltonians may suffice. That may take much less time than several full CNOTs (note that some approaches [24–29] do not have this issue). These methods become increasingly difficult with the number of parameters in the circuit ansatz, eg the number of layers [30]. It suggests that there is a need of a problem inspired structure for faster convergence and higher fidelity. There has been further work to improve the convergence and fidelity as the system scales, however the scaling problem is not fully eliminated [30–32].

In this work, we ask a fundamental question: can the time evolution, say for a fixed short time ($t = 1$, say) by a realistic (two-body) constant Hamiltonian (or a very few, eg, a couple of constant Hamiltonians in succession) enable us to generate the desired ground state of a many-body system from a given fiducial state? The independent parameters of the Hamiltonian ($\sim O(n^2)$) are only polynomial in the number n of qubits. Moreover, by restricting it to the fewest invocations of distinct Hamiltonians (in fact, in our examples, we restrict to two) it is equivalent to a shallow circuit. While this would seem limited, the exponentiation of the Hamiltonian is equivalent to the exponentiation of the sum of several non-commuting terms: this still gives the ansatz a large enough reach in state space (the nested commutators have the capability to generate a large Lie Algebra, although we must say that the coefficients of the terms are not all independent, restricted by being composed from the $O(n^2)$ independent parameters of the Hamiltonian). Does this approach work well as an *analog ansatz* for state preparation?

To examine the above question, we propose to find the required time evolution Hamiltonian via a variational approach. To have a general/expressible enough (so that it is capable of reaching enough states), yet relatively simple, class of Hamiltonians to work with, we restrict the time evolution Hamiltonian to anisotropic Heisenberg models on arbitrary graphs/chains with arbitrary local fields. Given recent results in trapped ion systems [33], these are on the verge of realisability in a quantum simulator. The parameters of the analog ansatz (the time evolution Hamiltonian) are subjected to a gradient based optimisation. The cost function is the energy of the evolved state with respect to a different Hamiltonian, namely the Hamiltonian whose ground state we want to prepare. That the gradient based minimisation of the cost function is anticipated to work effectively in this con-

text, is, in fact, expected from a recent proof [34] that when the parameters of a quantum circuit are so constrained that they are expressible as the evolution due to a single time independent Hamiltonian, then they do not suffer from exponentially vanishing gradients, namely the barren plateaus problem [30]. Additionally, warm start strategies [29, 35–38] are incorporated (and combinations of strategies are proposed and examined): a solution for a smaller system is used as a starting point for a bigger system with incremental coupling ramps. We find that this reduces iteration counts and mitigates the gradient disappearing before the solution is reached. Our ansatz and method are benchmarked for a Heisenberg spin graph of up to 6 qubits and a Heisenberg spin-chain for upto 10 qubits to show that high fidelity preparation of ground states of these systems is possible with low enough optimisation times.

II. MODELS & ANSATZ

The systems explored in this work are the spin - 1/2 Heisenberg models. They model a wide variety of systems in nature so that it is important to prepare their ground states for improving our understanding of low energy properties, as well as a starting point of various nonequilibrium dynamics. On the other hand, we will use the same class of models, namely the anisotropic XYZ Heisenberg Hamiltonians, as the analog ansatz to create the required ground states via nonequilibrium dynamics. Such an ansatz is also motivated by the fact that they naturally arise for the ion trap and neutral atom systems, thus implementation can potentially be made by using these systems as quantum simulator platforms. There has been work done to show they arise from the via the laser control of parameters in ion traps [33].

The Hamiltonian for a n -spin anisotropic Heisenberg Hamiltonian system (which we will call our *problem* Hamiltonian H_p) is as follows

$$H_p(\mathbf{J}_p) = \sum_{\langle i,j \rangle \in E(G)} (J_{ij}^x \sigma_i^x \sigma_j^x + J_{ij}^y \sigma_i^y \sigma_j^y + J_{ij}^z \sigma_i^z \sigma_j^z) \quad (1)$$

The above is the general equation for the XYZ model, $J_{ij}^x, J_{ij}^y, J_{ij}^z$ represent the couplings between qubits i and j along each of the spin directions, $E(G)$ is the set of edges for the interaction graph G . The aim is to consider a very general model (arbitrary graphs) so that solutions can then be used for a broader range of problem sets.

The problem Hamiltonian H_p , given by Eq.(1), is used to define the system of interest, whose ground state is to be prepared. This is the very reason that we have decided to call it the problem Hamiltonian. For analogy, note that several classical combinatorial optimization problems can be mapped on to classical Ising Hamiltonians – the ground state is the solution to the problem. Analogously, H_p presents a *quantum problem* (as it has

noncommuting terms) to be solved. The quantum (entangled) ground state can be regarded as the solution to the problem. In this paper, as problems, two graph topologies are considered i) the chain graph for upto 10 qubits corresponding to a nearest neighbour couplings on a 1D lattice ii) the complex graph for upto 6 qubits to represent all-to-all connectivity.

In order to solve the quantum problem (prepare the ground state), we use time evolution by a constant Hamiltonian as discussed above. We call this the *solver* Hamiltonian H_s . In order to make it slightly more versatile – as it has to be optimised to solve the problem by time evolution starting from simple fiducial states, H_s is chosen to be the same type of Hamiltonian, but with additional external fields, as given below

$$H_s(\mathbf{J}_s) = \sum_{\langle i,j \rangle \in E(G)} (J_{ij}^x \sigma_i^x \sigma_j^x + J_{ij}^y \sigma_i^y \sigma_j^y + J_{ij}^z \sigma_i^z \sigma_j^z) + \sum_i (h_i^x \sigma_i^x + h_i^y \sigma_i^y + h_i^z \sigma_i^z) \quad (2)$$

The h_i fields are different for each qubit and present in the x, y, z directions. Further to the realisations of couplings in arbitrary graphs [33] for trapped ion qubits, these local fields can be obtained by appropriately detuned Rabi drivings (however, note that we are taking a bit of academic freedom here in proposing the above H_s as our ansatz, to see how much that empowers us – the exact mechanism for realisation in a simulator is not part of this work). The time evolution by H_s is applied to an initial fiducial state of the collection of n qubits, which we take to be either $|0\rangle^{\otimes n}$ or $|+\rangle^{\otimes n}$.

The final state obtained is therefore given by:

$$|\psi(\mathbf{J}_s)\rangle = e^{-iH_s(\mathbf{J}_s)t} |\psi_0\rangle \quad (3)$$

where $|\psi_0\rangle = |0\rangle^{\otimes N}$ or $|+\rangle^{\otimes N}$.

This can, of course, be generalised to L layers:

$$|\psi(\{\mathbf{J}_{s,k}\})\rangle = \prod_{k=1}^L e^{-iH_s(\mathbf{J}_{s,k})t} |\psi_0\rangle, \quad (4)$$

although we will restrict here to $L = 1, 2$ (equivalent to very shallow circuits). Although superficially Eq.(4) looks similar to a Hamiltonian variational ansatz it is different. The form of Hamiltonian variational ansatz commonly used evolves according to the separate terms of a Hamiltonian such as $H_s(\mathbf{J}_{s,k})$ or $H_p(\mathbf{J}_p)$, and often these are the terms of $H_p(\mathbf{J}_p)$ itself [24, 25, 27, 29]. Perhaps one of the closest in approach is Ref.[26], although there a decay of couplings with distance in an ion trap simulator is assumed, and several layers with interspersed local unitaries are used.

III. METHODS

Our variational ansatz can be optimized in a classical computer for small sizes or a quantum-classical hybrid approach of a quantum simulator and classical computer. In either way, for each ground state, an optimal solver Hamiltonians H_s would be identified. In some loose sense of the term, then, we do not worry so much about the time it takes to find out the optimal couplings; once we get the H_s corresponding to a given ground state it can be catalogued and repeatedly used in various analog simulators to rapidly generate that ground state. This can then be used as a starting point of further investigations, such as nonequilibrium dynamics. Having said that, it is always best to minimize the time needed to variationally find the optimal H_s . To this end, we formulate and compare a few strategies. The cost function for the optimisation is given by

$$C(\mathbf{J}_s) = \langle \psi(\mathbf{J}_s) | H_p(\mathbf{J}_p) | \psi(\mathbf{J}_s) \rangle. \quad (5)$$

As we will only be using classical simulations here to demonstrate that our methodology works, we will *a priori* calculate both the exact ground state $|GS(H_p(\mathbf{J}_p))\rangle$ and the ground state energy E_{GS} of the problem Hamiltonian $H_p(\mathbf{J}_p)$ by exact numerical diagonalization. This will help us to keep track of the progress of our optimization (how well we are doing as we progress), although neither will be used in the optimisation algorithm – only $C(\mathbf{J}_s)$ of Eq.(5) will be used as the relevant cost function. In passing here we note that even in the limited scenario of small sizes where we can numerically exactly compute $|GS(H_p(\mathbf{J}_p))\rangle$ and E_{GS} , our algorithm is still useful as it provides, in the end, a prescription $e^{-iH_s(\mathbf{J}_s)t} |\psi_0\rangle$ to rapidly generate $|GS(H_p(\mathbf{J}_p))\rangle$ in a quantum simulator.

An iteration is defined as the single optimisation step of the variational optimiser, where parameters are updated once. We also want to keep track of how our optimisation is progressing as we go on iterating. To this end, in addition to the cost function, we compute a few other metrics at each step of iteration. For each iteration, JAX based optimisation is used which also calculates the gradient of the cost function from Eq.(5). This is used to obtain the grad norm $\|\nabla C\|$, which in turn is used to compute the metric β

$$\beta = \frac{\Delta E}{\|\nabla C\|} \quad (6)$$

where ΔE is the difference in the final energy achieved or the final cost \bar{C} at the end of the latest iteration and the ground state energy known exactly E_{GS} :

$$\Delta E = \bar{C} - E_{GS} \quad (7)$$

The quantity β shows how the gradient decays relative to the energy difference. Another figure of merit computed after each step of iteration is the fidelity F between

the variational state $|\psi(\mathbf{J}_s)\rangle$ and the exact ground state $|GS(H_p(\mathbf{J}_p))\rangle$ is defined as

$$F(\mathbf{J}_s) = \|\langle GS(H_p(\mathbf{J}_p)) | \psi(\mathbf{J}_s) \rangle\|^2 \quad (8)$$

Note that the exact ground state $|GS(H_p(\mathbf{J}_p))\rangle$ of $H_p(\mathbf{J}_p)$ had been acquired through numerical exact diagonalisation as stated before, and recorded, which allows us to compute $F(\mathbf{J}_s)$ at each step. The diagnostics allow us to understand the convergence behaviour, where the grad norm $\|\nabla C\|$ indicates the steepness of the landscape, β is a quantitative value for the efficiency of the gradient, and $F(\mathbf{J}_s)$ to understand the accuracy of state synthesis.

We use certain types of warm start techniques in this study to speed up the convergence to solution. A warm start refers to the use of the knowledge from a related previous optimisation to accelerate the convergence [29, 35–38]. The four strategies, are illustrated in Fig.1; although the figure shows only chains, it is also applied to graphs. The strategies are:

1. Warm start by size expansion: Here the parameters optimised for a n -qubit system, then system size grows by adding additional qubits, where the previous parameters of n qubit system form the starting point for the $n + 1$ qubit system.

2. Incremental coupling ramp: Here the optimisation begins with weak strength with $J \ll 1$ (which is just the shorthand for *all* $J_{ij}^\alpha \ll 1$) and is gradually increased to the full strength $J_{\max} \sim 1$ in steps, where the parameters obtained for the previous strength are used for the next round of iterations.

3. Combination Ramp: Here both the techniques 1 and 2 are combined, where the system size is increased, then starting with very low coupling strength with the new qubit, the coupling strength is increased till it reaches a maximum $J_{\max} \sim 1$, where the number of qubits is increased.

4. Cold Start: Here the optimisation starts for the final number of qubits n , with initialisation $|0\rangle^{\otimes n}$ or $|+\rangle^{\otimes n}$ and there are no stored parameters. This is kept as a control method to be able to compare to the others.

All the Warm start schemes (1, 2 and 3) use a previous solution of a state that is close to the final state, thus exploit the smoothness of the energy landscape, and prevent the gradient from decaying fast, compared to the Cold start, with the aim of obtaining a high fidelity.

IV. RESULTS

The performance of the above methods and algorithm was studied for both chain and complete-graphs upto

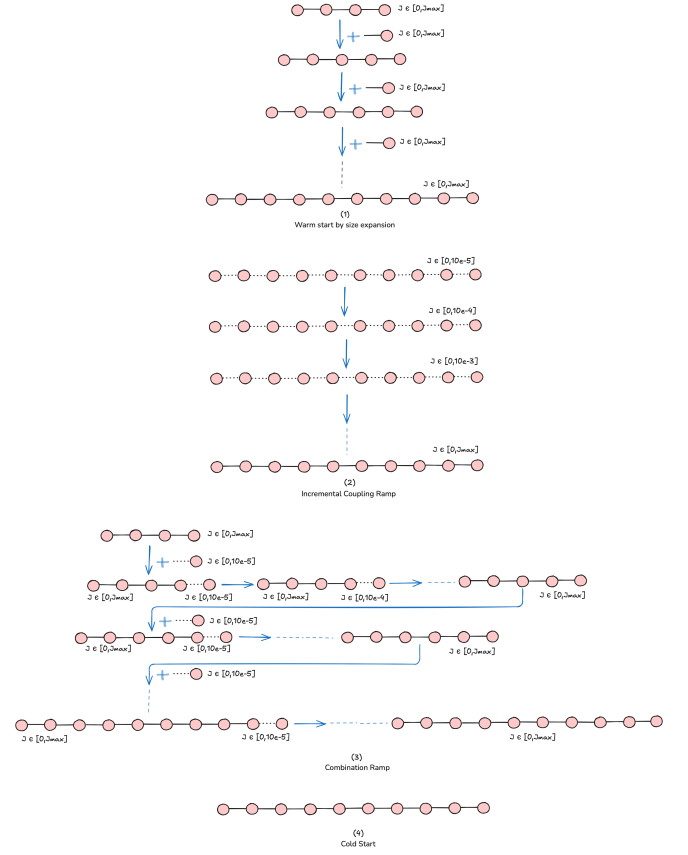


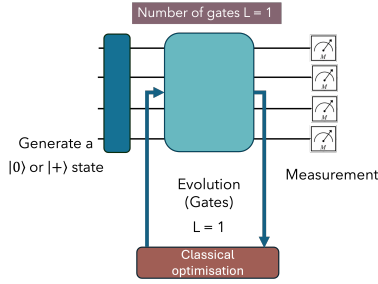
FIG. 1. An illustration of the different proposed methods for the 10 qubit chain: (1) Warm start by size expansion, (2) Incremental coupling ramp, (3) Combination Ramp, (4) Cold Start.

$n = 10$ and $n = 6$ qubits respectively. The simulations used, as sample random problems, $H_p(\mathbf{J}_p)$ with normalised couplings randomly sampled from a uniform probability distribution with $J_{\max} \sim 1$. Similarly, couplings in the final optimized $H_s(\mathbf{J}_s)$ are also restricted to a maximum $J_{\max} \sim 1$ so that saying that the evolution for a time $t = 1$ is rapid makes sense – without such a restriction, one can always make stronger couplings for faster dynamics.

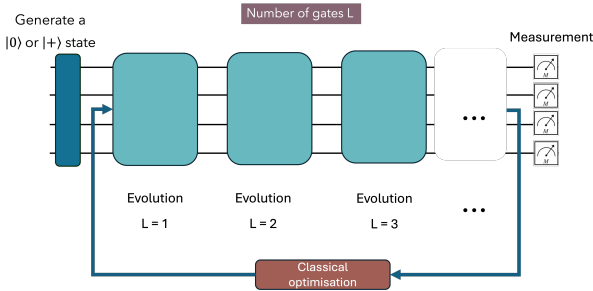
The first step of this simulation is to construct a sample problem Hamiltonian H_p . The Hamiltonians prepared are either for a chain, i.e. nearest-neighbour interactions (for n up to 10), and for complete graphs (for n up to 6), i.e. long range all-to-all couplings without any particular distance dependent fall offs. As stated above, the couplings are chosen to be of the form given by Eq.(1) and they are sampled from a uniform distribution with maximum $J_{\max} \sim 1$. Now, importantly, for H_s we choose the *same* type of graph, i.e., the non-zero elements are in the same edges of the graph as H_p (whose ground state is to be found) but with *additional* external fields (their form indicated in Eq.(2)). We do this just to restrict our optimization over a lower set couplings (and we do find that this is sufficient for success) and with the heuristic

that these sites have to be correlated by the dynamics. The external fields are to enable us to flip qubits and go outside the restricted space afforded by only the coupling terms. During the optimization, based on the four methods we have outlined in the previous section, the couplings are sampled from a uniform distribution with a varying maximum J .

As we have stated before, instead of a series of gates (a digital parametric quantum circuit) or the common form of a Hamiltonian variational ansatz (a series of evolutions by smaller components of a many-qubit Hamiltonian), the continuous time evolution by a single H_s given by Eq.(4) for a time $t = 1$ is considered as our single multi-qubit gate involving *all* the qubits (n -qubit gate). The circuit form of this is illustrated in Fig.2a and this is the ansatz we have used for chains. This can be considered as a single layer, $L = 1$, variational algorithm. Of course, as shown in Fig.2b, there is a multiple layer version of this: each layer represents allowing the system to evolve for a constant time $t = 1$. However, we have not needed to use beyond $L = 2$ (which is used for complete graphs). For each choice of $H_s(\mathbf{J}_s)$, time evolution gives the final quantum evolved quantum state $|\psi(\mathbf{J}_s)\rangle$.



(a) One-layer analog variational optimisation circuit ($L = 1$) corresponding to the ansatz in Eq. (3). The input state is $|+\rangle^{\otimes n}$ or $|0\rangle^{\otimes n}$. A classical optimiser (L-BFGS in this work) updates the parameters.



(b) The general L -layer analog variational optimisation circuit corresponding to Eq. (4). L-BFGS performs classical parameter updates.

FIG. 2. Analog variational optimisation circuits used in this work.

A JAX-based variational analog algorithm is used. The cost function is the energy expectation value as given in Eq.(5). The process is analogous to variational quan-

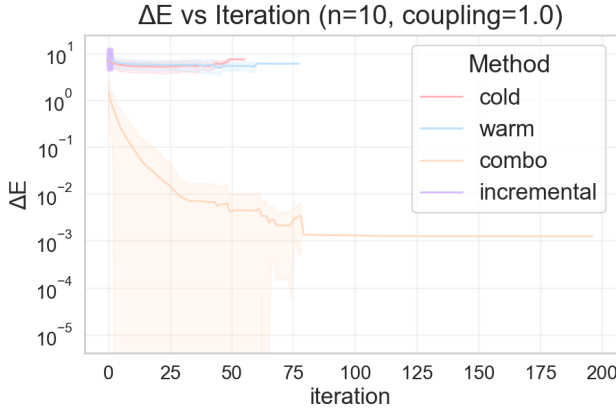
tum algorithms run on quantum hardware – however, here we simulate every step classically and, having full information of $|\psi(\mathbf{J}_s)\rangle$ at each step, do not simulate quantum measurements on the output of the circuit; simply use $|\psi(\mathbf{J}_s)\rangle$ to evaluate the energy cost function. Thus, while the algorithm depicted in Figs.2a and 2b, which shows measurements at the end, is actually the algorithm one would use if one were to implement our method on a quantum simulator for large n , here, up to $n = 10$ we simply use the $|\psi(\mathbf{J}_s)\rangle$ found after each iteration in our classical simulation. The optimisation is performed with the use of the L-BFGS algorithm, a quasi-Newton optimisation algorithm, until the convergence was achieved.

Obviously, after each iteration step, the quantity ΔE is lowered. However, what about the quality of the generated state and the rate of progress of optimization? The quality of the optimisation after an iteration is characterized by the Fidelity of the evolved state with the true ground state of H_p obtained through diagonalisation. The progress of the optimization is also benchmarked through the metric β . However, the values of Energy, Fidelity and β for a particular sample problem H_p is not indicative of the average behaviour; thus we obtain the above metrics averaged over 100 instances of problem Hamiltonians.

Compared to the cold start method, as well as the other two methods (warm start by size expansion and incremental ramp), the combination ramp method, which we will simply call the combo method, is able to achieve a high-fidelity many-body ground state. In each of the optimisation steps or iteration, the state evolves under the analog circuit, then we compute the expectation and gradient for the parameters. Following this, the curvature aware L-BFGS optimiser updates the parameters. The metrics energy, gradient, fidelity and β are logged. The metrics for the $n = 6$ complete graph and $n = 10$ chain graph are shown in Fig.3 and Fig.4 respectively. In the figures 3 and 4, the iteration count plotted is the number steps needed for the $n = 10$ and $n = 6$ qubit systems at maximum coupling strengths $J = J_{\max}$ to reach the convergence.

From Fig.4 (ground states of complete graphs), we can clearly see that the energy convergence for the combo is much greater than the other techniques, the energy is always lower than 10^{-1} , the β parameter is also lower than the cold, warm and incremental, and of a noticeably higher fidelity ~ 0.99 . The same pattern is also observed with the chains in Fig.3, and there is a more prominent difference between the combo and other methods, with the combo showing a much higher accuracy (10^{-3}) in the energy in comparison to the other methods. Fast stabilisation of β parameter to a low value is seen (in fact, the gradient also does not decay for the combo as rapidly as the other methods). However, the most striking feature is the achieved fidelity – it is ~ 0.999 for the combo method.

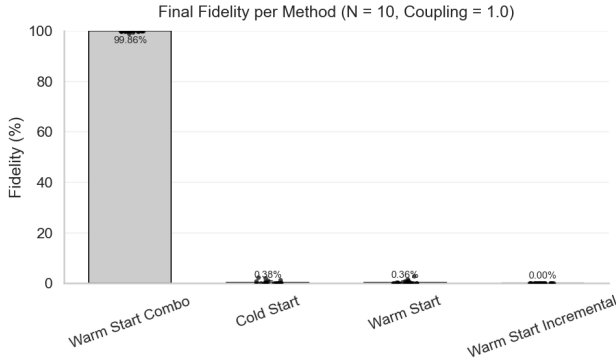
It can also be noted that just the warm start or the incremental method by themselves do not show such no-



(a) Energy difference with respect to iterations at $N = 10$, $J = J_{\max}$.

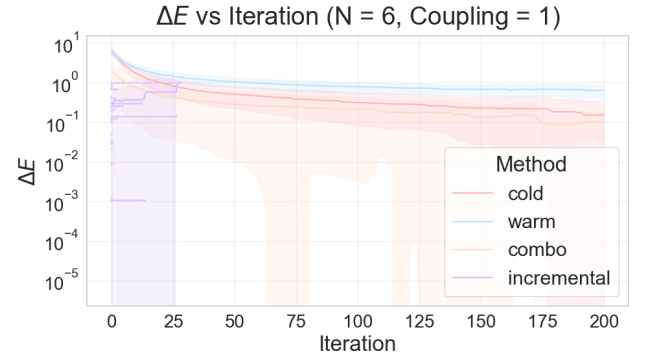


(b) β parameter vs. iterations, $N = 10$, $J = J_{\max}$.

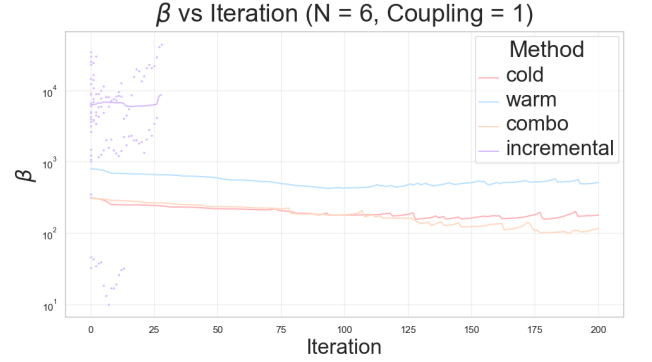


(c) Final fidelities, $N = 10$, $J = J_{\max}$.

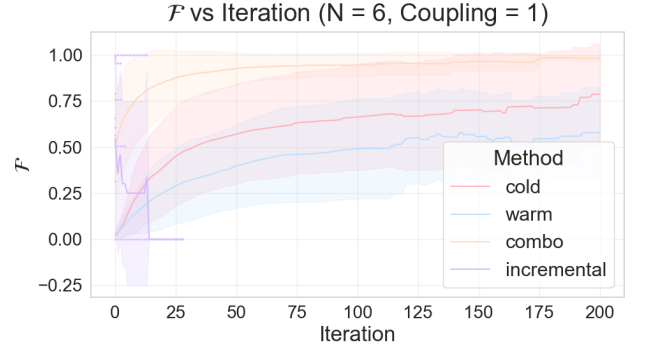
FIG. 3. The data gathered for the for a 10 qubit system, arranged in chain, at the coupling stage, J_{\max} for the different methods, cold start, warm start, warm start with incremental coupling increase, warm start combination (a) The energy difference between the observed and known ground state energy as the number of optimisation steps (b) The beta parameter $\beta = \frac{\Delta E}{\|\nabla C\|}$ which the difference in the cost function over the gradient of the cost function (c) The final fidelity of the different methods, Sample size = 100



(a) Energy difference vs. iterations for $N = 6$ complete graph, $J = J_{\max}$.



(b) β parameter vs. iterations for $N = 6$ complete graph, $J = J_{\max}$.



(c) Fidelity vs. iteration number for $N = 6$ complete graph, $J = J_{\max}$.

FIG. 4. The data gathered for the for a 6 qubit system, complete graph at the coupling stage, J_{\max} for the different methods, cold start, warm start, warm start with incremental coupling increase, warm start combination (a) The energy difference between the observed and known ground state energy as the number of optimisation steps (b) The beta parameter $\beta = \frac{\Delta E}{\|\nabla C\|}$ which the difference in the cost function over the gradient of the cost function (c) The final fidelity of the different methods, Sample size = 100

table behaviour, often performing the same as the cold or worse. Here we can only speculate the reasons for such a result. Often adding a single spin, for example, can drastically change the ground state of a quantum system. In Heisenberg spin models, the ground state after addition of a spin (going from even to odd, for example) can result in a very different entanglement structure, eg, the extra spin wants to bond (be, for example, entangled) with all other spins with which it is strongly connected. Thus the warm start only state may actually push the ground state to be reached quite far. On the other hand, the incremental only method may be too slow, although it has the positive feature that the changes in the system's state is gradual enough as iteration progresses so that one can build on the previous steps of iteration. Thus only when warm start and incremental methods are combined, can we harness the power of the two techniques and achieve a high fidelity preparation of the ground state.

V. CONCLUSION

In this paper, we have investigated a fast method to synthesise the ground state of given quantum many-body spin systems (specified by a problem Hamiltonian H_p) through the nonequilibrium dynamics in a quantum simulator. The initial state of the simulator is taken to be some fiducial state (eg $|+\rangle^{\otimes n}$ or $|0\rangle^{\otimes n}$) and the dynamics is given by a solver Hamiltonian H_s assumed realisable in the simulator. One can also think that H_p poses a quantum problem which is solved by the solver Hamiltonian H_s . The solver Hamiltonian only acts for one or two units of time, when the couplings are kept to be of the order of unity. This preparation method is then much faster than both the natural relaxation or adiabatic dynamics of the many-body system, which, by definition cannot be faster than the inverse gap $1/\Delta$. Note that $H_s \neq H_p$, which is the very fact that allows one to reach the ground state (an eigenstate of H_p) with H_s .

To obtain the optimal H_s for a given H_p we have used the energy as a cost function for minimization, with techniques similar to variational quantum algorithms, but simulated everything classically for up to $n = 6$ for graphs and $n = 10$ for chains. In this context, we have also found that a technique the combines warm starts with slow increments of coupling to added qubits, the combo method, is required to get a good fidelity of preparation of the ground state. Presumably, with more powerful computers and a greater investment of time, the optimal H_s can be found for a few more qubits $n \sim 12 - 14$. However, we need to invest the computing power and time to find the optimal H_s for a given H_p *only once*. Then it can be catalogued, and the ground state of any specific H_p can henceforth be prepared rapidly in the quantum simulator with the corresponding optimal H_s (note that “knowing” $|GS(H_p(\mathbf{J}_p))\rangle$ by exact diagonalization does not tell us how to prepare it fast in a simula-

tor). The ground state of several (i.e, $n = 6 - 14$), but still limited, number of spins in itself is useful as a starting resource of several investigations in a quantum simulator which extrapolate to larger sizes eg, just a bond quench to connect two ground states, or multiple bond quenches to connect several ground states or add copies to generate higher dimensional states, more complex graphs, and measure the resulting (classically non-simulable) dynamics on a quantum simulator.

However, beyond the above use, for larger lattice sizes, we can also think of our procedure of finding H_s as a hybrid quantum-classical algorithm for an analog quantum processor. Some differences with respect to the types of variational quantum eigensolvers commonly studied are that neither is this a parametrized quantum circuit comprised of a series of gates [22, 23], nor is it comprised of several smaller Hamiltonian components of H_p itself [24–29]. With respect to methodologies such as Quantum Approximate Optimization Algorithm or its generalized version Quantum Alternating Operator Ansatz [25], we differ by not alternating H_p itself with a mixer. Additionally, it is a very shallow circuit with ≤ 2 layers. It is close in spirit to designing multi-qubit unitary operations with time constant Hamiltonians [39], except that here we are aiming for a specific state (the ground state) to be obtained by a similar evolution. However, when our methodology is used as a hybrid quantum-classical algorithm, it incorporates a very positive aspect of usual variational quantum algorithms: the optimal H_s is searched for via a variational approach, where the couplings of H_s are optimised to minimise the cost function $\langle GS(H_p(\mathbf{J}_p)) | H_p | GS(H_p(\mathbf{J}_p)) \rangle$, which is simply the energy of the dynamically produced state with respect to the problem Hamiltonian. The learning of the parameters is thus accomplished by an efficiently measurable cost function, as the Hamiltonian H_p consists as best of two-body terms (measurable as two body correlation functions), of which there are only about $O(n^2)$ terms, although for energy accuracy of ϵ , about $\sim 1/\epsilon^2$ measurement shots have to be included in the quantum version. The proposed methodology of optimization in this paper: the warm start and incremental method combination ramp show a 99.9% fidelity state generated for upto 10 qubits for many-body interacting system, here the XYZ spin-1/2 Hamiltonian system in a chain geometry, and energies accuracy within 10^{-5} , and the β parameter suggesting that the gradient does not decay fast, hence energies closer to the ground state can be reached.

ACKNOWLEDGMENTS

PT acknowledges support from the EPSRC Centre for Doctoral Training in Delivering Quantum Technologies Grant EP/S021582/1. SB acknowledges UK Research and Innovation (UKRI) Grant No. EP/R029075/1 and EPSRC-SFI project EP/X039889/1 (GeQuantumBus).

-
- [1] S. Sachdev, *Quantum Phase Transitions*, 2nd ed. (Cambridge University Press, 2011).
- [2] R. Orús, A practical introduction to tensor networks: Matrix product states and projected entangled pair states, *Annals of Physics* **349**, 117 (2014).
- [3] R. P. Feynman, Simulating physics with computers, *International Journal of Theoretical Physics* **21** (1982).
- [4] J. Preskill, Quantum computing in the nisc era and beyond, *Quantum* **2**, 79 (2018).
- [5] N. J. Ward, I. Kassal, and A. Aspuru-Guzik, Preparation of many-body states for quantum simulation, *The Journal of chemical physics* **130** (2009).
- [6] M. Vojta, Quantum phase transitions, *Reports on Progress in Physics* **66**, 2069 (2003).
- [7] M. Greiner, O. Mandel, T. Esslinger, T. W. Hänsch, and I. Bloch, Quantum phase transition from a superfluid to a mott insulator in a gas of ultracold atoms, *Nature* **415**, 39 (2002).
- [8] Y.-C. Li, Y.-H. Zhou, Y. Zhang, and H.-Q. Lin, Low lying excited states quantum entanglement and continuous quantum phase transitions, *Scientific Reports* **15**, 6277 (2025), article number: 6277.
- [9] T. A. Bespalova and O. Kyriienko, Quantum simulation and ground state preparation for the honeycomb kitaev model, arXiv preprint arXiv:2109.13883 (2021).
- [10] R. J. MacDonell, C. E. Dickerson, C. J. Birch, A. Kumar, C. L. Edmunds, M. J. Biercuk, C. Hempel, and I. Kassal, Analog quantum simulation of chemical dynamics, *Chemical science* **12**, 9794 (2021).
- [11] A. Bayat, S. Bose, and P. Sodano, Entanglement routers using macroscopic singlets, *Physical review letters* **105**, 187204 (2010).
- [12] P. Barmettler, M. Punk, V. Gritsev, E. Demler, and E. Altman, Quantum quenches in the anisotropic spin-heisenberg chain: different approaches to many-body dynamics far from equilibrium, *New Journal of Physics* **12**, 055017 (2010).
- [13] D. Sels, Bath-induced delocalization in interacting disordered spin chains, *Physical Review B* **106**, L020202 (2022).
- [14] M. Patkowski, O. Ayyildiz, M. Kebrič, K. L. Hunt, and D. Lee, High-fidelity scalable quantum state preparation via the fusion method, arXiv preprint arXiv:2510.19039 (2025).
- [15] J. Argüello-Luengo, A. González-Tudela, T. Shi, P. Zoller, and J. I. Cirac, Analogue quantum chemistry simulation, *Nature* **574**, 215 (2019).
- [16] J. Gibbs, Z. Holmes, and P. Stevenson, Exploiting symmetries in nuclear hamiltonians for ground state preparation, *Quantum Machine Intelligence* **7**, 14 (2025).
- [17] M. Umer, E. Mastorakis, S. Evangelou, and D. G. Angelakis, Probing the limits of variational quantum algorithms for nonlinear ground states on real quantum hardware: The effects of noise, *Physical Review A* **111**, 012626 (2025).
- [18] B. Jaderberg, G. Pennington, K. V. Marshall, L. W. Anderson, A. Agarwal, L. P. Lindoy, I. Rungger, S. Mensa, and J. Crain, Variational preparation of normal matrix product states on quantum computers, arXiv preprint arXiv:2503.09683 (2025).
- [19] M. Lubasch, V. Murg, U. Schneider, J. I. Cirac, and M.-C. Banuls, Adiabatic preparation of a heisenberg antiferromagnet using an optical superlattice, *Physical review letters* **107**, 165301 (2011).
- [20] U. Farooq, A. Bayat, S. Mancini, and S. Bose, Adiabatic many-body state preparation and information transfer in quantum dot arrays, *Physical Review B* **91**, 134303 (2015).
- [21] E. Calzetta, Not-quite-free shortcuts to adiabaticity, *Physical Review A* **98**, 10.1103/physrev.98.032107 (2018).
- [22] K. Bharti, A. Cervera-Lierta, T. H. Kyaw, T. Haug, S. Alperin-Lea, A. Anand, M. Degroote, H. Heimonen, J. S. Kottmann, T. Menke, *et al.*, Noisy intermediate-scale quantum algorithms, *Reviews of Modern Physics* **94**, 015004 (2022).
- [23] J. Tilly, H. Chen, S. Cao, D. Picozzi, K. Setia, Y. Li, E. Grant, L. Wossnig, I. Rungger, G. H. Booth, *et al.*, The variational quantum eigensolver: a review of methods and best practices, *Physics Reports* **986**, 1 (2022).
- [24] D. Wecker, M. B. Hastings, and M. Troyer, Progress towards practical quantum variational algorithms, *Physical Review A* **92**, 042303 (2015).
- [25] S. Hadfield, Z. Wang, B. O’gorman, E. G. Rieffel, D. Venturelli, and R. Biswas, From the quantum approximate optimization algorithm to a quantum alternating operator ansatz, *Algorithms* **12**, 34 (2019).
- [26] C. Kokail, C. Maier, R. van Bijnen, T. Brydges, M. K. Joshi, P. Jurcevic, C. A. Muschik, P. Silvi, R. Blatt, C. F. Roos, *et al.*, Self-verifying variational quantum simulation of lattice models, *Nature* **569**, 355 (2019).
- [27] C. Lyu, V. Montenegro, and A. Bayat, Accelerated variational algorithms for digital quantum simulation of many-body ground states, *Quantum* **4**, 324 (2020).
- [28] V. Feulner and M. J. Hartmann, Variational quantum eigensolver ansatz for the j 1-j 2-model, *Physical Review B* **106**, 144426 (2022).
- [29] H. R. Grimsley, G. S. Barron, E. Barnes, S. E. Economou, and N. J. Mayhall, Adaptive, problem-tailored variational quantum eigensolver mitigates rough parameter landscapes and barren plateaus, *npj Quantum Information* **9**, 19 (2023).
- [30] M. Larocca, S. Thanasilp, S. Wang, K. Sharma, J. Biamonte, P. J. Coles, L. Cincio, J. R. McClean, Z. Holmes, and M. Cerezo, Barren plateaus in variational quantum computing, *Nature Reviews Physics* , 1 (2025).
- [31] A. Bärligea, B. Poggel, and J. M. Lorenz, Scalability challenges in variational quantum optimization under stochastic noise, *Physical Review A* **112**, 10.1103/physrev.112.032408 (2025).
- [32] G. Korpas, V. Kungurtsev, and J. Mareček, *Undecidable problems associated with variational quantum algorithms* (2025), arXiv:2503.23723 [quant-ph].
- [33] Y. H. Teoh, M. Drygala, R. G. Melko, and R. Islam, *Machine learning design of a trapped-ion quantum spin simulator* (2019), arXiv:1910.02496 [quant-ph].
- [34] C.-Y. Park and N. Killoran, Hamiltonian variational ansatz without barren plateaus, *Quantum* **8**, 1239 (2024).
- [35] M. S. Rudolph, J. Miller, D. Motlagh, J. Chen, A. Acharya, and A. Perdomo-Ortiz, Synergistic pretraining of parametrized quantum circuits via tensor networks, *Nature Communications* **14**, 8367 (2023).

- [36] J. Dborin, F. Barratt, V. Wimalaweera, L. Wright, and A. G. Green, Matrix product state pre-training for quantum machine learning, *Quantum Science and Technology* **7**, 035014 (2022).
- [37] A. A. Mele, G. B. Mbeng, G. E. Santoro, M. Collura, and P. Torta, Avoiding barren plateaus via transferability of smooth solutions in a hamiltonian variational ansatz, *Physical Review A* **106**, L060401 (2022).
- [38] R. Puig, M. Drudis, S. Thanasilp, and Z. Holmes, Variational quantum simulation: a case study for understanding warm starts, *PRX Quantum* **6**, 010317 (2025).
- [39] D. Lewis, R. Wiersema, J. Carrasquilla, and S. Bose, Geodesic algorithm for unitary gate design with time-independent hamiltonians, *Phys. Rev. A* **111**, 052618 (2025).