

Maximizing the efficiency of human feedback in AI alignment: a comparative analysis

Andreas Chouliaras and Dimitris Chatzopoulos

University College Dublin, Ireland
 andreas.chouliaras@ucdconnect.ie,
 dimitris.chatzopoulos@ucd.ie

Abstract. Reinforcement Learning from Human Feedback (RLHF) relies on preference modeling to align machine learning systems with human values, yet the popular approach of random pair sampling with Bradley–Terry modeling is statistically limited and inefficient under constrained annotation budgets. In this work, we explore alternative sampling and evaluation strategies for preference inference in RLHF, drawing inspiration from areas such as game theory, statistics, and social choice theory. Our best-performing method, Swiss InfoGain, employs a Swiss tournament system with a proxy mutual-information-gain pairing rule, which significantly outperforms all other methods in constrained annotation budgets while also being more sample-efficient. Even in high-resource settings, we can identify superior alternatives to the Bradley–Terry baseline. Our experiments demonstrate that adaptive, resource-aware strategies reduce redundancy, enhance robustness, and yield statistically significant improvements in preference learning, highlighting the importance of balancing alignment quality with human workload in RLHF pipelines.

Keywords: Reinforcement Learning from Human Feedback · Active Preference Learning · Active Sampling · AI Alignment

1 Introduction

Reinforcement Learning from Human Feedback (RLHF) has emerged as a central paradigm for aligning machine learning systems with human preferences [3,9,15,12]. RLHF leverages human preference judgments to guide policy optimization, typically by fitting a reward model from pairwise comparisons of model outputs. The efficiency of this pipeline critically depends on how sample pairs are generated and how the resulting comparisons are aggregated. In the standard approach, pairs are generated at random and modeled using a Bradley–Terry framework, which assumes latent utility scores and fits them via maximum likelihood estimation. While statistically principled, this approach does not account for annotation cost, and its sample efficiency is limited under constrained human evaluation budgets. Notably, training the Bradley-Terry model with random pairs of samples hasn’t been contested since its first adoption by Christiano et al. [3]. This raises the following critical question:

How to better make use of human effort to create accurate and efficient reward models across different annotation budgets?

In the low-resource regime, random sampling often produces redundant or uninformative comparisons, thereby reducing the effective information gain per annotation. Alternative strategies, such as adaptive sampling, active ranking algorithms, or methods inspired by statistics, social choice theory, and game theory, provide a promising alternative in order to mitigate this inefficiency by selecting comparisons that are expected to maximize model improvement. These methods leverage structural properties of the preference model and uncertainty estimates to better allocate scarce annotation resources. Despite promising theoretical guarantees and empirical results in other areas of research, a systematic evaluation of their applicability to RLHF and their potential relative performance across feedback regimes is still lacking.

This paper addresses this gap by analyzing and comparing different sampling and evaluation strategies for preference modeling in RLHF under varying availability for human feedback. We also identify conditions under which traditional random sampling with Bradley–Terry modeling becomes sub-optimal. Our results show that when human resources are limited, reliance on random sampling leads to sub-optimal preference inference, while adaptive strategies yield significant gains in efficiency and robustness¹. These findings highlight the importance of incorporating resource-aware design principles into RLHF pipelines that better balance the competing demands of model alignment and human workload.

2 Background

In RLHF, one of the objectives is to generate examples of the RL systems’ use, pair them, and show them to human critics to evaluate. In the case of binary preferences - which is the most popular form of human feedback and is backed by studies in cognitive sciences [7] - the process involves pairing these RL examples (referred to as items for brevity). Comparing between two items isn’t always deterministic and usually leads to different evaluations from different human critics [2,5]. One explanation for this is that in most applications (e.g, LLM responses) the preference between two outputs hides a quite extensive evaluation of qualitative variables. But this doesn’t happen for every pair of items. For some pairs, the users can point at the better one with great confidence, while for more similar pairs of items, the distinction is less apparent.

This implies an inherent latent value score $v(x)$ that we can’t measure but only estimate. These estimations are noisy due to: (i) the subjective criteria human critics often rely on, (ii) the difference in importance of such criteria between different critics, and (iii) poor perception of the differences between two items. Every method that tries to estimate the latent true value $v(x)$ can add even more to this stochasticity. Considering N items ($\mathcal{X} = [x_1, x_2, \dots, x_N]$) that need to be evaluated, such that $|\mathcal{X}| = N$, we define as $v(x)$ the latent true value of each item such that considering two items x_i, x_j , then $x_i \succ x_j \Leftrightarrow v(x_i) > v(x_j)$,

¹ Code available at: https://github.com/achouliaras/aics2025_rlhf_sampling

where $x_i \succ x_j$ means x_i is more preferable to x_j . To model the probability $P(x_i \succ x_j)$ the Bradley-Terry model [1] is used that defines P as:

$$P(x_i \succ x_j) = \frac{e^{v(x_i)}}{e^{v(x_i)} + e^{v(x_j)}} \quad (1)$$

Getting inspiration from the Elo rating system [6] that uses a scale factor of 400 we can transform equation 1 to:

$$P(x_i \succ x_j) = \frac{1}{1 + e^{(v(x_j) - v(x_i))/400}} \quad (2)$$

When the distributions of the item values ($V \sim \mathcal{N}(\mu, \sigma)$) are scaled to $\mu = 1000$ and $\sigma = 200$, then the Elo rating system states that: a 100 point difference between two items results in 64% chances of the best one to win, 200 point difference results in 72% and for 400 point difference results to around 90%. Also, the Elo rating system provides a score update capped by a K -factor that is determined by the number of times an item was compared with other items:

$$\hat{v}(x_i) = \hat{v}(x_i) + K(S(x_i) - E(x_i)) \quad (3)$$

where $\hat{v}(x_i)$ is the estimated value of item x_i , $E(x_i)$ is the expected outcome of comparing x_i with other items, based on equation (2), and $S(x_i)$ is the actual outcome of these comparisons (defined as 1 for wins, 0.5 for ties and 0 for losses). Figure 1 shows how different K values limit the Elo changes as the rating difference becomes progressively bigger.

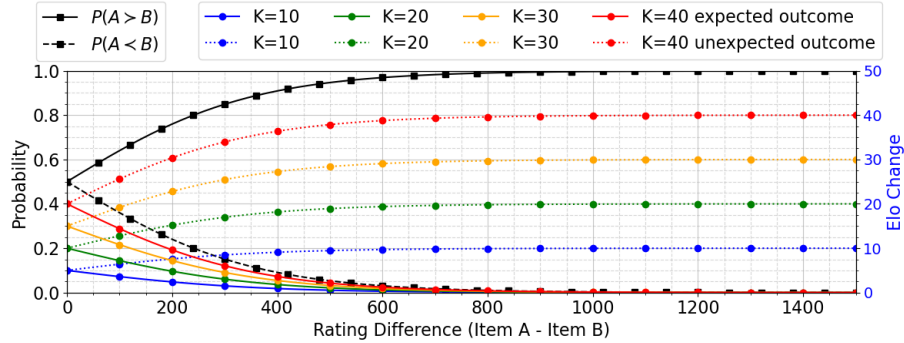


Fig. 1: Elo change based on initial rating difference for various K-Factor values.

3 Methodology

In this section, we present the methods we use in our analysis inspired by areas such as statistics [1], game theory [8], and social choice theory [11,5]. We initially explore the performance of the Bradley-Terry estimator model, the most

popular method used for getting human preferences in RLHF. Motivated by its inefficiencies in the random-pairs sampling approach, we observed that its performance takes a significant drop for constrained annotation budgets. This set us out to explore other sampling alternatives that seek to create pairs that yield optimal results with albeit fewer data samples. From this endeavor, we develop two broad families of methods. The first one relies on the *Borda count method*, which ranks items based on the number of times they win over other items, using two different sampling strategies. The second one builds upon the Swiss tournament method as a way to further optimize pair sampling in an even more informed way. Standing out among these methods is our algorithm named *Mutual Information gain pairs in Swiss tournament (Swiss InfoGain)* that outperforms all other methods, including the current state of the art estimator (Bradley-Terry) in both efficiency and prediction performance.

3.1 The Bradley-Terry estimator.

This method uses a parametric version of Eq. (1) to fit an ML estimator f such that the estimated value of an item is $\hat{v}_i = f(x_i)$. The estimator can be more advanced depending on the number of parameters needed to describe x_i . In our experiments, we use Algorithm 1 which rescales the ratings such that $\hat{v} \sim \mathcal{N}(1000, 200)$. The Bradley-Terry estimator relies in pairs sampled randomly ($N/2$ comparisons when redundancy $c = 1$).

3.2 The Borda count method.

The Borda count method comes from the social choice theory and offers a simple yet effective positional voting rule where the score of each item is the number of wins it has at the end [11]. We apply this method in our tests with two different sampling strategies: either randomly ($N/2$ comparisons per round) or in a round-robin style manner known as Copeland’s method (Figure 2) in social choice theory [4,13] when the resources are unrestricted (requires $N(N-2)/2$ comparisons per round). We refer the readers to Algorithm 2 for our implementation of the random sampling approach, with the Copeland variation being very similar. We also tried to implement the Quick-sort approach based on [10] and assigning a Borda count score after each sorting round. The results for this technique were much poorer than the methods included in our experiments and, therefore, are omitted from the figures in our experiments later on, but it will be included, however, in our code-base release.

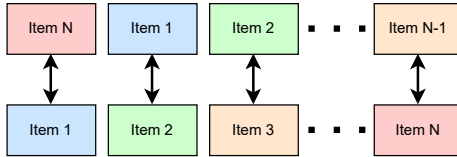


Fig. 2: The Copeland pairing algorithm.

3.3 The Elo rating system

This method applies the Elo rating system Eqs. (2) & (3). We chose a simplified form instead of variations that are designed for specific applications (e.g, chess).

The Elo can be updated either after each comparison or at the end of the round, with no differences in the results. The pairs can be either sampled randomly or using the Copeland method (Figure 2). We use Algorithm 16 to implement the random sampling approach, with the Copeland variation being very similar.

3.4 The Swiss tournament method

The Swiss tournament system involves pairing items based on their score [8]. In each round, every item is paired with the item with the closest running score. At the end of each round, all items update their Elo rating score and are paired again in the next round with other items [8]. We implement the Swiss tournament method using Algorithm 4.

3.5 Random pairs then Swiss Tournament.

The Swiss tournament system – created for chess tournaments and widely applied and studied by game theory – involves pairing items based on their score [8]. In each round, every item is paired with the item with the closest running score. At the end of each round, all items update their Elo rating score and are paired again in the next round with other items [8]. While this method guarantees the best items come to the top and the worst go last, it leaves the middle point a little more clouded. Furthermore, when every item is originally unranked, applying it in its pure form can lead to discretised distributions of scores. We implement two variations of this method, one being the pure Swiss tournament method, with the other having random pairings in the beginning and then applying the Swiss method. Algorithm 5 describes the second approach, while setting the random rounds to zero, it regresses back to the pure Swiss tournament method. The reason for exploring random pairing rounds in the beginning is that the Elo system is path dependent, meaning that the order in which an item compares with others affects the final resulting rating. With all items having a more noisy initial rating, applying the Swiss method can further separate the items even faster. Items belonging in the middle of the distribution will have greater initial variance, thus leading to potentially better separation. Concerning the allocation of the annotation budget between random pairing rounds and Swiss pairing rounds, we examined all combinations in our simulations with the 50-50 rule, yielding, on average, better results. This finding is convenient for its applicability in RLHF, as the randomly sampled pairs can be pre-generated and therefore substantially reduce the computational cost required during the annotation session.

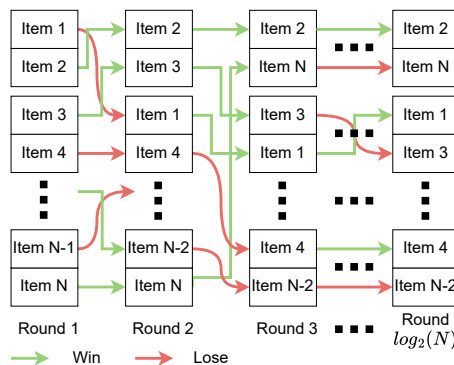


Fig. 3: The Swiss tournament system.

3.6 Mutual information gain pairs in Swiss tournament.

Trying to push the potential of the Swiss tournament method even further, we test the hypothesis that pairing items from their current Elo rating might not be efficient enough in the early rounds, and random pairs might be too wasteful. This comes from the intuition that the running Elo rating improves its accuracy with successive pairings, but its path dependence remains problematic. We wanted to test the Swiss tournament in a form without relying directly on the Elo system or the initial random pairs, as in the previous method. We chose to use information gain as the alternative pairing rule. With the same initial rating, in the first round, all pairs are purely random. Based on the result, all items are then split into different bands based on their score. Instead of pairing them based on Elo rating closeness, we use information gain to also allow cross-band pairs, making for a more dynamic pairing rule. By pairing them with items that yield the greatest information in each round and discarding non-informative pairs, we gradually separate the item groups and spread them until there are no more informative pairs. If $P(x_i \succ x_j) \approx 0$ or 1 , the pairing isn't informative, whereas if $P(x_i \succ x_j) \approx 0.5$ has the greatest uncertainty in the outcome and therefore makes a more informative pair. Information gain expressed in terms of entropy is defined as $IG(x_i, x_j) = H(x_i) - H(x_i|x_j)$. The probability $p = P(Y = 1|x_i, x_j) = P(x_i \succ x_j)$ can be expressed as a Bernoulli trial of a random variable $Y \in \{0, 1\}$. The entropy of such variables is defined as

$$H(Y) = -p \log(p) - (1-p) \log(1-p) \quad (4)$$

We approximate $IG(x_i, x_j) \propto H(Y)$ Based on S. Shams [14] we can further simplify Eq. (4) by replacing the entropy with a second order Taylor-approximation as $IG(x_i, x_j) = p(1-p)$. As $p = P(x_i \succ x_j)$ and $1-p = P(x_i \prec x_j)$ the mutual information gain approximation becomes:

$$IG(x_i, x_j) = P(x_i \succ x_j) \cdot P(x_i \prec x_j) \quad (5)$$

Where $P(x_i \succ x_j)$ and $P(x_i \prec x_j)$ comes from Eq. (1). The IG approximation is maximized at $p = 0.5$ and gets to zero at the extremes. Refer to Algorithm 6 for the implementation of this method.

4 Experimental Evaluation

In an ideal setting, a method estimating the latent values \hat{v} should perfectly align with the true values v . In such a case, the correlation between the estimated and true values would approach one ($r(\hat{v}, v) \rightarrow 1$). Considering all methods introduced so far, in this work, we address the following research questions:

1. Which method maximizes $r(\hat{v}, v)$ given a limited annotation budget M ?
2. How do the methods perform as the annotation budget M increases?

To model this problem, we considered a set of N items, each assigned a latent true value sampled from a normal distribution $\mathcal{N}(1000, 200)$. To determine the

expected outcome between two items x_a, x_b , we first model the probability of equal preference in the following way:

$$P(x_a \sim x_b) = \frac{1}{3} e^{-|v(x_a) - v(x_b)|/\sigma} \quad (6)$$

When two items have very similar latent values, each possible outcome of the comparison — $x_a \succ x_b$, $x_a \sim x_b$, or $x_a \prec x_b$ — is equally likely, with probability $1/3$. Equation (6) models how the probability of a tie decreases as the difference between item values increases, as illustrated in Figure 4. The remaining probability mass is allocated according to the Elo-style formulation in Equation (2). Notably, when the difference in values is large, the probability of a tie can exceed that of the weaker item being chosen. This behavior aligns with intuition from game-theoretic settings, where pairings of greatly outmatched items produce ties more frequently than surprising results.

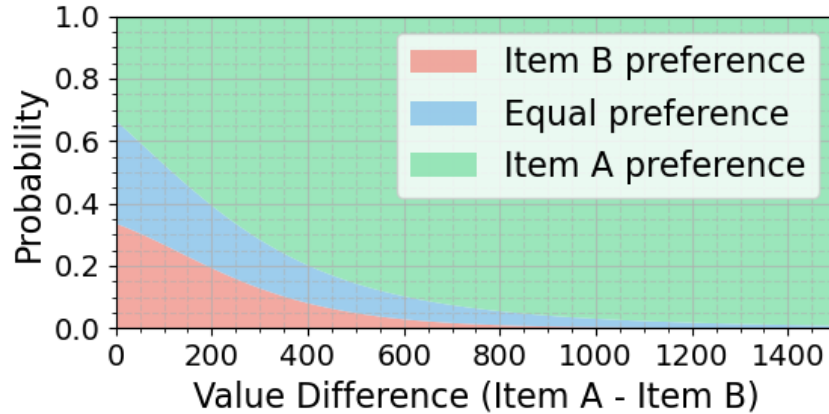


Fig. 4: Probabilities of comparison outcome based on value difference

For our experiments, we evaluated the following techniques: the Bradley–Terry model estimator (Bradley–Terry), the Borda count method with random sampling (Borda–RNG), the Borda count method combined with Copeland’s sampling strategy (Borda–Copeland), random sampling followed by a Swiss tournament using the Elo rating system (Elo–RNG+Swiss), and a Swiss tournament with an information–gain–based pairing rule (Swiss–InfoGain). In addition, we explored several other approaches, but due to consistently poor performance, they are omitted from most of the figures reported later. These include Elo rating with purely random sampling (Elo–RNG), Elo rating combined with Copeland’s sampling strategy (Elo–Copeland), a pure Swiss tournament using Elo ratings (Swiss Tournament), and the Quicksort–based ranking methods of Maystre and Grossglauser [10], where Borda scores were assigned after sorting.

4.1 Comparing methods given a fixed annotation budget M

To answer our first research question, we consider $N = 100$ items each with a randomly assigned latent true value. For the methods that operate using the Elo system, we use an initial Elo rating of 1000, while for the non-Elo methods, we simply scale back the results to $\mu = 1000$, $\sigma = 200$ distribution. We calibrated each method to use the same (or very similar) number of comparisons. The exception to that is the Borda-Copeland and Elo-Copeland methods due to the need to create all symmetrical combinations of items (4950 pairs). The other methods operate in around 550 pairs. This number was chosen because the Swiss tournament method operates with 450-550 comparisons, as it stops when no two items share the same score. The results are presented in Figure 5.

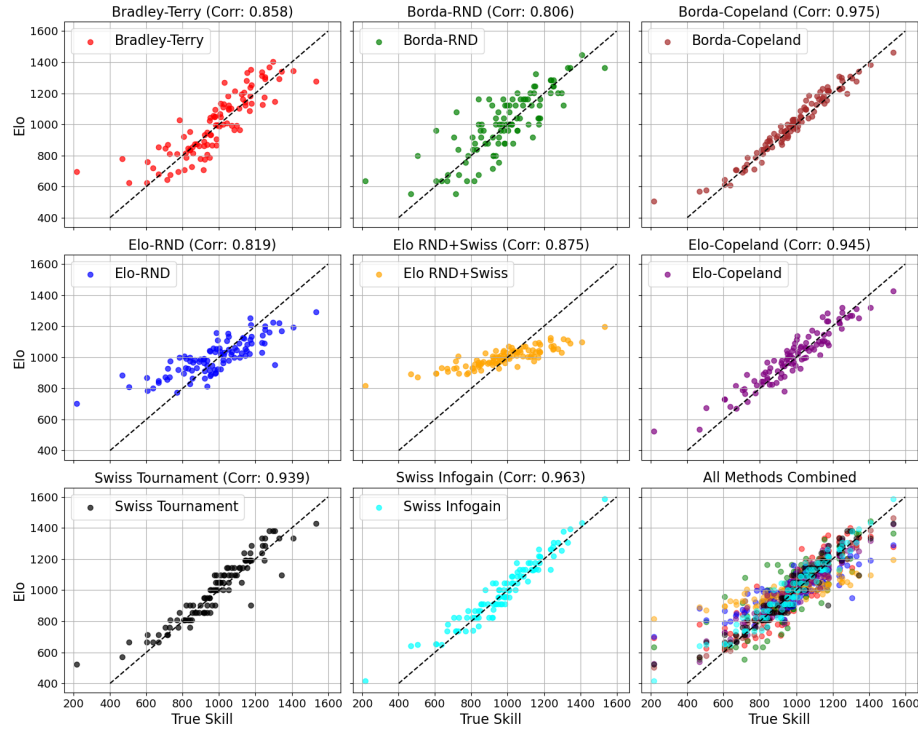


Fig. 5: Correlation of Estimated value vs True value.

First, we observe that the Copeland methods display the best performance at around 0.96, but they require 9 times more comparisons compared to the other methods. They serve as the ideal scenario to compare against. In fact, when running the other methods in the same budget, they also display similar performance. The next noteworthy detail is the relatively poor performance of random sampling methods. In fact, Borda-RND, Elo RND, and Elo RND+Swiss display

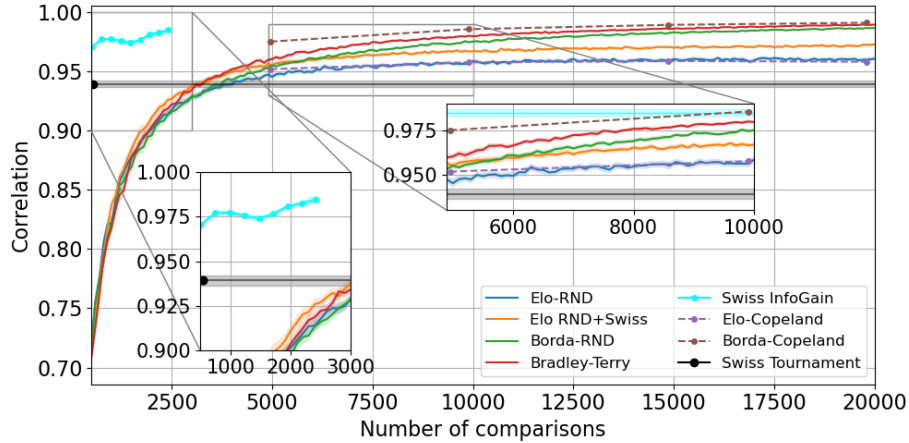


Fig. 6: Comparative performance based on total number of comparisons.

subpar performance compared to the Bradley-Terry estimator. Notably, only the full Swiss tournament methods were able to systematically beat the Bradley-Terry model in low annotation budgets. Especially for the case of Swiss InfoGain, it outperforms even the Copeland methods and uses 9 times less data. This performance gain, though, comes with a trade-off. The Bradley-Terry model, in the case of randomly sampled pairs, generates all pairs before the annotation task. The Swiss Tournament methods, however, need multiple rounds in order to analyze the results and suggest new pairs.

4.2 Comparing the method performance as M increases

At this point, the question is intuitive: What happens for other budgets? Established practices expect the Bradley-Terry model to be the best for excessive annotation budgets but as we see some of the methods can be better for lower budgets. The question we try to answer here is what's the tipping point considering again $N = 100$ items. In this experiment we compare the following methods: Bradley-Terry, Borda-RND, Elo-RND and Elo RND+Swiss by conducting the simulations from budgets of 500 all the way to 20,000 comparisons. For statistical significance we use 100 random seeds and report the mean values in a bands with 95% confidence intervals. Note, the Copeland methods can't be scaled to operate on the full range of 500 to 20,000 comparisons, so we only report the results in multiples of 4950 comparisons. As for the Swiss tournament method it operated on average 500 pairs across the 100 seeds and for the Swiss InfoGain method it needs on average less than 2500 pairs. The results are in Figure 6. There are two very interesting findings here. First, the Swiss InfoGain method outperformed everything else across most of the comparison budget range (considering $N = 100$). This makes it very efficient for most annotation budgets. In fact it needs more 17,000 comparisons for Borda-Copeland method to clearly outperform it. For higher budgets the Borda-Copeland method remains the clear

winner requiring a staggering 20,000 comparisons for the Bradley-Terry model to match it’s performance. These results indicate a very interesting design regime. For low to medium annotation budgets, the Swiss InfoGain algorithm is the most efficient and potent method to create item pairs, but after 16,000, the much simpler Borda count methods display the best performance.

5 Discussion

Our results show that, under scenarios with virtually unlimited annotation budgets, the Borda–Copeland method consistently produces stronger aggregate rankings and leads to more stable reward inference than random pair sampling. In contrast, when annotation budgets are constrained, our proposed Swiss InfoGain method generates denser, more diverse, and ultimately higher-quality annotations, thereby maximizing the information obtained per human preference. Taken together, these findings suggest that while Bradley–Terry modeling remains a necessary foundation for reward estimation, integrating alternative sampling and aggregation strategies upstream offers substantial gains in both efficiency and robustness, pointing toward more holistic, resource-aware RLHF pipelines.

6 Limitations and comparison to related work

The performance and efficiency improvements demonstrated in our work primarily target the earlier stage of the pipeline, that is, how to assemble a more informative and less redundant dataset of annotated item pairs that can then be used to train reward models more effectively. The methods presented don’t aim at replacing the Bradley–Terry probability model or other more recent approaches that rely on Active Learning. This limitation arises because, in RLHF, the reward model is not only trained to predict user preferences at the level of annotated item pairs but also to amortize the learned reward signal across every individual state in a trajectory, or every token in the case of large language models. This fine-grained decomposition is essential for downstream policy optimization, and the Bradley–Terry formulation remains a principled and widely applicable way to map comparisons into latent utility scores.

7 Conclusion

In summary, we find that random pair sampling with Bradley–Terry modeling, though widely adopted as the de facto standard in RLHF, is inefficient when the availability of human feedback is limited, as it often results in redundant or uninformative comparisons. Based on the results of our experiments, we demonstrate that our proposed method, Swiss InfoGain, which employs a Swiss tournament system combined with a mutual information gain style pairing rule, consistently achieves better performance while requiring substantially fewer annotations, thereby offering significant improvements in sample efficiency. Furthermore, we argue that even when annotation budgets are effectively unrestricted, alternative aggregation schemes such as a round-robin Borda count

approach provide superior outcomes compared to the traditional Bradley–Terry model trained on randomly generated pairs, highlighting the broader applicability of resource-aware design principles. The statistical significance of these findings provides strong evidence that current RLHF pipelines must be reconsidered and restructured to incorporate more principled sampling and evaluation strategies. By doing so, it becomes possible not only to ensure stronger alignment between models and human values but also to achieve this alignment in a manner that reduces the burden on human annotators, ultimately enabling more scalable and sustainable deployment of preference-based learning systems.

References

1. Bradley, R.A., Terry, M.E.: Rank analysis of incomplete block designs: I. the method of paired comparisons. *Biometrika* **39**, 324 (1952), <https://api.semanticscholar.org/CorpusID:125209808>
2. Casper, S., Davies, X., Shi, C., Krendl Gilbert, T., Scheurer, J., Rando Ramirez, J., Freedman, R., Korbak, T., Lindner, D., Freire, P., et al.: Open problems and fundamental limitations of reinforcement learning from human feedback. *Transactions on Machine Learning Research* (2023)
3. Christiano, P.F., Leike, J., Brown, T., Martic, M., Legg, S., Amodei, D.: Deep reinforcement learning from human preferences. *NeurIPS* **30** (2017)
4. Copeland, A.: A ‘reasonable’ social welfare function, seminar on mathematics in social sciences, university of michigan. Cited indirectly from its mention by Luce and Raiffa (1957) p. 358 (1951)
5. Dai, J., Fleisig, E.: Mapping social choice theory to rlhf. In: *ICLR 2024 Workshop on Reliable and Responsible Foundation Models*
6. Elo, A.: *The Rating of Chessplayers, Past and Present*. Arco Pub. (1978), <https://books.google.ie/books?id=8pMnAQAAMAAJ>
7. Hilton, D.J., Slugoski, B.R.: Knowledge-based causal attribution: The abnormal conditions focus model. *Psychological review* **93**(1), 75 (1986)
8. Hua, C.: *The swiss tournament model*. University of Pennsylvania (01 2017)
9. Ibarz, B., Leike, J., Pohlen, T., Irving, G., Legg, S., Amodei, D.: Reward learning from human preferences and demonstrations in atari. *NeurIPS* **31** (2018)
10. Maystre, L., Grossglauser, M.: Just sort it! a simple and effective approach to active preference learning. In: *International Conference on Machine Learning*. pp. 2344–2353. PMLR (2017)
11. McLean, I., Urken, A., Hewitt, F.: *Classics of Social Choice*. University of Michigan Press (1995), <https://books.google.ie/books?id=0QPv9cg3g-sC>
12. Ouyang, L., Wu, J., Jiang, X., Almeida, D., Wainwright, C., Mishkin, P., Zhang, C., Agarwal, S., Slama, K., Ray, A., et al.: Training language models to follow instructions with human feedback. *Advances in neural information processing systems* **35**, 27730–27744 (2022)
13. Saari, D.G., Merlin, V.R.: The copeland method: I.: Relationships and the dictionary. *Economic theory* **8**(1), 51–76 (1996)
14. Shams, S.: Maximum of second-order taylor approximation of entropy. *Applied Mathematical Sciences* **5**(64), 3191–3200 (2011)
15. Ziegler, D.M., Stiennon, N., Wu, J., Brown, T.B., Radford, A., Amodei, D., Christiano, P.F., Irving, G.: Fine-tuning language models from human preferences. *CoRR abs/1909.08593* (2019), <http://arxiv.org/abs/1909.08593>

A Algorithms

Algorithm 1 Bradley–Terry Estimator (with Gradient Descend)

```

1: Input: Number of items  $N$ , true values  $v$ , redundancy  $c$ 
2: Output: Estimated values  $\hat{v}$ , total number of comparisons  $M$ 
3: Let  $\mathcal{X} \leftarrow$  set of items with  $|\mathcal{X}| = N$ 
4: Initialize empty match list  $m \leftarrow []$ 
5:  $M \leftarrow 0$  {total comparisons counter}
6: for  $i = 1$  to  $(c \cdot N/2)$  do
7:    $x_1, x_2 \leftarrow \text{sample}(\mathcal{X}) \mid x_1 \neq x_2$ 
8:    $(s_1, s_2) \in \{(1, 0), (0.5, 0.5), (0, 1)\}$  w.p.  $P(x_1 \succ x_2)$  Eq. (1)
9:    $m \leftarrow m \cup [(x_1, x_2, s_1, s_2)]$ 
10:   $M \leftarrow M + 1$ 
11: end for
12: Initialize skill estimates  $f \leftarrow \{x : 0.0 \mid x \in \mathcal{X}\}$ 
13: for  $t = 1$  to 20 do
14:   for all  $(x_i, x_j, s_i, s_j) \in m$  do
15:      $\hat{P}(x_i \succ x_j) \leftarrow e^{f(x_i)} / (e^{f(x_i)} + e^{f(x_j)})$  {Eq. (1)}
16:     Update gradients:  $\nabla_{x_i} += s_i - P(x_i \succ x_j), \quad \nabla_{x_j} += s_j - P(x_j \succ x_i)$ 
17:   end for
18:    $f'(x) \leftarrow f(x) + 0.01 \cdot \nabla_x$ 
19: end for
20:  $\hat{v} \leftarrow (f(x) - \mu(f(x))) / \sigma(f(x)) \cdot 200 + 1000 \quad \forall x \in \mathcal{X}$ 
21: return  $\hat{v}, M$ 

```

Algorithm 2 Borda count (with Random Matching)

```

1: Input: Number of items  $N$ , true values  $v$ , number of rounds  $r$ 
2: Output: Estimated values  $\hat{v}$ , total number of comparisons  $M$ 
3: Let  $\mathcal{X} \leftarrow$  set of items with  $|\mathcal{X}| = N$ 
4: Initialize wins  $w(x) \leftarrow 0$  for all  $x \in \mathcal{X}$ 
5:  $M \leftarrow 0$  {total comparisons counter}
6: for  $k = 1$  to  $r$  do
7:   shuffle  $\mathcal{X}$ 
8:   for  $i = 1$  to  $N - 1$  with step 2 do
9:      $x_i, x_j \leftarrow \mathcal{X}(i), \mathcal{X}(i + 1)$ 
10:     $(s_i, s_j) \in \{(1, 0), (0.5, 0.5), (0, 1)\}$  w.p.  $P(x_i \succ x_j)$  Eq. (1)
11:     $w(x_i) \leftarrow w(x_i) + s_i$ ,  $w(x_j) \leftarrow w(x_j) + s_j$ 
12:     $M \leftarrow M + 1$ 
13:   end for
14: end for
15:  $\hat{v} \leftarrow (f(x) - \mu(f(x)))/\sigma(f(x)) \cdot 200 + 1000 \quad \forall x \in \mathcal{X}$ 
16: return  $\hat{v}, M$ 
    
```

Algorithm 3 Elo rating (with Random Matching)

```

1: Input: Number of items  $N$ , true values  $v$ , initial ratings  $\mathcal{R}_0$ , number of rounds  $r$ ,  
    $K$ -factor  $K$ 
2: Output: Estimated values  $y$ , total number of comparisons  $M$ 
3: Initialize ratings  $\hat{u} \leftarrow \mathcal{R}_0$ 
4: Let  $\mathcal{X} \leftarrow$  set of items with  $|\mathcal{X}| = N$ 
5:  $M \leftarrow 0$  {total comparisons counter}
6: for  $k = 1$  to  $r$  do
7:   shuffle  $\mathcal{X}$ 
8:   for  $i = 1$  to  $N - 1$  with step 2 do
9:      $x_i, x_j \leftarrow \mathcal{X}(i), \mathcal{X}(i + 1)$ 
10:     $(S_i, S_j) \in \{(1, 0), (0.5, 0.5), (0, 1)\}$  w.p.  $P(x_i \succ x_j)$  Eq. (2)
11:     $(E_i, E_j) = P(x_i \succ x_j), P(x_j \succ x_i)$  Eq. (2)
12:     $M \leftarrow M + 1$ 
13:   end for
14:   batch Elo update  $\hat{u}(x) \leftarrow \hat{u}(x) + K \cdot (S(x) - E(x)) \quad \forall x \in \mathcal{X}$ 
15: end for
16: return  $\hat{u}, M$ 
    
```

Algorithm 4 Swiss Tournament

```

1: Input: Number of items  $N$ , true values  $v$ , initial ratings  $\mathcal{R}_0$ , max rounds  $r_{\max}$ ,
   base  $K$ -factor  $K_0$ 
2: Output: Final ratings  $\mathcal{R}$ , total number of comparisons  $M$ 
3: Initialize ratings  $\hat{u} \leftarrow \mathcal{R}_0$ 
4: Let  $\mathcal{X} \leftarrow$  set of items with  $|\mathcal{X}| = N$ 
5:  $M \leftarrow 0, t \leftarrow 0$  {total comparisons and round counters}
6: while  $t < r_{\max}$  do
7:   group items by value  $s \leftarrow \{y(x) : s(y(x)) \cup [x] \in \mathcal{X}\}$ 
8:   Initialize empty match list  $m \leftarrow []$ 
9:   for all  $\hat{y}$  in  $s$  do
10:    shuffle  $\hat{y}$ 
11:    for  $i = 1$  to  $|\hat{y}| - 1$  step 2 do
12:       $x_i, x_j \leftarrow \hat{y}(i), \hat{y}(i + 1)$ 
13:       $(S_i, S_j) \in \{(1, 0), (0.5, 0.5), (0, 1)\}$  w.p.  $P(x_i \succ x_j)$  Eq. (1)
14:       $(E_i, E_j) = P(x_i \succ x_j), P(x_j \succ x_i)$  Eq. (2)
15:       $M \leftarrow M + 1$ 
16:    end for
17:  end for
18:  if  $m = \emptyset$  then
19:    break
20:  end if
21:  batch Elo update  $\hat{u}(x) \leftarrow \hat{u}(x) + K \cdot (S(x) - E(x)) \ \forall \ x \in \mathcal{X}$ 
22:   $t \leftarrow t + 1$ 
23: end while
24: return  $\hat{u}, M$ 

```

Algorithm 5 Random pairs then Swiss Tournament

```

1: Input: Number of items  $N$ , true values  $v$ , initial ratings  $\mathcal{R}_0$ , random rounds  $r_{\text{rnd}}$ ,
   Swiss rounds  $r_{\text{swiss}}$ ,  $K$ -factor  $K$ 
2: Output: Final ratings  $\mathcal{R}$ , total number of comparisons  $M$ 
3: Initialize ratings  $\hat{v} \leftarrow \mathcal{R}_0$ 
4: Let  $\mathcal{X} \leftarrow$  set of items with  $|\mathcal{X}| = N$ 
5:  $M \leftarrow 0$  {total comparisons counter}
6: for  $t = 1$  to  $r_{\text{rnd}}$  do
7:   shuffle  $\mathcal{X}$ , set  $m \leftarrow []$ 
8:   for  $i = 1$  to  $N - 1$  step 2 do
9:      $x_i, x_j \leftarrow \mathcal{X}(i), \mathcal{X}(i + 1)$ 
10:     $(S_i, S_j) \in \{(1, 0), (0.5, 0.5), (0, 1)\}$  w.p.  $P(x_i \succ x_j)$  from Eq. (1)
11:     $(E_i, E_j) = P(x_i \succ x_j), P(x_j \succ x_i)$  from Eq. (2)
12:     $M \leftarrow M + 1$ 
13:   end for
14:   batch Elo update  $\hat{u}(x) \leftarrow \hat{u}(x) + K \cdot (S(x) - E(x)) \ \forall \ x \in \mathcal{X}$ 
15: end for
16: for  $t = 1$  to  $r_{\text{swiss}}$  do
17:   Pair items by Swiss rule:  $m \leftarrow \text{pair}(\hat{v})$ 
18:   for all  $(x_i, x_j) \in m$  do
19:      $(S_i, S_j)$  and  $(E_i, E_j)$  as before
20:      $M \leftarrow M + 1$ 
21:   end for
22:   batch Elo update  $\hat{v}(x) \leftarrow \hat{v}(x) + K \cdot (S(x) - E(x)) \ \forall \ x \in \mathcal{X}$ 
23: end for
24: return  $\hat{v}, M$ 

```

Algorithm 6 Swiss Tournament with Mutual Information Gain pairing

```

1: Input: Number of items  $N$ , true values  $v$ , initial ratings  $\mathcal{R}_0$ , max rounds  $r_{\max}$ ,
   base  $K$ -factor  $K_0$ , min  $K$ -factor  $K_{\min}$ 
2: Output: Final ratings  $\mathcal{R}$ , total number of comparisons  $M$ 
3: Initialize ratings  $\hat{v} \leftarrow \mathcal{R}_0$ 
4:  $s(x) \leftarrow 0, g(x) \leftarrow 0 \ \forall x \in \mathcal{X}$ 
5:  $M \leftarrow 0$  {total comparisons counter}
6: Let  $\mathcal{X} \leftarrow$  set of items with  $|\mathcal{X}| = N$ 
7: for  $t = 1$  to  $r_{\max}$  do
8:    $m \leftarrow [\emptyset]$ 
9:   for all  $(x_i, x_j) \in \mathcal{X} \mid x_i \neq x_j$  do
10:    if  $(x_i, x_j) \notin m$  then
11:       $I(x_i, x_j) \leftarrow P(x_i \succ x_j) \cdot (1 - P(x_i \succ x_j))$  Eq. (1)
12:       $m \leftarrow m \cup [I, x_i, x_j]$ 
13:    end if
14:  end for
15:  if  $m = \emptyset$  then
16:    break
17:  end if
18:   $m \leftarrow \text{sort}(m, I)$ 
19:  for all  $(x_i, x_j) \in m$  do
20:     $(S_i, S_j) \in \{(1, 0), (0.5, 0.5), (0, 1)\}$  w.p.  $P(x_i \succ x_j)$  Eq. (1)
21:     $(E_i, E_j) = P(x_i \succ x_j), P(x_j \succ x_i)$  from Eq. (2)
22:     $M \leftarrow M + 1$ 
23:  end for
24:  batch Elo update  $\hat{v}(x) \leftarrow \hat{v}(x) + K \cdot (S(x) - E(x)) \ \forall x \in \mathcal{X}$ 
25:   $s(x) \leftarrow \hat{v}(x)$ 
26: end for
27: return  $\hat{v}, M$ 

```
