

Diffusion Model Based Signal Recovery Under 1-Bit Quantization

Youming Chen, Zhaoqiang Liu*

University of Electronic Science and Technology of China

Abstract

Diffusion models (DMs) have demonstrated to be powerful priors for signal recovery, but their application to 1-bit quantization tasks, such as 1-bit compressed sensing and logistic regression, remains a challenge. This difficulty stems from the inherent non-linear link function in these tasks, which is either non-differentiable or lacks an explicit characterization. To tackle this issue, we introduce Diff-OneBit, which is a fast and effective DM-based approach for signal recovery under 1-bit quantization. Diff-OneBit addresses the challenge posed by non-differentiable or implicit links functions via leveraging a differentiable surrogate likelihood function to model 1-bit quantization, thereby enabling gradient based iterations. This function is integrated into a flexible plug-and-play framework that decouples the data-fidelity term from the diffusion prior, allowing any pretrained DM to act as a denoiser within the iterative reconstruction process. Extensive experiments on the FFHQ, CelebA and ImageNet datasets demonstrate that Diff-OneBit gives high-fidelity reconstructed images, outperforming state-of-the-art methods in both reconstruction quality and computational efficiency across 1-bit compressed sensing and logistic regression tasks.

Introduction

In linear measurement models (Candès, Romberg, and Tao 2006; Donoho 2006; Foucart and Rauhut 2013), the goal is to recover a high-dimensional signal $\mathbf{x}^* \in \mathbb{R}^N$ from noisy linear measurements:

$$\mathbf{y} = \mathbf{A}\mathbf{x}^* + \boldsymbol{\epsilon}, \quad (1)$$

where $\mathbf{A} = [\mathbf{a}_1, \dots, \mathbf{a}_M]^\top \in \mathbb{R}^{M \times N}$ is the forward matrix, $\boldsymbol{\epsilon} = [\epsilon_1, \dots, \epsilon_M]^\top \in \mathbb{R}^M$ is the noise vector, and $\mathbf{y} = [y_1, \dots, y_M]^\top \in \mathbb{R}^M$ represents the acquired measurements. To address this typically ill-posed measurement model, especially in the high-dimensional regime where $M \ll N$, a series of works has developed effective recovery methods by exploiting hand-crafted structural priors of \mathbf{x}^* , such as sparsity or low-rankness (Chen et al. 2013; Li 2013; Nguyen and Tran 2012, 2013; Xu, Caramanis, and Mannor 2012).

However, the assumption of infinite measurement precision in linear measurement models is often unrealistic

in hardware implementation. In practice, measurements are quantized to a finite number of bits. In particular, 1-bit quantization is valued for its low hardware cost and robustness to non-linear distortions (Boufounos and Baraniuk 2008; Boufounos 2010). Both 1-bit compressed sensing (CS) and logistic regression are examples of the 1-bit quantized measurement model. For 1-bit CS, measurements are quantized to their signs:

$$\mathbf{y} = \text{sign}(\mathbf{A}\mathbf{x}^* + \boldsymbol{\epsilon}). \quad (2)$$

For logistic regression, the likelihood of each binary outcome $y_i \in \{-1, +1\}$ can be expressed as follows:

$$\mathbb{P}(y_i = 1) = \frac{1}{1 + e^{-\mathbf{a}_i^\top \mathbf{x}^*}} = \frac{1}{2} + \frac{1}{2} \tanh\left(\frac{\mathbf{a}_i^\top \mathbf{x}^*}{2}\right). \quad (3)$$

1-bit quantized measurement models have also been widely studied under hand-crafted structural priors such as sparsity and low-rankness (Plan and Vershynin 2012; Yan, Yang, and Osher 2012; Plan and Vershynin 2013; Jacques et al. 2013; Davenport et al. 2014; Knudson, Saab, and Ward 2016; Plan, Vershynin, and Yudovina 2017).

Priors have shifted from hand-crafted designs to leveraging the expressive capabilities of conventional generative models, such as variational autoencoders (VAEs) and generative adversarial networks (GANs) (Bora et al. 2017; Liu and Scarlett 2020b). Recently, diffusion models (DMs) (Sohl-Dickstein et al. 2015; Ho, Jain, and Abbeel 2020) stand out as powerful generative priors for capturing the statistical properties of natural images. Reconstruction methods using DMs generally fall into two categories: Supervised methods, which train neural networks end-to-end on paired clean and degraded images for specific measurement models, and unsupervised methods, which utilize pretrained unconditional diffusion models and knowledge of the degradation process. Recently, unsupervised methods have been favored for their versatility. They typically integrate a data-fidelity term with a DM-based prior within a gradient based optimization or sampling framework, achieving reliable reconstruction quality across a wide range of linear and non-linear measurement models (Kadkhodaie and Simoncelli 2021; Jalal et al. 2021a; Choi et al. 2021; Chung et al. 2022, 2023; Zhu et al. 2023; Kavar et al. 2022; Wang, Yu, and Zhang 2023; Song et al. 2023, 2024; Mardani et al. 2024; Zhang et al. 2025; Zheng, Li, and Liu 2025).

*Corresponding author.

Specifically, under the assumption that the nonlinear forward operator $\mathcal{A} : \mathbb{R}^N \rightarrow \mathbb{R}^M$ is differentiable, approaches such as DPS (Chung et al. 2023), DiffPIR (Zhu et al. 2023), and DAPS (Zhang et al. 2025) can handle nonlinear measurement models of the form $\mathbf{y} = \mathcal{A}(\mathbf{x}^*) + \epsilon$ through gradient based iterative procedures. However, these methods are not directly applicable to 1-bit CS or logistic regression, as the corresponding forward operators are either non-differentiable or lack an explicit formulation.

Contributions To address this limitation, we draw inspiration from plug-and-play (PnP) frameworks (Venkatakrishnan, Bouman, and Wohlberg 2013; Chan, Wang, and Elgandy 2016; Sreehari et al. 2016; Kamilov, Mansour, and Wohlberg 2017) and propose Diff-OneBit, which is a PnP method designed to tackle the 1-bit CS problem using pretrained DMs. To overcome the challenge posed by the non-differentiable link function in 1-bit CS, our approach decouples the data and prior terms via half-quadratic splitting (HQS) (Geman and Yang 1995) and introduces a differentiable surrogate function for the data-fidelity term, solving them iteratively within the diffusion sampling framework. We further adapt Diff-OneBit to address the logistic regression problem. Evaluations of Diff-OneBit on 1-bit CS and logistic regression tasks using the FFHQ and CelebA datasets demonstrate that it achieves superior image reconstruction quality with greater efficiency compared to competing methods.

Related work

In this subsection, we present an overview of relevant existing studies. These studies can broadly be categorized into (i) Signal recovery with conventional generative models, and (ii) Signal recovery with diffusion models.

Signal recovery with conventional generative models: Building on the pioneering work of (Bora et al. 2017), prior research has explored signal recovery problems using conventional generative models. Subsequent studies have introduced novel architectures, including untrained deep image priors (Van Veen et al. 2018), underparameterized deep decoders (Heckel and Hand 2019), and invertible networks designed to eliminate representation error (Asim et al. 2020). Additionally, several methods with provable guarantees have been developed, such as those based on Langevin dynamics (Nguyen, Jagatap, and Hegde 2021) and posterior sampling (Jalal et al. 2021b). The application scope of these priors has expanded to address problems like phase retrieval (Hand, Leong, and Voroninski 2018; Liu, Ghosh, and Scarlett 2021; Liu, Wang, and Liu 2022), generative principal component analysis (Liu et al. 2022; Chen, Ng, and Liu 2025) and generalized eigenvalue problems (Liu, Li, and Chen 2024). This progress has been supported by extensive studies confirming the adversarial robustness of these methods (Genzel, Macdonald, and März 2022) and comprehensive surveys of the field (Ongie et al. 2020; Scarlett et al. 2023).

Notably, there have been specific investigations into 1-bit CS using conventional generative models. For instance, Qiu, Wei, and Yang (2020) employ ReLU generative networks

with dithering techniques to enable signal recovery. Liu et al. (2020) establish recovery guarantees for 1-bit CS using conventional generative models. Furthermore, single-index models encompassing 1-bit quantized measurement models have been studied under conventional generative priors (Wei, Yang, and Wang 2019; Liu and Scarlett 2020a; Liu and Han 2022; Liu and Liu 2022; Chen et al. 2023). However, these works focus on recovery guarantees related to optimal solutions for empirical risk minimization problems or approaches that approximately optimize over the range of conventional single-step generative models, without considering plug-and-play frameworks.

Signal recovery with diffusion models: A family of unsupervised methods using pretrained DMs excels at solving signal recovery problems by adapting the reverse diffusion process. For example, Score-ALD (Jalal et al. 2021a) utilizes Langevin dynamics for posterior sampling, while MCG (Chung et al. 2022) adds manifold constraints in reverse sampling. ILVR (Choi et al. 2021) refines each step based on reference images, and DDRM (Kawar et al. 2022) operates in the spectral domain of the forward operator. DiffPIR (Zhu et al. 2023) integrates plug-and-play frameworks. DPS (Chung et al. 2023) extends posterior sampling to noisy and non-linear problems. DDNM (Wang, Yu, and Zhang 2023) introduces null-space guidance and Π GDM (Song et al. 2023) introduces pseudoinverse guidance in sampling. ReSample (Song et al. 2024) utilizes hard data consistency for latent diffusion models. RED-diff (Mardani et al. 2024) offers a variational perspective connecting diffusion to regularization by denoising. DAPS (Zhang et al. 2025) employs a decoupled noise annealing process. However, the aforementioned methods are primarily designed for linear measurement models, while methods capable of handling non-linear measurement models, such as DPS, DiffPIR, DAPS, RED-diff, and Π GDM, are mainly designed for explicit and differentiable forward operators and cannot effectively handle quantized measurements. In the following, we discuss recent DM-based methods aiming for quantized signal recovery.

In QCS-SGM (Meng and Kabashima 2023), a DM serves as a prior for recovering signals from noisy quantized measurements through posterior sampling, integrating a noise-perturbed pseudo-likelihood score with the score of the DM. However, QCS-SGM relies on annealed Langevin dynamics, which demands a large number of iterations and incurs substantial computational overhead. SIM-DMIS (Tang et al. 2025) investigates single index models that encompass 1-bit quantized measurement models with a diffusion prior. The approach first obtains an appropriate initial estimate, then reconstructs the underlying signal using a single round of unconditional sampling combined with partial inversion of the DM, which is an operation that approximates projecting the initial estimate onto the range of the DM.

Background

Diffusion models

DMs are generative models that map data to noise through a pre-defined forward diffusion process (Ho, Jain, and Abbeel 2020; Karras et al. 2022; Song and Ermon 2019, 2020; Song

et al. 2021). Specifically, the forward process perturbs a data sample $\mathbf{x}_0 \sim p_{\text{data}}(\mathbf{x})$ over a continuous time variable $t \in [0, T]$ according to a Gaussian transition kernel:

$$q_{0t}(\mathbf{x}_t|\mathbf{x}_0) = \mathcal{N}(\mathbf{x}_t; \alpha_t \mathbf{x}_0, \sigma_t^2 \mathbf{I}), \quad (4)$$

where α_t and σ_t are time-dependent functions controlling the signal and noise schedules. Let p_t denotes the marginal distribution of \mathbf{x}_t . As $t \rightarrow T$, the perturbed distribution $p_t(\mathbf{x}_t)$ converges to an isotropic Gaussian.

To generate a sample, DMs learn to reverse this process, starting from pure Gaussian noise $\mathbf{x}_T \sim \mathcal{N}(\mathbf{0}, \mathbf{I})$ and iteratively denoising it to produce a sample from the data distribution. Specifically, a neural network $\epsilon_\theta(\mathbf{x}_t, t)$ is trained to predict the noise component ϵ from the noisy state $\mathbf{x}_t = \alpha_t \mathbf{x}_0 + \sigma_t \epsilon$ by minimizing the following objective (Song and Ermon 2019; Song, Meng, and Ermon 2021):

$$\mathbb{E}_{\mathbf{x}_0 \sim p_0, \epsilon \sim \mathcal{N}(\mathbf{0}, \mathbf{I}), t \sim \mathcal{U}(0, T)} [\|\epsilon_\theta(\mathbf{x}_t, t) - \epsilon\|_2^2]. \quad (5)$$

The pretrained noise predictor $\epsilon_\theta(\mathbf{x}_t, t)$ provides an estimate of the score function via the relation $\nabla_{\mathbf{x}_t} \log p_t(\mathbf{x}_t) \approx -\epsilon_\theta(\mathbf{x}_t, t)/\sigma_t$. Thus, sampling from DMs can be performed by numerically solving a stochastic differential equation (SDE) (Song et al. 2021):

$$d\mathbf{x}_t = \left[f(t)\mathbf{x}_t + \frac{g^2(t)}{\sigma_t} \epsilon_\theta(\mathbf{x}_t, t) \right] dt + g(t)d\mathbf{w}_t, \quad (6)$$

where \mathbf{w}_t represents a standard Wiener process, and $f(t)$ and $g(t)$ are the drift and diffusion coefficients, respectively. In Variance Preserving (VP) SDE, we have $f(t) = d \log \alpha_t / dt$, $g^2(t) = d\sigma_t^2 / dt - 2f(t)\sigma_t^2$. Alternatively, sampling can be performed deterministically by numerically solving the corresponding probability flow ordinary differential equation (ODE):

$$\frac{d\mathbf{x}_t}{dt} = f(t)\mathbf{x}_t + \frac{g^2(t)}{2\sigma_t} \epsilon_\theta(\mathbf{x}_t, t). \quad (7)$$

Conditional diffusion models for signal recovery

For signal recovery with measurements \mathbf{y} , the objective is to sample the clean signal \mathbf{x}_0 from the posterior distribution $p(\mathbf{x}_0|\mathbf{y})$. DMs achieve this by conditioning the reverse sampling process, modifying Eq. (7) with the posterior score $\nabla_{\mathbf{x}_t} \log p_t(\mathbf{x}_t|\mathbf{y})$:

$$\frac{d\mathbf{x}_t}{dt} = f(t)\mathbf{x}_t - \frac{g^2(t)}{2} \nabla_{\mathbf{x}_t} \log p_t(\mathbf{x}_t|\mathbf{y}). \quad (8)$$

For a linear measurement model with additive Gaussian noise $\epsilon \sim \mathcal{N}(\mathbf{0}, \sigma^2 \mathbf{I})$ as in Eq. (1), the conditional score is directly related to the conditional expectation as follows (Daras et al. 2024):

$$\nabla_{\mathbf{x}_t} \log p_t(\mathbf{x}_t|\mathbf{y}) = \frac{\mathbb{E}[\mathbf{x}_0|\mathbf{x}_t, \mathbf{y}] - \mathbf{x}_t}{\sigma^2}. \quad (9)$$

DiffPIR approximates this conditional expectation using HQS, which decouples the data-fidelity and prior terms as follows:

$$\mathbb{E}[\mathbf{x}_0|\mathbf{x}_t, \mathbf{y}] \approx \arg \min_{\mathbf{x}} \frac{1}{2} \|\mathbf{y} - \mathbf{A}\mathbf{x}\|_2^2 + \frac{\mu_t}{2} \|\mathbf{x} - \mathbb{E}[\mathbf{x}_0|\mathbf{x}_t]\|_2^2. \quad (10)$$

Here, $\mu_t := \lambda(\alpha_t^2/\sigma_t^2)$ with $\lambda > 0$ being a hyperparameter is a penalty parameter and $\mathbb{E}[\mathbf{x}_0|\mathbf{x}_t]$ can be directly obtained using Tweedie’s formula (Daras et al. 2024). Alternatively, approaches such as DPS approximate $\nabla_{\mathbf{x}_t} \log p_t(\mathbf{y}|\mathbf{x}_t)$ using Bayes’ rule with $\nabla_{\mathbf{x}_t} \log p_t(\mathbf{x}_t|\mathbf{y}) = \nabla_{\mathbf{x}_t} \log p_t(\mathbf{y}|\mathbf{x}_t) + \nabla_{\mathbf{x}_t} \log p_t(\mathbf{x}_t)$, where the term $\nabla_{\mathbf{x}_t} \log p_t(\mathbf{x}_t)$ is simply the unconditional score function. However, these frameworks cannot be directly extended to handle 1-bit quantized measurement models for which both $\mathbb{E}[\mathbf{x}_0|\mathbf{x}_t, \mathbf{y}]$ and $\nabla_{\mathbf{x}_t} \log p_t(\mathbf{y}|\mathbf{x}_t)$ are difficult to approximate.

Method

Our goal is to address 1-bit quantized measurement models using a DM as a powerful generative prior. We formulate the reconstruction as a maximum a posterior (MAP) estimation problem. Given the 1-bit measurements \mathbf{y} , we seek to find the optimal vector $\hat{\mathbf{x}}$ that maximizes the posterior likelihood:

$$\hat{\mathbf{x}} = \arg \max_{\mathbf{x}} p(\mathbf{x}|\mathbf{y}) = \arg \max_{\mathbf{x}} p(\mathbf{y}|\mathbf{x})p(\mathbf{x}) \quad (11)$$

$$= \arg \min_{\mathbf{x}} \underbrace{-\log p(\mathbf{y}|\mathbf{x})}_{\text{Data Fidelity Term}} + \underbrace{(-\log p(\mathbf{x}))}_{\text{Prior Regularization Term}}. \quad (12)$$

In the following, We discuss the approaches designed for 1-bit CS and logistic regression, which are two popular instances of 1-bit quantization problems.

Approach for 1-bit CS

For the 1-bit CS model in Eq. (2), we begin by modeling the underlying measurement process before quantization. For any $\mathbf{x} \in \mathbb{R}^n$, letting $\tilde{b}_i = \mathbf{a}_i^\top \mathbf{x} + \epsilon_i$ be the corrupted measurement. The 1-bit measurement $y_i \in \{-1, +1\}$ is the result of applying the sign function to this noisy value:

$$y_i = \text{sign}(\tilde{b}_i). \quad (13)$$

The probability of observing $y_i = +1$ is the probability that the noisy measurement is non-negative:

$$\mathbb{P}(y_i = +1|\mathbf{x}) = \mathbb{P}(\tilde{b}_i \geq 0) = \mathbb{P}(\mathbf{a}_i^\top \mathbf{x} + \epsilon_i \geq 0) \quad (14)$$

$$= \mathbb{P}(\epsilon_i \geq -\mathbf{a}_i^\top \mathbf{x}). \quad (15)$$

Similarly, the probability of observing $y_i = -1$ is:

$$\mathbb{P}(y_i = -1|\mathbf{x}) = \mathbb{P}(\tilde{b}_i < 0) = \mathbb{P}(\mathbf{a}_i^\top \mathbf{x} + \epsilon_i < 0) \quad (16)$$

$$= \mathbb{P}(\epsilon_i < -\mathbf{a}_i^\top \mathbf{x}). \quad (17)$$

Eqs. (15) and (17) can be expressed using the cumulative distribution function (CDF). Assuming that the additive noise is Gaussian with $\epsilon_i \sim \mathcal{N}(0, \sigma^2)$, then ϵ_i/σ follows the standard normal distribution, with its CDF defined as $\Phi(z) = \int_{-\infty}^z \frac{1}{\sqrt{2\pi}} e^{-u^2/2} du$, and we obtain

$$\mathbb{P}(y_i = 1|\mathbf{x}) = \mathbb{P}\left(\frac{\epsilon_i}{\sigma} \geq -\frac{\mathbf{a}_i^\top \mathbf{x}}{\sigma}\right) = \Phi\left(\frac{\mathbf{a}_i^\top \mathbf{x}}{\sigma}\right). \quad (18)$$

Applying the symmetry of the Gaussian distribution, we obtain $\mathbb{P}(\epsilon_i \geq v) = 1 - \mathbb{P}(\epsilon_i < v) = P(\epsilon_i \leq -v)$, and thus

$$\mathbb{P}(y_i = -1|\mathbf{x}) = \mathbb{P}\left(\frac{\epsilon_i}{\sigma} < -\frac{\mathbf{a}_i^\top \mathbf{x}}{\sigma}\right) = \Phi\left(-\frac{\mathbf{a}_i^\top \mathbf{x}}{\sigma}\right). \quad (19)$$




Figure 1. **Qualitative results of 1-bit CS on FFHQ images.** We compare Diff-OneBit with QCS-SGM, SIM-DMIS and DiffPIR. Input images have an additive Gaussian noise of $\sigma = 0.5$.

Combining these two cases into a single one, yielding:

$$\mathbb{P}(y_i|\mathbf{x}) = \Phi(\mathbf{a}_i^\top \mathbf{x}/\sigma)^{\frac{1+y_i}{2}} \cdot \Phi(-\mathbf{a}_i^\top \mathbf{x}/\sigma)^{\frac{1-y_i}{2}}. \quad (20)$$

Then, we have the following for \mathbf{y} :

$$\mathbb{P}(\mathbf{y}|\mathbf{x}) = \prod_{i=1}^M \Phi(\mathbf{a}_i^\top \mathbf{x}/\sigma)^{\frac{1+y_i}{2}} \cdot \Phi(-\mathbf{a}_i^\top \mathbf{x}/\sigma)^{\frac{1-y_i}{2}}. \quad (21)$$

This expression serves as our differentiable surrogate likelihood. For the MAP objective, we require its negative logarithm. Taking the negative logarithm of Eq. (21) yields our final data-fidelity function as follows:

$$\begin{aligned} \mathcal{L}(\mathbf{x}; \mathbf{y}) &= -\log p(\mathbf{y}|\mathbf{x}) \\ &= -\sum_{i=1}^M \left[\frac{1+y_i}{2} \log \Phi\left(\frac{\mathbf{a}_i^\top \mathbf{x}}{\sigma}\right) + \frac{1-y_i}{2} \log \Phi\left(-\frac{\mathbf{a}_i^\top \mathbf{x}}{\sigma}\right) \right]. \end{aligned} \quad (22)$$

(23)

With a tractable data-fidelity term, we now address the MAP objective in Eq. (12). HQS introduces an auxiliary variable \mathbf{z} to decouple the data-fidelity and prior terms, reformulating the objective as

$$\arg \min_{\mathbf{x}, \mathbf{z}} \mathcal{L}(\mathbf{x}; \mathbf{y}) - \log p(\mathbf{z}) \quad \text{subject to} \quad \mathbf{x} = \mathbf{z}. \quad (24)$$

This constrained optimization problem is typically addressed by iteratively updating \mathbf{x} and \mathbf{z} through two subproblems, synchronized with the timestep t to ensure consistency with its reverse process schedule.

The \mathbf{x} -update rule enforces consistency with the observed 1-bit measurements using a differentiable surrogate likelihood. The subproblem is of the following form:

$$\hat{\mathbf{x}} = \arg \min_{\mathbf{x}} \left(\mathcal{L}(\mathbf{x}; \mathbf{y}) + \frac{\mu}{2} \|\mathbf{x} - \hat{\mathbf{z}}\|_2^2 \right), \quad (25)$$

where $\mu > 0$ is the penalty parameter and $\hat{\mathbf{z}}$ is an estimated vector. The differentiability of $\mathcal{L}(\cdot; \mathbf{y})$ enables efficient optimization using gradient based methods such as stochastic gradient descent or Adam optimizer (Kingma and Ba 2014). The \mathbf{z} -update rule involves solving an optimization problem of the following form:

$$\hat{\mathbf{z}} = \arg \min_{\mathbf{z}} \left(-\log p(\mathbf{z}) + \frac{\mu}{2} \|\mathbf{z} - \hat{\mathbf{x}}\|_2^2 \right). \quad (26)$$

The optimization problem in Eq. (26) can be thought of as a denoising problem, and its optimal solution can be approximated using a DM through the single-step Tweedie’s formula, see, e.g., (Zhu et al. 2023; Venkatakrishnan, Bouman, and Wohlberg 2013), for which we provide a detailed analysis in the appendix.

Based on the above discussions, our Diff-OneBit approach is illustrated in Figure 3 and detailed in Algorithm 1.

Adaption for logistic regression

We can adapt our Diff-OneBit approach designed for 1-bit CS to logistic regression. For the logistic regression model with 1-bit observation $y_i \in \{-1, +1\}$, the exact likelihood of an observation can be directly expressed using the hyperbolic tangent function. The probabilities for the two possible outcomes are:

$$\mathbb{P}(y_i = +1|\mathbf{x}) = \frac{1}{2} + \frac{1}{2} \tanh\left(\frac{\mathbf{a}_i^\top \mathbf{x}}{2}\right), \quad (27)$$

$$\mathbb{P}(y_i = -1|\mathbf{x}) = \frac{1}{2} - \frac{1}{2} \tanh\left(\frac{\mathbf{a}_i^\top \mathbf{x}}{2}\right). \quad (28)$$

Following the structure of the 1-bit model, we combine both cases into a single likelihood expression for $\mathbb{P}(y_i|\mathbf{x})$. Analogous to the 1-bit CS formulation in Eq. (21), the exponents select the appropriate probability for the binary outcome:

$$\mathbb{P}(\mathbf{y}|\mathbf{x}) = \prod_{i=1}^M \mathbb{P}(y_i|\mathbf{x}). \quad (29)$$

Taking the negative logarithm yields the data-fidelity function, which corresponds to the standard binary cross-entropy loss:

$$\begin{aligned} \mathcal{L}(\mathbf{x}; \mathbf{y}) &= -\log \mathbb{P}(\mathbf{y}|\mathbf{x}) \\ &= -\sum_{i=1}^M \left[\frac{1+y_i}{2} \log \left(\frac{1}{2} + \frac{1}{2} \tanh\left(\frac{\mathbf{a}_i^\top \mathbf{x}}{2}\right) \right) \right. \\ &\quad \left. + \frac{1-y_i}{2} \log \left(\frac{1}{2} - \frac{1}{2} \tanh\left(\frac{\mathbf{a}_i^\top \mathbf{x}}{2}\right) \right) \right]. \end{aligned} \quad (30)$$

(31)

The function in Eq. (31) is convex and smooth, making it well-suited for gradient based optimization within our MAP framework. Unlike the surrogate likelihood in Eq. (23), this formulation represents the exact model likelihood and requires no hyperparameters such as the noise level σ .




Figure 2. **Qualitative results of 1-bit CS on CelebA images.** We compare Diff-OneBit with SIM-DMIS. Input images have an additive Gaussian noise of $\sigma = 0.5$ and $\sigma = 1.5$.

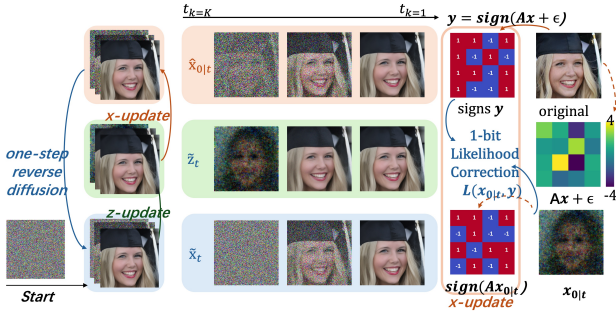


Figure 3. **An illustration of the Diff-OneBit sampling step.** At each reverse diffusion time t , we start with a noisy sample \tilde{x}_t . First, the diffusion model acts as a denoiser to predict a preliminary clean image \tilde{z}_t (the prior update). This estimate is then corrected to a guided version $\hat{x}_{0|t}$ by solving a data-consistency sub-problem using our differentiable surrogate likelihood. Finally, this guided estimate is used to compute the next state \tilde{x}_{t-1} , advancing one step in the guided reverse diffusion.

Algorithm 1: Diff-OneBit

Require: Measurements \mathbf{y} , forward matrix \mathbf{A} , pretrained noise prediction network ϵ_θ , maximum number of iterations K , data-fidelity function $\mathcal{L}(\cdot; \mathbf{y})$, schedules $\{\alpha_{t_k}, \sigma_{t_k}\}_{k=0}^K$, penalty coefficient λ , pre-calculated $\mu_k = \lambda(\alpha_{t_k}^2 / \sigma_{t_k}^2)$

Ensure: Reconstructed signal \hat{x}_0

- 1: Sample $\tilde{x}_{t_K} \sim \mathcal{N}(\mathbf{0}, \mathbf{I})$
 - 2: **for** $k = K, \dots, 1$ **do**
 - 3: $\tilde{z}_{t_k} \leftarrow (\tilde{x}_{t_k} - \sigma_{t_k} \epsilon_\theta(\tilde{x}_{t_k}, t_k)) / \alpha_{t_k}$
 - 4: $\hat{x}_{0|t_k} \leftarrow \arg \min_{\mathbf{x}} (\mathcal{L}(\mathbf{x}; \mathbf{y}) + \frac{\mu_k}{2} \|\mathbf{x} - \tilde{z}_{t_k}\|_2^2)$
 - 5: $\tilde{\epsilon}_{t_k} \leftarrow (\tilde{x}_{t_k} - \alpha_{t_k} \hat{x}_{0|t_k}) / \sigma_{t_k}$
 - 6: $\tilde{x}_{t_{k-1}} \leftarrow \alpha_{t_{k-1}} \hat{x}_{0|t_k} + \sigma_{t_{k-1}} \tilde{\epsilon}_{t_k}$
 - 7: **end for**
 - 8: **return** \tilde{x}_{t_0}
-

Experiments

In this section, we demonstrate the performance of our Diff-OneBit approach on 1-bit CS and logistic regression tasks.

Experimental setup. Our experiments employ pretrained DMs that correspond to image datasets at a resolution of 256×256 . Specifically, for FFHQ dataset (Karras, Laine, and Aila 2019), we utilized the score model (Song and Ermon 2020) for QCS-SGM and the denoising model provided by (Chung et al. 2023) for Diff-OneBit, DPS, DAPS, DiffPIR and SIM-DMIS. For CelebA (Karras et al. 2018) datasets, we used the models pretrained by (Ho, Jain, and Abbeel 2020).¹ For ImageNet (Deng et al. 2009), we utilized the models pretrained by (Dhariwal and Nichol 2021). All the experiments are conducted on NVIDIA Tesla V100.

Measurement tasks: In all experiments, we evaluate our method on the validation set of 100 images on 1-bit CS and logistic regression. We have a forward matrix with i.i.d. entries drawn from a normal distribution $\mathcal{N}(0, 1/M)$. Measurements are evaluated under Gaussian noises with a measurement ratio of $M/N = 1/16$.

Baselines and metrics. We compare our proposed Diff-OneBit approach with several state-of-the-art methods. The primary baselines are specialized solvers for quantized measurements, including QCS-SGM and SIM-DMIS. Additionally, we include DiffPIR, DPS, and DAPS, that can handle non-linear measurement models, in our comparison. However, their non-linear frameworks are incompatible with 1-bit quantization, as the link function is non-differentiable or cannot be explicitly expressed. Thus, for our comparison, we use their linear versions, ignoring the non-linear link function. Reconstruction quality is evaluated using a comprehensive set of metrics. For fidelity and faithfulness to the ground truth, we use the peak signal-to-noise ratio (PSNR) and the structural similarity index measure (SSIM). For perceptual quality, we use the Learned Perceptual Image Patch Similarity (LPIPS) (Zhang et al. 2018) score and the Fréchet Inception Distance (FID) (Heusel et al. 2017).

¹Since QCS-SGM does not provide a configuration file for reproducing results on the CelebA dataset, and we have not yet trained a score model on CelebA, we only tested the performance of QCS-SGM on the FFHQ dataset.

FFHQ		1-bit CS ($\sigma = 0.5$)				1-bit CS ($\sigma = 1.5$)			
Method	NFE	PSNR \uparrow	SSIM \uparrow	LPIPS \downarrow	FID \downarrow	PSNR \uparrow	SSIM \uparrow	LPIPS \downarrow	FID \downarrow
Diff-OneBit	20	22.05 \pm 1.88	0.64 \pm .07	0.34 \pm .05	85.40	20.25 \pm 1.01	0.53 \pm .06	0.44 \pm .05	96.97
SIM-DMIS	150	18.97 \pm 2.36	0.54 \pm .09	0.42 \pm .05	110.05	14.32 \pm 1.85	0.41 \pm .08	0.56 \pm .06	159.38
DiffPIR	100	9.88 \pm 1.41	0.13 \pm .04	0.78 \pm .05	219.24	9.79 \pm 1.39	0.12 \pm .04	0.78 \pm .05	226.36
DPS	1000	12.37 \pm 1.70	0.31 \pm .08	0.64 \pm .07	132.84	11.68 \pm 1.47	0.29 \pm .08	0.65 \pm .06	133.02
DAPS	1000	11.30 \pm 1.60	0.37 \pm .08	0.69 \pm .05	203.12	11.39 \pm 1.54	0.34 \pm .08	0.73 \pm .05	224.04
QCS-SGM	11555	18.88 \pm 2.30	0.52 \pm .10	0.55 \pm .06	211.85	16.84 \pm 0.98	0.47 \pm .08	0.64 \pm .06	297.27
CelebA		1-bit CS ($\sigma = 0.5$)				1-bit CS ($\sigma = 1.5$)			
Method	NFE	PSNR \uparrow	SSIM \uparrow	LPIPS \downarrow	FID \downarrow	PSNR \uparrow	SSIM \uparrow	LPIPS \downarrow	FID \downarrow
Diff-OneBit	20	22.48 \pm 1.80	0.66 \pm .09	0.31 \pm .05	66.21	20.75 \pm 1.03	0.55 \pm .07	0.40 \pm .04	71.81
SIM-DMIS	150	18.88 \pm 2.50	0.56 \pm .09	0.38 \pm .05	75.93	14.78 \pm 2.36	0.43 \pm .09	0.51 \pm .06	102.75
DiffPIR	100	9.20 \pm 1.51	0.13 \pm .05	0.81 \pm .10	184.89	9.12 \pm 1.49	0.12 \pm .05	0.82 \pm .10	185.24
DPS	1000	12.94 \pm 1.82	0.36 \pm .09	0.56 \pm .07	97.01	11.78 \pm 1.71	0.31 \pm .08	0.60 \pm .06	105.19
DAPS	1000	11.33 \pm 1.62	0.38 \pm .08	0.67 \pm .05	186.51	11.32 \pm 1.53	0.35 \pm .08	0.72 \pm .05	211.46
ImageNet		1-bit CS ($\sigma = 0.5$)				1-bit CS ($\sigma = 1.5$)			
Method	NFE	PSNR \uparrow	SSIM \uparrow	LPIPS \downarrow	FID \downarrow	PSNR \uparrow	SSIM \uparrow	LPIPS \downarrow	FID \downarrow
Diff-OneBit	20	20.56 \pm 2.34	0.52 \pm .16	0.47 \pm .09	92.71	18.23 \pm 1.72	0.43 \pm .15	0.55 \pm .07	121.81
SIM-DMIS	150	17.37 \pm 2.68	0.41 \pm .15	0.50 \pm .08	95.72	14.87 \pm 2.79	0.30 \pm .15	0.61 \pm .09	138.37

Table 1. **Quantitative results of 1-bit CS on FFHQ, CelebA and ImageNet images.** We compare our method with DiffPIR, DPS, DAPS QCS-SGM and SIM-DMIS. Input images have an additive Gaussian noise of $\sigma = 0.5$ and $\sigma = 1.5$.

NFE	PSNR \uparrow	SSIM \uparrow	LPIPS \downarrow
20	22.05 \pm 1.88	0.64 \pm .07	0.34 \pm .05
50	22.39 \pm 1.34	0.65 \pm .06	0.33 \pm .05
100	22.65 \pm 1.08	0.65 \pm .06	0.32 \pm .05

Table 2. **Quantitative results of 1-bit CS on FFHQ images under different NFEs.** We evaluate our method under 20, 50 and 100 NFEs with additive Gaussian noise of $\sigma = 0.5$.

FFHQ		logistic regression		
Method		PSNR \uparrow	SSIM \uparrow	LPIPS \downarrow
Diff-OneBit		19.99 \pm 1.94	0.56 \pm .08	0.42 \pm .05
SIM-DMIS		16.03 \pm 2.34	0.46 \pm .09	0.49 \pm .06
DiffPIR		9.84 \pm 1.40	0.13 \pm .04	0.79 \pm .05
DPS		15.03 \pm 2.37	0.43 \pm .11	0.53 \pm .08
DAPS		13.43 \pm 1.64	0.40 \pm .08	0.63 \pm .07

Table 3. **Quantitative results of logistic regression on FFHQ images.** We compare Diff-OneBit with DAPS, DPS, DiffPIR, and SIM-DMIS without additional Gaussian noise, setting NFE to 20 for Diff-OneBit, 100 for DiffPIR, 150 for SIM-DMIS, and 1000 for DPS and DAPS.

Quantitative results

For 1-bit CS, the main quantitative results for the FFHQ, CelebA and ImageNet datasets are presented in Table 1. Our proposed method, Diff-OneBit, consistently outperforms all baseline methods across all evaluation metrics, demonstrating its superior reconstruction accuracy. For logistic regression, the main quantitative results on the FFHQ dataset are presented in Table 3. We compare our method with DPS, DAPS, and DiffPIR, which are capable of handling non-linear measurements. We also compare with SIM-DMIS, as logistic regression is a special case of SIM.

Our experiments demonstrate that existing solvers for linear or non-linear measurement models perform poorly in 1-bit quantization tasks. Tables 1 and 3 show that DiffPIR, DPS, and DAPS significantly underperforms compared to specialized methods and our proposed Diff-OneBit approach. These results demonstrate that optimization and gradient based methods, designed for linear or non-linear problems, are ineffective for 1-bit measurement models.

Qualitative results

For 1-bit CS, Figures 1 and 2 provide visual comparison of the reconstruction results on FFHQ and CelebA images for the 1-bit CS.² Images reconstructed by Diff-OneBit exhibit significantly fewer artifacts and preserve finer textural details and structural integrity. In contrast, specialized solvers like QCS-SGM produce reconstructions with noticeable smoothing, while SIM-DMIS results in loss of high-frequency details. DiffPIR, DPS, and DAPS fail to capture the semantic content of images from 1-bit measurements using gradient information. For logistic regression, Figure 6 provides visual comparison of the reconstruction results on FFHQ images for logistic regression. Images reconstructed by our Diff-OneBit approach exhibit significantly fewer ar-

²We use $\mathbf{A}^\top \mathbf{y}$ to denote the measurement, ensuring dimensional consistency.



Figure 4. **Qualitative results of 1-bit CS on FFHQ images.** We compare Diff-OneBit under varying Gaussian noise levels in 1-bit CS.



Figure 5. **Qualitative results of logistic regression on FFHQ images.** We compare Diff-OneBit under varying Gaussian noise levels in logistic regression.

tifacts and preserve finer textural details and structural integrity.

Moreover, Figures 4 and 5 provide a visual comparison of reconstructed FFHQ images for 1-bit CS and logistic regression based on the Diff-OneBit method under varying Gaussian noise levels, specifically with $\sigma \in \{0.5, 1.0, 1.5, 2.0\}$ for 1-bit CS and $\sigma \in \{0.0, 0.5, 1.0, 1.5\}$ for logistic regression. These figures demonstrate that our approach consistently achieves high-fidelity image recovery across different noise intensities, showing robust performance in preserving details, for which detailed quantitative results are provided in the appendix.

Ablation studies and further analysis

To validate the design choices and flexibility of our method, we conduct further analysis.

Experiment under varying NFEs. We evaluate our method by varying NFEs from 20 to 100 for 1-bit CS on 100 FFHQ images with Gaussian noise $\sigma = 0.5$. Table 2 demonstrates that our method is efficient even at low NFEs. Moreover, the reconstruction quality further improves as NFE increases from 20 to 100, showing the scalability of our method.




Figure 6. **Qualitative results of logistic regression on FFHQ images.** We compare Diff-OneBit with DPS, DAPS, DiffPIR and SIM-DMIS.



Figure 7. **Effect of hyperparameters λ .** Reconstructed images from the same 1-bit CS measurement with input images corrupted by additive Gaussian noise of $\sigma = 0.5$.

Comparison with DiffPIR. Our method, similar to DiffPIR, employs the HQS approach but differs in two major aspects. First, DiffPIR lacks specific modeling for 1-bit measurements, resulting in inferior reconstruction, as shown in our experiments. Then, unlike DiffPIR, which adds Gaussian noise during sampling, our algorithm performs better without random noise. The impact of varying random noise levels is presented in the appendix. We adopt similar hyperparameters, with λ controlling the data-fidelity term via $\mu_t = \lambda(\alpha_t^2/\sigma_t^2)$. Figure 7 demonstrates that our method, Diff-OneBit, exhibits robust performance across a range of λ values on the FFHQ dataset. However, overly strong ($\lambda < 0.0001$) or weak ($\lambda \geq 0.1$) guidance causes noisy or overly smooth reconstructions, respectively.

Computational efficiency. Our algorithm achieves high-quality reconstructions using only 20 NFEs. However, the gradient descent optimization introduces additional computational overhead. To ensure a fair performance comparison, we provide a detailed analysis of the time overhead in the appendix.

Conclusion

In this paper, we address the challenge of signal recovery under 1-bit quantization in the context of 1-bit compressed sensing and logistic regression using diffusion models. We propose Diff-OneBit, an approach that integrates a differentiable surrogate likelihood function with a plug-and-play optimization scheme, leveraging a pretrained diffusion model. Experimental results demonstrate that Diff-OneBit achieves state-of-the-art reconstruction quality on the FFHQ and CelebA datasets, offering high computational efficiency and versatility across 1-bit quantized measurement models.

References

- Asim, M.; Daniels, M.; Leong, O.; Ahmed, A.; and Hand, P. 2020. Invertible generative models for inverse problems: Mitigating representation error and dataset bias. In *ICML*.
- Bora, A.; Jalal, A.; Price, E.; and Dimakis, A. G. 2017. Compressed sensing using generative models. In *ICML*.
- Boufounos, P. T. 2010. Reconstruction of sparse signals from distorted randomized measurements. In *ICASSP*.
- Boufounos, P. T.; and Baraniuk, R. G. 2008. 1-bit compressive sensing. In *CISS*.
- Candès, E. J.; Romberg, J.; and Tao, T. 2006. Robust uncertainty principles: Exact signal reconstruction from highly incomplete frequency information. *IEEE Transactions on information theory*, 52(2): 489–509.
- Chan, S. H.; Wang, X.; and Elgendy, O. A. 2016. Plug-and-play ADMM for image restoration: Fixed-point convergence and applications. *IEEE Transactions on Computational Imaging*, 3(1): 84–98.
- Chen, J.; Ng, M. K.; and Liu, Z. 2025. Solving Quadratic Systems With Full-Rank Matrices Using Sparse or Generative Priors. *IEEE Transactions on Signal Processing*.
- Chen, J.; Scarlett, J.; Ng, M.; and Liu, Z. 2023. A unified framework for uniform signal recovery in nonlinear generative compressed sensing. *NeurIPS*.
- Chen, Y.; Jalali, A.; Sanghavi, S.; and Caramanis, C. 2013. Low-rank matrix recovery from errors and erasures. *IEEE Transactions on Information Theory*, 59(7): 4324–4337.
- Choi, J.; Kim, S.; Jeong, Y.; Gwon, Y.; and Yoon, S. 2021. ILVR: Conditioning Method for Denoising Diffusion Probabilistic Models. In *ICCV*.
- Chung, H.; Kim, J.; McCann, M. T.; Klasky, M. L.; and Ye, J. C. 2023. Diffusion Posterior Sampling for General Noisy Inverse Problems. In *ICLR*.
- Chung, H.; Sim, B.; Ryu, D.; and Ye, J. C. 2022. Improving diffusion models for inverse problems using manifold constraints. In *NeurIPS*.
- Daras, G.; Chung, H.; Lai, C.-H.; Mitsufuji, Y.; Ye, J. C.; Milanfar, P.; Dimakis, A. G.; and Delbracio, M. 2024. A survey on diffusion models for inverse problems. *arXiv preprint arXiv:2410.00083*.
- Davenport, M. A.; Plan, Y.; Van Den Berg, E.; and Wooters, M. 2014. 1-bit matrix completion. *Information and Inference: A Journal of the IMA*, 3(3): 189–223.
- Deng, J.; Dong, W.; Socher, R.; Li, L.-J.; Li, K.; and Fei-Fei, L. 2009. ImageNet: A large-scale hierarchical image database. In *CVPR*.
- Dhariwal, P.; and Nichol, A. 2021. Diffusion models beat GANs on image synthesis. In *NeurIPS*.
- Donoho, D. L. 2006. Compressed sensing. *IEEE Transactions on information theory*, 52(4): 1289–1306.
- Foucart, S.; and Rauhut, H. 2013. An invitation to compressive sensing. In *A mathematical introduction to compressive sensing*, 1–39.
- Geman, D.; and Yang, C. 1995. Nonlinear image recovery with half-quadratic regularization. *IEEE Transactions on Image Processing*, 4(7): 932–946.
- Genzel, M.; Macdonald, J.; and März, M. 2022. Solving inverse problems with deep neural networks—robustness included? *IEEE Transactions on Pattern Analysis and Machine Intelligence*, 45(1): 1119–1134.
- Hand, P.; Leong, O.; and Voroninski, V. 2018. Phase retrieval under a generative prior. In *NeurIPS*.
- Heckel, R.; and Hand, P. 2019. Deep Decoder: Concise Image Representations from Untrained Non-convolutional Networks. In *ICLR*.
- Heusel, M.; Ramsauer, H.; Unterthiner, T.; Nessler, B.; and Hochreiter, S. 2017. GANs trained by a two time-scale update rule converge to a local Nash equilibrium. *NeurIPS*.
- Ho, J.; Jain, A.; and Abbeel, P. 2020. Denoising diffusion probabilistic models. In *NeurIPS*.
- Jacques, L.; Laska, J. N.; Boufounos, P. T.; and Baraniuk, R. G. 2013. Robust 1-bit compressive sensing via binary stable embeddings of sparse vectors. *IEEE Transactions on Information Theory*, 59(4): 2082–2102.
- Jalal, A.; Arvinte, M.; Daras, G.; Price, E.; Dimakis, A. G.; and Tamir, J. 2021a. Robust compressed sensing MRI with deep generative priors. In *NeurIPS*.
- Jalal, A.; Karmalkar, S.; Dimakis, A.; and Price, E. 2021b. Instance-Optimal Compressed Sensing via Posterior Sampling. In *ICML*.
- Kadkhodaie, Z.; and Simoncelli, E. 2021. Stochastic solutions for linear inverse problems using the prior implicit in a denoiser. In *NeurIPS*.
- Kamilov, U. S.; Mansour, H.; and Wohlberg, B. 2017. A plug-and-play priors approach for solving nonlinear imaging inverse problems. *IEEE Signal Processing Letters*, 24(12): 1872–1876.
- Karras, T.; Aila, T.; Laine, S.; and Lehtinen, J. 2018. Progressive Growing of GANs for Improved Quality, Stability, and Variation. In *ICLR*.
- Karras, T.; Aittala, M.; Aila, T.; and Laine, S. 2022. Elucidating the design space of diffusion-based generative models. In *NeurIPS*.
- Karras, T.; Laine, S.; and Aila, T. 2019. A style-based generator architecture for generative adversarial networks. In *CVPR*.
- Kawar, B.; Elad, M.; Ermon, S.; and Song, J. 2022. Denoising diffusion restoration models. *NeurIPS*.
- Kingma, D. P.; and Ba, J. 2014. Adam: A method for stochastic optimization. *arXiv preprint arXiv:1412.6980*.
- Knudson, K.; Saab, R.; and Ward, R. 2016. One-bit compressive sensing with norm estimation. *IEEE Transactions on Information Theory*, 62(5): 2748–2758.
- Li, X. 2013. Compressed sensing and matrix completion with constant proportion of corruptions. *Constructive Approximation*, 37(1): 73–99.
- Liu, J.; and Liu, Z. 2022. Non-iterative recovery from nonlinear observations using generative models. In *CVPR*.

- Liu, Z.; Ghosh, S.; and Scarlett, J. 2021. Towards Sample-Optimal Compressive Phase Retrieval with Sparse and Generative Priors. In *NeurIPS*.
- Liu, Z.; Gomes, S.; Tiwari, A.; and Scarlett, J. 2020. Sample complexity bounds for 1-bit compressive sensing and binary stable embeddings with generative priors. In *ICML*.
- Liu, Z.; and Han, J. 2022. Projected gradient descent algorithms for solving nonlinear inverse problems with generative priors. In *IJCAI*.
- Liu, Z.; Li, W.; and Chen, J. 2024. Generalized Eigenvalue Problems with Generative Priors. In *NeurIPS*.
- Liu, Z.; Liu, J.; Ghosh, S.; Han, J.; and Scarlett, J. 2022. Generative Principal Component Analysis. In *ICLR*.
- Liu, Z.; and Scarlett, J. 2020a. The generalized Lasso with nonlinear observations and generative priors. *NeurIPS*.
- Liu, Z.; and Scarlett, J. 2020b. Information-theoretic lower bounds for compressive sensing with generative models. *IEEE Journal on Selected Areas in Information Theory*, 1(1): 292–303.
- Liu, Z.; Wang, X.; and Liu, J. 2022. Misspecified phase retrieval with generative priors. In *NeurIPS*.
- Mardani, M.; Song, J.; Kautz, J.; and Vahdat, A. 2024. A Variational Perspective on Solving Inverse Problems with Diffusion Models. In *ICLR*.
- Meng, X.; and Kabashima, Y. 2023. Quantized Compressed Sensing with Score-Based Generative Models. In *ICLR*.
- Nguyen, N. H.; and Tran, T. D. 2012. Robust Lasso with missing and grossly corrupted observations. *IEEE Transactions on Information Theory*, 59(4): 2036–2058.
- Nguyen, N. H.; and Tran, T. D. 2013. Exact Recoverability From Dense Corrupted Observations via ℓ_1 -Minimization. *IEEE Transactions on Information Theory*, 59(4): 2017–2035.
- Nguyen, T. V.; Jagatap, G.; and Hegde, C. 2021. Provable Compressed Sensing with Generative Priors via Langevin Dynamics. <https://arxiv.org/2102.12643>.
- Ongie, G.; Jalal, A.; Metzler, C. A.; et al. 2020. Deep learning techniques for inverse problems in imaging. *IEEE J. Sel. Areas Inf. Theory*, 1(1): 39–56.
- Plan, Y.; and Vershynin, R. 2012. Robust 1-bit compressed sensing and sparse logistic regression: A convex programming approach. *IEEE Transactions on Information Theory*, 59(1): 482–494.
- Plan, Y.; and Vershynin, R. 2013. One-bit compressed sensing by linear programming. *Communications on Pure and Applied Mathematics*, 66(8): 1275–1297.
- Plan, Y.; Vershynin, R.; and Yudovina, E. 2017. High-dimensional estimation with geometric constraints. *Information and Inference: A Journal of the IMA*, 6(1): 1–40.
- Qiu, S.; Wei, X.; and Yang, Z. 2020. Robust one-bit recovery via ReLU generative networks: Near-optimal statistical rate and global landscape analysis. In *ICML*.
- Scarlett, J.; Heckel, R.; Rodrigues, M. R.; Hand, P.; and Eldar, Y. C. 2023. Theoretical perspectives on deep learning methods in inverse problems. *IEEE J. Sel. Areas Inf. Theory*, 3(3): 433–453.
- Sohl-Dickstein, J.; Weiss, E.; Maheswaranathan, N.; and Ganguli, S. 2015. Deep unsupervised learning using nonequilibrium thermodynamics. In *ICML*.
- Song, B.; Kwon, S. M.; Zhang, Z.; Hu, X.; Qu, Q.; and Shen, L. 2024. Solving Inverse Problems with Latent Diffusion Models via Hard Data Consistency. In *ICLR*.
- Song, J.; Meng, C.; and Ermon, S. 2021. Denoising Diffusion Implicit Models. In *ICLR*.
- Song, J.; Vahdat, A.; Mardani, M.; and Kautz, J. 2023. Pseudoinverse-guided diffusion models for inverse problems. In *ICLR*.
- Song, Y.; and Ermon, S. 2019. Generative modeling by estimating gradients of the data distribution. In *NeurIPS*.
- Song, Y.; and Ermon, S. 2020. Improved techniques for training score-based generative models. In *NeurIPS*.
- Song, Y.; Sohl-Dickstein, J.; Kingma, D. P.; Kumar, A.; Ermon, S.; and Poole, B. 2021. Score-Based Generative Modeling through Stochastic Differential Equations. In *ICLR*.
- Sreehari, S.; Venkatakrishnan, S. V.; Wohlberg, B.; Buzzard, G. T.; Drummy, L. F.; Simmons, J. P.; and Bouman, C. A. 2016. Plug-and-play priors for bright field electron tomography and sparse interpolation. *IEEE Transactions on Computational Imaging*, 2(4): 408–423.
- Tang, A.; Chen, Y.; Xue, S.; and Liu, Z. 2025. Learning Single Index Models with Diffusion Priors. In *ICML*.
- Van Veen, D.; Jalal, A.; Soltanolkotabi, M.; et al. 2018. Compressed sensing with deep image prior and learned regularization. <https://arxiv.org/1806.06438>.
- Venkatakrishnan, S. V.; Bouman, C. A.; and Wohlberg, B. 2013. Plug-and-play priors for model based reconstruction. In *GlobalSIP*.
- Wang, Y.; Yu, J.; and Zhang, J. 2023. Zero-Shot Image Restoration Using Denoising Diffusion Null-Space Model. In *ICLR*.
- Wei, X.; Yang, Z.; and Wang, Z. 2019. On the statistical rate of nonlinear recovery in generative models with heavy-tailed data. In *ICML*.
- Xu, H.; Caramanis, C.; and Mannor, S. 2012. Outlier-robust PCA: The high-dimensional case. *IEEE Transactions on Information Theory*, 59(1): 546–572.
- Yan, M.; Yang, Y.; and Osher, S. 2012. Robust 1-bit compressive sensing using adaptive outlier pursuit. *IEEE Transactions on Signal Processing*, 60(7): 3868–3875.
- Zhang, B.; Chu, W.; Berner, J.; Meng, C.; Anandkumar, A.; and Song, Y. 2025. Improving diffusion inverse problem solving with decoupled noise annealing. In *CVPR*.
- Zhang, R.; Isola, P.; Efros, A. A.; Shechtman, E.; and Wang, O. 2018. The unreasonable effectiveness of deep features as a perceptual metric. In *CVPR*.
- Zheng, Y.; Li, W.; and Liu, Z. 2025. Integrating Intermediate Layer Optimization and Projected Gradient Descent for Solving Inverse Problems with Diffusion Models. In *ICML*.
- Zhu, Y.; Zhang, K.; Liang, J.; Cao, J.; Wen, B.; Timofte, R.; and Van Gool, L. 2023. Denoising diffusion models for plug-and-play image restoration. In *CVPRW*.

Supplementary Material

Diffusion Model Based Signal Recovery under 1-Bit Quantization

Experimental results on 1-bit random inpainting

To further validate the effectiveness of our proposed method on 1-bit quantization tasks, we introduce 1-bit random inpainting. The degradation model for this masked image inpainting task can be expressed as:

$$\mathbf{y} = \text{sign}(\mathbf{P}\mathbf{x}^* + \mathbf{n}), \quad (32)$$

where \mathbf{P} is a user-defined random binary mask that corresponding to a subset of pixels from the original image \mathbf{x}^* , and \mathbf{n} represents additive Gaussian noise. In this task, the degradation process involves two steps: First, the image \mathbf{x} is partially observed through the mask \mathbf{P} , and then the observed pixels are subjected to additive Gaussian noise \mathbf{n} before being quantized to their sign. The image inpainting task is to recover the missing and distorted information.

For our experiments, we use a 50% mask ratio, meaning 50% of the pixels are observed, with a noise level of $\sigma = 0.5$. This quantization introduces significant non-linearity, as a substantial amount of information from the original pixels is discarded.

We compare Diff-OneBit against DDRM, DDNM⁺, and DiffPIR, which can handle noisy linear measurement models. For DDRM, DDNM⁺, and DiffPIR, We use linear measurements which contain substantially more information than the 1-bit quantized measurements that our method uses. We test 100 images on FFHQ validation sets. The results summarized in Table 4 and visualized in Figure 8, clearly demonstrate the superiority of our approach.

Method	PSNR \uparrow	SSIM \uparrow	LPIPS \downarrow
$\mathbf{y} = \mathbf{P}\mathbf{x}^* + \mathbf{n}$ (Linear Measurement)			
DDRM	23.09 ± 1.03	0.56 ± 0.05	0.40 ± 0.04
DDNM ⁺	18.97 ± 0.58	0.25 ± 0.04	0.61 ± 0.05
DiffPIR	17.67 ± 1.21	0.52 ± 0.07	0.46 ± 0.04
$\mathbf{y} = \text{sign}(\mathbf{P}\mathbf{x}^* + \mathbf{n})$ (Quantized, 1-bit Measurement)			
Diff-OneBit	20.89 ± 1.29	0.61 ± 0.08	0.38 ± 0.05

Table 4. Quantitative results of 1-bit random inpainting on FFHQ images. We consider random inpainting with a 50% mask ratio and an additive Gaussian noise $\sigma = 0.5$. We compare Diff-OneBit with DDRM, DDNM⁺ and DiffPIR, setting NFE=20 for all methods.

Quantitative analysis. As shown in Table 4, Diff-OneBit achieves significantly better quantitative metrics. It obtains a PSNR of 20.89, an SSIM of 0.61, and an LPIPS of 0.38. Remarkably, our method outperforms DiffPIR and DDNM⁺ even though it operates on severely degraded, 1-bit measurements. For example, the best-performing linear baseline, DDRM, achieves an LPIPS of 0.40 with linear measurement, whereas our method achieves lower LPIPS with 1-bit measurement. This highlights the effectiveness of our proposed method on 1-bit inpainting random.

Qualitative analysis. The qualitative comparisons in Figure 8 further underscore the effectiveness of Diff-OneBit. The images reconstructed by Diff-OneBit from 1-bit measurements exhibit higher fidelity to the ground truth compared to those reconstructed by the baseline methods from linear measurements.

The influence of the Gaussian noise in Diff-OneBit

In this section, we analyze the effect of introducing random Gaussian noise at each timestep, a technique adopted from DiffPIR. Specifically, we follow the reverse process of DiffPIR by incorporating a weighting factor, ζ , a scalar controlling the strength of stochasticity, to replace the deterministic noise component with stochastic Gaussian noise. Our algorithm is presented in Algorithm 2. As demonstrated in DiffPIR, introducing stochasticity can lead to improved reconstruction quality for linear measurement models. However, for 1-bit quantization, we found that using purely deterministic noise (i.e., $\zeta = 0$) in the reverse process yields superior reconstruction quality.

To investigate this, we conducted experiments on the FFHQ validation sets using 100 images for the 1-bit CS task with an additive Gaussian noise level of $\sigma = 0.5$. For these experiments, the penalty coefficient λ was set to 0.05, and we varied ζ across the set $\{0, 0.2, 0.5, 0.8, 1.0\}$. The quantitative results are presented in Table 5.

The results demonstrate that for the 1-bit quantization task, a fully deterministic reverse process ($\zeta = 0$) produces the highest quality reconstructions. Increasing the stochasticity ($\zeta > 0$) degrades the performance of Diff-OneBit.

Ablation study on hyperparameters λ and σ

In this section, we present evaluation results for hyperparameters of our method. Regarding λ , we conducted an ablation study with values of 0.01, 0.02, 0.05, and 0.1 on 1-bit CS using FFHQ images. Regarding σ , we evaluated 1-bit CS using FFHQ images with values of 0.5, 1.0, 1.5, 2.0, and 2.5. The quantitative results are summarized in Table 6 and Table 7, respectively.

Algorithm 2: Diff-OneBit (with random noise)

Require: Measurements $\mathbf{y} \in \mathbb{R}^M$, degradation matrix $\mathbf{A} \in \mathbb{R}^{M \times N}$, pre-trained noise prediction network ϵ_θ , maximum number of iterations K , data-fidelity function $\mathcal{L}(\cdot; \mathbf{y})$, schedules $\{\alpha_{t_k}, \sigma_{t_k}\}_{k=0}^K$, penalty coefficient λ , pre-calculated $\mu_k = \lambda(\alpha_{t_k}^2/\sigma_{t_k}^2)$, stochasticity level ζ

Ensure: Reconstructed signal $\hat{\mathbf{x}}_0$

- 1: Sample $\tilde{\mathbf{x}}_{t_K} \sim \mathcal{N}(\mathbf{0}, \mathbf{I}_N)$
- 2: **for** $k = K, \dots, 1$ **do**
- 3: $\tilde{\mathbf{z}}_{t_k} \leftarrow (\tilde{\mathbf{x}}_{t_k} - \sigma_{t_k} \epsilon_\theta(\tilde{\mathbf{x}}_{t_k}, t_k))/\alpha_{t_k}$
- 4: $\hat{\mathbf{x}}_{0|t_k} \leftarrow \arg \min_{\mathbf{x}} (\mathcal{L}(\mathbf{x}; \mathbf{y}) + \frac{\mu_k}{2} \|\mathbf{x} - \tilde{\mathbf{z}}_{t_k}\|_2^2)$
- 5: $\tilde{\epsilon}_{t_k} \leftarrow (\tilde{\mathbf{x}}_{t_k} - \alpha_{t_k} \hat{\mathbf{x}}_{0|t_k})/\sigma_{t_k}$
- 6: Sample $\epsilon \sim \mathcal{N}(\mathbf{0}, \mathbf{I}_N)$
- 7: $\tilde{\mathbf{x}}_{t_{k-1}} \leftarrow \alpha_{t_{k-1}} \hat{\mathbf{x}}_{0|t_k} + \sigma_{t_{k-1}} (\sqrt{1 - \zeta} \tilde{\epsilon}_{t_k} + \sqrt{\zeta} \epsilon)$
- 8: **end for**
- 9: **return** $\tilde{\mathbf{x}}_{t_0}$

ζ	1-bit CS ($\sigma = 0.5$)			
	PSNR \uparrow	SSIM \uparrow	LPIPS \downarrow	FID \downarrow
0	22.21 \pm 1.42	0.649 \pm 0.07	0.328 \pm 0.05	85.40
0.2	22.12 \pm 1.35	0.630 \pm 0.07	0.387 \pm 0.04	107.67
0.5	21.86 \pm 1.55	0.633 \pm 0.07	0.376 \pm 0.04	111.47
0.8	20.93 \pm 1.69	0.606 \pm 0.08	0.385 \pm 0.05	108.68
1.0	20.99 \pm 1.59	0.595 \pm 0.07	0.408 \pm 0.05	117.22

Table 5. The performance of Diff-Onebit under different stochasticity level ζ for 1-bit CS on FFHQ images with $\sigma = 0.5$. We set $\lambda = 0.05$ and NFE=20 for all the experiments.

As shown in Table 6, $\lambda = 0.05$ achieves the best performance across all metrics, demonstrating an optimal balance between data consistency and regularization. Table 7 indicates that smaller σ values lead to better reconstruction quality, with $\sigma = 1.0$ yielding the highest PSNR and SSIM scores while maintaining the lowest LPIPS.

Computational efficiency

In this section, we evaluate the computational efficiency of our proposed methods by comparing their inference times, a critical metric for practical applications. We compare Diff-OneBit with DPS, DAPS, DiffPIR, QCS-SGM and SIM-DMIS on the FFHQ validation sets in 1-bit CS with measurement ratio $M/N = 1/16$, reporting the total time in seconds required to reconstruct 10 images. All experiments were conducted on a signal NVIDIA Tesla V100.

As presented in Table 8, SIM-DMIS is the quickest method as expected. SIM-DMIS utilizes measurements in the beginning of an unconditional sampling process, thus avoiding costly iterative guidance. Our method, Diff-OneBit, ranks as the second, significantly outperforming other iterative guidance methods like DPS, DAPS, and DiffPIR. The efficiency of Diff-OneBit stems from its low NFE. However, each NFE involves 100 inner iteration steps to solve the optimization subproblem, which contributes to the overall runtime. This trade-off allows for strong guidance with minimal NFEs. The results clearly highlight that our approach offers a compelling balance, providing a much more efficient solution than traditional guided methods.

Implementation details of our method and baselines

In our experiments, we configure the hyperparameters for each method as follows.

Table 6. Quantitative results of Diff-OneBit on FFHQ dataset under different λ values for 1-bit CS.

λ	PSNR \uparrow	SSIM \uparrow	LPIPS \downarrow
0.01	20.79 \pm 1.41	0.384 \pm 0.06	0.525 \pm 0.05
0.02	22.05 \pm 1.88	0.642 \pm 0.07	0.341 \pm 0.05
0.05	21.47 \pm 2.09	0.624 \pm 0.08	0.374 \pm 0.06
0.1	20.65 \pm 2.32	0.571 \pm 0.09	0.448 \pm 0.06

Table 7. Quantitative results of Diff-OneBit on FFHQ dataset under different σ values for 1-bit CS.

σ	PSNR \uparrow	SSIM \uparrow	LPIPS \downarrow
0.5	22.05 ± 1.88	0.642 ± 0.07	0.341 ± 0.05
1.0	20.85 ± 1.62	0.583 ± 0.07	0.392 ± 0.05
1.5	20.25 ± 1.01	0.532 ± 0.06	0.441 ± 0.05
2.0	19.14 ± 1.38	0.515 ± 0.08	0.456 ± 0.05
2.5	16.49 ± 1.37	0.497 ± 0.09	0.484 ± 0.08

Method	NFE	Inference Time (s)
Diff-OneBit	20	39.53
SIM-DMIS	150	5.64
DiffPIR	100	99.21
DPS	1000	128
DAPS	1000	425
QCS-SGM	11555	1080

Table 8. Comparison of inference time (in seconds) for reconstructing 10 images on FFHQ. We compare Diff-OneBit with DPS, DAPS, DiffPIR, SIM-DMIS and QCS-SGM for 1-bit CS on FFHQ images.

DDRM. For 1-bit inpainting, we adopt the recommended values from (Kawar et al. 2022), specifically $\eta = 0.85$ and $\eta_b = 1.0$.

DDNM. Similarly, for 1-bit inpainting, we follow the recommended value from (Wang, Yu, and Zhang 2023), setting $\eta = 0.85$.

DPS. We find that the learning rate ζ recommended by (Chung et al. 2023), i.e., $\zeta = 0.3$, is too large for compressed sensing tasks. Therefore, we use a constant value $\zeta = 0.1$ for both 1-bit CS and logistic regression.

DAPS. Following the recommended configuration from DAPS-1K in (Zhang et al. 2025), we set 5 ODE steps and 200 annealing steps. Additionally, we perform Langevin dynamics for 100 iterations per timestep with step size $\eta_t = \eta_0(\delta + t/T(1 - \delta))$, where $\eta_0 = 1 \times 10^{-4}$, $\delta = 0.01$, and $T = 1000$.

DiffPIR. We employ the recommended values from (Zhu et al. 2023), namely the DDIM hyperparameter $\eta = 1.0$ and $\lambda = 7.0$. Furthermore, we set the number of optimization steps to 50 and the learning rate to 0.1.

QCS-SGM. For 1-bit CS, we adopt the recommended values from (Meng and Kabashima 2023).

SIM-DMIS. We observe that the recommended values from (Tang et al. 2025) are too small for $3 \times 256 \times 256$ images. Consequently, we adjust the values from $C_s = C'_s = 55$ to $C_s = C'_s = 135$.

Diff-OneBit. We set $\lambda = 0.02$ for 1-bit CS and logistic regression tasks. For 1-bit inpainting, we increase this to $\lambda = 1$. Moreover, we configure the number of optimization steps to 100 and set the learning rate to 0.25.

Out-of-distribution evaluation of diffusion priors

To evaluate the generalization capability of diffusion priors across different data distributions, we conduct out-of-distribution (OOD) experiments. Specifically, we test our Diff-OneBit method on FFHQ validation images using a DM trained on the CelebA dataset, rather than on the FFHQ dataset. This setup assesses whether the learned diffusion prior can effectively regularize inverse problems even when the test distribution differs from the training distribution. In practice, we perform 1-bit CS reconstruction with Gaussian noise $\sigma = 0.5$ on 100 FFHQ validation images, utilizing a DM that was pre-trained on the CelebA dataset. Table 9 presents the quantitative results of OOD evaluation, demonstrating that the diffusion prior learned from CelebA transfers effectively to FFHQ images, despite the distribution shift between the two datasets.

From MAP objective to alternating optimization with diffusion prior

In the section, we provide a theoretical analysis of our approach, demonstrating the equivalence between the MAP objective in Eq. (12) and the alternating optimization scheme, and deriving how the DM prior is incorporated through Tweedie’s formula.

DM Training Data	1-bit CS ($\sigma = 0.5$)		
	PSNR \uparrow	SSIM \uparrow	LPIPS \downarrow
FFHQ	22.05 ± 1.88	0.64 ± 0.07	0.34 ± 0.05
CelebA	21.76 ± 1.90	0.62 ± 0.08	0.35 ± 0.06

Table 9. Out-of-distribution evaluation of diffusion priors. We compare the reconstruction performance on FFHQ validation images using DMs trained on FFHQ versus CelebA. The marginal performance gap demonstrates the generalization capability of diffusion priors across different image distributions.

The HQS method reformulates the MAP objective from Eq. (12) by introducing an auxiliary variable \mathbf{z} and an equality constraint $\mathbf{x} = \mathbf{z}$:

$$\min_{\mathbf{x}, \mathbf{z}} \mathcal{L}(\mathbf{x}; \mathbf{y}) - \log p(\mathbf{z}) \quad \text{subject to} \quad \mathbf{x} = \mathbf{z}. \quad (33)$$

Using the augmented Lagrangian method, the constrained problem is converted into an unconstrained form:

$$\min_{\mathbf{x}, \mathbf{z}} \mathcal{L}(\mathbf{x}; \mathbf{y}) - \log p(\mathbf{z}) + \frac{\mu}{2} \|\mathbf{x} - \mathbf{z}\|_2^2, \quad (34)$$

where $\mu > 0$ is a penalty parameter that enforces the constraint $\mathbf{x} = \mathbf{z}$. The objective can be optimized by alternating between minimizing with respect to \mathbf{x} and \mathbf{z} . At iteration k , given the current estimate $\hat{\mathbf{z}}^{(k)}$, we update \mathbf{x} by solving:

$$\hat{\mathbf{x}}^{(k+1)} = \arg \min_{\mathbf{x}} \left(\mathcal{L}(\mathbf{x}; \mathbf{y}) + \frac{\mu}{2} \|\mathbf{x} - \hat{\mathbf{z}}^{(k)}\|_2^2 \right). \quad (35)$$

This step enforces consistency with the observed measurements while maintaining proximity to the prior-regularized solution $\hat{\mathbf{z}}^{(k)}$. Next, for the updated estimate $\hat{\mathbf{x}}^{(k+1)}$, we update \mathbf{z} by solving:

$$\hat{\mathbf{z}}^{(k+1)} = \arg \min_{\mathbf{z}} \left(-\log p(\mathbf{z}) + \frac{\mu}{2} \|\mathbf{z} - \hat{\mathbf{x}}^{(k+1)}\|_2^2 \right). \quad (36)$$

The \mathbf{z} -update can be solved using the DM prior. The optimization problem is equivalent to finding the MAP estimate under the posterior:

$$p(\mathbf{z} | \hat{\mathbf{x}}^{(k+1)}) \propto p(\mathbf{z}) \exp \left(-\frac{\mu}{2} \|\mathbf{z} - \hat{\mathbf{x}}^{(k+1)}\|_2^2 \right). \quad (37)$$

To establish the connection with the DM framework, we leverage the forward diffusion process. In the DM framework, a noisy observation \mathbf{x}_t at diffusion step t relates to the clean image \mathbf{x}_0 through:

$$\mathbf{x}_t = \alpha_t \mathbf{x}_0 + \sigma_t \epsilon, \quad \epsilon \sim \mathcal{N}(\mathbf{0}, \mathbf{I}), \quad (38)$$

which implies $\mathbf{x}_t | \mathbf{x}_0 \sim \mathcal{N}(\alpha_t \mathbf{x}_0, \sigma_t^2 \mathbf{I})$. The corresponding likelihood is:

$$p(\mathbf{x}_t | \mathbf{x}_0) \propto \exp \left(-\frac{1}{2\sigma_t^2} \|\mathbf{x}_t - \alpha_t \mathbf{x}_0\|_2^2 \right). \quad (39)$$

To establish an exact correspondence with the HQS posterior, we introduce a rescaled variable: $\tilde{\mathbf{x}}_t = \mathbf{x}_t / \alpha_t$. Substituting into the likelihood, we obtain:

$$\|\mathbf{x}_t - \alpha_t \mathbf{x}_0\|_2^2 = \|\alpha_t \tilde{\mathbf{x}}_t - \alpha_t \mathbf{x}_0\|_2^2 = \alpha_t^2 \|\tilde{\mathbf{x}}_t - \mathbf{x}_0\|_2^2. \quad (40)$$

Thus, the likelihood becomes:

$$p(\mathbf{x}_t | \mathbf{x}_0) \propto \exp \left(-\frac{\alpha_t^2}{2\sigma_t^2} \|\tilde{\mathbf{x}}_t - \mathbf{x}_0\|_2^2 \right). \quad (41)$$

Now, by identifying $\tilde{\mathbf{x}}_t = \hat{\mathbf{x}}^{(k+1)}$ and $\mathbf{x}_0 = \mathbf{z}$, the DM posterior can be written as:

$$p(\mathbf{z} | \tilde{\mathbf{x}}_t) \propto p(\mathbf{z}) \cdot p(\tilde{\mathbf{x}}_t | \mathbf{z}) \propto p(\mathbf{z}) \exp \left(-\frac{\alpha_t^2}{2\sigma_t^2} \|\tilde{\mathbf{x}}_t - \mathbf{z}\|_2^2 \right). \quad (42)$$

Comparing this with the HQS posterior:

$$p(\mathbf{z} | \hat{\mathbf{x}}^{(k+1)}) \propto p(\mathbf{z}) \exp \left(-\frac{\mu}{2} \|\hat{\mathbf{x}}^{(k+1)} - \mathbf{z}\|_2^2 \right), \quad (43)$$

we obtain an exact correspondence by setting: $\mu = \alpha_t^2 / \sigma_t^2$. In practice, we set $\mu = \lambda \alpha_t^2 / \sigma_t^2$, where λ is a hyperparameter controlling the strength of the prior regularization. With this reparameterization, the \mathbf{z} -update becomes equivalent to estimating

the clean image \mathbf{x}_0 from the rescaled observation $\tilde{\mathbf{x}}_t = \mathbf{x}_t/\alpha_t$ in the DM framework. Therefore, we apply Tweedie’s formula, which provides the posterior mean estimate:

$$\mathbb{E}[\mathbf{x}_0|\mathbf{x}_t] = \frac{\mathbf{x}_t - \sigma_t \epsilon_\theta(\mathbf{x}_t, t)}{\alpha_t}, \quad (44)$$

where $\epsilon_\theta(\mathbf{x}_t, t)$ is the noise prediction from the pre-trained DM. Since $\tilde{\mathbf{x}}_t = \hat{\mathbf{x}}^{(k+1)}$, the corresponding unscaled observation is $\mathbf{x}_t = \alpha_t \hat{\mathbf{x}}^{(k+1)}$. Substituting this into Tweedie’s formula yields the z-update:

$$\hat{\mathbf{z}}^{(k+1)} = \mathbb{E}[\mathbf{x}_0|\mathbf{x}_t = \alpha_t \hat{\mathbf{x}}^{(k+1)}] = \frac{\alpha_t \hat{\mathbf{x}}^{(k+1)} - \sigma_t \epsilon_\theta(\alpha_t \hat{\mathbf{x}}^{(k+1)}, t)}{\alpha_t}. \quad (45)$$

Eq. (45) establishes the relationship between the clean image estimate $\hat{\mathbf{z}}^{(k+1)}$ and the unscaled observation $\mathbf{x}_t = \alpha_t \hat{\mathbf{x}}^{(k+1)}$. The predicted clean image $\hat{\mathbf{z}}^{(k+1)}$ inherently incorporates the learned image prior from the DM through the noise prediction network ϵ_θ , and serves as the prior-regularized estimate for the next x-update. As the penalty parameter μ increases through the reverse diffusion process, the constraint $\mathbf{x} = \mathbf{z}$ is increasingly enforced, and the alternating scheme converges to a solution that balances data fidelity with the diffusion prior, thereby solving the original MAP estimation problem in Eq. (12).

Norm estimation

Under 1-bit quantization, it is typically difficult to estimate the norm of the underlying signal (Knudson, Saab, and Ward 2016). To demonstrate the capability of Diff-OneBit for norm estimation, we evaluated Diff-OneBit across varying levels of Gaussian noise in 1-bit CS and logistic regression on the FFHQ dataset. We tested pre-quantization noise levels at $\sigma \in \{0.5, 1.0, 1.5, 2.0, 2.5\}$ for 1-bit CS and $\sigma \in \{0, 0.5, 1.0, 1.5, 2.0\}$ for logistic regression. In logistic regression, Diff-OneBit is designed for the noiseless scenario with $\sigma = 0$, and we simply reused this method for norm estimation. As shown in Figure 11, our method generally keeps the relative error between the ℓ_2 -norms of the recovered vector $\tilde{\mathbf{x}}$ and the underlying signal \mathbf{x}^* , defined as $|\|\tilde{\mathbf{x}}\|_2 - \|\mathbf{x}^*\|_2|/\|\mathbf{x}^*\|_2$, within a small range.




Figure 8. Qualitative results of 1-bit random inpainting on FFHQ images.



Figure 9. Additional visual results for 1-bit CS on the FFHQ images with $\sigma = 0.5$.



Figure 10. Additional visual results for logistic regression on FFHQ images with $\sigma = 0$.

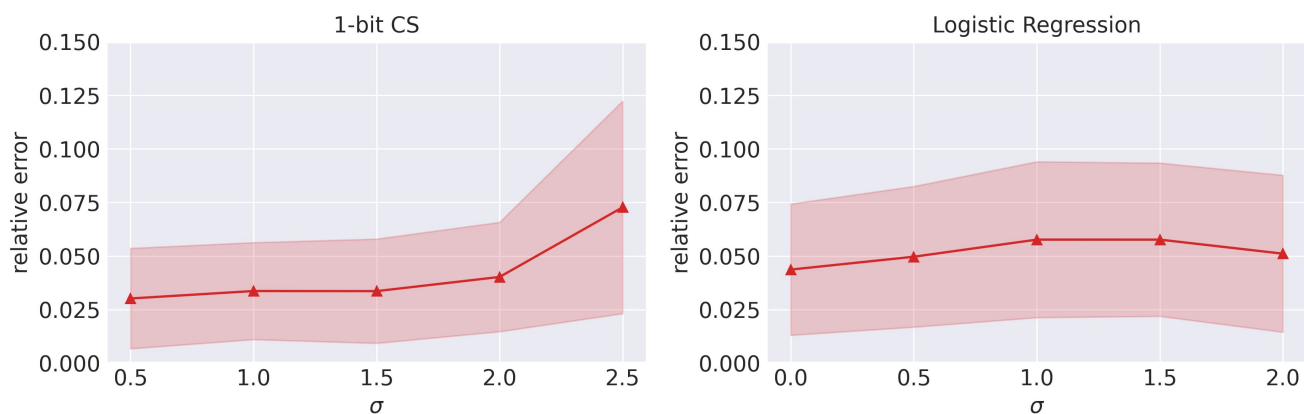


Figure 11. Norm estimation. We compare Diff-OneBit for 1-bit CS and logistic regression on FFHQ images with varying noise level σ .