

Translation-Symmetric Market: Enabling Incentive Compatibility For DER Aggregation

Ruike Lyu, Chuyi Li, Kedi Zheng, Mengshu Shi, Hongye Guo*, Chongqing Kang *Fellow, IEEE*

Abstract—Virtual power plants (VPPs) are indispensable for coordinating the rapidly growing portfolios of distributed energy resources (DERs) and enabling them to deliver multiple services into higher-level electricity markets. However, the profit allocation procedures that govern VPP participants become increasingly challenging to keep incentive-compatible due to the enlarged DER market power within each VPP, compared to directly bidding into the wholesale market. In this paper, we formulate both the VPP's market participation and its internal operation and profit allocation as consistent market-clearing processes. Building on this unified view, we propose the concept of a translation-symmetric market (TSM) framework, in which market-clearing models maintain identical structural forms across all hierarchical levels. We prove that translation symmetry induces an inductive property: once incentive compatibility holds at one level, it propagates downward to the internal settlements between the VPP and its constituent DERs. TSM also preserves service prices across levels, ensuring competitive conditions and enabling transparent valuation of resource contributions. Theoretical analysis and case studies illustrate how TSM secures incentive-compatible profit allocation in aggregating DERs to provide multiple services.

Index Terms—Distributed energy resources, virtual power plant, market mechanism, translation symmetry, incentive compatibility, hierarchical markets, profit allocation.

I. INTRODUCTION

THE rapid proliferation of distributed energy resources (DERs), such as electric vehicles (EVs) and customer-side energy storage, represents a fundamental shift in power system operations [1]. While small in individual size, their vast number makes direct monitoring and control by grid operators difficult [2], [3], and more critically, makes their direct participation in wholesale electricity markets computationally infeasible for central market clearing. Therefore, aggregation approaches, such as Virtual Power Plants (VPPs), are essential to bundle these resources and present them as a single, controllable entity akin to traditional power plants [4]. However, the successful integration of DERs into electricity markets through VPPs requires addressing fundamental challenges related to market and incentive design.

The diverse operational flexibility of DERs enables the provision of multiple services to power systems, including energy trading, frequency regulation, reserve services, and ramping capability [4]. A single resource or combination of

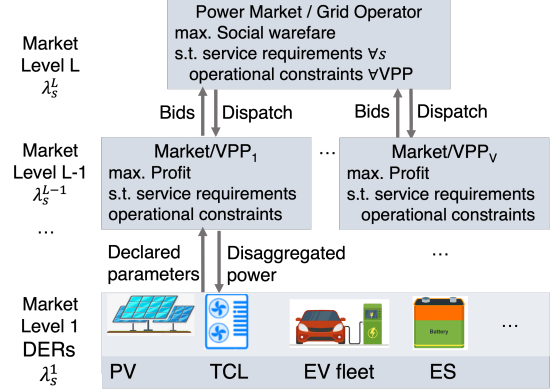


Fig. 1. Concept of translation-symmetric market (TSM) framework: The market framework employs market-clearing models with identical structural forms across all hierarchical levels, exhibiting symmetry under translation transformations. This symmetry preserves market properties such as incentive compatibility and invariance of service prices (λ_s^L) throughout the hierarchy.

different resources can participate in multiple service markets simultaneously, creating opportunities for value maximization through joint participation. To fully exploit these opportunities, unified VPP operation frameworks are needed that describe different service types using consistent mathematical forms and enable joint optimization across multiple services [5]. Such VPP frameworks are needed not only for maximizing collective value while respecting operational constraints, but also for implementing a fair profit allocation mechanism, which is essential to reasonably reflect the diverse contributions of individual resources to the various services provided, thus incentivizing their participation [6].

A fundamental challenge for VPPs is achieving incentive compatibility (IC) for its internal participants. This challenge is significantly exacerbated in a hierarchical aggregation framework. By design, aggregation reduces the number of participants in each regional market (VPP), granting individual DERs greater market power than they would have in a flat wholesale market. DER owners can then leverage this power by strategically misreporting private information (e.g., operational costs, capabilities) to maximize their profits under the VPP's allocation rules. The problem is further compounded because a DER's contribution to the VPP's profit for providing multiple services is complex, depending on both the VPP's internal operational decisions and the clearing outcomes of the higher-level markets [7].

Existing research has widely explored VPP profit allocation, primarily through cooperative game theory approaches such as the nucleolus and Shapley values [8]–[12]. Refinements

R. Lyu, C. Li, K. Zheng, M. Shi, H. Guo, and C. Kang are with the State Key Lab of Power System Operation and Control, Dept. of Electrical Engineering, Tsinghua University, Beijing, China, 100084. (Corresponding author: H. Guo, Email: hyguo@tsinghua.edu.cn). This work was supported in part by the National Natural Science Foundation of China under Grant 52307103, and in part by Postdoctoral Fellowship Program of China Postdoctoral Science Foundation under Grant GZC20240787.

include continuous extensions of the Aumann-Shapley procedure to address computational challenges [9] and multi-factor methods that account for risk and profit contributions [11], [12]. Other works have used non-cooperative game theory to analyze outcomes among participants who strategically offer parameters [13], [14]. However, despite this progress, current literature (which mainly targets energy markets [15], [16]) has paid limited attention to the specific problem of designing mechanisms that ensure incentive compatibility when DERs strategically misreport their private parameters to the VPP, especially in the context of providing different services simultaneously.

This paper focuses on the challenge of preserving incentive compatibility in the context of VPPs aggregating DER to supply multiple services, where the DERs possess greater market power than they would in the wholesale market. To solve this, we propose translation-symmetric market (TSM), a theoretical market framework for DER aggregation where the market-clearing models maintain identical structural forms across all hierarchical levels. This translation symmetry of TSM, as we show, has two fundamental implications. First, it ensures competitive market conditions: while smaller markets generally face greater challenges in achieving perfect competition, our framework guarantees that if a state-level or national-level market is sufficiently competitive, competitive conditions will be maintained even at the smallest, most granular market levels, thereby preserving incentive compatibility throughout the hierarchy. Second, it enables accurate value assessment: any resource can accurately judge its value to the system based on transparent price signals, which guides investment decisions and prevents market distortions arising from discrepancies between market payments and actual resource values that could lead to inefficient arbitrage behaviors and suboptimal investment patterns.

II. HIERARCHICAL MARKET FRAMEWORK

To illustrate our core concept, we first present a standardized market model for VPPs aggregating distributed resources to participate in higher-level markets. At the upper level, VPPs submit bids, clear, and settle with the wholesale market, while inside each VPP the operation optimization and DER profit allocation are likewise modeled as a clearing and settlement process, ensuring a consistent formulation across layers. These markets may include energy trading, frequency regulation, reserve services, ramping capability, and other ancillary services. We refer to these different market types collectively as services, denoted by the index $s \in \mathcal{S}$, where \mathcal{S} represents the set of services. The market employs a marginal pricing mechanism, where the dual variables of service demand constraints in the market-clearing problem determine service prices. Let \mathcal{V} denote the set of VPPs, indexed by $v \in \mathcal{V}$. Each VPP aggregates distributed energy resources, which we refer to as units, indexed by $u \in \mathcal{U}_v$. Although the framework can be extended to support multi-level nested hierarchical structures, we first formulate the model using a three-level structure (system level, VPP level, and unit level) for clarity of presentation. The generalized multi-level formulation will be presented in the next section.

A. The market clearing problem

The market-clearing problem determines the optimal allocation of services among participating VPPs. For VPP v and service s , let $x_{v,s}$ denote the service bid quantity, and let y_v represent the internal decision variables of VPP v that are not directly observable to the market operator. Although we adopt the notation v for clarity, the same formulation applies to conventional generators that bid directly into the market; in that case, the unit possesses no subordinate resources, yet it can be modeled with the same bid variables. The cost for VPP v to provide service s is denoted by $c_{v,s}$. The service demand, representing the total quantity of service s required by the upper-level market, is denoted by d_s . The market-clearing problem is formulated as the following optimization problem:

$$\min_{x,y} \sum_{s \in \mathcal{S}} \sum_{v \in \mathcal{V}} c_{v,s} x_{v,s} \quad (1)$$

Subject to the service demand constraints:

$$\sum_{v \in \mathcal{V}} x_{v,s} \geq d_s : \lambda_s, \quad \forall s \in \mathcal{S} \quad (2)$$

Where λ_s is the dual variable associated with the service demand constraint for service s , representing the marginal price of service s in the market. The optimization problem is also subject to public constraints (3) and private constraints (4) that involve all VPPs:

$$f(x_{\mathcal{V},\mathcal{S}}, y) \leq 0 \quad (3)$$

$$g_v(x_{v,\mathcal{S}}, y_v) \leq 0, \quad \forall v \in \mathcal{V} \quad (4)$$

Where $f(x_{\mathcal{V},\mathcal{S}}, y)$ can include system-wide constraints such as transmission line thermal limits, y is the decision variables of the system that are observable only to the market operator, and $g_v(x_{v,\mathcal{S}}, y_v)$ can include private constraints such as ramp rate constraints.

B. Settlement rule and optimal bidding of VPPs

Under the marginal pricing mechanism, the settlement rule for each VPP v is defined based on the market-clearing prices and the allocated service quantities $\sum_{s \in \mathcal{S}} \lambda_s x_{v,s}$. The VPP aims to maximize its profit, which is formulated as:

$$\max \sum_{s \in \mathcal{S}} \lambda_s x_{v,s} - \sum_{s \in \mathcal{S}} \sum_{u \in \mathcal{U}_v} c_{u,s} x_{u,s} \quad (5)$$

subject to the optimality conditions of the market-clearing problem (1) and the service requirement constraints:

$$\sum_{u \in \mathcal{U}_v} x_{u,s} \geq x_{v,s} : \lambda_{v,s}, \quad \forall s \in \mathcal{S} \quad (6)$$

Where $\lambda_{v,s}$ is the dual variable associated with the service requirement constraint, representing the internal price of service s for VPP v , and $x_{u,s}$ denotes the service quantity allocated to unit u for service s . The problem is also subject to VPP's public constraints (7) and unit's private constraints (8):

$$f_v(x_{\mathcal{U}_v,\mathcal{S}}, y_v) \leq 0 \quad (7)$$

$$g_u(x_{u,\mathcal{S}}, y_u) \leq 0, \quad \forall u \in \mathcal{U}_v \quad (8)$$

Where $f_v(x_{\mathcal{U}_{v,S}}, y_v)$ represents VPP-level public constraints, such as distribution network constraints (e.g., power flow limits, voltage limits) and operational constraints (e.g., communication and control system limitations). The variable y_v denotes VPP v 's internal decision variables that are not directly observable to units but are necessary for enforcing the public constraints.

C. Profit allocation and unit offer of Units

Similar to the settlement rule at the VPP level, the profit allocation rule for each unit u belonging to VPP v is defined based on the internal prices and service allocations $\sum_{s \in \mathcal{S}} \lambda_{v,s} x_{u,s}$. The unit aims to maximize its profit, which is formulated as:

$$\max \sum_{s \in \mathcal{S}} \lambda_{v,s} x_{u,s} - \sum_{s \in \mathcal{S}} c_{u,s} x_{u,s} \quad (9)$$

subject to the optimality conditions of the VPP optimal bidding problem (5) and the unit's private constraints.

III. CONCEPT OF TRANSLATION-SYMMETRIC MARKET

We now provide a more abstract mathematical description of the hierarchical market structure and introduce the concept of TSM. A TSM is characterized by market-clearing models that maintain identical structural forms across all hierarchical levels, ensuring that market structures are invariant under hierarchical transformations. Consider a market structure with multiple hierarchical levels, indexed by $l \in \mathcal{L}$, where \mathcal{L} represents the set of market levels and $L = |\mathcal{L}|$ denotes the total number of levels. Each VPP at level l can also be viewed as a market, and its market-clearing problem determines how VPPs at level $l-1$ should be coordinated at level l to maximize their profits in level $l+1$, formulated as:

$$\max \sum_{s \in \mathcal{S}} \lambda_s^{l+1} x_s^l - \sum_{s \in \mathcal{S}} \sum_{v \in \mathcal{V}^{l-1}} c_{v,s}^{l-1} x_{v,s}^{l-1} \quad (10)$$

subject to the optimality conditions of the market-clearing problem at level $l+1$, the service requirement constraints (11) and the public constraints at level l and the private constraints at level $l-1$ (12 - 13):

$$\sum_{v \in \mathcal{V}^{l-1}} x_{v,s}^{l-1} \geq x_s^l : \lambda_s^l, \quad \forall s \in \mathcal{S} \quad (11)$$

$$f^l(x_{\mathcal{V},S}^{l-1}, y_{\mathcal{V}}^{l-1}) \leq 0 \quad (12)$$

$$g_v^{l-1}(x_{v,S}^{l-1}, y_v^{l-1}) \leq 0, \quad \forall v \in \mathcal{V}^{l-1} \quad (13)$$

Where $x_{\mathcal{V},S}^{l-1} = (x_{v,S}^{l-1})_{v \in \mathcal{V}^{l-1}}$ and $y_{\mathcal{V}}^{l-1} = (y_v^{l-1})_{v \in \mathcal{V}^{l-1}}$ represent the service bids and internal variables for VPPs at level $l-1$, respectively. When $l = L$, $\lambda_s^{L+1} = 0$, $x_s^L = d_s$. Due to the translation symmetry property, the optimal bidding or offering problem at any lower level $l-1$ follows the same mathematical structure as the market-clearing problem (optimal operation strategy of VPPs) at level l described above. v^{l-1} may represent either individual physical resources (such as DERs) or lower-level VPPs that aggregate multiple resources. We make the following assumptions:

Assumption 1 (Feasible region aggregation): For any feasible solution at level l , i.e., $g_v^l(x_{v,S}^l, y_v^l) \leq 0$, there exists a corresponding feasible solution at level $l-1$, i.e., $g_v^{l-1}(x_{v,S}^{l-1}, y_v^{l-1}) \leq 0, \forall v \in \mathcal{V}^{l-1}$, and vice versa:

$$\forall x_{\mathcal{V},S}^{l-1}, \begin{cases} \exists y_{\mathcal{V}}^l, g_{\mathcal{V}}^l(\sum_{v \in \mathcal{V}^{l-1}} x_{v,S}^{l-1}, y_{\mathcal{V}}^l) \leq 0 \\ \iff \exists y_{\mathcal{V}}^{l-1}, g_{\mathcal{V}}^{l-1}(x_{\mathcal{V},S}^{l-1}, y_{\mathcal{V}}^{l-1}) \leq 0, \forall v \in \mathcal{V}^{l-1} \end{cases} \quad (14)$$

This assumption ensures that the aggregation of resources from level l to level $l+1$ preserves feasibility, which is the aim of feasible region aggregation studies [17]. Assumption 1 also implies that any resource v can represent its cost using the bidding structure of the proposed mechanism, which in turn implies that resources can only strategically adjust the cost in their bids, while the structure of the bids (i.e., the volume segments) must be truthful. In theory, the actual cost characteristics can always be approximated by a sufficient number of volume-price pairs [6], which in mathematical form is equivalent to being described by different resources v , so we adopt the notation v to represent resources with different volume-price pairs for convenience.

Assumption 2 (Cost function aggregation): For any feasible solution at level l , i.e., $g_v(x_{v,S}^l, y_v^l) \leq 0, \forall v \in \mathcal{V}^l$, the cost function at level $l+1$ is no greater than the sum of costs at level l :

$$c^{l+1}(\sum_{v \in \mathcal{V}^l} x_v^l) \leq \sum_{v \in \mathcal{V}^l} c^l(x_v^l) \quad (15)$$

This assumption reflects the standard cost aggregation approach, where the upper-level cost function is defined as the minimum total cost achievable by optimally allocating the aggregate quantity among lower-level resources.

Assumption 3 (Complete competition at the top level): The bid of any individual resource does not change the marginal price λ_s^L at the top level L for any service $s \in \mathcal{S}$.

This assumption ensures that individual VPPs are price-takers at the top level, which is more likely to be true than at a lower level. Under the TSM structure with the above assumptions, we propose the following propositions.

Proposition 1 (Incentive compatibility (IC) at top level): IC holds at the top level L . This means that resources at level $L-1$ have incentives to truthfully report their cost parameters.

Proposition 2 (Inductive property of IC): If IC holds at level l , then IC holds at level $l-1$.

Proposition 3 (Invariance of prices): The service prices are invariant across all market levels, i.e.,

$$\lambda_s^l = \lambda_s^{l+1}, \quad \forall s \in \mathcal{S}, \forall l \in \mathcal{L} \quad (16)$$

In the appendix, we prove Propositions 1-3 for a simplified case where the constraints are only the quantity limit constraints, which serves as a straightforward example to illustrate the properties of the TSM mechanism. For more general cases, the proof is more complex and is left to future work.

IV. CASE STUDY

We demonstrate the effects of the proposed profit allocation mechanism through a case study involving a small-scale

VPP (composed of an ES, an EV fleet, and a TCL) that aggregates these resources to participate in the NYISO energy, frequency regulation, and reserve ancillary service markets. This case study considers a two-level hierarchical structure. At the upper level, the VPP acts as a price-taker within the perfectly competitive ISO market. At the lower level, internal resources submit their parameters to the VPP. The VPP then compensates these resources based on the shadow prices derived from the relevant constraints in its optimal operation model, as defined by our proposed mechanism. We analyze and compare the resulting profit allocations under different bidding strategies and allocation methods.

The ES power/energy capacity is 0.5 MW/1 MWh, the EV fleet consists of 30 bidirectional 7.68 kW EVs, and the TCL has a rated power of 1 MW. The specific parameters are borrowed from [18], [19]. We use the day-ahead market prices of NYISO on April 13, 2024 (Fig. 3) as the top-level market prices. The specific operation model of the VPP is described in our previous work [4].

Fig. 2 presents the AS profit obtained by each resource within the VPP for participating in the ancillary service market under different profit allocation mechanisms. For ease of presentation, the EV fleet is treated as a whole for calculating the benefits. We compared the results using the Shapley value of each resource's contribution to the VPP AS Profit [9], the Vickery-Clarke-Groves (VCG) mechanism [20] (using the change in VPP AS Profit before and after the resource's introduction as its contribution), and the proposed method.

The numerical results show that the profit allocation results from the Shapley value and VCG methods are close to those of our proposed method, indicating that all these methods can effectively quantify the contribution of each resource to some extent. However, a key advantage of our method is that after optimizing the VPP's bid, it directly yields the internal shadow prices for providing various ancillary services. These shadow prices are equal to the system-level value of providing the services (Fig. 3), which makes the profit allocation calculation straightforward and its components explicit (calculated as the sum of each service's contribution amount multiplied by its respective price).

Fig. 4 shows the AS profit allocated to a VPP member (EV1) by the VPP according to the proposed mechanism after it strategically misreports the cost/power capacity parameters. The results show that a strategy of reporting a 10% increase or decrease based on actual parameters does not yield more profit, implying that the proposed profit allocation model can incentivize resources to report their actual costs and operating parameters. However, reporting 110% of both the cost and capacity at the same time does increase its profit, which should be addressed using performance-based allocation.

V. CONCLUSION

This paper addresses the challenge of achieving incentive compatibility in hierarchical market structures for distributed resource aggregation, where increased individual market power at lower levels makes incentive compatibility more challenging to achieve. We propose the concept of a

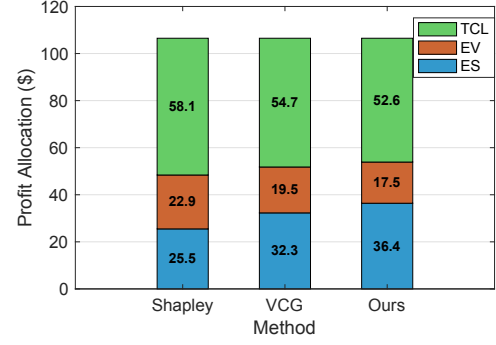


Fig. 2. Profit allocation results of compared methods. All three methods yield similar allocations, validating the effectiveness of the proposed method in quantifying each resource's contribution to the VPP profit.

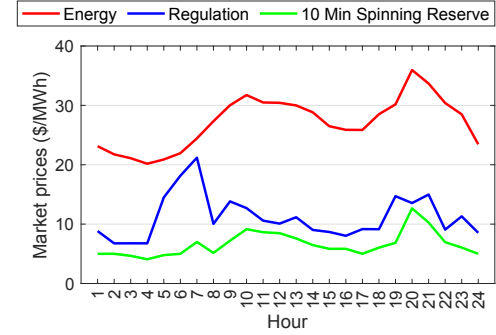


Fig. 3. Hourly prices (λ_s^L) from NYISO day-ahead market on April 13, 2024, used as top-level market prices.

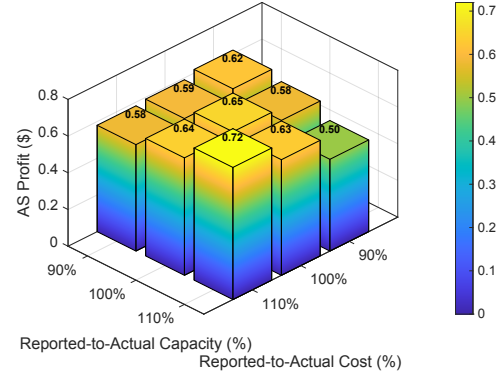


Fig. 4. VPP profit allocated to EV1 under strategic misreporting scenarios. Reporting a 10% increase or decrease in cost or capacity parameters does not yield additional profit, indicating incentive compatibility. However, simultaneously reporting 110% of both cost and capacity parameters does increase profit, highlighting the need for performance-based allocation mechanisms.

translation-symmetric market (TSM) framework characterized by market-clearing models that maintain identical structural forms across all hierarchical levels. The proposed mechanism exhibits two fundamental properties: inductive property of incentive compatibility from upper levels to lower levels (Proposition 2) and price invariance across all market levels (Proposition 3). These properties ensure that competitive market conditions and accurate value assessments are maintained, even at the smallest and most granular market levels, as long as sufficient competition exists at the top level.

The propositions presented in this paper are proven for

a special case and demonstrated in a toy-model case study, which serves to illustrate the core properties of TSM. For more general cases involving complex constraints such as power flow constraints, network constraints, and other operational limitations, these propositions remain hypotheses that require further investigation in future work.

APPENDIX A PROOF OF PROPOSITION 1

Proof. Here we provide the proof of Proposition 1 for level $l = L$ in a special case where the public constraints are empty (e.g., no power flow constraints) and private constraints are only the quantity limit constraints, i.e., $g_v^{l-1}(x_{v,s}^{l-1}, y_v^{l-1}) \leq 0$ takes the form of:

$$-x_{v,s}^{l-1} \leq 0 : \underline{\mu}_{v,s}^{l-1}, \quad x_{v,s}^{l-1} \leq \bar{x}_{v,s}^{l-1} : \bar{\mu}_{v,s}^{l-1}, \quad \forall v, s \quad (17)$$

where $\bar{x}_{v,s}^{l-1}$ is the upper bound of $x_{v,s}^{l-1}$ and $\underline{\mu}_{v,s}^{l-1}/\bar{\mu}_{v,s}^{l-1}$ is the dual variable for the lower/upper bound of $x_{v,s}^{l-1}$.

Assume the cost function is non-negative. At the optimal point, we have $\sum_v x_{v,s}^{l-1} = d_s$, which turns the service requirement constraint into an equality. Then the optimality conditions (KKT conditions) of the optimal operation strategy of the VPP at level l are stationary conditions (18), dual variable non-negativity conditions (19), and complementary slackness conditions (20).

$$\frac{\partial L}{\partial x_{v,s}^{l-1}} = c_{v,s}^{l-1} - \lambda_s^l - \underline{\mu}_{v,s}^{l-1} + \bar{\mu}_{v,s}^{l-1} = 0, \quad \forall v, s \quad (18)$$

$$(\bar{\mu}_{v,s}^{l-1} \geq 0, \underline{\mu}_{v,s}^{l-1} \geq 0), \quad \forall v, s \quad (19)$$

$$\bar{\mu}_{v,s}^{l-1}(x_{v,s}^{l-1} - \bar{x}_{v,s}^{l-1}) = 0, \underline{\mu}_{v,s}^{l-1}(x_{v,s}^{l-1}) = 0, \quad \forall v, s \quad (20)$$

Under Assumption 3, λ_s^l is independent of any individual resource v 's bid. From (18), (20), and (19): if $c_{v,s}^{l-1} < \lambda_s^l$, then $x_{v,s}^{l-1} = \bar{x}_{v,s}^{l-1}$; if $c_{v,s}^{l-1} > \lambda_s^l$, then $x_{v,s}^{l-1} = 0$; if $c_{v,s}^{l-1} = \lambda_s^l$, the resource is at the margin.

In the optimal offering problem, since λ_s^l is price-taking, resource v 's profit depends only on dispatch quantity, which is determined by comparing reported cost to λ_s^l . Misreporting costs leads to either unprofitable dispatch (when reporting $\hat{c}_{v,s}^{l-1} < c_{v,s}^{l-1}$ and $\hat{c}_{v,s}^{l-1} < \lambda_s^l < c_{v,s}^{l-1}$) or missed profitable opportunities (when reporting $\hat{c}_{v,s}^{l-1} > c_{v,s}^{l-1}$ and $c_{v,s}^{l-1} < \lambda_s^l < \hat{c}_{v,s}^{l-1}$). Therefore, truthful cost reporting maximizes profit, establishing IC at level L , consistent with traditional pool-based electricity markets. \square

APPENDIX B PROOF OF PROPOSITION 2 AND PROPOSITION 3

Proof. For the same special case as in Proposition 1, the KKT conditions at level l include:

$$\frac{\partial L}{\partial x_{v,s}^{l-1}} = c_{v,s}^{l-1} - \lambda_s^l - \underline{\mu}_{v,s}^{l-1} + \bar{\mu}_{v,s}^{l-1} = 0, \quad \forall v, s \quad (21)$$

$$\frac{\partial L}{\partial \lambda_s^l} = -\lambda_s^{l+1} + \lambda_s^l = 0, \quad \forall s \quad (22)$$

and complementary slackness conditions similar to (20).

From (22), we have $\lambda_s^l = \lambda_s^{l+1}$ for all s , establishing Proposition 3. If IC holds at level $l + 1$, then λ_s^{l+1} is not

affected by the bid of individual resources, and by (22), so is λ_s^l . The same reasoning as in Proposition 1 applies: from (21) and complementary slackness, the dispatch rules are identical, and misreporting costs leads to either losses or missed opportunities. Therefore, truthful reporting is optimal, establishing IC at level l given it holds at level $l + 1$. \square

REFERENCES

- [1] Z. Yi, Y. Xu, W. Gu, L. Yang, and H. Sun, "Aggregate Operation Model for Numerous Small-Capacity Distributed Energy Resources Considering Uncertainty," *IEEE Trans. Smart Grid*, vol. 12, no. 5, pp. 4208–4224, Sep. 2021.
- [2] R. Lyu, H. Guo, K. Zheng, M. Sun, and Q. Chen, "Co-Optimizing Bidding and Power Allocation of an EV Aggregator Providing Real-Time Frequency Regulation Service," *IEEE Trans. Smart Grid*, vol. 14, no. 6, pp. 4594–4606, Nov. 2023.
- [3] R. Lyu, H. Guo, Y. Zheng, Y. Bai, and Q. Chen, "Lstn: a linear model of industrial production process for demand response," in *2023 IEEE PES Innovative Smart Grid Technologies Europe (ISGT EUROPE)*. IEEE, 2023, pp. 1–5.
- [4] Q. Liu, R. Lyu, Z. Zhai, Y. Shen, X. Liu, and H. Guo, "Integrating Fast-response Capability into Virtual Power Plant Operation for Ancillary Services," in *2025 IEEE Kiel PowerTech*, Jun. 2025, pp. 1–6.
- [5] Q. Chen, R. Lyu, H. Guo, and X. Su, "Real-time operation strategy of virtual power plants with optimal power disaggregation among heterogeneous resources," *Appl. Energy*, vol. 361, p. 122876, May 2024.
- [6] H. Zhou, Q. Shao, X. Zhu, S. Liu, X. Liu, and R. Lyu, "An Incentive-Compatible Frequency Regulation Market for Flexible Resources in Microgrid," *IEEE Access*, vol. 11, pp. 18 983–18 994, 2023.
- [7] V. Robu, G. Chalkiadakis, R. Kota, A. Rogers, and N. R. Jennings, "Rewarding cooperative virtual power plant formation using scoring rules," *Energy*, vol. 117, pp. 19–28, Dec. 2016.
- [8] S. R. Dabbagh and M. K. Sheikh-El-Eslami, "Risk-based profit allocation to ders integrated with a virtual power plant using cooperative game theory," *Electr. Power Syst. Res.*, vol. 121, pp. 368–378, 2015.
- [9] B. Li, X. Wang, M. Shahidehpour, C. Jiang, and Z. Li, "Robust bidding strategy and profit allocation for cooperative dsr aggregators with correlated wind power generation," *IEEE Trans. Sustainable Energy*, vol. 10, no. 4, pp. 1904–1915, 2018.
- [10] F. Fang, S. Yu, and M. Liu, "An improved shapley value-based profit allocation method for chpvpp," *Energy*, vol. 213, p. 118805, 2020.
- [11] X. Ma, S. Yu, S. Zhu, and G. Wang, "Profit allocation to virtual power plant members based on improved multifactor shapley value method," *Trans. China Electrotech. Soc.*, vol. 35, no. 585–595, 2020.
- [12] L. Liu and J. Gong, "Game model analysis of virtual power plant based on improved shapley algorithm," *Electrical Measurement & Instrumentation*, vol. 59, no. 41–47, 2022.
- [13] L. Chao and E. Wilson, "Profit sharing in a renewable energy virtual power plant," *Energy Economics*, vol. 45, no. 2, pp. 307–320, 2020.
- [14] R. Singh and C. Yuen, "Game theory approach for profit distribution in collaborative virtual power plants," *Journal of Power Sources*, vol. 48, no. 1, pp. 234–248, 2021.
- [15] E. Baeyens, E. Y. Bitar, P. P. Khargonekar, and K. Poolla, "Coalitional Aggregation of Wind Power," *IEEE Trans. Power Syst.*, vol. 28, no. 4, pp. 3774–3784, 2013.
- [16] S. Rahmani-Dabbagh and M. K. Sheikh-El-Eslami, "A profit sharing scheme for distributed energy resources integrated into a virtual power plant," *Appl. Energy*, vol. 184, pp. 313–328, Dec. 2016.
- [17] R. Lyu, H. Guo, G. Strbac, and C. Kang, "Data-Driven Dimension Reduction for Industrial Load Modeling Using Inverse Optimization," *IEEE Trans. Smart Grid*, vol. 16, no. 3, pp. 2695–2698, May 2025.
- [18] G. Chen, H. Zhang, H. Hui, N. Dai, and Y. Song, "Scheduling Thermally Controlled Loads to Provide Regulation Capacity Based on a Learning-Based Optimal Power Flow Model," *IEEE Trans. Sustain. Energy*, vol. 12, no. 4, pp. 2459–2470, Oct. 2021.
- [19] Z. Li, Q. Guo, H. Sun, Y. Wang, and S. Xin, "Emission-Concerned Wind-EV Coordination on the Transmission Grid Side With Network Constraints: Concept and Case Study," *IEEE Trans. Smart Grid*, vol. 4, no. 3, pp. 1692–1704, Sep. 2013.
- [20] X. Fang, H. Guo, X. Zhang, X. Wang, and Q. Chen, "An efficient and incentive-compatible market design for energy storage participation," *Appl. Energy*, vol. 311, p. 118731, Apr. 2022.