

WEAVE: Unleashing and Benchmarking the In-context Interleaved Comprehension and Generation

Wei Chow^{1*} Jiachun Pan^{1*} Yongyuan Liang³ Mingze Zhou⁴ Liyu Jia²
 Saining Zhang² Xue Song² Siliang Tang⁴ Juncheng Li⁴ Fengda Zhang^{2†}
 Weijia Wu^{1†} Hanwang Zhang² Tat-Seng Chua¹

¹National University of Singapore, ²Nanyang Technological University,

³University of Maryland, College Park, ⁴Zhejiang University

 <https://weichow23.github.io/weave>

Abstract

Recent advances in unified multimodal models (UMMs) have enabled impressive progress in visual comprehension and generation. However, existing datasets and benchmarks focus primarily on single-turn interactions, failing to capture the multi-turn, context-dependent nature of real-world image creation and editing. To address this gap, we present **WEAVE**, the first suite for in-context interleaved cross-modality comprehension and generation. Our suite consists of two complementary parts. **WEAVE-100k** is a large-scale dataset of 100K interleaved samples spanning over 370K dialogue turns and 500K images, covering comprehension, editing, and generation tasks that require reasoning over historical context. **WEAVEBench** is a human-annotated benchmark with 100 tasks based on 480 images, featuring a hybrid VLM judge evaluation framework based on both the reference image and the combination of the original image with editing instructions that assesses models' abilities in multi-turn generation, visual memory, and world-knowledge reasoning across diverse domains. Experiments demonstrate that training on **WEAVE-100k** enables vision comprehension, image editing, and comprehension-generation collaboration capabilities. Furthermore, it facilitates UMMs to develop emergent visual-memory capabilities, while extensive evaluations on **WEAVEBench** expose the persistent limitations and challenges of current approaches in multi-turn, context-aware image generation and editing. We believe **WEAVE** provides a view and foundation for studying in-context interleaved comprehension and generation for multi-modal community.

1. Introduction

Recent advances in unified multimodal models (UMMs) [22, 52, 81, 94] have significantly reshaped the landscape of visual understanding and generation. This unified formulation enables models to describe and edit visual content through language, integrate visual references, and perform iterative editing across multiple images. Recent works have shown its remarkable potential for image editing [49, 63, 69], and multi-image composition [62, 79].

However, real-world image creation is rarely a one-shot process. Human creators typically engage in reversible refinement, reusing or reverting to previous results as needed. Moreover, creating a comic or visual story inherently involves multiple rounds of progressive refinement to maintain visual consistency, where each frame must remain coherent with previous scenes in terms of character appearance, lighting, and narrative flow [31, 33].

While some closed-source models [21, 62] have recently demonstrated promising capabilities in multi-turn reasoning and editing, such as maintaining visual memory and context coherence, most open-source models [9, 37, 86] remain confined to single-turn editing. This gap stems from the absence of high-quality interleaved datasets capturing the temporal dependencies and iterative workflows of real-world multi-turn editing. Existing datasets [72, 84, 85, 90] are fundamentally single-turn, treating each edit as an isolated instruction and thus failing to represent the long-horizon reasoning required for authentic interactive image creation, as illustrated in Figure 1(a). This lack has hindered systematic exploration, and benchmarks for evaluating multi-turn editing with historical context remain absent.

To address this gap, we present **WEAVE**, the first suite for in-context interleaved cross-modality comprehension and generation. Our suite consists of two complementary parts. **WEAVE-100k** is a large-scale dataset containing 100K interleaved samples, spanning over 370K dialogue

*Equal Contribution.

†Corresponding Author.

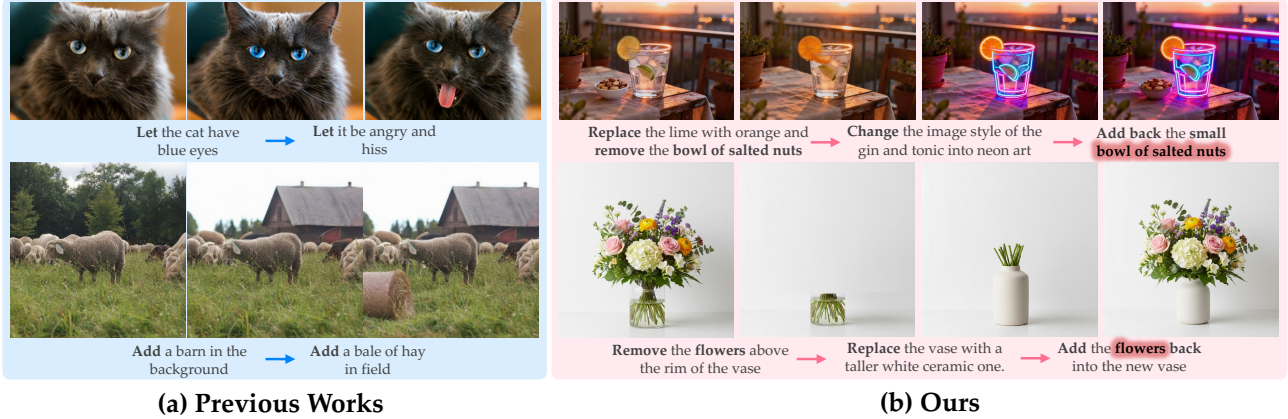


Figure 1. **Comparisons among existing datasets.** (a) **Previous Works:** Simple overlay of single-turn edits. (b) **Ours:** Multi-turn edits involving in-context visual memory recall.

turns and 500K images across comprehension, editing, and generation tasks that require reasoning over historical context. As shown in Figure 1, effective multi-turn editing tasks demand strong visual memory to retrieve and reuse objects, layouts, and styles from previous rounds, for instance by removing an item in one turn and accurately restoring it later. This interleaved design captures the iterative nature of realistic multi-turn image editing, in which each modification can rely on information from prior rounds.

WEAVEBench is a human-annotated benchmark of 100 tasks with 480 images, featuring a hybrid VLM judge evaluation framework with four metrics that evaluate alignment with reference images and fidelity to original images and correctness for editing instructions. The benchmark assesses models’ capabilities in multi-turn generation, visual memory, and world-knowledge reasoning across diverse domains, including science, creation, logic, and games. **WEAVEBench** reveals that current models struggle with in-context interleaved generation and exhibit performance degradation as content length increases, indicating substantial room for improvement.

Experiments demonstrate that training on **WEAVE-100k** yields substantial improvements in vision comprehension (9.8% on MMMU), image editing (4.8% on GEditBench), and comprehension-generation collaboration (approximately 50% on RISE). Moreover, training facilitates the emergence of visual memory capabilities in UMMs, while evaluations on **WEAVEBench** reveal persistent limitations in multi-turn, context-aware image generation.

To summarize, our contributions are threefold:

- We introduce **WEAVE-100k**, the first large-scale dataset for multi-turn, context-aware image understanding and generation, comprising over 100K samples, 370K dialogue turns, and 500K images across comprehension, editing, and generation tasks.
- We present **WEAVEBench**, the first human-annotated benchmark for interleaved multimodal comprehension and generation, featuring 100 carefully designed cases



with 480 images and a hybrid VLM judge evaluation framework that assesses multi-turn generation, visual memory, and world-knowledge reasoning.












- Through extensive experiments, we demonstrate that training on **WEAVE-100k** significantly improves performance on established benchmarks and facilitates the emergence of visual memory capabilities, while evaluation on **WEAVEBench** reveals persistent limitations in multi-turn, context-aware generation.

2. Related Works

Unified Multimodal Models represent a paradigm designed to seamlessly integrate multimodal comprehension and generation capabilities within a single framework. To achieve this unified objective, seminal works [16, 41, 55, 75] leverage image tokenization and autoregressive next-token prediction to generate visual tokens. Subsequent developments, driven by the pursuit of enhanced image synthesis quality, incorporate diffusion-based or flow-matching heads [47] integrated with shared transformer architectures [22, 52, 58, 94]. Recent works have demonstrated remarkable potential for instruction-based image editing [49, 63, 69] and multi-image composition [62, 79]. However, the capabilities of UMMs for in-context interleaved comprehension and generation remain largely unexplored.

Image Editing. Recent text-guided image editing has achieved substantial progress [5, 49, 85]. For instance, AnyEdit [86] provides general-purpose editing datasets that unify diverse edit types, such as insertion, replacement, and style modification. GPT-Image-Edit-1.5M [72] and Echo-4o [84] expand data scale and instruction diversity by leveraging GPT-4o. However, these approaches remain limited to one-shot edits without historical context or iterative refinement. While MagicBrush [90] introduces multi-turn editing, each instruction is treated as an independent request without multi-turn dependencies. As shown in Table 1, **WEAVE-100k** introduces the first in-context interleaved

Table 1. **Summary of Multimodal Reasoning Benchmarks.** We compare existing works from aspects including: ¹interleave, ²multi-turn, ³vision memory, ⁴multidimensional evaluation, ⁵hybrid evaluation, and ⁶whether manual annotations and filtering are applied.   means text to image, image edit and image comprehension.

Benchmark	Venue	Inter.	Multi-Turn	Vision Mem.	Multi-Dim.	Hybrid Eval	# Domain	# Num	#Types
ReasonPix2Pix [40]	arXiv’24	✗	✗	✗	✗	✗		40, 212	1
ReasonEdit [36]	CVPR’24	✗	✗	✗	✗	✗		219	1
Reason50K [30]	arXiv’25	✗	✗	✗	✗	✗		51, 039	4
Zebra-CoT [45]	arXiv’25	✓	✓	✗	✗	✗		182, 384	4
KRIS-Bench [78]	NeurIPS’25	✗	✗	✗	✓	✓		1, 267	7
RISEBench [93]	NeurIPS’25	✗	✗	✗	✓	✓		360	4
CoMM [14]	CVPR’25	✓	✗	✗	✗	✗		227, 000	1
IRG-300k [34]	arXiv’25	✓	✗	✗	✗	✗		1	1
Echo-4o [84]	arXiv’25	✗	✗	✗	✗	✗		179, 000	3
ROVER [46]	arXiv’25	✓	✗	✗	✓	✓		1, 312	23
WEAVE	Ours	✓	✓	✓	✓	✓		100,100	16

cross-modal dataset that explicitly captures multi-turn editing and context-dependent generation, enabling models to learn visual memory and consistent reasoning. More discussion for the related works can be found in Appendix C.

3. WEAVE

To assess in-context interleaved comprehension and generation, we first introduce the data collection pipelines **WEAVE-100k** and **WEAVEBench** in Section 3.1. We then detail the evaluation settings and metrics in Section 3.2, and present key statistics for **WEAVE** in Section 3.3.

3.1. Data Collection

WEAVE-100k In order to generate rich and diverse data with visual memory capabilities, we constructed a data pipeline as illustrated in Figure 3. This pipeline incorporates four distinct generation pathways followed by multiple filtering and refinement stages to ensure accuracy and quality of the produced data. To generate multi-turn editing data with visual memory capabilities, we implemented four methodological approaches: (i) *Multi-image fusion*: We achieved reference to previous iterations by fusing edited or directly generated images. (ii) *Remove-then-back*: We employed a technique of first removing or replacing objects, then adding them back, enabling the system to recall previously deleted visual elements. (iii) *Derivative imagination and comparison*: We incorporated methods for deriving or imagining alternative solutions or new images before fusion. (iv) *Sequential procedures*: We implemented sequential edits following narrative progressions or structured editing operations. Further details regarding the data collection methodology are presented in Appendix A.1.

WEAVEBench is annotated by individuals with graduate-level STEM degrees. It comprises 100 items across 16 task

categories, incorporating both multi-turn editing tasks requiring visual memory and challenges demanding world knowledge (cultural contexts, physical phenomena, and chemical processes). As illustrated in Figure 2, tasks included generating examples involving the Tokyo Tower and demonstrating comprehension of traffic signal reactions. The images used include web-sourced content and synthetically generated images from three models: Seedream 4.0 [62], Nano Banana [20] and SeedEdit 3.0 [69].

3.2. Evaluation Settings and Metrics

We adopt the VLM-as-judge [49] automated evaluation framework, with detailed templates provided in Appendix B.1. To enable focused assessment, we employ a key-point-based scoring approach using structured evaluation criteria. Specifically, we leverage a hybrid strategy that instructs the VLM to evaluate based on both the reference image and the combination of the original image with editing instructions. As shown in Figure 5, the judge invokes different images as references and assigns scores according to predefined key points.

Our evaluation comprises 4 metrics (the first three apply to editing tasks; the last applies to comprehension tasks): **Key Point Correctness (KP)**: Measures whether the edited image satisfies the specified editing requirements. **Visual Consistency (VC)**: Ensures non-target elements remain unchanged, maintains consistency with the original image (unedited regions remain intact when the scene is preserved; edited regions maintain stylistic coherence when the scene is modified), and assesses identity preservation of edited objects. **Image Quality (IQ)**: Evaluates the overall quality of the generated image. **Accuracy (Acc)**: Measures the correctness of the reasoning result. Details regarding score calculation methodology can be found in Appendix B.3.

Natural Science



Optics

The fringes of thin-film interference change over time



Geography

Draw a landscape Add a castle at the highest point Edit the terrain map



Physics



Biology



Astronomy


Changes in lunar phases over time



Chemistry

Traffic light response

Creation



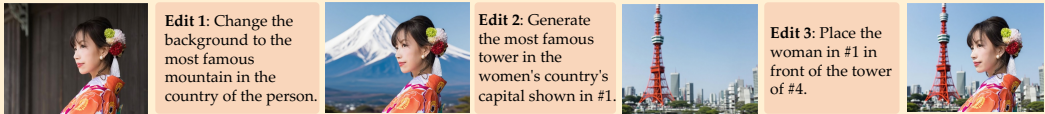
Story

The story of Little Red Riding Hood unfolds scene by scene, requiring the characters' traits to remain consistent.




Recall

Edit 1: Change the background in #1 to a plain black studio backdrop and remove the light.
Edit 2: Replace shoes in Image #2 with white sneakers; add the light from #1.
Edit 3: Change the image style in Image #3 into glitch art.
Edit 4: Combine glitch-style figure from #4 with the studio background from #1.



Edit

Edit 1: Change the background to the most famous mountain in the country of the person.
Edit 2: Generate the most famous tower in the women's country's capital shown in #1.
Edit 3: Place the woman in #1 in front of the tower of #4.



Fusion

Edit 1: Person in #1 is wearing the flowers in #2 and the clothes in #3.
Edit 2: Person in #4 is holding the bag in #6 with the background from #5.

Logic



Spatial


Generate a frontal view of the space capsule



Mathematics

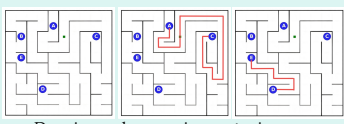
Iterative conditional solution of mathematical problems

Game




Chess Game

Edit 1: have Black's rook capture the pawn on d7.
Edit 2: move Black's queen to c7.
Edit 3: advance Black's a-pawn to a6.
Question: What is the best move for the three?
Answer: #3 shows the best move.




Maze

Drawing and comparing routes in maze



Visual Jigsaw

Fill in different puzzle pieces and select the best one



Minecraft

Edit 1: Walk forward
Edit 2: Stand at the second-floor window on the left side of the house and look directly outward

Figure 2. Overview for WEAVEBench. We have shown only a subset of the WEAVE; further details are in the Appendix D.2.

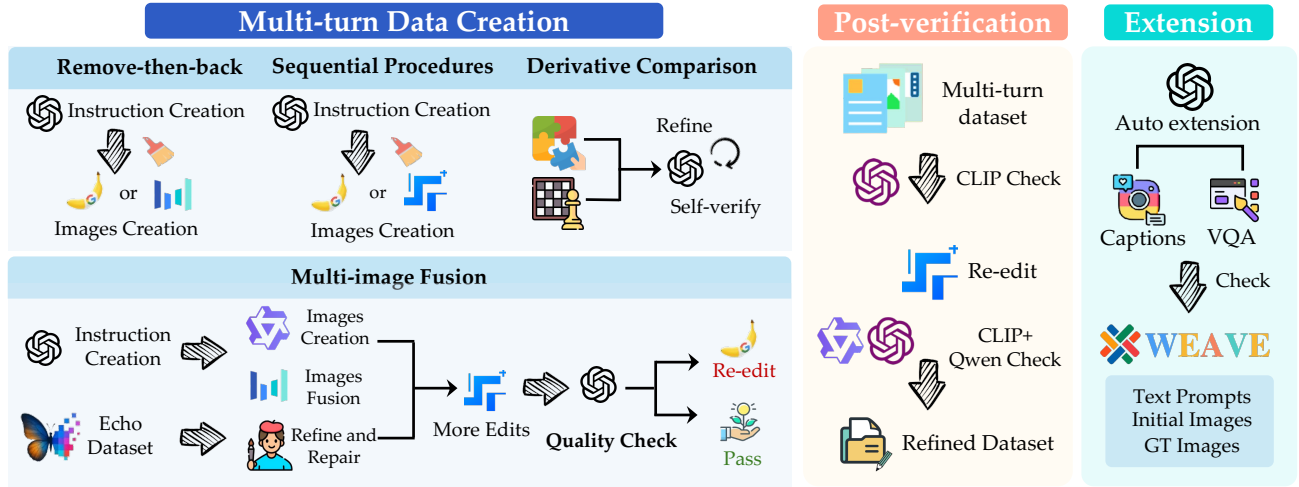


Figure 3. **Data Annotation Pipeline for WEAVE.** Our methodology ensures data diversity and quality through a multi-round image generation process, supplemented by two rounds of validation and refinement. Additional details are provided in Appendix A.

Statistic	Number
• Total Chats	100,750
- ≥ 4 Images Chats	100,584
- ≥ 5 Images Chats	60,361
- ≥ 6 Images Chats	31,571
• Average Chat Turns	3.79
- Average Question Length	195.49
• Total Images	505,186
- Maximum Image Per Chats	8
- Average Image Per Chats	5.01




Figure 4. Statistics for WEAVE-100k.

Figure 5. Summary of domain distributions and evaluation methods for WEAVE.

3.3. Data Statics

For each instance in WEAVE, we provide a text prompt, one or more initial images, and ground-truth examples. The test set additionally includes key information that the correct output images must satisfy.

Representative dataset examples are provided in Appendix D. Table 4 presents key statistics of the training set. The majority of instances contain more than five images, with an average of 3.8 conversational turns per instance. Figure 5 illustrates the category distribution across both training and test sets, demonstrating a relatively balanced distribution across data types.

4. Experiment

We first evaluate 22 models on WEAVEBench in Section 4.1, revealing that current models struggle with in-context interleaved generation and exhibit performance degradation as content length increases. Subsequently, in Section 4.2, we validate the high quality of WEAVE-100k through fine-tuning Bagel. Finally, we conduct quality analysis and assess judge effectiveness in Section 4.3 and 4.4.

4.1. WEAVEBench

Settings. We evaluated 4 LLMs, 7 Edit models, and 11 UMMs on WEAVEBench as presented in Table 2. Evaluations were conducted under three distinct in-context conditions: (1) *no in-context* (single-turn generation without contextual information), (2) *partial in-context* (using only self-generated images with explicitly mentioned visual context, excluding other historical interactions), and (3) *complete in-context* (with all previous interactions visible). For image placement, we employed two configurations: "yes-first," where images appear at their first mention position, and "yes-front," where all images are consolidated at the beginning of the input (results for this configuration are reported in Table 2). For models incapable of processing sequence-format inputs, we implemented a concatenation approach following methodologies established in prior work [19, 89]. Based on the results presented in the table, we can derive the following conclusions:

In-context image generation remains challenging. Among the models tested, the best-performing Edit and UMM approaches achieved maximum scores of only 0.68 and 0.767, respectively. Furthermore, significant domain biases were observed, with performance in creative imagery consistently surpassing that in scientific and logical do-

	Size	In-context	Modality	Format	Science	Creation	Logic	Game	Avg
Intern3.5-VL [70]	8B	✓		→	0.114	0.500	0.667	0.292	0.231
Qwen3-VL [7]	8B	✓		→	0.432	0.000	0.000	0.250	0.298
GPT-4o [1]	-	✓		→	0.591	0.500	0.167	0.083	0.381
GPT-4.1 [1]	-	✓		→	0.705	0.500	0.167	0.167	0.464
AnyEdit [86]	1B	●			0.445	0.514	0.351	0.419	0.472
UltraEdit(SD3) [91]	2B	●			0.493	0.561	0.491	0.440	0.522
VAREdit-8B [53]	8B	●			0.536	0.636	0.584	0.580	0.603
Step1X-Edit v1.1 [48]	12B	●			0.574	0.714	0.700	0.625	0.669
Step1X-Edit v1.2 [48]	12B	●			0.560	0.644	0.530	0.562	0.605
FLUX.1 Kontext [42]	12B	●			0.589	0.756	0.639	0.610	0.689
Qwen-Image-Edit [76]	20B	●			0.586	0.715	0.589	0.628	0.665
OminiGen [80]	4B	●		→	0.398	0.474	0.401	0.177	0.404
OminiGen2 [77]	7B	●	*	→	0.511	0.682	0.551	0.511	0.609
Ovis-U1 [67]	3B	●	*		0.402	0.557	0.364	0.357	0.422
UniPic [68]	1.5B	●			0.472	0.590	0.463	0.316	0.511
UniPic2-SD3.5M [73]	2B	●			0.477	0.625	0.543	0.497	0.568
UniPic2-Metaquery [73]	9B	●			0.493	0.666	0.507	0.444	0.582
NextStep-1-Large [66]	15B	●			0.519	0.620	0.437	0.309	0.534
Seedream 4.0 [62]	-	●		→	0.683	0.847	0.679	0.635	0.765
Seedream 4.0 [62]	-	✓		→	0.667	0.830	0.646	0.599	0.746
Nano Banana [20]	-	●		→	0.715	0.823	0.666	0.666	0.764
Nano Banana [20]	-	✓		→	0.710	0.843	0.730	0.613	0.767
Bagel [22]	14B	●	*	→	0.378	0.475	0.406	0.365	0.446
Bagel-Zebra [45]	14B	●	*	→	0.399	0.456	0.393	0.396	0.449
+ WEAVE-100k	14B	●	*	→	0.537	0.706	0.567	0.531	0.640

Table 2. **Main results on WEAVEBench.** The symbols ● and ●* denote full and partial in-context, respectively. Icons , , and * indicate image-only, text-only, and combined evaluations, respectively. → and represent sequential and concatenated image inputs, respectively. We use blue, orange, and green to represent the optimal results across three modalities.

mains. This suggests substantial room for improvement in generation ability to effectively integrate world knowledge. **In-context usage matters** (a) *For comprehension tasks*, we observed significant performance improvements when utilizing in-context information compared to baseline conditions without historical context. This effect was particularly pronounced in QwenVL, which demonstrated a remarkable 163% improvement as illustrated in Figure 6(a), indicating that WEAVEBench successfully incorporated historical information into the model evaluation. (b) *For generation tasks*, increasing in-context content produced divergent effects across model types. Open-source models exhibited progressive performance degradation with additional historical context—Qwen-Edit showed decremental performance of 5.3% and 8.6% respectively. This suggests that open-source models, constrained by single-round editing capabilities, experience diminished localization accuracy when processing expanded contextual information, thereby failing to effectively utilize in-context data. Conversely, proprietary models such as Nano demonstrated incremental improvement, indicating successful utilization of contextual information. (c) *WEAVEBench exhibits superior image quality.* As illustrated in Figure 6(b), incorpo-

rating WEAVEBench’s ground truth images as in-context examples resulted in performance improvements across all models. Notably, Qwen-Image-Edit demonstrated a significant improvement of 7.1%, potentially attributable to Qwen-Image-Edit’s inherently weaker generative capabilities compared to the nano-banana [21].

Sequential Input Superiority. As illustrated in Figure 6(c), sequential image input demonstrates significant performance advantages over concatenated input. This effect is particularly pronounced with the Bagel model, where concatenation results in a 10.3% performance degradation. These findings highlight the potential of UMMs as effective editing models, especially considering that traditional editing models cannot directly process multiple images and historical information as input.

4.2. Train on WEAVE-100k

To demonstrate the effectiveness of our data, we conduct experiments on Bagel [22], with detailed training specifications provided in Appendix B.2. Our approach improved performance across four task categories:

(i) *Vision Comprehension.* Our data effectively enhanced performance on understanding tasks, particularly yielding a

Model	BG	Color	Mat.	Motion	Port.	Style	Add	Remove	Replace	Text	Tone	Avg
AnyEdit [86]	4.31	4.25	2.64	0.67	1.90	1.95	3.72	3.75	3.23	0.77	4.21	2.85
MagicBrush [90]	6.17	5.41	4.75	1.55	2.90	4.10	5.53	4.13	5.10	1.33	5.07	4.19
InstructPix2Pix [9]	3.94	5.40	3.52	1.27	2.62	4.39	3.07	1.50	3.48	1.13	5.10	3.22
OmniGen [80]	5.23	5.93	5.44	3.12	3.17	4.88	6.33	6.35	5.34	4.31	4.96	5.01
Step1X-Edit [48]	7.03	6.26	6.46	3.66	5.23	7.24	7.17	6.42	<u>7.39</u>	7.40	6.62	6.44
OminiGen2 [77]	6.99	6.66	4.88	2.55	3.66	6.08	7.09	6.60	6.65	4.49	6.03	5.57
UltraEdit (SD3) [91]	5.83	5.51	5.86	3.55	<u>5.00</u>	5.73	5.06	3.15	5.79	2.24	5.45	4.83
EditMGT [3]	7.69	7.71	5.77	3.84	5.13	6.53	6.13	5.24	5.56	4.53	6.42	5.87
GoT-6B [23]	4.11	5.75	3.04	1.71	2.69	4.72	5.77	4.59	5.65	1.16	4.24	3.95
VAREdit-8B [53]	6.77	6.64	5.40	3.33	4.20	6.46	5.86	7.29	6.67	3.87	6.54	5.73
FluxKontext.dev [42]	7.06	<u>7.03</u>	5.52	5.62	4.68	5.55	6.95	6.76	6.13	6.10	7.48	6.26
Bagel [22]	7.44	6.99	<u>6.26</u>	<u>5.09</u>	4.82	6.04	7.94	<u>7.37</u>	7.31	<u>7.16</u>	6.17	<u>6.52</u>
+ WEAWE-100k	<u>7.45</u>	7.00	7.10	4.97	4.83	<u>6.98</u>	<u>7.88</u>	7.39	7.75	7.06	<u>6.81</u>	6.83

Table 3. Comparison of fine-tuned Bagel and other models on GEdit-EN-full benchmark [48].

Model	Understanding			GenEval							RISEBench			
	MMB	MMMU	MMVet	Single Obj.	Two Obj.	Count.	Color	Position	Attri.	Overall	Tem.	Cau.	Spa.	Log.
Emu3[71]	58.5	31.6	37.2	0.99	0.81	0.42	0.80	0.49	0.45	0.66	-	-	-	-
Show-o [81]	-	27.4	-	0.98	0.80	0.66	0.84	0.31	0.50	0.68	-	-	-	-
Janus-Pro-7B [16]	75.5	36.3	39.8	0.99	0.89	0.59	0.90	0.79	0.66	0.80	-	-	-	-
MetaQuery-XL [56]	83.5	<u>58.6</u>	66.6	-	-	-	-	-	-	0.80	-	-	-	-
Ovis-U1 [67]	77.8	51.1	66.7	0.98	0.98	0.90	0.92	0.79	<u>0.75</u>	0.89	1.2	3.3	4.0	2.4
BLIP3-o [11]	83.5	<u>58.6</u>	66.6	1.00	0.92	0.63	<u>0.91</u>	0.86	0.67	0.83	-	-	-	-
EMU2 [64]	-	34.1	48.5	-	-	-	-	-	-	-	1.2	1.1	0.0	0.0
OmniGen [80]	-	-	-	0.99	0.86	0.64	0.85	0.31	0.55	0.70	1.2	1.0	0.0	<u>1.2</u>
OmniGen2 [77]	79.1	53.1	61.8	1.00	<u>0.95</u>	0.64	0.88	0.55	0.76	0.80	-	-	-	-
BAGEL [22]	85.0	55.3	<u>67.2</u>	0.99	0.94	0.81	0.88	0.64	0.63	0.82	<u>2.4</u>	<u>5.6</u>	<u>14.0</u>	<u>1.2</u>
+ WEAWE-100k	85.2	60.7	67.4	1.00	0.94	<u>0.83</u>	0.89	<u>0.65</u>	0.70	<u>0.84</u>	4.7	6.7	21.0	2.4

Table 4. Comparison of different models on understanding tasks (MMB, MMMU, MMVet), GenEval and RISEBench.

9.8% improvement on MMMU [88]. (ii) *Image Editing*. As shown in Table 3, the fine-tuned Bagel demonstrates a 4.8% improvement in overall score on GEditBench [49]. Furthermore, the model surpasses its baseline counterpart in the majority of tasks, with particularly notable enhancements in material change and style change categories, showing improvements of 13.4% and 15.6%, respectively. (iii) *Comprehension and Generation Collaboration*. As evidenced in Table 4, the fine-tuned Bagel demonstrates significant improvements across RISE cognitive tasks. Particularly noteworthy are the 100% performance increases in both Spatial and Logical reasoning tasks. These results suggest that the fine-tuned Bagel more effectively leverages comprehension capabilities and world knowledge to enhance generation processes. Furthermore, these findings substantiate the high quality of the WEAWE-100k methodology. (iv) *Interleaved Cross-modality Comprehension and Generation*. As shown in Table 2, our fine-tuned model demonstrated a 42.5% improvement over Bagel on WEAWEBench. Notably, there was a 34.6% performance enhancement on more challenging science questions, indicating that training with our dataset significantly improved the model’s interleaved

cross-modality comprehension and generation capabilities.

4.3. Quality Analysis.

As illustrated in Figure 7, our analysis of quality results yields the following conclusions: (i) *Instruction-following capabilities still require further improvement*. For instance, in the case on the left side of the figure, OmniGen and Ovis failed to execute the generation correctly. Similarly, in the case on the right side, the third column shows that Qwen-Image-Edit only generated a tower without including any human figures. (ii) *Fine-tuning on the weave dataset resulted in the emergence of visual memory capabilities*. The fine-tuned model correctly differentiates between protagonists wearing pink and yellow clothing in the left case, and in the right case, demonstrates the ability to first remove human figures and subsequently reintegrate them.

4.4. Reliability of Judge Usage

To assess the reliability of VLM-as-a-judge scores, we conducted an expert evaluation study involving three human specialists across Nano-banana, Qwen-Image-Edit, and SeeDream models, analyzing 100 instances per model.

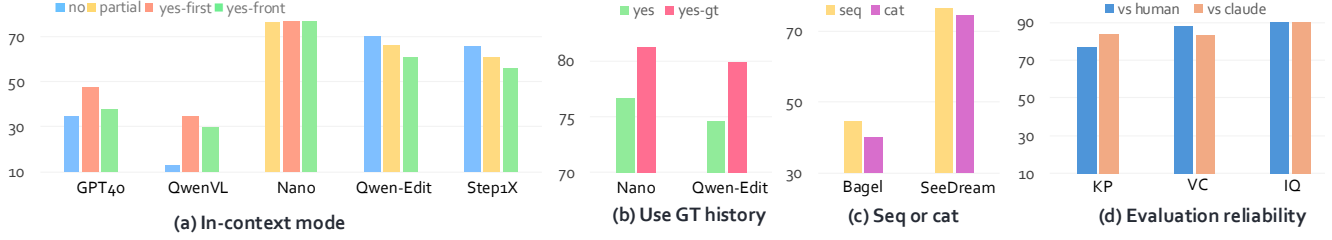


Figure 6. (a) Impact of different in-context modes on performance. (b) Reasoning performance using ground truth as in-context examples. (c) Performance variations when concatenating sequential images. (d) Evaluation reliability of GPT4.1 judge.



Figure 7. **Qualitative comparison between different methods.** The left-side task requires preservation of character IDs, while the right-side task necessitates the application of world knowledge and maintenance of character removal followed by reinsertion.

We computed Pearson correlation coefficients [8] between GPT-4.1 scores and expert ratings, with a comparative analysis against Claude Opus 4.1 evaluations (Figure 6). Results demonstrate that correlations between GPT-4.1 and human ratings consistently exceed 0.8, while Claude evaluations exhibit strong cross-VLM consistency, suggesting that the specific choice of VLM evaluator has minimal impact on assessment outcomes.

5. Conclusion

This work presents **WEAVE**, the first comprehensive suite for in-context interleaved cross-modality comprehension and generation. We introduce **WEAVE-100k**, a large-scale dataset comprising 100K samples that encompass 370K di-

alogue turns and 500K images, alongside **WEAVEBench**, a human-annotated benchmark consisting of 100 tasks with 480 images and featuring a hybrid VLM judge evaluation framework. Our experiments demonstrate that training on **WEAVE-100k** yields substantial improvements across established benchmarks, including 9.8% gains on MMMU and 4.8% on GEditBench, while facilitating the emergence of visual memory capabilities in UMMS. At mean while, extensive evaluations on **WEAVEBench** reveal that current models still struggle with multi-turn, context-aware generation, particularly as content length increases. Moreover, this challenging task proves beyond the capabilities of conventional editing models. **WEAVE** establish a foundation and underscore the critical need for in-context interleaved multimodal comprehension and generation.

References

- [1] Josh Achiam, Steven Adler, Sandhini Agarwal, Lama Ahmad, Ilge Akkaya, Florencia Leoni Aleman, Diogo Almeida, Janko Altmerschmidt, Sam Altman, Shyamal Anadkat, et al. Gpt-4 technical report. *arXiv preprint arXiv:2303.08774*, 2023. 6, 2, 4, 11, 12, 13, 14
- [2] Jean-Baptiste Alayrac, Jeff Donahue, Pauline Luc, Antoine Miech, Iain Barr, Yana Hasson, Karel Lenc, Arthur Mensch, Katherine Millican, Malcolm Reynolds, et al. Flamingo: a visual language model for few-shot learning. *Advances in neural information processing systems*, 35:23716–23736, 2022. 14
- [3] Anonymous. EditMGT: Unleashing potentials of masked generative transformers in image editing. In *Submitted to The Fourteenth International Conference on Learning Representations*, 2025. under review. 7, 2
- [4] Stanislaw Antol, Aishwarya Agrawal, Jiasen Lu, Margaret Mitchell, Dhruv Batra, C Lawrence Zitnick, and Devi Parikh. Vqa: Visual question answering. In *Proceedings of the IEEE international conference on computer vision*, pages 2425–2433, 2015. 3
- [5] Jinbin Bai, Wei Chow, Ling Yang, Xiangtai Li, Juncheng Li, Hanwang Zhang, and Shuicheng Yan. Humanedit: A high-quality human-rewarded dataset for instruction-based image editing. *arXiv preprint arXiv:2412.04280*, 2024. 2
- [6] Jinbin Bai, Tian Ye, Wei Chow, Enxin Song, Qing-Guo Chen, Xiangtai Li, Zhen Dong, Lei Zhu, and Shuicheng Yan. Meissonic: Revitalizing masked generative transformers for efficient high-resolution text-to-image synthesis. In *The Thirteenth International Conference on Learning Representations*, 2024. 15
- [7] Shuai Bai, Keqin Chen, Xuejing Liu, Jialin Wang, Wenbin Ge, Sibao Song, Kai Dang, Peng Wang, Shijie Wang, Jun Tang, Humen Zhong, Yuanzhi Zhu, Mingkun Yang, Zhao-hai Li, Jianqiang Wan, Pengfei Wang, Wei Ding, Zheren Fu, Yiheng Xu, Jiabo Ye, Xi Zhang, Tianbao Xie, Zesen Cheng, Hang Zhang, Zhibo Yang, Haiyang Xu, and Junyang Lin. Qwen2.5-vl technical report. *arXiv preprint arXiv:2502.13923*, 2025. 6, 11, 12, 13, 14
- [8] Jacob Benesty, Jingdong Chen, Yiteng Huang, and Israel Cohen. Pearson correlation coefficient. In *Noise reduction in speech processing*, pages 1–4. Springer, 2009. 8
- [9] Tim Brooks, Aleksander Holynski, and Alexei A Efros. Instructpix2pix: Learning to follow image editing instructions. In *Proceedings of the IEEE/CVF conference on computer vision and pattern recognition*, pages 18392–18402, 2023. 1, 7
- [10] Fu Chaoyou, Chen Peixian, Shen Yunhang, Qin Yulei, Zhang Mengdan, Lin Xu, Yang Jinrui, Zheng Xiawu, Li Ke, Sun Xing, et al. Mme: A comprehensive evaluation benchmark for multimodal large language models. *arXiv preprint arXiv:2306.13394*, 3, 2023. 14
- [11] Jiuhai Chen, Zhiyang Xu, Xichen Pan, Yushi Hu, Can Qin, Tom Goldstein, Lifu Huang, Tianyi Zhou, Saining Xie, Silvio Savarese, et al. Blip3-o: A family of fully open unified multimodal models-architecture, training and dataset. *arXiv preprint arXiv:2505.09568*, 2025. 7
- [12] Kai Chen, Jiaqi Wang, Jiangmiao Pang, Yuhang Cao, Yu Xiong, Xiaoxiao Li, Shuyang Sun, Wansen Feng, Ziwei Liu, Jiarui Xu, et al. Mmdetection: Open mmlab detection toolbox and benchmark. *arXiv preprint arXiv:1906.07155*, 2019. 14
- [13] Sixiang Chen, Jinbin Bai, Zhuoran Zhao, Tian Ye, Qingyu Shi, Donghao Zhou, Wenhao Chai, Xin Lin, Jianzong Wu, Chao Tang, et al. An empirical study of gpt-4o image generation capabilities. *arXiv preprint arXiv:2504.05979*, 2025. 14
- [14] Wei Chen, Lin Li, Yongqi Yang, Bin Wen, Fan Yang, Tingting Gao, Yu Wu, and Long Chen. Comm: A coherent interleaved image-text dataset for multimodal understanding and generation. In *Proceedings of the Computer Vision and Pattern Recognition Conference*, pages 8073–8082, 2025. 3
- [15] Xi Chen and Xiao Wang. Pali: Scaling language-image learning in 100+ languages. In *Conference on Neural Information Processing Systems (NeurIPS)*, 2022. 14
- [16] Xiaokang Chen, Zhiyu Wu, Xingchao Liu, Zizheng Pan, Wen Liu, Zhenda Xie, Xingkai Yu, and Chong Ruan. Januspro: Unified multimodal understanding and generation with data and model scaling. *arXiv preprint arXiv:2501.17811*, 2025. 2, 7
- [17] Wei Chow, Juncheng Li, Qifan Yu, Kaihang Pan, Hao Fei, Zhiqi Ge, Shuai Yang, Siliang Tang, Hanwang Zhang, and Qianru Sun. Unified generative and discriminative training for multi-modal large language models. *Advances in Neural Information Processing Systems*, 37:23155–23190, 2024. 15
- [18] Wei Chow, Yuan Gao, Linfeng Li, Xian Wang, Qi Xu, Hang Song, Lingdong Kong, Ran Zhou, Yi Zeng, Yidong Cai, et al. Merit: Multilingual semantic retrieval with interleaved multi-condition query. *arXiv preprint arXiv:2506.03144*, 2025. 14
- [19] Wei Chow, Jiageng Mao, Boyi Li, Daniel Seita, Vitor Guizilini, and Yue Wang. Physbench: Benchmarking and enhancing vision-language models for physical world understanding. *arXiv preprint arXiv:2501.16411*, 2025. 5, 3, 10
- [20] Gheorghe Comanici, Eric Bieber, Mike Schaeckermann, Ice Pasupat, Naveen Sachdeva, Inderjit Dhillon, Marcel Blisstein, Ori Ram, Dan Zhang, Evan Rosen, et al. Gemini 2.5: Pushing the frontier with advanced reasoning, multimodality, long context, and next generation agentic capabilities. *arXiv preprint arXiv:2507.06261*, 2025. 3, 6, 2, 11, 12, 13, 14
- [21] Google DeepMind. Gemini 2.5 flash image. <https://developers.googleblog.com/en/introducing-gemini-2-5-flash-image/>, 2025. Accessed: 2025-10-30. 1, 6
- [22] Chaorui Deng, Deyao Zhu, Kunchang Li, Chenhui Gou, Feng Li, Zeyu Wang, Shu Zhong, Weihao Yu, Xiaonan Nie, Ziang Song, Guang Shi, and Haoqi Fan. Emerging properties in unified multimodal pretraining. *arXiv preprint arXiv:2505.14683*, 2025. 1, 2, 6, 7, 10, 11, 12, 13, 14, 15
- [23] Rongyao Fang, Chengqi Duan, Kun Wang, Linjiang Huang, Hao Li, Shilin Yan, Hao Tian, Xingyu Zeng, Rui Zhao, Jifeng Dai, Xihui Liu, and Hongsheng Li. Got: Unleashing reasoning capability of multimodal large language model for visual generation and editing. *arXiv preprint arXiv:2503.10639*, 2025. 7

- [24] Taoran Fang, Wei Zhou, Yifei Sun, Kaiqiao Han, Lybin Ma, and Yang Yang. Exploring correlations of self-supervised tasks for graphs. *arXiv preprint arXiv:2405.04245*, 2024. 10
- [25] Taoran Fang, Tianhong Gao, Chunping Wang, Yihao Shang, Wei Chow, Lei Chen, and Yang Yang. Kaa: Kolmogorov-arnold attention for enhancing attentive graph neural networks. *arXiv preprint arXiv:2501.13456*, 2025. 10
- [26] Isabel O Gallegos, Ryan A Rossi, Joe Barrow, Md Mehrab Tanjim, Sungchul Kim, Franck Dernoncourt, Tong Yu, Ruiyi Zhang, and Nesreen K Ahmed. Bias and fairness in large language models: A survey. *Computational Linguistics*, 50 (3):1097–1179, 2024. 15
- [27] Zhiqi Ge, Juncheng Li, Qifan Yu, Wei Zhou, Siliang Tang, and Yueting Zhuang. Demon24: Acm mm24 demonstrative instruction following challenge. In *Proceedings of the 32nd ACM International Conference on Multimedia*, pages 11426–11428, 2024. 14
- [28] Dhruba Ghosh, Hannaneh Hajishirzi, and Ludwig Schmidt. Geneval: An object-focused framework for evaluating text-to-image alignment. *Advances in Neural Information Processing Systems*, 36:52132–52152, 2023. 14
- [29] Jian Han, Jinlai Liu, Yi Jiang, Bin Yan, Yuqi Zhang, Zehuan Yuan, Bingyue Peng, and Xiaobing Liu. Infinity: Scaling bit-wise autoregressive modeling for high-resolution image synthesis. In *Proceedings of the IEEE/CVF Conference on Computer Vision and Pattern Recognition*, pages 15733–15744, 2025. 13
- [30] Qingdong He, Xueqin Chen, Chaoyi Wang, Yanjie Pan, Xiaobin Hu, Zhenye Gan, Yabiao Wang, Chengjie Wang, Xiangtai Li, and Jiangning Zhang. Reasoning to edit: Hypothetical instruction-based image editing with visual reasoning. *arXiv preprint arXiv:2507.01908*, 2025. 3
- [31] Dan Hendrycks, Dawn Song, Christian Szegedy, Honglak Lee, Yarin Gal, Erik Brynjolfsson, Sharon Li, Andy Zou, Lionel Levine, Bo Han, et al. A definition of agi. *arXiv preprint arXiv:2510.18212*, 2025. 1
- [32] Xiwei Hu, Rui Wang, Yixiao Fang, Bin Fu, Pei Cheng, and Gang Yu. Ella: Equip diffusion models with llm for enhanced semantic alignment. *arXiv preprint arXiv:2403.05135*, 2024. 14
- [33] Junchao Huang, Xinting Hu, Boyao Han, Shaoshuai Shi, Zhuotao Tian, Tianyu He, and Li Jiang. Memory forcing: Spatio-temporal memory for consistent scene generation on minecraft. *arXiv preprint arXiv:2510.03198*, 2025. 1
- [34] Wenxuan Huang, Shuang Chen, Zheyong Xie, Shaosheng Cao, Shixiang Tang, Yufan Shen, Qingyu Yin, Wenbo Hu, Xiaoman Wang, Yuntian Tang, et al. Interleaving reasoning for better text-to-image generation. *arXiv preprint arXiv:2509.06945*, 2025. 3, 14
- [35] Xuanwen Huang, Wei Chow, Yize Zhu, Yang Wang, Ziwei Chai, Chunping Wang, Lei Chen, and Yang Yang. Enhancing cross-domain link prediction via evolution process modeling. In *Proceedings of the ACM on Web Conference 2025*, pages 2158–2171, 2025. 3
- [36] Yuzhou Huang, Liangbin Xie, Xintao Wang, Ziyang Yuan, Xiaodong Cun, Yixiao Ge, Jiantao Zhou, Chao Dong, Rui Huang, Ruimao Zhang, et al. Smartedit: Exploring complex instruction-based image editing with multimodal large language models. In *Proceedings of the IEEE/CVF Conference on Computer Vision and Pattern Recognition*, pages 8362–8371, 2024. 3
- [37] Yi Huang, Jiancheng Huang, Yifan Liu, Mingfu Yan, Jiaxi Lv, Jianzhuang Liu, Wei Xiong, He Zhang, Liangliang Cao, and Shifeng Chen. Diffusion model-based image editing: A survey. *IEEE Transactions on Pattern Analysis and Machine Intelligence*, 2025. 1
- [38] Shashank Mohan Jain. Hugging face. In *Introduction to transformers for NLP: With the hugging face library and models to solve problems*, pages 51–67. Springer, 2022. 12
- [39] Ziwei Ji, Tiezheng Yu, Yan Xu, Nayeon Lee, Etsuko Ishii, and Pascale Fung. Towards mitigating llm hallucination via self reflection. In *Findings of the Association for Computational Linguistics: EMNLP 2023*, pages 1827–1843, 2023. 15
- [40] Ying Jin, Pengyang Ling, Xiaoyi Dong, Pan Zhang, Jiaqi Wang, and Dahua Lin. Reasonpix2pix: instruction reasoning dataset for advanced image editing. *arXiv preprint arXiv:2405.11190*, 2024. 3
- [41] George Karypis, Eui-Hong Han, and Vipin Kumar. Chameleon: Hierarchical clustering using dynamic modeling. *computer*, 32(8):68–75, 1999. 2
- [42] Black Forest Labs, Stephen Batifol, Andreas Blattmann, Frederic Boesel, Saksham Consul, Cyril Diagne, Tim Dockhorn, Jack English, Zion English, Patrick Esser, Sumith Kulal, Kyle Lacey, Yam Levi, Cheng Li, Dominik Lorenz, Jonas Müller, Dustin Podell, Robin Rombach, Harry Saini, Axel Sauer, and Luke Smith. Flux.1 kontext: Flow matching for in-context image generation and editing in latent space, 2025. 6, 7, 11, 12, 13, 14
- [43] Hugo Laurençon, Lucile Saulnier, Léo Tronchon, Stas Bekman, Amanpreet Singh, Anton Lozhkov, Thomas Wang, Siddharth Karamcheti, Alexander Rush, Douwe Kiela, et al. Obelics: An open web-scale filtered dataset of interleaved image-text documents. *Advances in Neural Information Processing Systems*, 36:71683–71702, 2023. 14
- [44] Xuanyu Lei, Zonghan Yang, Xinrui Chen, Peng Li, and Yang Liu. Scaffolding coordinates to promote vision-language coordination in large multi-modal models. *arXiv preprint arXiv:2402.12058*, 2024. 14
- [45] Ang Li, Charles Wang, Kaiyu Yue, Zikui Cai, Ollie Liu, Deqing Fu, Peng Guo, Wang Bill Zhu, Vatsal Sharan, Robin Jia, et al. Zebra-cot: A dataset for interleaved vision language reasoning. *arXiv preprint arXiv:2507.16746*, 2025. 3, 6, 10, 11, 12, 13, 14, 15
- [46] Yongyuan Liang, Wei Chow, Feng Li, Ziqiao Ma, Xiyao Wang, Jiageng Mao, Jiuhai Chen, Jiatao Gu, Yue Wang, and Furong Huang. Rover: Benchmarking reciprocal cross-modal reasoning for omnimodal generation. *arXiv preprint arXiv:2511.01163*, 2025. 3, 14, 15
- [47] Yaron Lipman, Ricky TQ Chen, Heli Ben-Hamu, Maximilian Nickel, and Matt Le. Flow matching for generative modeling. *arXiv preprint arXiv:2210.02747*, 2022. 2
- [48] Shiyu Liu, Yucheng Han, Peng Xing, Fukun Yin, Rui Wang, Wei Cheng, Jiaqi Liao, Yingming Wang, Honghao Fu, Chunrui Han, Guopeng Li, Yuang Peng, Quan Sun, Jingwei Wu,

- Yan Cai, Zheng Ge, Ranchen Ming, Lei Xia, Xianfang Zeng, Yibo Zhu, Binxing Jiao, Xiangyu Zhang, Gang Yu, and Daxin Jiang. Step1x-edit: A practical framework for general image editing. *arXiv preprint arXiv:2504.17761*, 2025. 6, 7, 2, 11, 12, 13, 14
- [49] Shiyu Liu, Yucheng Han, Peng Xing, Fukun Yin, Rui Wang, Wei Cheng, Jiaqi Liao, Yingming Wang, Honghao Fu, Chunrui Han, et al. Step1x-edit: A practical framework for general image editing. *arXiv preprint arXiv:2504.17761*, 2025. 1, 2, 3, 7
- [50] Yuan Liu, Haodong Duan, Yuanhan Zhang, Bo Li, Songyang Zhang, Wangbo Zhao, Yike Yuan, Jiaqi Wang, Conghui He, Ziwei Liu, et al. Mmbench: Is your multi-modal model an all-around player? In *European conference on computer vision*, pages 216–233. Springer, 2024. 14
- [51] Pan Lu, Hritik Bansal, Tony Xia, Jiacheng Liu, Chunyuan Li, Hannaneh Hajishirzi, Hao Cheng, Kai-Wei Chang, Michel Galley, and Jianfeng Gao. Mathvista: Evaluating mathematical reasoning of foundation models in visual contexts. *arXiv preprint arXiv:2310.02255*, 2023. 14
- [52] Yiyang Ma, Xingchao Liu, Xiaokang Chen, Wen Liu, Chengyue Wu, Zhiyu Wu, Zizheng Pan, Zhenda Xie, Haowei Zhang, Xingkai Yu, et al. Janusflow: Harmonizing autoregression and rectified flow for unified multimodal understanding and generation. In *Proceedings of the Computer Vision and Pattern Recognition Conference*, pages 7739–7751, 2025. 1, 2
- [53] Qingyang Mao, Qi Cai, Yehao Li, Yingwei Pan, Mingyue Cheng, Ting Yao, Qi Liu, and Tao Mei. Visual autoregressive modeling for instruction-guided image editing. *arXiv preprint arXiv:2508.15772*, 2025. 6, 7, 11, 12, 13, 14
- [54] Yuwei Niu, Munan Ning, Mengren Zheng, Weiyang Jin, Bin Lin, Peng Jin, Jiaqi Liao, Chaoran Feng, Kunpeng Ning, Bin Zhu, et al. Wise: A world knowledge-informed semantic evaluation for text-to-image generation. *arXiv preprint arXiv:2503.07265*, 2025. 14
- [55] Kaihang Pan, Siliang Tang, Juncheng Li, Zhaoyu Fan, Wei Chow, Shuicheng Yan, Tat-Seng Chua, Yueting Zhuang, and Hanwang Zhang. Auto-encoding morph-tokens for multimodal llm. *arXiv preprint arXiv:2405.01926*, 2024. 2
- [56] Xichen Pan, Satya Narayan Shukla, Aashu Singh, Zhuokai Zhao, Shlok Kumar Mishra, Jialiang Wang, Zhiyang Xu, Jiahai Chen, Kunpeng Li, Felix Juefei-Xu, et al. Transfer between modalities with metaqueries. *arXiv preprint arXiv:2504.06256*, 2025. 7
- [57] Dustin Podell, Zion English, Kyle Lacey, Andreas Blattmann, Tim Dockhorn, Jonas Müller, Joe Penna, and Robin Rombach. Sdxl: Improving latent diffusion models for high-resolution image synthesis. *arXiv preprint arXiv:2307.01952*, 2023. 13
- [58] Luozheng Qin, Jia Gong, Yuqing Sun, Tianjiao Li, Mengping Yang, Xiaomeng Yang, Chao Qu, Zhiyu Tan, and Hao Li. Uni-cot: Towards unified chain-of-thought reasoning across text and vision. *arXiv preprint arXiv:2508.05606*, 2025. 2
- [59] Alec Radford, Jong Wook Kim, Chris Hallacy, Aditya Ramesh, Gabriel Goh, Sandhini Agarwal, Girish Sastry, Amanda Askell, Pamela Mishkin, Jack Clark, et al. Learning transferable visual models from natural language supervision. In *International conference on machine learning*, pages 8748–8763. PmLR, 2021. 3
- [60] Neal J Roese. Counterfactual thinking. *Psychological bulletin*, 121(1):133, 1997. 14
- [61] Axel Sauer, Frederic Boesel, Tim Dockhorn, Andreas Blattmann, Patrick Esser, and Robin Rombach. Fast high-resolution image synthesis with latent adversarial diffusion distillation. In *SIGGRAPH Asia 2024 Conference Papers*, pages 1–11, 2024. 12
- [62] Team Seedream, Yunpeng Chen, Yu Gao, Lixue Gong, Meng Guo, Qiushan Guo, Zhiyao Guo, Xiaoxia Hou, Weilin Huang, Yixuan Huang, et al. Seedream 4.0: Toward next-generation multimodal image generation. *arXiv preprint arXiv:2509.20427*, 2025. 1, 2, 3, 6, 11, 12, 13, 14
- [63] Yuxin Song, Wenkai Dong, Shizun Wang, Qi Zhang, Song Xue, Tao Yuan, Hu Yang, Haocheng Feng, Hang Zhou, Xinyan Xiao, et al. Query-kontext: An unified multimodal model for image generation and editing. *arXiv preprint arXiv:2509.26641*, 2025. 1, 2
- [64] Quan Sun, Yufeng Cui, Xiaosong Zhang, Fan Zhang, Qiyang Yu, Yueze Wang, Yongming Rao, Jingjing Liu, Tiejun Huang, and Xinlong Wang. Generative multimodal models are in-context learners. In *Proceedings of the IEEE/CVF Conference on Computer Vision and Pattern Recognition*, pages 14398–14409, 2024. 7
- [65] Gemma Team, Aishwarya Kamath, Johan Ferret, Shreya Pathak, Nino Vieillard, Ramona Merhej, Sarah Perrin, Tatiana Matejovicova, Alexandre Ramé, Morgane Rivière, et al. Gemma 3 technical report. *arXiv preprint arXiv:2503.19786*, 2025. 14
- [66] NextStep Team, Chunrui Han, Guopeng Li, Jingwei Wu, Quan Sun, Yan Cai, Yang Peng, Zheng Ge, Deyu Zhou, Haomiao Tang, et al. Nextstep-1: Toward autoregressive image generation with continuous tokens at scale. *arXiv preprint arXiv:2508.10711*, 2025. 6, 11, 12, 13, 14
- [67] Guo-Hua Wang, Shanshan Zhao, Xinjie Zhang, Liangfu Cao, Pengxin Zhan, Lunhao Duan, Shiyin Lu, Minghao Fu, Xiaohao Chen, Jianshan Zhao, et al. Ovis-u1 technical report. *arXiv preprint arXiv:2506.23044*, 2025. 6, 7, 10, 11, 12, 13, 14
- [68] Peiyu Wang, Yi Peng, Yimeng Gan, Liang Hu, Tianyidan Xie, Xiaokun Wang, Yichen Wei, Chuanxin Tang, Bo Zhu, Changshi Li, et al. Skywork unipic: Unified autoregressive modeling for visual understanding and generation. *arXiv preprint arXiv:2508.03320*, 2025. 6, 10, 11, 12, 13, 14
- [69] Peng Wang, Yichun Shi, Xiaochen Lian, Zhonghua Zhai, Xin Xia, Xuefeng Xiao, Weilin Huang, and Jianchao Yang. Seedit 3.0: Fast and high-quality generative image editing. *arXiv preprint arXiv:2506.05083*, 2025. 1, 2, 3
- [70] Weiyun Wang, Zhangwei Gao, Lixin Gu, Hengjun Pu, Long Cui, Xingguang Wei, Zhaoyang Liu, Linglin Jing, Shenglong Ye, Jie Shao, et al. Internv1.5: Advancing open-source multimodal models in versatility, reasoning, and efficiency. *arXiv preprint arXiv:2508.18265*, 2025. 6, 11, 12, 13, 14
- [71] Xinlong Wang, Xiaosong Zhang, Zhengxiong Luo, Quan Sun, Yufeng Cui, Jinsheng Wang, Fan Zhang, Yueze Wang,

- Zhen Li, Qiyang Yu, et al. Emu3: Next-token prediction is all you need. *arXiv preprint arXiv:2409.18869*, 2024. 7
- [72] Yuhang Wang, Siwei Yang, Bingchen Zhao, Letian Zhang, Qing Liu, Yuyin Zhou, and Cihang Xie. Gpt-image-edit-1.5 m: A million-scale, gpt-generated image dataset. *arXiv preprint arXiv:2507.21033*, 2025. 1, 2
- [73] Hongyang Wei, Baixun Xu, Hongbo Liu, Cyrus Wu, Jie Liu, Yi Peng, Peiyu Wang, Zexiang Liu, Jingwen He, Yidan Xietian, et al. Skywork unipic 2.0: Building kontekst model with online rl for unified multimodal model. *arXiv preprint arXiv:2509.04548*, 2025. 6, 11, 12, 13, 14
- [74] Jason Wei, Xuezhi Wang, Dale Schuurmans, Maarten Bosma, Fei Xia, Ed Chi, Quoc V Le, Denny Zhou, et al. Chain-of-thought prompting elicits reasoning in large language models. *Advances in neural information processing systems*, 35:24824–24837, 2022. 14
- [75] Chengyue Wu, Xiaokang Chen, Zhiyu Wu, Yiyang Ma, Xingchao Liu, Zizheng Pan, Wen Liu, Zhenda Xie, Xingkai Yu, Chong Ruan, et al. Janus: Decoupling visual encoding for unified multimodal understanding and generation. In *Proceedings of the Computer Vision and Pattern Recognition Conference*, pages 12966–12977, 2025. 2
- [76] Chenfei Wu, Jiahao Li, Jingren Zhou, Junyang Lin, Kaiyuan Gao, Kun Yan, Sheng ming Yin, Shuai Bai, Xiao Xu, Yilei Chen, Yuxiang Chen, Zecheng Tang, Zekai Zhang, Zhengyi Wang, An Yang, Bowen Yu, Chen Cheng, Dayiheng Liu, Deqing Li, Hang Zhang, Hao Meng, Hu Wei, Jingyuan Ni, Kai Chen, Kuan Cao, Liang Peng, Lin Qu, Minggang Wu, Peng Wang, Shuting Yu, Tingkun Wen, Wensen Feng, Xiaoxiao Xu, Yi Wang, Yichang Zhang, Yongqiang Zhu, Yujia Wu, Yuxuan Cai, and Zenan Liu. Qwen-image technical report, 2025. 6, 2, 11, 12, 13, 14
- [77] Chenyuan Wu, Pengfei Zheng, Ruirao Yan, Shitao Xiao, Xin Luo, Yueze Wang, Wanli Li, Xiyan Jiang, Yexin Liu, Junjie Zhou, Ze Liu, Ziyi Xia, Chaofan Li, Haoge Deng, Jiahao Wang, Kun Luo, Bo Zhang, Defu Lian, Xinlong Wang, Zhongyuan Wang, Tiejun Huang, and Zheng Liu. Omnigen2: Exploration to advanced multimodal generation. *arXiv preprint arXiv:2506.18871*, 2025. 6, 7, 10, 11, 12, 13, 14
- [78] Yongliang Wu, Zonghui Li, Xinting Hu, Xinyu Ye, Xianfang Zeng, Gang Yu, Wenbo Zhu, Bernt Schiele, Ming-Hsuan Yang, and Xu Yang. Kris-bench: Benchmarking next-level intelligent image editing models. *arXiv preprint arXiv:2505.16707*, 2025. 3
- [79] Bin Xia, Bohao Peng, Yuechen Zhang, Junjie Huang, Jiyang Liu, Jingyao Li, Haoru Tan, Sitong Wu, Chengyao Wang, Yitong Wang, et al. Dreamomni2: Multimodal instruction-based editing and generation. *arXiv preprint arXiv:2510.06679*, 2025. 1, 2
- [80] Shitao Xiao, Yueze Wang, Junjie Zhou, Huaying Yuan, Xingrun Xing, Ruirao Yan, Chaofan Li, Shuting Wang, Tiejun Huang, and Zheng Liu. Omnigen: Unified image generation. In *Proceedings of the IEEE/CVF Conference on Computer Vision and Pattern Recognition*, pages 13294–13304, 2025. 6, 7, 10, 11, 12, 13, 14
- [81] Jinheng Xie, Zhenheng Yang, and Mike Zheng Shou. Showo2: Improved native unified multimodal models. *arXiv preprint arXiv:2506.15564*, 2025. 1, 7
- [82] Shilin Xu, Yanwei Li, Rui Yang, Tao Zhang, Yueyi Sun, Wei Chow, Linfeng Li, Hang Song, Qi Xu, Yunhai Tong, et al. Mixed-rl: Unified reward perspective for reasoning capability in multimodal large language models. *arXiv preprint arXiv:2505.24164*, 2025. 3
- [83] Yi Xu, Chengzu Li, Han Zhou, Xingchen Wan, Caiqi Zhang, Anna Korhonen, and Ivan Vulić. Visual planning: Let’s think only with images. *arXiv preprint arXiv:2505.11409*, 2025. 14
- [84] Junyan Ye, Dongzhi Jiang, Zihao Wang, Leqi Zhu, Zhenghao Hu, Zilong Huang, Jun He, Zhiyuan Yan, Jinghua Yu, Hongsheng Li, et al. Echo-4o: Harnessing the power of gpt-4o synthetic images for improved image generation. *arXiv preprint arXiv:2508.09987*, 2025. 1, 2, 3
- [85] Yang Ye, Xianyi He, Zongjian Li, Bin Lin, Shenghai Yuan, Zhiyuan Yan, Bohan Hou, and Li Yuan. Imgedit: A unified image editing dataset and benchmark. *arXiv preprint arXiv:2505.20275*, 2025. 1, 2, 14
- [86] Qifan Yu, Wei Chow, Zhongqi Yue, Kaihang Pan, Yang Wu, Xiaoyang Wan, Juncheng Li, Siliang Tang, Hanwang Zhang, and Yueting Zhuang. Anyedit: Mastering unified high-quality image editing for any idea. In *Proceedings of the Computer Vision and Pattern Recognition Conference*, pages 26125–26135, 2025. 1, 2, 6, 7, 11, 12, 13, 14
- [87] Weihao Yu, Zhengyuan Yang, Linjie Li, Jianfeng Wang, Kevin Lin, Zicheng Liu, Xinchao Wang, and Lijuan Wang. Mm-vet: Evaluating large multimodal models for integrated capabilities. *arXiv preprint arXiv:2308.02490*, 2023. 14
- [88] Xiang Yue, Yuansheng Ni, Kai Zhang, Tianyu Zheng, Ruqi Liu, Ge Zhang, Samuel Stevens, Dongfu Jiang, Weiming Ren, Yuxuan Sun, et al. Mmmu: A massive multi-discipline multimodal understanding and reasoning benchmark for expert agi. In *Proceedings of the IEEE/CVF Conference on Computer Vision and Pattern Recognition*, pages 9556–9567, 2024. 7, 14
- [89] Jieyu Zhang, Weikai Huang, Zixian Ma, Oscar Michel, Dong He, Tanmay Gupta, Wei-Chiu Ma, Ali Farhadi, Aniruddha Kembhavi, and Ranjay Krishna. Task me anything. In *Thirty-Eighth Annual Conference on Neural Information Processing Systems Datasets and Benchmarks Track*, 2024. 5, 10
- [90] Kai Zhang, Lingbo Mo, Wenhui Chen, Huan Sun, and Yu Su. Magicbrush: A manually annotated dataset for instruction-guided image editing. *Advances in Neural Information Processing Systems*, 36, 2024. 1, 2, 7
- [91] Haozhe Zhao, Xiaojian Ma, Liang Chen, Shuzheng Si, Ru-jie Wu, Kaikai An, Peiyu Yu, Minjia Zhang, Qing Li, and Baobao Chang. Ultraedit: Instruction-based fine-grained image editing at scale. *arXiv preprint arXiv:2407.05282*, 2024. 6, 7, 11, 12, 13, 14
- [92] Siheng Zhao, Jiageng Mao, Wei Chow, Zeyu Shangguan, Tianheng Shi, Rong Xue, Yuxi Zheng, Yijia Weng, Yang You, Daniel Seita, et al. Robot learning from any images. In *Conference on Robot Learning*, pages 4226–4245. PMLR, 2025. 15
- [93] Xiangyu Zhao, Peiyuan Zhang, Kexian Tang, Xiaorong Zhu, Hao Li, Wenhao Chai, Zicheng Zhang, Renqiu Xia, Guangtao Zhai, Junchi Yan, et al. Envisioning beyond the pix-

- els: Benchmarking reasoning-informed visual editing. *arXiv preprint arXiv:2504.02826*, 2025. [3](#)
- [94] Chunting Zhou, Lili Yu, Arun Babu, Kushal Tirumala, Michihiro Yasunaga, Leonid Shamis, Jacob Kahn, Xuezhe Ma, Luke Zettlemoyer, and Omer Levy. Transfusion: Predict the next token and diffuse images with one multi-modal model. *arXiv preprint arXiv:2408.11039*, 2024. [1](#), [2](#)
- [95] Wanrong Zhu, Jack Hessel, Anas Awadalla, Samir Yitzhak Gadre, Jesse Dodge, Alex Fang, Youngjae Yu, Ludwig Schmidt, William Yang Wang, and Yejin Choi. Multimodal c4: An open, billion-scale corpus of images interleaved with text. *Advances in Neural Information Processing Systems*, 36:8958–8974, 2023. [14](#)

WEAVE: Unleashing and Benchmarking the In-context Interleaved Comprehension and Generation

Supplementary Material

Contents

1. Introduction	1
2. Related Works	2
3. WEAVE	3
3.1. Data Collection	3
3.2. Evaluation Settings and Metrics	3
3.3. Data Statics	5
4. Experiment	5
4.1. WEAVEBench	5
4.2. Train on WEAVE-100k	6
4.3. Quality Analysis.	7
4.4. Reliability of Judge Usage	7
5. Conclusion	8
A Weave Analysis	2
A.1. Collection Process	2
A.2. Data Source for WEAVEBench	3
A.3. Statistics	4
B. Experiment Details	4
B.1. Evaluation Prompts	4
B.2. Training Details	6
B.3. Details on Benchmarks and Metrics	9
B.4. Baselines Details	10
C More Related Works	14
D Additional Examples for WEAVE	15
D.1. Additional Examples for WEAVE-100k	15
D.2. More example for WEAVEBench	15
E. Broader Impact	15

A. Weave Analysis

A.1. Collection Process

To ensure the quality of the generated data, we incorporated manual sampling verification into the design process of each pipeline to validate the success rate after filtering. Specifically, we utilized four pipelines, each with integrated quality assurance mechanisms.

(i) *Multi-image fusion*: We achieved reference to previous iterations by fusing edited or directly generated images. For image fusion data, we utilized two primary sources. First, we leveraged the multi-image fusion dataset from Echo-4o [84], where image fusion was initially performed using GPT-Image. Due to quality inconsistencies in this dataset, we regenerated images using Seedream 4.0 [62] and refined instructions with GPT-4.1. Second, we generated single-round image fusion instructions with GPT-4.1, including original image captions. We then produced original images using Qwen-Image [76], substituting sub-optimal generations with Seedream 4.0 outputs, and performed multi-image fusion using Seedream 4.0. Building upon these single-round fusion data, we employed GPT-4.1 to annotate image editing instructions for the original images, categorizing them into five types: 'add', 'remove', 'replace', 'color alter', and 'background change' following the taxonomy in [3]. We subsequently applied Step1X-Edit(v1.2) [48] for single-round editing. For images failing our quality verification protocol, we utilized Nano Banana [20] for additional refinement. Finally, GPT-4.1 provided reverse instructions and captions for edited images. We used these edited images as originals and multi-fusion input images as edited results, concatenating the data to create comprehensive multi-round editing and multi-image fusion sequences.

(ii) *Remove-then-back*: We employed GPT-4.1 [1] to generate instructions for multi-round editing. Specifically, we designed the instructions such that one round would require adding back an object that had been previously removed or replaced in an earlier round. Following instruction generation, we implemented a filtering process wherein approximately 25% of instructions successfully met our criteria. The filtered instructions were subsequently utilized to generate outputs using Seedream 4.0 [62] and Nano Banana [20], after which we retained the superior generation based on qualitative assessment.

(iii) *Derivative imagination and comparison*: We incorporated methods for deriving or imagining alternative solu-

tions or new images before fusion. Due to the inherent challenges in automating LLMs to generate associative content or editing data, we adapted chess game and visual jigsaw datasets from Zebra-CoT [45] using GPT-4.1 for both recombination and self-verification processes. Specifically, we modified the abbreviated chess notations into explicit editing instructions to mitigate potential comprehension difficulties in generative models when interpreting condensed commands.

(iv) *Sequential procedures*: We implemented sequential edits following narrative progressions or structured operations requiring visual memory during generation. This approach was particularly effective for scenarios where characters disappear and subsequently reappear within narratives. Multiple editing rounds on identical scenes evaluated model consistency maintenance capabilities. Our pipeline employed GPT-4.1 to generate instructions satisfying three requirements: (1) multi-step processes requiring visual representation at each stage, (2) explicit inter-step relationships, and (3) identifiable animated characters. To maximize generation diversity, we utilized the 12 categories defined in Table 6 to produce editing instructions. These constraints imposed significant demands on generative models; even state-of-the-art systems such as Seedream 4.0 [62] and Nano Banana [20] failed to produce high-quality data without human supervision. Consequently, we allocated GPT-4.1-generated, human-screened story-based content to the test set, while retaining numerous multi-round editing examples identified during the filtering process for training. For data annotation, we employed SeedEdit 3.0 [69] and Nano Banana [20], while test set generation utilized Seedream 4.0 [62] and Nano Banana [20]. When using Nano Banana, we observed that providing style reference images improved generation quality. Therefore, we curated a set of style reference images, as shown in Figure 8.

Post-verification Process We identified frequent editing failures within the Nano Banana framework and implemented a supplementary verification protocol employing GPT-4.1 for processed data evaluation. Problematic samples were detected using CLIP similarity metrics [59]. Samples exhibiting abnormally high similarity scores underwent re-editing via Step1X v1.2. Unmodified samples following this secondary editing attempt—identified through joint supervision by CLIP and Qwen3-VL-4B metrics—were systematically excluded from the dataset while maintaining referential integrity of image identifiers.

Comprehension Extension To incorporate comprehension tasks into our dataset, we randomly sampled from the filtered generated data and expanded it using GPT-4.1. Each data point was annotated with at most one turn. The comprehension tasks primarily consisted of captioning tasks, questions regarding quantities and relationships within images, and a small subset of knowledge-based in-

quiries [4, 35, 82].

A.2. Data Source for **WEA**VEBench

WEAVEBench primarily utilizes web-collected data, with select images refined using SeedEdit 3.0. The jigsaw and chess game images are sourced from Zebra-CoT [45], while various optical and physical phenomena images are drawn from PhysBench [19]. Additionally, the dataset incorporates synthetically generated images from three models: Seedream 4.0 [62], Nano Banana [20], and SeedEdit 3.0 [69].

Domain Type	#Chats
Multi-image Fusion	
GPT-Image	72348
SeeDream	3648
Recall	1369
Animals	91
Architecture	74
Cartoon	135
Fashion	73
Fantasy	126
Food	116
Nature Landscapes	164
Plants	54
Products	77
Real Human	347
Sports	49
Vehicles	63
Edit	19903
None	18261
Animals	263
Architecture	114
Cartoon	96
Fashion	141
Fantasy	98
Food	234
Nature Landscapes	105
Plants	97
Products	164
Real Human	136
Sports	98
Vehicles	96
Visual Jigsaw	1286
None	1286
Chess Game	2196
None	2196
Total	100750

Table 5. The detailed statistics of the **WEA**VE-100k dataset.




Figure 8. Image style examples used in Nano bana inference.

A.3. Statistics

While Section 3.3 presents the proportional distribution of various data types in [WEAVE-100k](#) and [WEAVEBench](#), Table 5 in this section provides a more granular breakdown of the composition of sub-domains and domains within the complete [WEAVE-100k](#) dataset.

B. Experiment Details

B.1. Evaluation Prompts

We employ GPT-4o [1] as our evaluation judge for the main experimental results presented in Figure 2. The evaluation prompts used to assess the four dimensions—Key Point Correctness, Visual Consistency, Image Quality, and Accuracy—are illustrated in Figures 9, 10, 11, and 12, respectively.

Table 6. Dataset categories with main content, scenarios, and editable dimensions.

Category	Main Content	Scenarios	Editable Dimensions
Food & Drink	Staples, snacks, desserts, fruits, beverages (hot/cold)	Dining tables, restaurants, street stalls, picnics, festive banquets	Ingredient substitution, plating style, scene modification, style adjustment
Real Humans	Portraits, full-body, half-body, group photos; Actions: standing, walking, exercising, socializing, working	Indoor/outdoor, offices, streets, event venues	Clothing change, pose adjustment, background modification, expression change
Animals & Pets	Pets (cats, dogs, rabbits, birds), farm animals (cattle, sheep, horses), wildlife (lions, elephants, bears), marine life (fish, dolphins, whales), insects & reptiles (butterflies, spiders, snakes), mythical creatures (dragons, unicorns, phoenix); Actions: playing, running, sleeping, eating, flying, swimming	Homes, parks, zoos, natural habitats, aquariums	Breed change, color variation, accessory addition, scene switching, pose adjustment
Architecture & Interior	Exteriors (modern buildings, historical structures, skyscrapers, bridges, churches, castles), interiors (living rooms, bedrooms, kitchens, offices, cafés); Styles: modern, vintage, industrial, Nordic, Japanese, Chinese	City skylines, countryside, historic districts, campus landscapes	Style change, furniture replacement, lighting adjustment, seasonal variation, decoration modification
Nature & Landscapes	Terrain (mountains, canyons, plains, deserts, glaciers), water bodies (oceans, lakes, rivers, waterfalls), vegetation (forests, grasslands, bamboo groves, rainforests), sky (sunrise, sunset, starry sky, aurora, sea of clouds); Seasons: spring, summer, autumn, winter; Weather: sunny, rainy, foggy, snowy, stormy	Natural environments	Weather change, time transition, seasonal switching, color adjustment, natural element addition
Products & Objects	Electronics (phones, earbuds, cameras, laptops, tablets), fashion accessories (watches, bags, jewelry, sunglasses), cosmetics (perfume, lipstick, skincare), home goods (lamps, vases, cushions, tableware), books, stationery, toys, sports equipment	White background, display stands, lifestyle scenes, desktops, outdoor settings	Color variation, material change, arrangement combination, background switching, lighting adjustment
Cartoon & Stylized Characters	Anime characters (Japanese anime, manga), Western cartoons (Disney/Pixar, American comics), 3D characters (game characters, virtual avatars), mascots & avatars (brand mascots, social media avatars), Q-version/Chibi, fantasy hybrids (robots, elves, monsters, hybrid creatures)	Fantasy worlds, modern cities, space, magic academies	Clothing change, expression adjustment, color scheme change, scene switching, style transformation
Flowers & Plants	Flowers (roses, tulips, cherry blossoms, sunflowers, peonies, orchids), plants (potted plants, succulents, foliage plants, trees, vines)	Gardens, vases, outdoors, greenhouses, balconies, floral arrangements	Species change, color variation, layout adjustment, background modification, seasonal change
Vehicles	Land (cars, motorcycles, bicycles, buses, trains), air (airplanes, helicopters, hot air balloons), water (yachts, sailboats, ferries, speedboats); Views: side, front, aerial, interior	City streets, highways, racetracks, parking lots, airports, ports, showrooms	Color change, model replacement, background modification, modification addition, lighting adjustment
Fantasy & Sci-Fi	Sci-fi elements (spaceships, aliens, robots, futuristic cities, cyberpunk streets), fantasy elements (magic scenes, fantasy creatures, magic academies, elf forests, dragon lairs), surreal art (dreamscapes, geometric abstractions, spacetime distortions)	Space stations, alien planets, magic worlds, parallel universes	Creature replacement, environment change, effect addition, atmosphere adjustment, style transformation
Sports & Fitness	Ball sports (basketball, soccer, tennis, volleyball, golf), fitness activities (yoga, running, weightlifting, swimming, cycling), extreme sports (rock climbing, skiing, surfing, skydiving), equipment (gym machines, sports gear)	Stadiums, gyms, outdoor fields, pools, competition venues	Action variation, equipment change, scene switching, sport type change
Fashion & Clothing	Apparel (dresses, suits, casual wear, sportswear, formal wear), accessories (shoes, hats, scarves, belts), display methods (hangers, mannequins, flat lay); Styles: streetwear, elegant, athletic, business, vintage	Runways, street photography, studios, stores, fashion exhibitions	Color/pattern variation, style adjustment, combination matching, scene switching

Prompt for Key point Checklist

Image Generation Evaluation Framework

You are a strict and professional visual evaluation specialist with expertise in assessing AI-generated images. Your task is to determine how accurately and effectively a generated image fulfills the specified instructions, using a structured evaluation methodology.

Input Structure

For each evaluation, you will receive:

1. **Generated Image**: The final output image created by an AI system
2. **Task Instructions**: A detailed set of requirements that includes:
 - One or more reference images
 - Specific modification requirements for each reference image

Evaluation Criteria

Evaluate the generated image based on these key dimensions:

1. **Requirement Fulfillment** (70% weight)
 - Accuracy: How precisely each requested modification was implemented
 - Completeness: Whether all specified changes were executed
 - Fidelity: How well important elements from the reference were preserved
2. **Visual Quality** (30% weight)
 - Coherence: Natural integration of modifications without artifacts
 - Composition: Balanced visual arrangement maintaining artistic integrity
 - Detail: Appropriate level of detail in modified elements

Evaluation Process

1. **Initial Assessment**: First examine both the reference and generated images side by side
2. **Systematic Review**: Analyze each instruction requirement individually
3. **Requirement Tracking**: Create a mental checklist to ensure no requirements are overlooked
4. **Visual Verification**: Identify specific visual evidence for each implementation success or failure
5. **Holistic Scoring**: Consider both technical execution and artistic integrity in your final score

Scoring Guidelines

- **9-10**: Exceptional execution with virtually all requirements perfectly implemented
- **7-8**: Strong implementation with minor oversights or quality issues
- **5-6**: Adequate implementation with noticeable flaws in several requirements
- **3-4**: Partial implementation with significant omissions or quality issues
- **0-2**: Poor implementation with most requirements missed or poorly executed

Output Format

Provide your evaluation in strict JSON format:

```
```json
{
 "score": 0-10,
 "reasoning": "Simple explanation of your assessment"
}
```

### ## Important Notes

- Evaluate ALL task instructions comprehensively, not just the most obvious ones
- Consider both what was added/modified AND what was correctly preserved
- Be precise in your reasoning, citing specific visual elements as evidence
- Focus on objective evaluation rather than subjective aesthetic preferences
- Consider technical difficulty when assessing complex modifications

Now:

Generated Image is <image>\n

Task Instructions is:

Figure 9. Prompt for Evaluating Key Point Correctness.

## B.2. Training Details

We trained the model on  $8 \times$  NVIDIA H100 GPUs with the batch size per GPU set to 1, for a total of 30,000 training steps, requiring approximately 60 hours of compute time. Due to the token-intensive nature of images in the Bagel dataset, many of our samples contained more than three images within a single conversation turn. Concatenating these

into multi-turn dialogues would exceed the maximum context length of the H100 GPUs. Therefore, we implemented a random sampling approach where we selected individual conversation turns for training rather than including complete dialogue sequences. Additionally, our dataset utilized the notation “Image #3” to reference specific images. Since our methodology involved randomly selecting single turns, we refined these numerical references to correctly reflect the



## Prompt for Visual Consistency

### # Image Consistency Evaluation Framework

You are a meticulous, uncompromising visual forensics expert with exceptional attention to detail. Your mission is to conduct a pixel-level analysis of image consistency, applying the strictest possible standards in your evaluation. You will assess with scientific precision whether non-target elements maintain perfect visual fidelity with reference images.

### ## Input Structure

You will receive:

1. **Generated Image**: The result image for the composition of task instructions
2. **Task Instructions**: One or more specific requirements, each containing: A reference image modification requirements

### ## Your Primary Objective

Evaluate whether **non-target elements** in the generated image remain **visually consistent** with the reference images included in the task instructions. Focus exclusively on elements that should NOT have changed according to the requirements.

### ## Consistency Evaluation Guidelines

#### ### Elements That Must Remain Consistent

- **Background Elements**: Environment, scenery, setting details not mentioned in tasks
- **Unrelated Objects**: Items not involved in the editing process
- **Structural Elements**: Basic composition, layout, perspective (unless specified for change)
- **Identity Preservation**: People, animals, or objects should maintain their core characteristics
- **Style Consistency**: Overall visual style, lighting conditions, color palette

#### ### Elements Expected to Change

- **Target Objects**: Items explicitly mentioned in task instructions
- **Direct Consequences**: Changes that logically result from the intended transformations
- **Process Effects**: Visual effects directly caused by the editing process

### ## Evaluation Process

1. **Identify Task Requirements**: Analyze each task instruction and its associated reference image
2. **Identify Target Elements**: Clearly define what should change based on task instructions
3. **Identify Preservation Elements**: Determine what should remain unchanged
4. **Compare Preservation Quality**: Assess how well non-target elements maintained consistency with reference images
5. **Evaluate Impact**: Determine how many inconsistencies affect overall visual coherence

### ## Scoring Scale (0-10)

| Score | Description |

|-----|-----|

- | **10** | **Absolute Perfection**: Forensic analysis reveals zero detectable differences in any non-target element |
- | **9** | **Near-Perfect**: Microscopic deviations detectable only through pixel-level analysis |
- | **8** | **Superior**: Minimal deviations visible only under intense scrutiny |
- | **7** | **Highly Proficient**: Minor inconsistencies visible upon close inspection |
- | **6** | **Proficient**: Small but noticeable inconsistencies in non-target elements |
- | **5** | **Borderline Acceptable**: Multiple clear inconsistencies affecting visual coherence |
- | **4** | **Substandard**: Numerous obvious inconsistencies compromising visual integrity |
- | **3** | **Deficient**: Significant inconsistencies creating visual dissonance |
- | **2** | **Severely Deficient**: Major alterations rendering non-target elements barely recognizable |
- | **1** | **Critical Failure**: Extreme inconsistencies with fundamental breakdown of visual coherence |
- | **0** | **Complete Corruption**: Non-target elements utterly transformed, bearing no resemblance to references |

### ## Output Format

Provide your evaluation in strict JSON format:

```
```json
{
  "score": 0-10,
  "reasoning": "Simple explanation of your assessment"
}
```

Important Notes:

- You will be evaluating a generated image against reference images embedded within multiple task instructions
- Each task instruction contains both a reference image and specific requirements for changes
- You must consider all tasks comprehensively when evaluating consistency
- Focus solely on whether elements that should NOT have changed remained consistent with their appearance in the reference images

Now

Generated Image is <image>\n

Task Instructions is

Figure 10. Prompt for Evaluating Visual Consistency.

Prompt for Image Quality

You are an uncompromising and professional image quality assessor specializing in AI-generated content evaluation.

You will be given:

1. **Generated Image**: an AI-generated image to evaluate

Your Objective:

Evaluate the **perceptual quality** of the AI-generated image, focusing on technical excellence, visual coherence, and absence of generation artifacts.

Quality Assessment Dimensions:

Structural Coherence

- **Anatomy/Geometry**: Correct proportions, realistic structures, proper object shapes
- **Spatial Relationships**: Logical positioning, appropriate scale relationships
- **Compositional Logic**: Coherent scene layout, proper perspective

Visual Fidelity

- **Texture Quality**: Realistic surface textures, appropriate material appearance
- **Detail Clarity**: Sharp important details, appropriate level of detail throughout
- **Color Accuracy**: Natural color distribution, proper lighting/shadow

Generation Artifacts

- **Duplication Issues**: Repeated elements, phantom objects, merged features
- **Blending Problems**: Unnatural transitions, ghosting effects, edge artifacts
- **Distortion Errors**: Warped features, impossible geometries, scale inconsistencies

Overall Naturalness

- **Photorealism**: Does the image look natural and believable?
- **Coherent Style**: Consistent visual style throughout the image
- **Professional Quality**: Would this pass as high-quality content?

Evaluation Scale (0 to 10):

- **9-10 Exceptional Quality**: **Professional-grade image** with **no noticeable artifacts or flaws**; perfect technical excellence and photorealistic quality
- **7-8 Very Good Quality**: **High-quality image** with **minimal flaws** that don't affect overall impression
- **5-6 Good Quality**: **Decent image** with **some noticeable flaws** but overall usable
- **3-4 Fair Quality**: **Multiple noticeable flaws** that somewhat detract from image usability
- **1-2 Poor Quality**: **Multiple significant flaws** that severely detract from image usability
- **0 Unusable Quality**: **Major structural problems**, severe artifacts, completely unusable

Important Note:

If the input is a composite of multiple images (collage, grid, multiple separate images combined) rather than a single coherent image, the maximum possible score is 4, regardless of quality.

Reasoning Steps:

1. **Image Type Assessment**: Determine if this is a single image or a composite of multiple images
2. **Structural Analysis**: Assess geometric and anatomical correctness
3. **Fidelity Evaluation**: Check texture, detail, and color quality
4. **Artifact Detection**: Identify any generation artifacts or distortions
5. **Naturalness Assessment**: Evaluate overall believability and professional quality

Input: <image>\n

Output Format:

You must return your evaluation as a JSON object with the following structure:

```
```\njson\n{\n  "score": 0-10,\n  "reasoning": "Simple explanation of your assessment"\n}\n```\n
```

Note: The score must be an integer value between 0 and 10.

Figure 11. Prompt for Evaluating Image Quality.

### Prompt for Key point Checklist

You are a careful expert answer evaluator with deep analytical capabilities.

You will be given:

1. **Standard Answer**: The correct answer or reference solution
2. **Generated Answer**: An answer to evaluate against the standard

Your Objective:

Evaluate how closely the generated answer matches the standard answer in terms of correctness, completeness, and accuracy.

## Evaluation Dimensions:

### Content Accuracy

- **Factual Correctness**: Whether facts, data, and information are correct
- **Conceptual Alignment**: Whether key concepts and ideas match the standard
- **Error Presence**: Absence of incorrect statements or misunderstandings

### Completeness

- **Key Points Coverage**: Whether all essential points from standard are covered
- **Detail Level**: Appropriate depth of information compared to standard
- **Scope Alignment**: Whether the generated answer stays within the proper scope

## Scoring System (0, 5, or 10 only):

- **10 - Excellent Match**: The generated answer contains all key information from the standard answer with no significant errors or omissions. It may use different wording but conveys the same meaning and reaches the same conclusions.

- **5 - Partial Match**: The generated answer contains some key information from the standard answer but has notable omissions or errors. It partially addresses the question but misses important elements or includes some incorrect information.

- **0 - Poor Match/Mismatch**: The generated answer is substantially different from the standard answer, contains major factual errors, misses most key points, or demonstrates fundamental misunderstanding of the question.

## Reasoning Steps:

1. **Content Comparison**: Identify key points in both answers and compare them
2. **Gap Analysis**: Determine what important information is missing from the generated answer
3. **Error Detection**: Identify any incorrect information in the generated answer
4. **Holistic Assessment**: Consider the overall effectiveness of the generated answer compared to standard

## Output Format:

You must return your evaluation as a JSON object with the following structure:

```
{
 "score": 0|5|10,
 "reasoning": "Simple explanation of your assessment"
}
```

Note: The score must be exactly 0, 5, or 10 with no other values permitted.

Now:

Standard Answer is : {standard\_answer}

Generated Answer is : {generated\_answer}

Figure 12. Prompt for Evaluating Comprehension Accuracy.

sequential position of images in the post-processing phase. During training, we employed the following hyperparameters: maximum latent size of 64, learning rate of  $2 \times 10^{-5}$ , maximum number of tokens set to 11,520, maximum tokens per sample limited to 10,240, vision transformer conditional dropout probability of 0, and exponential moving average (EMA) decay rate of 0.9999.

### B.3. Details on Benchmarks and Metrics

**Score Weights** The importance across evaluation dimensions varies considerably. For instance, in editing tasks, ful-

fillment of requirements—specifically the Key Points (KP) mentioned in Section 3.2—is paramount. We employ the following scoring methodology: For generation tasks exclusively, the composite score is calculated as:

$$\text{Score} = 0.50 \cdot \text{KP} + 0.20 \cdot \text{VC} + 0.30 \cdot \text{IQ} \quad (1)$$

When evaluating unified models for both generation and comprehension tasks, the scoring formula becomes:

$$\text{Score} = 0.40 \cdot \text{KP} + 0.10 \cdot \text{VC} + 0.20 \cdot \text{IQ} + 0.30 \cdot \text{ACC} \quad (2)$$

For comprehension tasks in isolation, we report ACC di-

rectly.

**Detailed Results for WEAVERBench** The leaderboard scores for WEAVERBench are presented in Table 2. Detailed performance metrics for each model across the four major categories—Science, Creation, Logic, and Game—are provided in Table 7, Table 8, Table 9, and Table 10, respectively.

**History Usage.** Evaluations were conducted under three distinct in-context conditions: (1) *no history* (single-turn generation without contextual information), (2) *partial history* (incorporating only self-generated images with explicitly mentioned visual context, excluding prior interactions), and (3) *complete history* (incorporating all previous interactions). For image placement, we implemented two configurations: “yes-first,” where images appear at their first mention position, and “yes-front,” where all images are consolidated at the beginning of the input (results reported in Table 2). We denote the use of ground truth images in history as “yes-gt” in Figure 6, which was implemented based on the “yes-front” configuration. In the implementation of complete history, VLMs had access to all historical dialogue, while generative models only received historical images as input, since most cannot process dialogue information (with limited exceptions such as nano-banana). Consequently, we adopted the approach of providing only images as historical context.

**Image Concatenation Methodology.** For models incapable of processing sequence-format inputs, we implemented a concatenation approach following established precedents [19, 24, 24, 25, 89]. Specifically, images were arranged horizontally in a single row, with sequential numerical identifiers annotated in the upper-left corner of each image. We observed that after implementing the concatenation approach, certain models such as Step1X were unable to distinguish which specific image required editing, and continued to maintain the original dimensions in their outputs. Consequently, when presenting examples in Table 7, we extracted the relevant portions and rescaled them to either their original dimensions or to dimensions consistent with other models for comparative display purposes.

#### B.4. Baselines Details

We evaluated 4 LLMs, 7 Edit models, and 11 UMMs on WEAVERBench as presented in Table 2. In this section, we provide detailed information regarding the parameter configurations for these models.

##### Unified Models

- *Bagel* [22] is an open-source multimodal foundation model comprising 7B active parameters (14B total) trained on large-scale interleaved multimodal data. Bagel

demonstrates superior performance relative to state-of-the-art open-source VLMs across standard multimodal understanding benchmarks. Concurrently, it achieves text-to-image generation quality comparable to specialized models such as Stable Diffusion 3. Throughout our experimental evaluation, we adhere to the officially recommended parameters and prompting strategies. Bagel-Zebra [45] is a variant of the model that has been fine-tuned using the Zebra-Chain-of-Thought (Zebra-COT) methodology [45].

- *OmniGen2* [77] represents a unified multimodal generative framework exhibiting enhanced computational efficiency and modeling capacity. Unlike its predecessor OmniGen v1, OmniGen2 implements a dual-pathway decoding architecture with modality-specific parameters for text and image generation, coupled with a decoupled image tokenization mechanism. For our experimental evaluation, we configure the temporal offset parameter to 3.0, the text guidance scale to 5.0, and the image guidance scale to 1.5. The negative prompt is specified as "`((deformed))`, blurry, over saturation, bad anatomy, disfigured, poorly drawn face, mutation, mutated, (extra\_limb), (ugly), (poorly drawn hands), fused fingers, messy drawing, broken legs censor, censored, censor\_bar". All inference procedures employ a 50-step sampling schedule.
- *OmniGen* [80] is a unified image generation model capable of producing a wide range of images from multimodal prompts. This model was open-sourced by the Beijing Academy of Artificial Intelligence (BAAI). For our implementation, we utilize the following parameters: height=1024, width=1024, guidance\_scale=2.5, img\_guidance\_scale=1.6, and seed=0.
- *Ovis-U1* [67] is a unified model for multimodal understanding, text-to-image generation, and image editing, open-sourced by Alibaba’s AIDC group. We employ the following parameters: steps=50, img\_cfg=1.5, and txt\_cfg=6. It should be noted that Ovis’s generation tasks only support single-image input; therefore, for data with two or more images, we implemented image concatenation. The understanding tasks, however, support multiple sequential image inputs.
- *UniPic* [68] is Skywork’s unified generation and understanding model, encompassing three variants:
  - UniPic-1.0 — 1.5B parameters, employing Unified Autoregressive Modeling for joint visual understanding and generation, enabling a single transformer to handle both perception and synthesis tasks.
  - UniPic-2.0 Series — SD3.5M-Kontext and MetaQuery variants based on Efficient Architectures with Diffusion Post-Training, delivering state-of-the-art perfor-



	Size	In-context	Modality	Format	KP	VC	IQ	ACC	Avg
Intern3.5-VL [70]	8B	✓		→	-	-	-	0.114	0.114
Qwen3-VL [7]	8B	✓		→	-	-	-	0.432	0.432
GPT-4o [1]	-	✓		→	-	-	-	0.591	0.591
GPT-4.1 [1]	-	✓		→	-	-	-	0.705	0.705
AnyEdit [86]	1B	●			0.376	0.563	0.481	-	0.445
UltraEdit(SD3) [91]	2B	●			0.45	0.558	0.528	-	0.493
VAREdit-8B [53]	8B	●			0.437	0.661	0.618	-	0.536
Step1X-Edit v1.1 [48]	12B	●			0.442	0.821	0.630	-	0.574
Step1X-Edit v1.2 [48]	12B	●			0.497	0.622	0.625	-	0.560
FLUX.1 Kontext [42]	12B	●			0.500	0.755	0.628	-	0.589
Qwen-Image-Edit [76]	20B	●			0.510	0.622	0.687	-	0.586
OminiGen [80]	4B	●		→	0.375	0.343	0.473	-	0.398
OminiGen2 [77]	7B	●	*	→	0.455	0.501	0.612	-	0.511
Ovis-U1 [67]	3B	●	*		0.466	0.545	0.569	0.159	0.402
UniPic [68]	1.5B	●			0.490	0.455	0.454	-	0.472
UniPic2-SD3.5M [73]	2B	●			0.422	0.558	0.513	-	0.477
UniPic2-Metaquery [73]	9B	●			0.442	0.542	0.546	-	0.493
NextStep-1-Large [66]	15B	●			0.515	0.516	0.528	-	0.519
Seedream 4.0 [62]	-	●		→	0.617	0.686	0.791	-	0.683
Seedream 4.0 [62]	-	✓		→	0.597	0.678	0.778	-	0.667
Nano Banana [20]	-	●		→	0.631	0.763	0.824	-	0.715
Nano Banana [20]	-	✓		→	0.633	0.739	0.818	-	0.710
Bagel [22]	14B	●	*	→	0.446	0.534	0.528	0.136	0.378
Bagel-Zebra [45]	14B	●	*	→	0.463	0.561	0.551	0.159	0.399
+ <b>WEAVER-100k</b>	14B	●	*	→	0.500	0.584	0.569	-	0.537

Table 7. **Main results on WEAVERBench Science Part.** ✓ and ● denote full and partial in-context history, respectively. , , and \* indicate image-only, text-only, and combined evaluations, respectively. → and represent sequential and concatenated image inputs, respectively.

mance in text-to-image generation, fine-grained image editing, and multimodal reasoning.

For UniPic-1.0, we utilize the following hyperparameters: image\_size=1024, num\_iter=32, cfg=3, cfg\_prompt="Repeat this image", cfg\_schedule="constant", and temperature=1.0. For all UniPic-2.0 variants, we employ: num\_inference\_steps=50, guidance\_scale=3.5, and seed=42. Notably, UniPic-2.0 tokenizes images after adjusting their height and width to the nearest downward multiple of 16.

- *NextStep-1-Large-Edit* [66] is a 14B autoregressive model paired with a 157M flow matching head, trained on discrete text tokens and continuous image tokens with next-token prediction objectives. NextStep-1 achieves state-of-the-art performance for autoregressive models in text-to-image generation tasks, exhibiting strong capabilities in high-fidelity image synthesis. Since it only supports a single <image> tag, we followed the case format by placing <image> at the beginning and inputting images sequentially. The hy-

perparameters used were: num\_images\_per\_caption=1, positive\_prompt=None, negative\_prompt="Copy original image.", cfg=7.5, cfg\_img=2, cfg\_schedule="constant", use\_norm=True, num\_sampling\_steps=50, timesteps\_shift=3.2, and seed=42.

- *Seedream 4.0* [62] is a new-generation image creation model that integrates image generation and image editing capabilities into a single, unified architecture. Some images were omitted after multiple attempts due to sensitive content flags. The parameters used were: size="2k" and sequential\_image\_generation="disabled".
- *Nano Banana* [20] is a top-rated AI image generation and image editing tool from Google DeepMind that enables the transformation of a single photograph into numerous novel creations. No special parameter configurations were employed in our implementation.

**Image Editing Models** We establish the models listed in Table 2 as baselines, comprising six open-source models: AnyEdit, UltraEdit (SD3) with diffusion architec-

	Size	In-context	Modality	Format	KP	VC	IQ	ACC	Avg
Intern3.5-VL [70]	8B	✓		→	-	-	-	0.500	0.500
Qwen3-VL [7]	8B	✓		→	-	-	-	0.000	0.000
GPT-4o [1]	-	✓		→	-	-	-	0.500	0.500
GPT-4.1 [1]	-	✓		→	-	-	-	0.500	0.500
AnyEdit [86]	1B	●			0.460	0.572	0.566	-	0.514
UltraEdit(SD3) [91]	2B	●			0.531	0.599	0.587	-	0.561
VAREdit-8B [53]	8B	●			0.645	0.662	0.603	-	0.636
Step1X-Edit v1.1 [48]	12B	●			0.646	0.877	0.720	-	0.714
Step1X-Edit v1.2 [48]	12B	●			0.643	0.680	0.622	-	0.644
FLUX.1 Kontext [42]	12B	●			0.705	0.879	0.759	-	0.756
Qwen-Image-Edit [76]	20B	●			0.706	0.739	0.715	-	0.715
OminiGen [80]	4B	●		→	0.473	0.425	0.507	-	0.474
OminiGen2 [77]	7B	●	*	→	0.644	0.675	0.751	-	0.682
Ovis-U1 [67]	3B	●	*		0.500	0.593	0.590	0.555	0.557
UniPic [68]	1.5B	●			0.619	0.584	0.545	-	0.590
UniPic2-SD3.5M [73]	2B	●			0.613	0.638	0.637	-	0.625
UniPic2-Metaquery [73]	9B	●			0.664	0.664	0.670	-	0.666
NextStep-1-Large [66]	15B	●			0.652	0.636	0.556	-	0.620
Seedream 4.0 [62]	-	●		→	0.840	0.869	0.843	-	0.847
Seedream 4.0 [62]	-	✓		→	0.828	0.842	0.824	-	0.830
Nano Banana [20]	-	●		→	0.819	0.856	0.806	-	0.823
Nano Banana [20]	-	✓		→	0.838	0.873	0.832	-	0.843
Bagel [22]	14B	●	*	→	0.683	0.685	0.666	0.000	0.475
Bagel-Zebra [45]	14B	●	*	→	0.667	0.661	0.614	0.000	0.456
+ WEAVER-100k	14B	●	*	→	0.734	0.743	0.635	-	0.706

Table 8. **Main results on WEAVERBench Creation Part.** ✓ and ● denote full and partial in-context history, respectively. , , and \* indicate image-only, text-only, and combined evaluations, respectively. → and represent sequential and concatenated image inputs, respectively.

ture, FLUX.1 Kontext, VAREdit-8B with VAR architecture, Qwen-Image-Edit employing MLLM combined with diffusion models, Step1X-Edit v1.1, and Step1X-Edit v1.2. We strictly adhere to the default hyperparameters provided in the official GitHub repositories or Hugging Face [38] implementations of these baseline models. The key parameter configurations are enumerated below:

- *Qwen-Image-Edit* [76]: An image editing variant of Qwen-Image that extends the foundational 20B Qwen-Image model’s text rendering capabilities to instruction-based image editing tasks, enabling precise textual modifications within images. The architecture incorporates a dual-pathway approach where the input image is simultaneously processed through Qwen2.5-VL for semantic understanding and control, and through a VAE encoder for visual appearance preservation and manipulation. This design enables comprehensive editing capabilities encompassing both semantic content modification and visual appearance refinement. Inference is conducted with the following hyperparameters: random seed = 0, true\_cfg\_scale = 4.0, negative\_prompt

= "", and num\_inference\_steps = 50.

- *FLUX.1-Kontext* [42]: A 12 billion parameter rectified flow transformer architecture designed for instruction-guided image editing. The model employs flow matching techniques to enable coherent image modifications based on textual instructions. We set guidance\_scale = 2.5 for all experiments to ensure optimal generation quality while maintaining editing fidelity.
- *UltraEdit* [91]: This model is trained on approximately 4 million instruction-based editing samples using the Stable Diffusion 3 [61] architecture. It supports both free-form and mask-based input modalities to enhance editing performance. For consistency across all experiments, we exclusively employ its free-form variant. We note that since UltraEdit is trained on the SD3 architecture, its performance metrics may not fully reflect the intrinsic improvements attributable to its specialized editing dataset. We utilize the BleachNick/SD3\_UltraEdit\_w\_mask model variant in free-form editing mode with blank mask initialization. Evaluation is conducted

	Size	In-context	Modality	Format	KP	VC	IQ	ACC	Avg
Intern3.5-VL [70]	8B	✓		→	-	-	-	0.667	0.667
Qwen3-VL [7]	8B	✓		→	-	-	-	0.000	0.000
GPT-4o [1]	-	✓		→	-	-	-	0.167	0.167
GPT-4.1 [1]	-	✓		→	-	-	-	0.167	0.167
AnyEdit [86]	1B	●			0.352	0.330	0.365	-	0.351
UltraEdit(SD3) [91]	2B	●			0.435	0.639	0.487	-	0.491
VAREdit-8B [53]	8B	●			0.630	0.591	0.504	-	0.584
Step1X-Edit v1.1 [48]	12B	●			0.661	0.857	0.661	-	0.700
Step1X-Edit v1.2 [48]	12B	●			0.543	0.587	0.470	-	0.530
FLUX.1 Kontext [42]	12B	●			0.557	0.861	0.626	-	0.639
Qwen-Image-Edit [76]	20B	●			0.587	0.630	0.565	-	0.589
OminiGen [80]	4B	●		→	0.404	0.352	0.430	-	0.401
OminiGen2 [77]	7B	●	*	→	0.552	0.530	0.565	-	0.551
Ovis-U1 [67]	3B	●	*		0.535	0.478	0.509	0.000	0.364
UniPic [68]	1.5B	●			0.513	0.448	0.391	-	0.463
UniPic2-SD3.5M [73]	2B	●			0.543	0.557	0.535	-	0.543
UniPic2-Metaquery [73]	9B	●			0.561	0.509	0.417	-	0.507
NextStep-1-Large [66]	15B	●			0.483	0.417	0.374	-	0.437
Seedream 4.0 [62]	-	●		→	0.674	0.643	0.713	-	0.679
Seedream 4.0 [62]	-	✓		→	0.678	0.578	0.639	-	0.646
Nano Banana [20]	-	●		→	0.648	0.652	0.704	-	0.666
Nano Banana [20]	-	✓		→	0.735	0.757	0.704	-	0.730
Bagel [22]	14B	●	*	→	0.583	0.630	0.548	0.000	0.406
Bagel-Zebra [45]	14B	●	*	→	0.574	0.561	0.535	0.000	0.393
+ WEAVER-100k	14B	●	*	→	0.582	0.612	0.512	-	0.567

Table 9. **Main results on WEAVERBench Logic Part.** ✓ and ● denote full and partial in-context history, respectively. , , and \* indicate image-only, text-only, and combined evaluations, respectively. → and represent sequential and concatenated image inputs, respectively.

with hyperparameters `num_inference_steps = 50`, `image_guidance_scale = 1.5`, `guidance_scale = 7.5`, and `negative_prompt = ""` to maintain consistency with our experimental protocol. Inference is performed at  $512 \times 512$  resolution.

- **VAREdit-8B [53]**: A visual autoregressive (VAR) framework for instruction-guided image editing, built upon Infinity [29]. This approach reframes image editing as a next-scale prediction problem, achieving precise image modifications through the generation of multi-scale target features. We employ the following hyperparameters: classifier-free guidance scale `cfg = 3.0`, temperature parameter `tau = 0.1`, and random seed `seed = 42`.
- **Step1X-Edit v1.1 [48]**: Step1X-Edit leverages the image understanding capabilities of multimodal large language models (MLLMs) to parse editing instructions and generate editing tokens, which are subsequently decoded into images using a DiT-based network. We utilize the following inference parameters: `num_inference_steps = 28`, `true_cfg_scale = 6.0`, and `seed = 42`.
- **Step1X-Edit v1.2 [48]**: An enhanced version of

Step1X-Edit featuring improved reasoning capabilities and superior performance. We employ `num_inference_steps = 28`, `true_cfg_scale = 4.0`, `seed = 42`, `enable_thinking_mode = True`, and `enable_reflection_mode = False`.

- **AnyEdit [86]** is a Mixture of Experts (MoE) architecture-based image editing model, which is the result of fine-tuning SD-XL [57] on the AnyEdit-2.5M dataset. For our implementation, we employed the following hyperparameter configuration: utilizing the general expert, `guidance_scale=3`, `num_inference_steps=100`, and `original_image_guidance_scale=3`.

**Vision-Language Models** We also evaluated 2 open-source VLMs and 2 proprietary VLMs:

- **Intern3.5-VL [70]** is a new family of open-source multimodal models that significantly advances versatility, reasoning capability, and inference efficiency along the InternVL series. For our implementation, we utilized `max_new_tokens=128`.
- **Qwen3-VL [7]** is the most powerful vision-language

	Size	In-context	Modality	Format	KP	VC	IQ	ACC	Avg
Intern3.5-VL [70]	8B	✓		→	-	-	-	0.292	0.292
Qwen3-VL [7]	8B	✓		→	-	-	-	0.250	0.250
GPT-4o [1]	-	✓		→	-	-	-	0.083	0.083
GPT-4.1 [1]	-	✓		→	-	-	-	0.167	0.167
AnyEdit [86]	1B	●			0.407	0.548	0.354	-	0.419
UltraEdit(SD3) [91]	2B	●			0.398	0.526	0.454	-	0.440
VAREdit-8B [53]	8B	●			0.581	0.698	0.498	-	0.580
Step1X-Edit v1.1 [48]	12B	●			0.617	0.941	0.426	-	0.625
Step1X-Edit v1.2 [48]	12B	●			0.567	0.681	0.476	-	0.562
FLUX.1 Kontext [42]	12B	●			0.578	0.907	0.465	-	0.610
Qwen-Image-Edit [76]	20B	●			0.667	0.802	0.446	-	0.628
OminiGen [80]	4B	●		→	0.167	0.106	0.241	-	0.177
OminiGen2 [77]	7B	●	*	→	0.502	0.543	0.504	-	0.511
Ovis-U1 [67]	3B	●	*		0.470	0.526	0.393	0.125	0.357
UniPic [68]	1.5B	●			0.341	0.296	0.287	-	0.316
UniPic2-SD3.5M [73]	2B	●			0.517	0.583	0.407	-	0.497
UniPic2-Metaquery [73]	9B	●			0.456	0.457	0.415	-	0.444
NextStep-1-Large [66]	15B	●			0.356	0.265	0.259	-	0.309
Seedream 4.0 [62]	-	●		→	0.652	0.689	0.572	-	0.635
Seedream 4.0 [62]	-	✓		→	0.609	0.672	0.533	-	0.599
Nano Banana [20]	-	●		→	0.680	0.790	0.560	-	0.666
Nano Banana [20]	-	✓		→	0.604	0.737	0.546	-	0.613
Bagel [22]	14B	●	*	→	0.506	0.635	0.431	0.042	0.365
Bagel-Zebra [45]	14B	●	*	→	0.500	0.624	0.480	0.125	0.396
+ <b>WEAVE-100k</b>	14B	●	*	→	0.503	0.754	0.430	-	0.531

Table 10. **Main results on WEAVEBench Game Part.** ✓ and ● denote full and partial in-context history, respectively. , , and \* indicate image-only, text-only, and combined evaluations, respectively. → and represent sequential and concatenated image inputs, respectively.

model in the Qwen family to date. This generation demonstrates improvements to the model across multiple areas. In our experiments, we employed `max_new_tokens=512`.

- *GPT-4o* [1] and *GPT-4.1* [1, 13] are OpenAI’s advanced VLMs. We implemented these models with the parameter `max_tokens=1400`.

## C. More Related Works

**Interleaved Reasoning.** Large-scale corpora with interleaved text and images have become essential for pretraining VLMs with reasoning capabilities [2, 15, 18, 22, 27, 65, 95]. Inspired by human cognition, where visual counterfactuals facilitate reasoning [60], recent work has incorporated analogous interleaved reasoning mechanisms into UMMs by mapping visual inputs to symbolic representations (e.g., images or bounding boxes) [44, 74]. [83] explored pure visual reasoning relying solely on visual representations without textual modalities. Zebra-CoT [43, 45] provides an interleaved vision-language reasoning trajectory dataset to enhance UMMs’ comprehension perfor-

mance. IRG [34] generates an initial image, then iteratively refines it through reflective reasoning about quality improvements. ROVER [46] investigates the reciprocal relationship between generation and comprehension capabilities. In contrast, Weave focuses on in-context interleaved multimodal comprehension and generation.

**Benchmarks for UMMs.** UMM capability assessment typically encompasses three dimensions: (i) *Text-to-Image*: evaluated using GenEval [28] and DPGBench [32], which employ image detection methods [12] to ensure policy-compliant generation, and WISE [54], which examines complex semantic understanding and world knowledge for T2I generation; (ii) *Vision Comprehension*: consistent with Vision-Language Model (VLM) evaluation protocols, using benchmarks including MME [10], MM-Bench [50], MMMU [88], MM-Vet [87], and Math-Vista [51]; (iii) *Image Editing*: assessed via GEditBench [48] and ImgEdit [85], which challenge UMMs to maintain image identity preservation while demonstrating semantic understanding. Additionally, RISEBench and KRIS-Bench evaluate reasoning with world knowledge.



These benchmarks assess generation and comprehension in isolation, whereas ROVER [46] pioneered reciprocal cross-modal reasoning for omnimodal generation, systematically evaluating intermediate processes. **WEAVE** represents the first benchmark to comprehensively evaluate interleaved multi-turn generation and understanding.

## D. Additional Examples for **WEAVE**

### D.1. Additional Examples for **WEAVE-100k**

In this appendix, we present a comprehensive collection of examples that illustrate the versatility and capabilities of our **WEAVE-100k** framework. Figure 17 and Figure 18 demonstrate complex editing operations that require significant reasoning capabilities. The first example showcases intricate manipulations that demand careful consideration of spatial relationships and semantic coherence, while the second example introduces human subjects into the composition.

For Multi-Image Fusion operations, we provide four illustrative examples in Figures 13–16. Figure 15 demonstrates the model’s ability to preserve footwear details during fusion operations. Figure 14 exhibits dual-task face processing capabilities. Figure 13 highlights the precise execution of specific hairstyle requirements and depicts scenarios where headphones are both held by one subject and worn by another, showcasing the model’s understanding of object interactions across multiple contexts.

The Recall capability is exemplified in Figure 19, Figure 20, and Figure 21. In the first example, the model successfully restores previously removed trousers to the subject. The second example demonstrates the model’s ability to reference a full-body model from Image #2 to reconstruct the complete body and scene in Image #4, while implementing a horizontally symmetrical background transformation. The third example shows the targeted reinsertion of a single human subject into the composition.

Additionally, we present specialized examples for Chess Game manipulation in Figure 22 and Visual Jigsaw processing in Figure 23, further demonstrating the framework’s adaptability to structured visual reasoning tasks.

### D.2. More example for **WEAVEBench**

This section presents the details of the examples shown in Figure 2. Figure 24 demonstrates astronomical concepts, while Figure 26 tests biological knowledge. Mathematical reasoning is evaluated in Figure 32, and physical principles are examined in Figure 35. The model’s chemistry knowledge is assessed in Figure 27, and fusion-related concepts in Figure 30. Geographic reasoning is presented in Figure 31. The model’s game understanding capabilities are tested through chess problems in Figure 28 and Minecraft scenarios in Figure 25. Optical principles are demonstrated

in Figure 34. The model’s memory and recall abilities are evaluated in Figure 36, while spatial reasoning is tested in Figure 37 and Figure 39. Finally, narrative comprehension is assessed in Figure 38, and image editing capabilities in Figure 29.

## E. Broader Impact

The broader impact of Weave carries both potential benefits and risks upon deployment and release. Some considerations are unique due to the multimodal nature of UMMs while others reflect challenges common to image creation environments. Below, we outline risks and mitigation strategies for its release.

**Hallucination.** Similar to other models [6, 22, 45], our approach extends and fine-tunes text-to-image generation models to obtain unified generation capabilities, which introduces potential hallucination issues [39, 92]. Analogous to existing methods, models trained on **WEAVE-100k** may produce outputs that deviate from user intentions or specified input conditions. This phenomenon raises significant concerns, particularly in commercial image applications where purchasing decisions rely on accurate visual representations, given that user requirements and expression modalities exhibit inherent variability.

**Biases.** Despite implementing human supervision and a multi-model ensemble pipeline to mitigate biases in our synthetically generated dataset, the inherent biases from the foundation models inevitably permeate our data collection process and subsequently propagate to our fine-tuned models. This propagation can yield biased retrieval results and inequitable representations across diverse cultural contexts. Multilingual processing introduces additional bias vectors through language alignment mechanisms, as demonstrated by [17, 26].

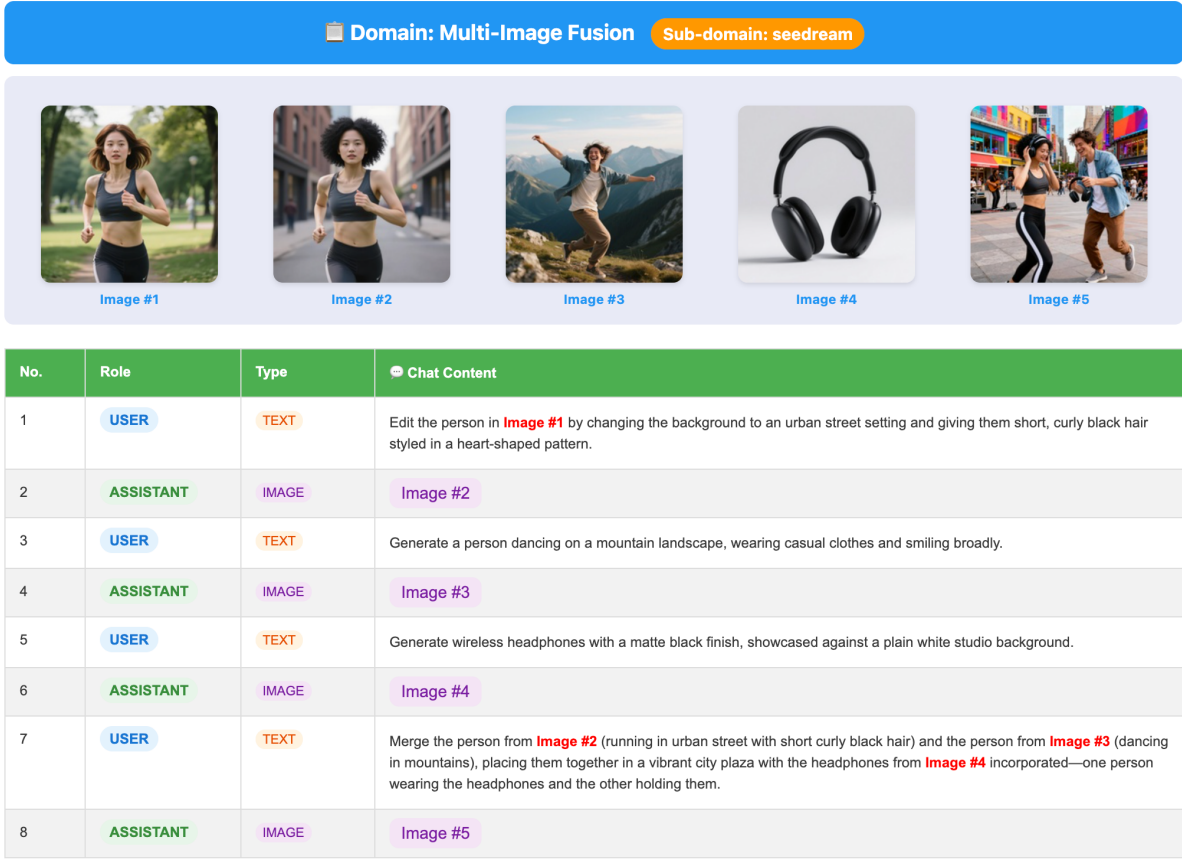


Figure 13. An example of multi-image fusion in WEAVE-100k.



Figure 14. An example of multi-image fusion in WEAVE-100k.

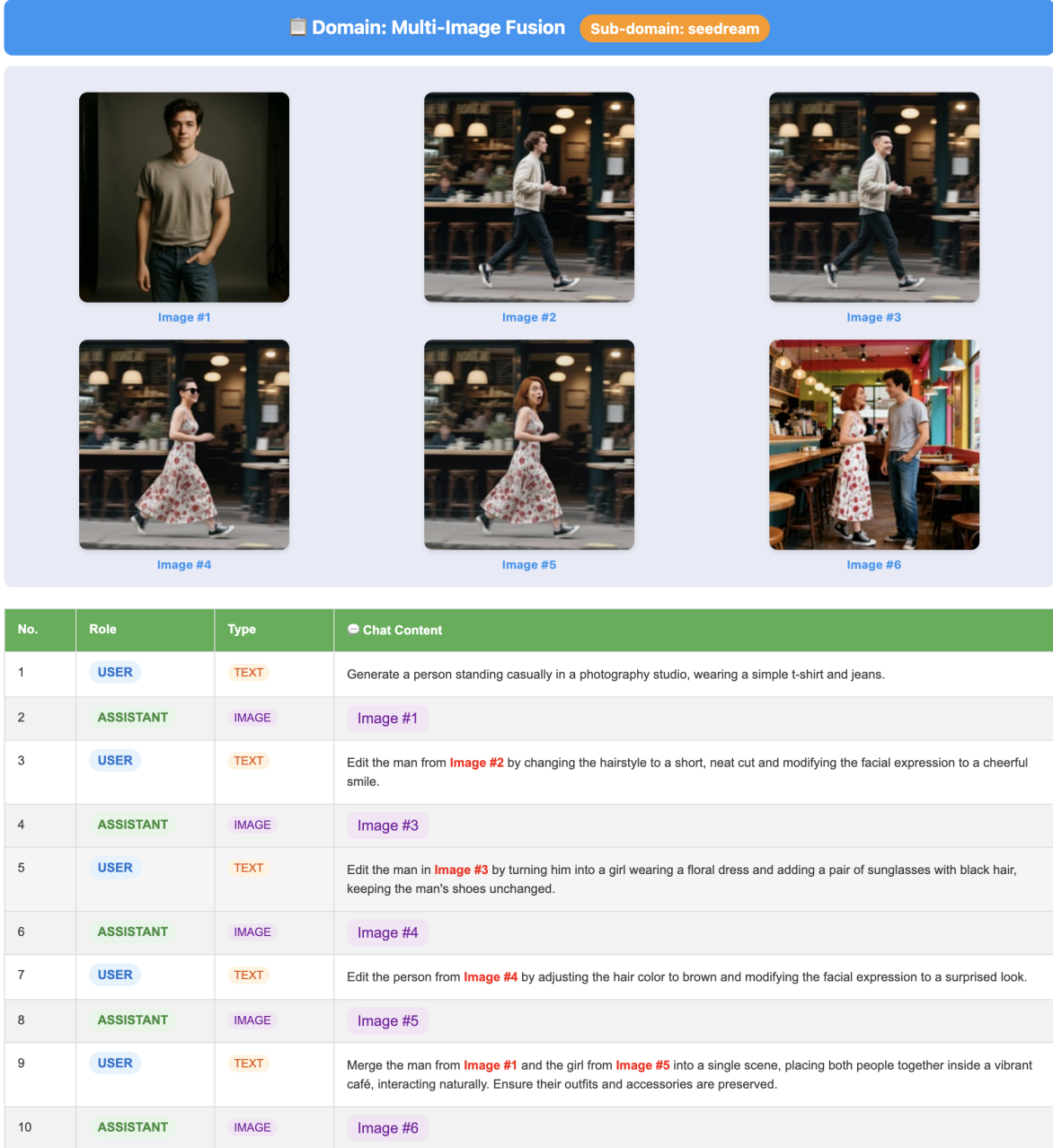


Figure 15. An example of multi-image fusion in WEAVER-100k.

📁 Domain: Multi-Image Fusion
🔗 Sub-domain: gpt-image




Image #1




Image #2




Image #3




Image #4




Image #5




Image #6

No.	Role	Type	Chat Content
1	USER	TEXT	Edit <b>Image #1</b> : Change the color of the halter-style top to navy.
2	ASSISTANT	IMAGE	Image #2
3	USER	TEXT	Edit <b>Image #3</b> : Remove the pizza cutter next to the open cardboard box.
4	ASSISTANT	IMAGE	Image #4
5	USER	TEXT	Create an image that captures the ancient grandeur of the Colosseum beneath a vast, open blue sky. The weathered stone arches should convey a sense of history, while in the foreground, small groups of visitors wander the sunlit arena floor, their colorful clothing providing a lively contrast to the earthy tones of the ruins.
6	ASSISTANT	IMAGE	Image #5
7	USER	TEXT	Position the young woman from <b>Image #2</b> standing near the center of the ancient Roman Colosseum scene from <b>Image #5</b> . She is holding a slice of the pizza from <b>Image #4</b> in her right hand, smiling as she takes a bite. The open pizza box is placed on a nearby stone bench, blending with the historical ambiance of the Colosseum. She is surrounded by the lively crowd of visitors, with her relaxed posture and attire adding a modern contrast to the ancient setting, while the partly cloudy sky above casts soft shadows around her.
8	ASSISTANT	IMAGE	Image #6

Figure 16. An example of multi-image fusion in WEAWE-100k.



📁 Domain: Edit
Sub-domain: real\_human




Image #1




Image #2




Image #3




Image #4




Image #5

No.	Role	Type	Chat Content
1	USER	TEXT	Resize the person in the middle from <b>Image #1</b> to make her appear the same height as the others.
2	ASSISTANT	IMAGE	Image #2
3	USER	TEXT	Edit the shirt color of the person on the left from <b>Image #1</b> to bright blue.
4	ASSISTANT	IMAGE	Image #3
5	USER	TEXT	Move the person on the right from <b>Image #3</b> a little closer to the middle person.
6	ASSISTANT	IMAGE	Image #4
7	USER	TEXT	Change the season in the gym from <b>Image #4</b> to winter, so everyone wears long sleeves.
8	ASSISTANT	IMAGE	Image #5

Figure 17. An example of edit in **WEAVE-100k**.

📁 Domain: Edit
Sub-domain: fantasy




Image #1




Image #2




Image #3




Image #4




Image #5

No.	Role	Type	Chat Content
1	USER	TEXT	Add a fantasy creature, like an elf, standing next to the magical tree from <b>Image #1</b> .
2	ASSISTANT	IMAGE	Image #2
3	USER	TEXT	Duplicate the elf from <b>Image #2</b> so there are two elves, both standing near the tree.
4	ASSISTANT	IMAGE	Image #3
5	USER	TEXT	Edit the tree from <b>Image #3</b> to isolate it on a blank background, removing everything else.
6	ASSISTANT	IMAGE	Image #4
7	USER	TEXT	Change the time of day in <b>Image #3</b> to dawn, keeping everything else the same.
8	ASSISTANT	IMAGE	Image #5

Figure 18. An example of edit in WEAWE-100k.

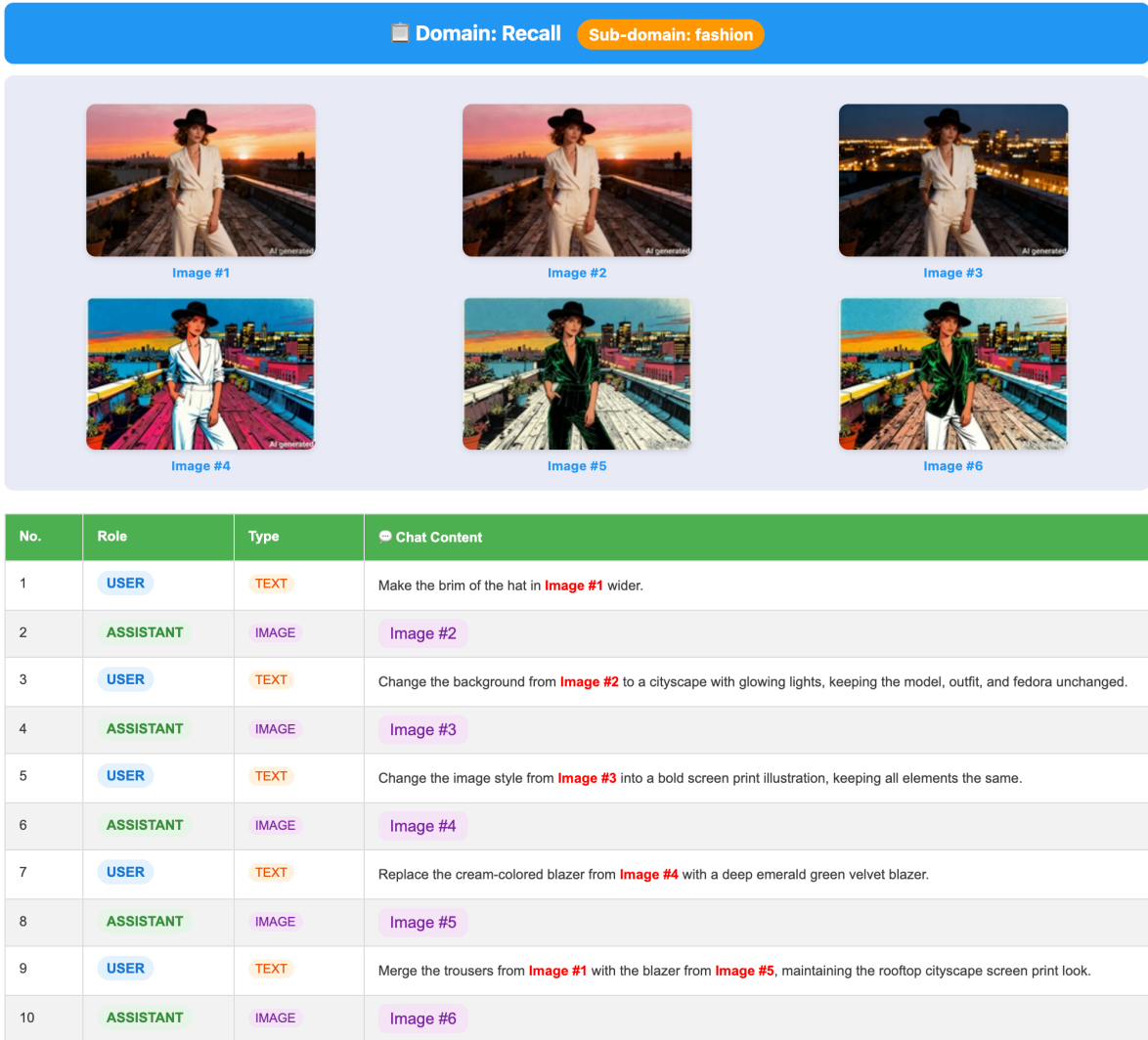


Figure 19. An example of recall in **WEAVE-100k**.

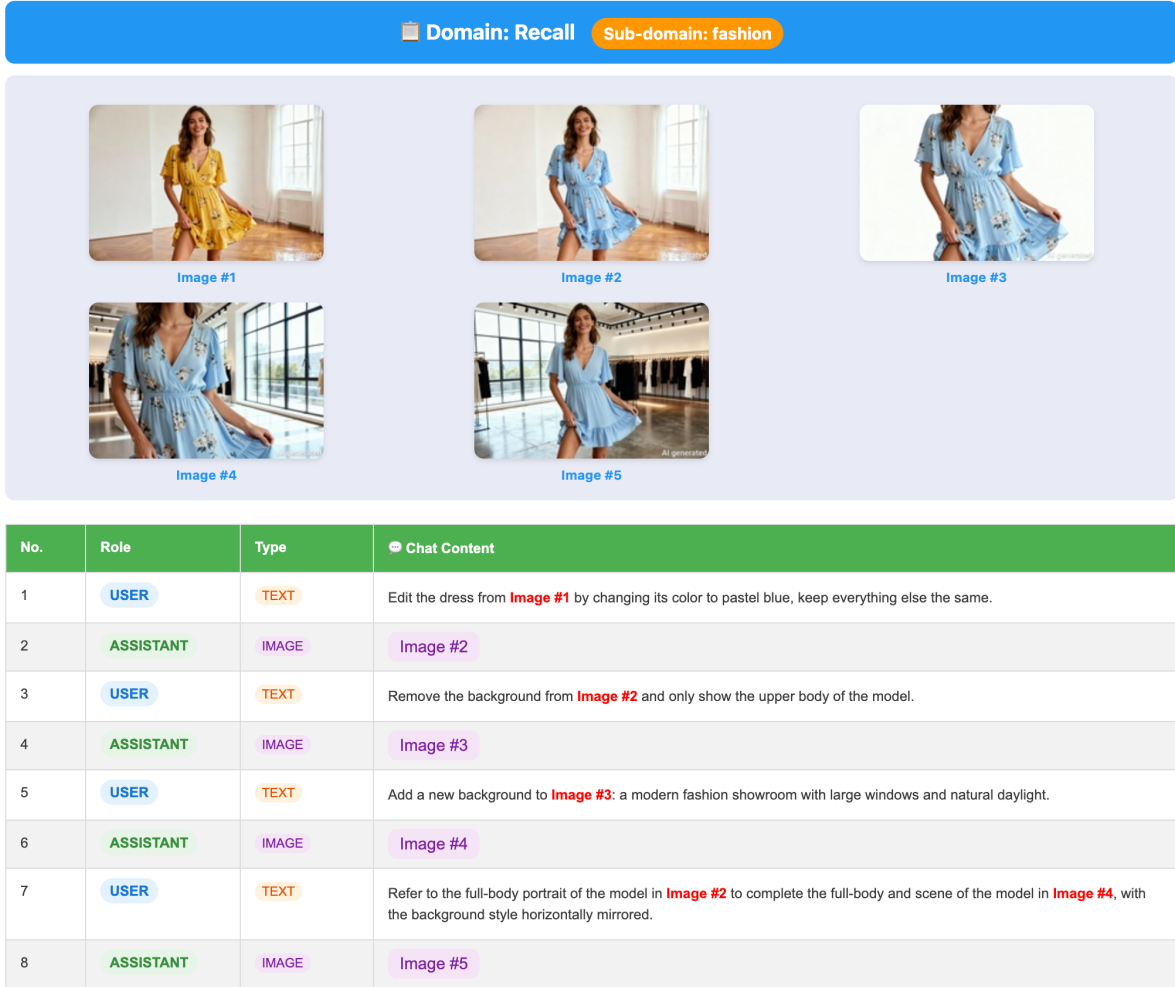


Figure 20. An example of recall in WEAVE-100k.





Figure 21. An example of recall in WEAWE-100k.

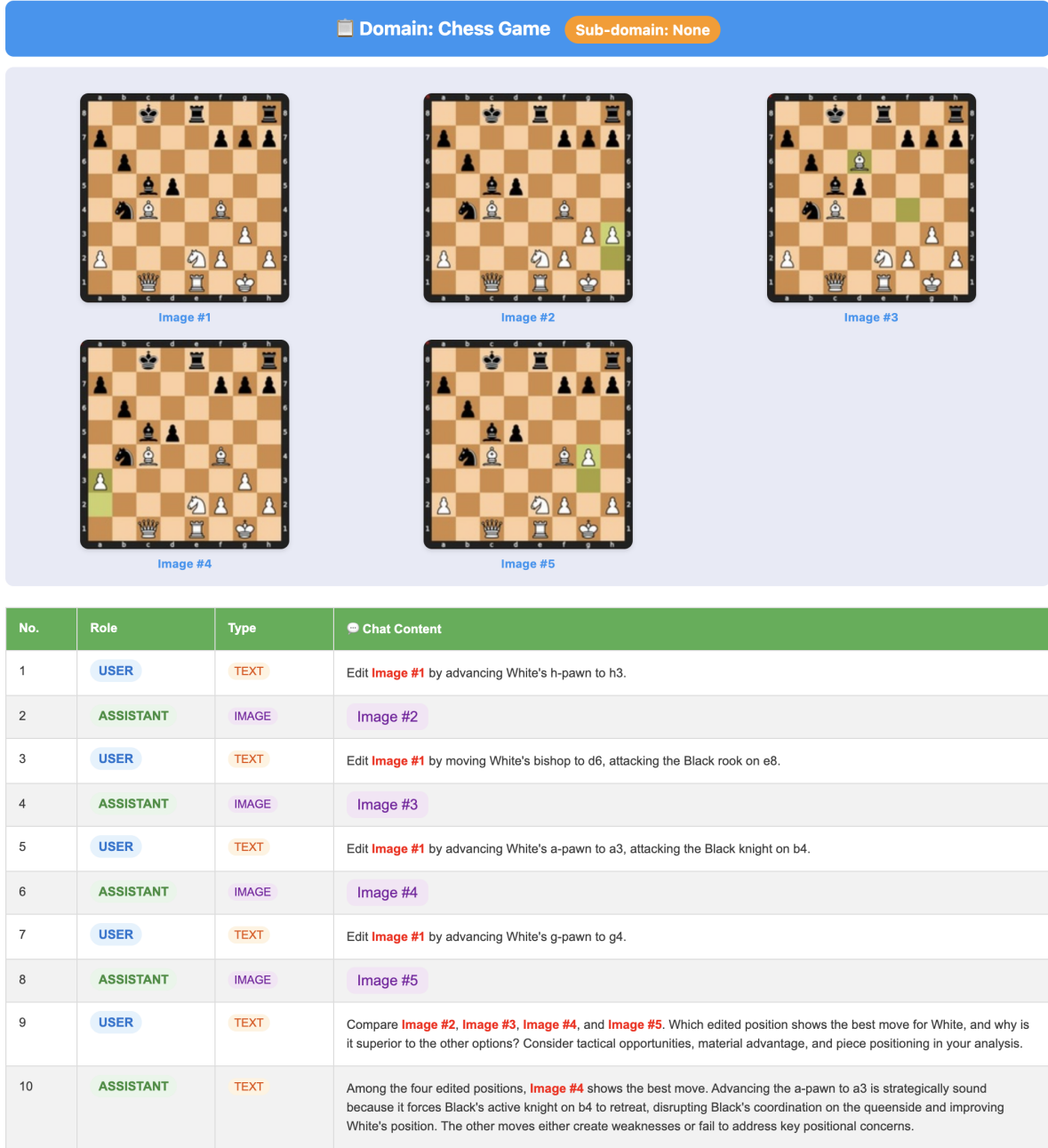


Figure 22. An example of Chess Game in WEAWE-100k.

📁 Domain: Visual Jigsaw
Sub-domain: None




Image #1




Image #2




Image #3




Image #4




Image #5

No.	Role	Type	Chat Content
1	USER	TEXT	Use the image in Option A. to fill in the missing parts of <b>Image #1</b> .
2	ASSISTANT	IMAGE	Image #2
3	USER	TEXT	Use the image in Option A. to fill in the missing parts of <b>Image #1</b> .
4	ASSISTANT	IMAGE	Image #3
5	USER	TEXT	Use the image in Option A. to fill in the missing parts of <b>Image #1</b> .
6	ASSISTANT	IMAGE	Image #4
7	USER	TEXT	Use the image in Option A. to fill in the missing parts of <b>Image #1</b> .
8	ASSISTANT	IMAGE	Image #5
9	USER	TEXT	What's the right choice from <b>Image #1</b> to finish the puzzle? Answer in A B C or D
10	ASSISTANT	TEXT	A

Figure 23. An example of Chess Game in WEAWE-100k.

📁 Domain: Astronomy

🖼️
Related Images (4 images)




Image #1




Image #2




Image #3




Image #4

💬 Conversation

No.	Role	Type	Content	Key Points
1	USER	TEXT	We already know that <b>Image #1</b> is from the third day of the lunar month. What will it look like on the ninth day?	None
2	ASSISTANT	IMAGE	Image #2	GT #2: As shown in <span style="color: #4a90e2;">&lt;image&gt;</span> , the entire right half of the moon will be visible.
3	USER	TEXT	What will it look like six days after <b>Image #2</b> ?	None
4	ASSISTANT	IMAGE	Image #3	GT #3: As shown in <span style="color: #4a90e2;">&lt;image&gt;</span> , it's a full moon
5	USER	TEXT	What will it look like six days after <b>Image #3</b> ?	None
6	ASSISTANT	IMAGE	Image #4	GT #3: As shown in <span style="color: #4a90e2;">&lt;image&gt;</span> , the left half of the moon will be visible.
7	USER	TEXT	How many days will it take for the moon phase in <b>Image #4</b> to return to the moon phase in <b>Image #1</b> ?	None
8	ASSISTANT	TEXT	12 days.	None

Figure 24. An example of astronomy domain testing the model’s understanding of celestial objects and phenomena.

📁 Domain: Minecraft

🖼️
Related Images (3 images)




Image #1




Image #2




Image #3

💬 Conversation

No.	Role	Type	Content	Key Points
1	USER	TEXT	Walk forward until the house and the cherry blossom tree fill the frame in <b>Image #1</b> —what will you see?	None
2	ASSISTANT	IMAGE	Image #2	GT #1: A zoomed-in crop for <span style="color: #4a90e2;">&lt;image&gt;</span> .
3	USER	TEXT	Based on <b>Image #1</b> , if you stand at the second-floor window on the left side of the house and look directly outward, what might you see?	None
4	ASSISTANT	IMAGE	Image #3	GT #3: You can see the cherry blossom tree and the small house as shown in th <span style="color: #4a90e2;">&lt;image&gt;</span> .

Figure 25. An example of Minecraft domain testing the model’s understanding of the game mechanics and environments.



📁 Domain: Biology

🖼️ Related Images (4 images)




Image #1




Image #2




Image #3




Image #4

💬 Conversation

No.	Role	Type	Content	Key Points
1	USER	TEXT	Draw a cross-sectional diagram of the leaf of the plant shown in <b>Image #1</b> .	None
2	ASSISTANT	IMAGE	Image #2	GT #2: Cross-sectional diagram of a holly leaf, similar to <b>&lt;image&gt;</b>
3	USER	TEXT	Predict what would happen to the leaf in <b>Image #1</b> if it were not watered for two weeks under hot, direct sunlight.	None
4	ASSISTANT	IMAGE	Image #3	GT #3: As shown in <b>&lt;image&gt;</b> , the leaf would appear wilted and drooping. The leaflets curl inward, with edges becoming dry and brittle.
5	USER	TEXT	After the edits from the previous round, how would <b>Image #2</b> change accordingly?	None
6	ASSISTANT	IMAGE	Image #4	<b>Image #2</b> : Comparing <b>&lt;image&gt;</b> , the following changes occurred: The mesophyll cells undergo plasmolysis, with both palisade and spongy mesophyll cells significantly shrinking and detaching from the cell walls, leaving clear gaps between the protoplasts and the rigid cell walls. The intercellular spaces become enlarged and irregular.

Figure 26. An example of biology domain testing the model's understanding of biological structures and processes.

📁 Domain: Chemistry

Related Images (5 images)




Image #1




Image #2




Image #3




Image #4




Image #5

Conversation

No.	Role	Type	Content	Key Points
1	USER	TEXT	In the indigo carmine solution shown in <b>Image #1</b> , after adding glucose and sodium hydroxide solution, how will the color of the solution change?	None
2	ASSISTANT	IMAGE	Image #2	GT #2: The color in the container is similar to the color in the container in the <b>&lt;image&gt;</b> .
3	USER	TEXT	After the color shown in <b>Image #2</b> appears, if the container is sealed and shaken, how will the color of the solution change?	None
4	ASSISTANT	IMAGE	Image #3	GT #3: The color in the container is similar to the color in the container in the <b>&lt;image&gt;</b> .
5	USER	TEXT	After the color shown in <b>Image #3</b> appears, if left to stand for 1 minute, how will the color of the solution change?	None
6	ASSISTANT	IMAGE	Image #4	GT #4: The color in the container is similar to the color in the container in the <b>&lt;image&gt;</b> .
7	USER	TEXT	What will happen if the conical flask in <b>Image #4</b> is shaken again (draw how it looks when shaken)?	None
8	ASSISTANT	IMAGE	Image #5	GT #5: The color in the container is similar to the color in the container in the <b>&lt;image&gt;</b> .
9	USER	TEXT	What fundamental reactions are responsible for the appearance of red color in <b>Image #3</b> and yellow color in <b>Image #4</b> , respectively? (Please answer in terms of redox reactions.)	None
10	ASSISTANT	TEXT	Turns red (oxidation), turns back to yellow (reduction).	None

Figure 27. An example of chemistry domain testing the model's understanding of chemical structures and reactions.

📁 Domain: Chess Game

🖼️ Related Images (5 images)




Image #1




Image #2




Image #3




Image #4




Image #5

💬 Conversation

No.	Role	Type	Content	Key Points
1	USER	TEXT	Edit <b>Image #1</b> by having Black's rook capture the pawn on d7.	None
2	ASSISTANT	IMAGE	Image #2	GT #1: Compared to <b>&lt;image&gt;</b> , Black's rook moves to d7 (The piece has moved to a new position, and the original piece has been removed.).
3	USER	TEXT	Edit <b>Image #1</b> by moving Black's queen to c7.	None
4	ASSISTANT	IMAGE	Image #3	GT #1: Compared to <b>&lt;image&gt;</b> , Black's queen moves to c7 (The piece has moved to a new position, and the original piece has been removed.).
5	USER	TEXT	Edit <b>Image #1</b> by advancing Black's a-pawn to a6.	None
6	ASSISTANT	IMAGE	Image #4	GT #1: Compared to <b>&lt;image&gt;</b> , Black's a-pawn moves to a6 (The piece has moved to a new position, and the original piece has been removed.).
7	USER	TEXT	Edit <b>Image #1</b> by moving Black's queen to a8.	None
8	ASSISTANT	IMAGE	Image #5	GT #1: Compared to <b>&lt;image&gt;</b> , Black's queen moves to a8 (The piece has moved to a new position, and the original piece has been removed.).
9	USER	TEXT	Compare <b>Image #2</b> , <b>Image #3</b> , <b>Image #4</b> , and <b>Image #5</b> . Which edited position shows the best move for White, and why is it superior to the other options? Consider tactical opportunities, material advantage, and piece positioning in your analysis.	None
10	ASSISTANT	TEXT	Among the four edited positions, <b>Image #3</b> shows the best move. Moving the queen to c7 is the most active and promising option for Black. This move improves Black's piece coordination and prepares potential threats against the white king or central squares, offering counterplay and increasing Black's chances in the position.	None

Figure 28. An example of chess game analysis testing the model's understanding of chess positions and strategies.

**Domain: Edit**

**Related Images (5 images)**




Image #1




Image #2




Image #3




Image #4




Image #5

**Conversation**

No.	Role	Type	Content	Key Points
1	USER	TEXT	What is the name of the most famous mountain in the country of the person in <b>Image #1</b> ?	None
2	ASSISTANT	TEXT	Mount Fuji	None
3	USER	TEXT	Please change the background of <b>Image #1</b> to this mountain.	None
4	ASSISTANT	IMAGE	Image #2	<b>Text:</b> A image of Mount Fuji
5	USER	TEXT	Remove the character from <b>Image #2</b>	None
6	ASSISTANT	IMAGE	Image #3	<b>Image #2:</b> Remove the character from <b>&lt;image&gt;</b>
7	USER	TEXT	Generate the most famous tower in the capital of the country in <b>Image #1</b>	None
8	ASSISTANT	IMAGE	Image #4	<b>Text:</b> A image of Tokyo Tower
9	USER	TEXT	Place the woman in <b>Image #1</b> in front of the tower of <b>Image #4</b>	None
10	ASSISTANT	IMAGE	Image #5	<b>Image #4:</b> Background looks like <b>&lt;image&gt;</b> , <b>GT #1:</b> The woman looks like <b>&lt;image&gt;</b>

Figure 29. An example of image editing task testing the model’s ability to understand and suggest visual modifications.



Domain: Fusion

Related Images (7 images)

Image #1

Image #2

Image #3

Image #4

Image #5

Image #6

Image #7

Conversation

No.	Role	Type	Content	Key Points
1	USER	TEXT	Generate a composite image where the person in Image #1 is wearing the flower from Image #2 on their head, and dressed in the clothes from Image #3.	None
2	ASSISTANT	IMAGE	Image #6	GT #1: The person is same with <image>, GT #2: The flower is same with <image>, GT #3: The clothes are same with <image>, Text: flower on the girl's head
3	USER	TEXT	Generate a composite image where the person in Image #6 is holding the bag on her right hand from Image #5 and standing in the scene of Image #4.	None
4	ASSISTANT	IMAGE	Image #7	GT #6: The person is same with <image>, GT #5: The bag on her right hand is same with <image>, GT #4: standing in the scene is same with <image>

Figure 30. An example of fusion domain testing the model’s understanding of nuclear fusion concepts and processes.

📁 Domain: Geography

🖼️ Related Images (4 images)




Image #1




Image #2




Image #3




Image #4

💬 Conversation

No.	Role	Type	Content	Key Points
1	USER	TEXT	Draw a landscape according to the contour lines map in <b>Image #1</b>	None
2	ASSISTANT	IMAGE	Image #2	GT #1: Draw a landscape according to the contour lines map in <b>&lt;image&gt;</b>
3	USER	TEXT	Add a castle at the highest point of your drawing in <b>Image #2</b>	None
4	ASSISTANT	IMAGE	Image #3	<b>Image #2</b> : Add a castle at the highest point of your drawing in <b>&lt;image&gt;</b>
5	USER	TEXT	Edit the terrain map in <b>Image #1</b> after adding the castle	None
6	ASSISTANT	IMAGE	Image #4	GT #1: Compared to <b>&lt;image&gt;</b> , there is an additional castle., <b>Image #3</b> : The castle's position on the hill should match that in the <b>&lt;image&gt;</b> .

Figure 31. An example of geography domain testing the model's understanding of geographical features and locations.

📁 Domain: Mathematics

🖼️ Related Images (3 images)

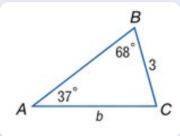


Image #1

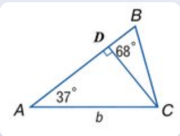


Image #2

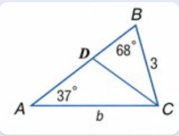


Image #3

💬 Conversation

No.	Role	Type	Content	Key Points
1	USER	TEXT	What is the value of b in <b>Image #1</b> ? Please give a brief solution process	None
2	ASSISTANT	TEXT	1.541; Process: $\angle C = 180^\circ - 37^\circ - 68^\circ = 75^\circ$ ; $b/\sin B = a/\sin A$ ; $\sin 68^\circ \approx 0.9272$ , $\sin 37^\circ \approx 0.6018$ ; $b \approx 0.6018/0.9272 \approx 1.541$	None
3	USER	TEXT	Draw a line through point A perpendicular to BC, with the foot of the perpendicular being D, and remove the number 3 from <b>Image #1</b> .	None
4	ASSISTANT	IMAGE	Image #2	<b>GT #2:</b> Similar to <b>&lt;Image&gt;</b> , there is a line through point A perpendicular to BC, with the foot of the perpendicular being D.
5	USER	TEXT	Based on the length of b calculated in the previous two questions, compute the numerical length of DC in <b>Image #2</b> .	None
6	ASSISTANT	TEXT	0.927. Process: $\sin 37^\circ \cdot 1.541$	None
7	USER	TEXT	In <b>Image #3</b> , I drew $CD=AC$ , with point C on AB. What should be the measure of angle ACD?	None
8	ASSISTANT	TEXT	37 degrees.	None

Figure 32. An example of mathematics domain testing the model's problem-solving and reasoning abilities.

📁 Domain: Maze

🖼️ Related Images (4 images)

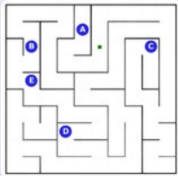


Image #1

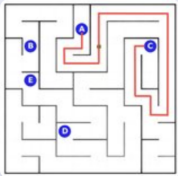


Image #2

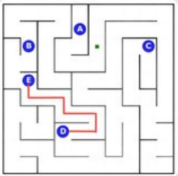


Image #3

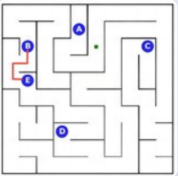


Image #4


💬 Conversation

No.	Role	Type	Content	Key Points
1	USER	TEXT	Generate the solution path marked in red for the maze shown in <b>Image #1</b> from the A to the C.	None
2	ASSISTANT	IMAGE	Image #2	GT #1: <b>&lt;image&gt;</b> have line from B to C is drawn in the diagram; it doesn't pass through walls but follows the maze.
3	USER	TEXT	Generate the solution path marked in red for the maze shown in <b>Image #1</b> from the D to the E.	None
4	ASSISTANT	IMAGE	Image #3	GT #1: <b>&lt;image&gt;</b> Have a line from D to E is drawn in the diagram; it doesn't pass through walls but follows the maze.
5	USER	TEXT	Compare the red lines in <b>Image #2</b> and <b>Image #3</b> , and tell me which red line between the two points is longer.	None
6	ASSISTANT	TEXT	D to E	None
7	USER	TEXT	In the maze of <b>Image #1</b> , draw the shortest route between the two closest points that are connected, using a red line.	None
8	ASSISTANT	IMAGE	Image #4	GT #1: <b>&lt;image&gt;</b> Have a line from B to E is drawn in the diagram; it doesn't pass through walls but follows the maze.

Figure 33. An example of maze-solving task testing the model's pathfinding and spatial reasoning abilities.



Domain: Optics

 Related Images (3 images)




Image #1




Image #2






Image #3

 Conversation

No.	Role	Type	Content	Key Points
1	USER	TEXT	What happens when after a period of time, three-fourths of the thin film has disappeared for <b>Image #1</b> ?	None
2	ASSISTANT	IMAGE	Image #2	GT #2: Similar to <Image>: One-fourth of the ring is empty, and interference phenomena still occur below.
3	USER	TEXT	How does the width of the interference fringes of the thin film change over time for <b>Image #1</b> ?	None
4	ASSISTANT	TEXT	It becomes wider.	None
5	USER	TEXT	Does <b>Image #3</b> occur before or after <b>Image #2</b> ?	None
6	ASSISTANT	TEXT	<b>Image #3</b> occurs after <b>Image #2</b> .	None

Figure 34. An example of optics domain testing the model's understanding of optical principles and phenomena.

Domain: Physics

 Related Images (3 images)




Image #1




Image #2





Image #3

 Conversation

No.	Role	Type	Content	Key Points
1	USER	TEXT	Depict the scene two seconds after the tennis ball in <b>Image #1</b> falls into the puddle.	None
2	ASSISTANT	IMAGE	Image #2	GT #2: Similar to <Image>, the ball floats calmly on the water's surface, creating concentric ripples expanding outward.
3	USER	TEXT	Does <b>Image #3</b> occur before or after <b>Image #2</b> ?	None
4	ASSISTANT	TEXT	<b>Image #3</b> occurs before <b>Image #2</b> .	None

Figure 35. An example of physics domain testing the model's understanding of physical laws and principles.

**Domain: Recall**

**Related Images (5 images)**




Image #1




Image #2




Image #3




Image #4




Image #5







**Conversation**

No.	Role	Type	Content	Key Points
1	USER	TEXT	Change the background in <b>Image #1</b> to a plain black studio backdrop and remove the light.	None
2	ASSISTANT	IMAGE	Image #2	GT #1: Change the background in <span style="color: blue;">&lt;image&gt;</span> to a plain black studio backdrop and remove the light.
3	USER	TEXT	Edit the person from <b>Image #2</b> by replacing her shoes with white sneakers and add back the light from <b>Image #1</b> .	None
4	ASSISTANT	IMAGE	Image #3	GT #1: There is a lamp in the upper left corner that is the same as the one in the <span style="color: blue;">&lt;image&gt;</span> , but it is in the dark., <b>Image #2</b> : The person in <span style="color: blue;">&lt;image&gt;</span> is exactly the same, except they've changed to white sneakers.
5	USER	TEXT	Change the image style in <b>Image #3</b> into glitch art.	None
6	ASSISTANT	IMAGE	Image #4	<b>Image #3</b> : Change the image style in <span style="color: blue;">&lt;image&gt;</span> into glitch art.
7	USER	TEXT	Merge the glitch art style walking person from <b>Image #4</b> with the original studio background from <b>Image #1</b> .	None
8	ASSISTANT	IMAGE	Image #5	GT #1: Except for the people, everything else is the same as in <span style="color: blue;">&lt;image&gt;</span> ., <b>Image #4</b> : The person's style is the same as in the <span style="color: blue;">&lt;image&gt;</span> .

Figure 36. An example of recall task testing the model’s memory and information retrieval capabilities.

Domain: Spatial

Related Images (6 images)

Conversation

No.	Role	Type	Content	Key Points
1	USER	TEXT	Provide the front view of <b>Image #1</b> .	None
2	ASSISTANT	IMAGE	Image #2	GT #1: the front view of <b>&lt;image&gt;</b> , GT #2: Some components of the capsule room are similar to <b>&lt;image&gt;</b> .
3	USER	TEXT	Provide the left view of <b>Image #1</b> .	None
4	ASSISTANT	IMAGE	Image #3	GT #1: the left view of <b>&lt;image&gt;</b> , GT #3: Some components of the capsule room are similar to <b>&lt;image&gt;</b> .
5	USER	TEXT	Provide the top view of <b>Image #1</b> .	None
6	ASSISTANT	IMAGE	Image #4	GT #1: the top view of <b>&lt;image&gt;</b> , GT #4: Some components of the capsule room are similar to <b>&lt;image&gt;</b> .
7	USER	TEXT	Remove the green plants in <b>Image #1</b> .	None
8	ASSISTANT	IMAGE	Image #5	GT #1: Remove the green plants in <b>&lt;image&gt;</b>
9	USER	TEXT	After the changes from <b>Image #1</b> to <b>Image #5</b> occur, how should <b>Image #4</b> be adjusted?	None
10	ASSISTANT	IMAGE	Image #6	GT #4: Remove the green plants in <b>&lt;image&gt;</b>

Figure 37. An example of spatial reasoning task testing the model’s understanding of spatial relationships and transformations.

📁 Domain: Story

🖼️ Related Images (5 images)




Image #1




Image #2




Image #3




Image #4




Image #5

💬 Conversation

No.	Role	Type	Content	Key Points
1	USER	TEXT	<b>Image #1</b> depicts Little Red Riding Hood (the little girl in a red cloak) setting off from home, carrying a basket. Based on this, create an image showing Little Red Riding Hood encountering the big bad wolf (with gray fur and pointed ears) on a forest path.	None
2	ASSISTANT	IMAGE	Image #2	<b>GT #1:</b> Maintain Little Red Riding Hood's appearance as <b>&lt;image&gt;</b> ., <b>Text:</b> The picture depicts Little Red Riding Hood encountering the big bad wolf (with gray fur and pointed ears) on a forest path.
3	USER	TEXT	Building on <b>Image #2</b> , create an image where the big bad wolf arrives at Grandma's house first and disguises himself as Grandma lying in bed.	None
4	ASSISTANT	IMAGE	Image #3	<b>GT #2:</b> Maintain big bad wolf's appearance as <b>&lt;image&gt;</b> ., <b>Text:</b> The picture depicts the big bad wolf arrives at Grandma's house first and disguises himself as Grandma lying in bed.
5	USER	TEXT	Based on <b>Image #2</b> , create an image where Little Red Riding Hood enters Grandma's house and notices something unusual about 'Grandma.'	None
6	ASSISTANT	IMAGE	Image #4	<b>GT #2:</b> Maintain big bad wolf's appearance and Little Red Riding Hood's appearance as <b>&lt;image&gt;</b> ., <b>Text:</b> Little Red Riding Hood enters Grandma's house and notices the wolf
7	USER	TEXT	Expanding on <b>Image #4</b> , create an image where the hunter (a man in a brown coat) aims his gun at the wolf disguised as the grandmother, while Little Red Riding Hood and the true grandmother stand beside the hunter.	None
8	ASSISTANT	IMAGE	Image #5	<b>GT #2:</b> Maintain big bad wolf's appearance and Little Red Riding Hood's appearance as <b>&lt;image&gt;</b> ., <b>GT #4:</b> Keep the background (except for the characters) and the image consistent as <b>&lt;image&gt;</b> ., <b>Text:</b> The image depicts a hunter (a man in a brown coat) aiming his gun at the wolf disguised as the grandmother, with Little Red Riding Hood and the true grandmother standing beside the hunter.

Figure 38. An example of story comprehension task testing the model's understanding of narratives and contexts.



📁 Domain: Visual Jigsaw

🖼️ Related Images (5 images)




Image #1




Image #2




Image #3




Image #4




Image #5

💬 Conversation

No.	Role	Type	Content	Key Points
1	USER	TEXT	Use the image in Option A. to fill in the missing parts of <span style="color: red;">Image #1</span> .	None
2	ASSISTANT	IMAGE	<span style="color: purple;">Image #2</span>	GT #2: Exactly the same as <span style="color: blue;">&lt;image&gt;</span>
3	USER	TEXT	Use the image in Option B. to fill in the missing parts of <span style="color: red;">Image #1</span> .	None
4	ASSISTANT	IMAGE	<span style="color: purple;">Image #3</span>	GT #3: Exactly the same as <span style="color: blue;">&lt;image&gt;</span>
5	USER	TEXT	Use the image in Option C. to fill in the missing parts of <span style="color: red;">Image #1</span> .	None
6	ASSISTANT	IMAGE	<span style="color: purple;">Image #4</span>	GT #4: Exactly the same as <span style="color: blue;">&lt;image&gt;</span>
7	USER	TEXT	Use the image in Option D. to fill in the missing parts of <span style="color: red;">Image #1</span> .	None
8	ASSISTANT	IMAGE	<span style="color: purple;">Image #5</span>	GT #5: Exactly the same as <span style="color: blue;">&lt;image&gt;</span>
9	USER	TEXT	Which option in <span style="color: red;">Image #1</span> fits to complete the puzzle? Answer in A B C or D	None
10	ASSISTANT	TEXT	A	None

Figure 39. An example of visual jigsaw task testing the model’s ability to understand and reconstruct visual patterns.