

Numerical Discretization Schemes that Preserve Flatness

Ashutosh Jindal¹, Florentina Nicolau², David Martín Diego³ and Ravi Banavar⁴

Abstract—Differential flatness serves as a powerful tool for controlling continuous time nonlinear systems in problems such as motion planning and trajectory tracking. A similar notion, called difference flatness, exists for discrete-time systems. Although many control systems evolve in continuous time, control implementation is performed digitally, requiring discretization. It is well known in the literature that discretization does not necessarily preserve structural properties, and it has been established that, in general, flatness is not preserved under discretization (whether exact or approximate). In this paper, inspired by our previous work [1] and based on the notion of discretization maps, we construct numerical schemes that preserve flatness.

I. INTRODUCTION

Differential flatness, introduced by Fliess, Lévine, Martin, and Rouchon in the 1990s [2], offers a powerful framework for the control of nonlinear systems. It has become a cornerstone in areas such as trajectory planning, optimal control, and feedback design, see, e.g., [3]–[5]. For instance, many mechanical systems, including quadrotors and gantry cranes, naturally exhibit flatness [6], and this property has been extensively exploited in recent control applications [7]–[10]. The fundamental property of flat systems is that all their trajectories can be parametrized by m functions and their time derivatives, where m denotes the number of control inputs. More precisely, the continuous-time control system $\Sigma_c : \dot{x} = f(x, u)$, where $x \in X \subset \mathbb{R}^n$ is the state and $u \in U \subset \mathbb{R}^m$ the control input, is said to be *flat* if there exist m smooth functions $\varphi_i(x, u, \dots, u^{(p)})$, for some $p \geq 0$, such that

$$x = \gamma(\varphi, \dots, \varphi^{(s-1)}), \quad u = \delta(\varphi, \dots, \varphi^{(s)}), \quad (1.1)$$

for a certain integer s , where $\varphi = (\varphi_1, \dots, \varphi_m)$ denotes a *flat output*. Therefore, all state and control variables can be expressed in terms of the flat outputs without integration, and all trajectories of the system can be completely parametrized.

The discrete-time analogue, known as difference flatness, extends this concept by relating the system variables to the flat output components and their forward shifts [11]. For a detailed discussion and theoretical foundations of flatness, we refer the reader to [2], [12]–[14] for continuous-time systems and [11], [15]–[17] for their discrete-time counterparts. Similar to the continuous-time case, difference flatness has

numerous applications in the design of control algorithms for discrete-time systems, see, e.g., [15], [18], [19].

While most dynamical systems are continuous in nature, with the development of digital computation, the control algorithms are invariably implemented using digital controllers. Such a digital controller consists of two components: (1) a sample-and-hold block that reads the system (and output) states at regular intervals and, between each interval, applies a constant control input; and (2) a numerical discretization block that numerically solves the continuous-time dynamics, which is then used to design control algorithms.

Although differential flatness provides a powerful framework for control design, this property is not, in general, preserved under sampling or numerical (or even exact) discretization. For a given differentially flat continuous-time system, its discretization can often fail to be flat. This restricts the application of difference-flat methods. In [17], Diwold illustrates this with an example where the Euler discretization of a flat continuous-time system fails to remain flat in the discrete domain. In fact, the preservation of flatness strongly depends on the chosen discretization scheme. In the same work, an alternative discretization method is proposed that maintains flatness. Since flatness greatly simplifies control design, preserving it under discretization is of significant interest. In particular, Diwold [17] further presents systematic constructions of both explicit and implicit Euler-based discretization schemes for a class of differentially flat systems with a triangular structure. However, for general nonlinear systems, developing flatness preserving discretizations remains an open and challenging problem. To fully exploit discrete time flatness, it is thus essential to identify or design discretization schemes that retain this property.

In our previous work [1], we presented a systematic way to construct discretization schemes that preserve the property of static feedback linearizability. Flat systems can be viewed as a generalization of static feedback linearizable systems. Specifically, they are linearizable via dynamic, invertible, and endogenous feedback (see, e.g., [2], [12]). In this article, we explore the relationship between dynamic feedback linearizability and flatness, and, inspired by [1], we develop discretization schemes that preserve flatness.

Contribution: In this article, we utilize discretization maps [20] to systematically construct first order numerical discretization schemes for differentially flat continuous time systems, ensuring that the resulting discrete time systems are also flat. The motivation for using discretization maps is that standard Euclidean discretization techniques may fail to preserve the fundamental property that system states remain on the underlying manifold, which can render the

^{1,4} Systems and Control Engineering, Indian Institute of Technology Bombay, Mumbai, 400076, Maharashtra, India ¹jindal.ashutosh21@gmail.com, ⁴banavar@iitb.ac.in

² Quartz EA7393, École Nationale Supérieure de l'Électronique et de ses Applications, Cergy, France florentina.nicolau@ensea.fr

³ Instituto de Ciencias Matemáticas (CSIC-UAM-UC3M-UCM), Calle Nicolás Cabrera 13-15, 28049 Madrid, Spain david.martin@icmat.es

discretization physically meaningless (for example, a rotation matrix may no longer satisfy the properties of a rotation matrix after discretization). Discretization maps exploit the geometric structure of the manifold to construct discretizations that ensure the system states remain on the manifold at all discrete time steps, making them particularly suitable for flatness preserving schemes.

II. DIFFERENTIAL AND DIFFERENCE FLATNESS

In this section, we recall the notions of differential and difference flatness for continuous and discrete time systems.

A. Differential Flatness (Continuous Time)

The definitions and associated results in this section are taken from standard sources on flatness, such as [2], [12]–[14], [21], [22].

Let $\mathcal{X} \subset \mathbb{R}^n$ and $\mathcal{U} \subset \mathbb{R}^m$ be open and nonempty subsets (or more generally be n and m dimensional manifolds, respectively), and consider the following nonlinear continuous time control system on \mathcal{X} defined by the differential equation

$$\dot{x}(t) = f(x(t), u(t)), \quad (\Sigma_c)$$

where $x(t)$ and $u(t)$ respectively denote the system state and control input at time t . The dynamics f are such that $\text{Rank}(D_u f) = m$, where $D_u f = \left(\frac{\partial f_i}{\partial u_j} \right)_{i,j}$, and are supposed \mathcal{C}^∞ -smooth, i.e., continuously differentiable up to any order. Fix an integer $l \geq -1$ and denote $\mathcal{U}^l = \mathcal{U} \times \mathbb{R}^{ml}$ and $\bar{u}^l = (u, \dot{u}, \dots, u^{(l)})$. For $l = -1$, the set \mathcal{U}^{-1} is empty and \bar{u}^{-1} in an empty sequence.

Definition 2.1 (Differential Flatness): The system (Σ_c) is called *differentially flat* at $(x_0, \bar{u}_0^l) \in X \times \mathcal{U}^l$, for $l \geq -1$, if there exist an open set \mathcal{O}^l containing (x_0, \bar{u}_0^l) and m smooth functions $\varphi_i = \varphi_i(x, u, \dot{u}, \dots, u^{(p)})$, with $p \leq l$, $1 \leq i \leq m$, defined in \mathcal{O}^l , having the following property: there exist an integer s and smooth functions γ_i , $1 \leq i \leq n$, and ς_j , $1 \leq j \leq m$, such that

$$x_i = \gamma_i(\varphi, \dot{\varphi}, \dots, \varphi^{(s-1)}) \text{ and } u_j = \varsigma_j(\varphi, \dot{\varphi}, \dots, \varphi^{(s)})$$

for any \mathcal{C}^{l+s} -control $u(t)$ and corresponding trajectory $x(t)$ that satisfy $(x(t), u(t), \dots, u^{(l)}(t)) \in \mathcal{O}^l$, where $\varphi = (\varphi_1, \dots, \varphi_m)$ and is called a *flat output*.

The notion of differential flatness is closely related to that of feedback linearization. Indeed, it has been established in the literature, see [2], [23], [24], that the class of differential flat systems is equivalent to that of systems linearizable by dynamic, invertible and endogenous feedback. More precisely, the continuous time control system (Σ_c) is flat if and only if there exist a dynamic endogenous precompensator

$$\dot{y} = g(x, y, v) \quad y \in \mathcal{Y} \subset \mathbb{R}^r, \quad v \in \mathcal{V} \subset \mathbb{R}^m,$$

and an invertible feedback $u = \psi(x, y, v) \in \mathbb{R}^m$ such that the extended system

$$\dot{x} = f(x, \psi(x, y, v)), \quad \dot{y} = g(x, y, v), \quad (\text{II})$$

can be brought via a local change of coordinates¹ $z = \Phi(x, y)$ into a linear controllable system of the form

$$\dot{z} = \mathbf{A}z + \mathbf{B}v, \quad (\Lambda)$$

where \mathbf{A} and \mathbf{B} are matrices corresponding to the Burnovsky Controllable Canonical Form².

The above precompensator is said to be endogenous if there exist a smooth function μ and an integer ℓ such that $y = \mu(x, u, \dot{u}, \dots, u^{(\ell)})$; thus the precompensator does not introduce new states in the system, y being generated by the original state x , original control u and its successive time derivatives. The feedback is invertible if one can uniquely express v as $v = \bar{\nu}(x, y, u, \dots, u^{(\ell)})$, which in the endogenous case simplifies to

$$v = \bar{\nu}(x, y, u, \dots, u^{(\ell)}) = \nu(x, u, \dots, u^{(\ell)}). \quad (2.1)$$

B. Difference Flatness (Discrete time)

Consider a discrete time control system given by

$$x^+ = f(x, u) \quad (\Sigma_d)$$

with $x \in \mathcal{X} \subset \mathbb{R}^n, u \in \mathcal{U} \subset \mathbb{R}^m$, where the superscript “+” denotes the forward shift by one discretization period, and $f : \mathcal{X} \times \mathcal{U} \rightarrow \mathcal{X}$ is a \mathcal{C}^∞ smooth map such that $\text{Rank}(D_{(x,u)} f) = n$.

This assumption is readily satisfied by discrete time systems arising from the discretization of a continuous time system, as for such systems one has $\text{Rank}(D_x f) = n$. If (Σ_d) is the discretization of a continuous time system with discretization period h , the notation $x[k]$ is adopted to denote the value of the variable x at time kh .

For discrete time systems, difference flatness can be defined in a direct analogy with the continuous time case by replacing time derivatives with forward shifts, see for instance [11], [16], [22], [26]. Under this definition³, as in the continuous time case, flatness is equivalent to linearizability via an endogenous dynamic feedback, as defined for discrete time systems in [28].

Similarly to the continuous-time case, the results on difference flatness are local; therefore, to preserve their local nature, we must ensure that x^+ , as determined by (Σ_d) , remains sufficiently close to x . The continuity of f guarantees that this can be achieved by restricting the analysis to a sufficiently small neighborhood of an equilibrium point (x_0, u_0) of (Σ_d) , that is, a point (x_0, u_0) satisfying $f(x_0, u_0) = x_0$. This assumption is standard in the discrete time control literature (see, e.g., [29], [30]).

Below, the operator δ is used to denote the forward shift by one discretization period, i.e., $\delta x[k] = x[k+1]$, which we also denote by using the superscript “+”. In the definition

¹The static feedback transformation that may à priori be applied on (II) for (static) feedback linearizability, see [25], is contained in ψ .

²Since every linear system can be converted into a canonical form by a linear transformation, such a form always exists and can be readily obtained.

³There exists another definition allowing also for backward shifts, see, for instance, [27], but we do not consider it here since in the terminology of [28], such systems would be linearizable by an exogenous dynamic feedback.

of difference flatness, we also need higher forward shifts (associated to the control input and to the flat output): for fixed $l > 0$, $\delta^l u = \delta^{l-1}(\delta u)$ is a repeated application of the forward shift operator and denotes $\delta^l u[k] = u[k+l]$. For any given smooth map $\psi(x, u, \delta u, \dots, \delta^l u)$, the forward shift operator acts according to $\delta\psi(x, u, \delta u, \dots, \delta^l u) = \psi(f(x, u), \delta u, \delta^2 u, \dots, \delta^{l+1} u)$.

Definition 2.2 (Difference Flatness): The discrete time system (Σ_d) is difference flat around an equilibrium (x_0, u_0) if there exist an open set \mathcal{O}^l containing $(x_0, \bar{u}_0^l) = (x_0, u_0, \dots, u_0)$ and m smooth functions $\varphi_i = \varphi_i(x, u, \delta u, \dots, \delta^p u)$ with $p \leq l$, $1 \leq i \leq m$, defined in \mathcal{O}^l , having the following property: there exist an integer s and smooth functions γ_i , $1 \leq i \leq n$ and ξ_j , $1 \leq j \leq m$, such that

$$x_i = \gamma_i(\varphi, \delta\varphi, \dots, \delta^{s-1}\varphi), \text{ and } u_j = \xi_j(\varphi, \delta\varphi, \dots, \delta^s\varphi),$$

for any control $k \mapsto u[k]$ and corresponding trajectory $k \mapsto x[k]$ satisfying $(x[k], u[k], \delta u[k], \dots, \delta^l u[k]) \in \mathcal{O}^l$, where $\varphi = (\varphi_1, \dots, \varphi_m)$ is called a *flat output*.

III. FLATNESS PRESERVING DISCRETIZATION

It has been established in the literature that, in general, the flatness is not preserved under discretization (whether exact or approximate). For example, Grizzle [31] demonstrates that static feedback linearizability (a property satisfied by a special subclass of flat systems, see Section II) is not preserved under discretization.

Example 3.1: To illustrate this phenomenon, consider the following example from [17]:

$$\dot{x}_1 = x_2^2 + x_2 + x_1 u, \quad \dot{x}_2 = (1 + x_2)u \quad (3.1)$$

which is flat with flat output $y = x_1/(1 + x_2)$. However, its Explicit Euler discretization

$$x_1^+ = x_1 + h(x_2^2 + x_2 + x_1 u), \quad x_2^+ = x_2 + h(1 + x_2)u$$

where $h > 0$ is the discretization period, is not flat for any choice of $h > 0$. \triangleright

In [1], we have demonstrated that for a given static feedback linearizable continuous time system, using discretization maps [20], it is possible to construct discretization schemes that preserve feedback linearizability. Inspired by this work, the goal of the current paper is to show that a similar result can be used for generating flatness preserving discretizations schemes.

A. Discretization Maps

When discretizing, Euclidean techniques ensure that the evolution of the ensuing discretized system occurs on a Euclidean space. Apart from this basic requirement, different discretization schemes ensure different requirements in terms of the deviation from the original nonlinear system. However, for systems evolving on nonlinear manifolds, such Euclidean schemes do not even guarantee the basic requirement that the system state remains on the manifold for all time instants. This deprives the discretization of its relevance since the

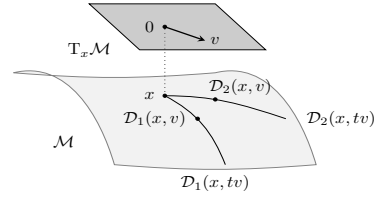


Fig. 3.1. Discretization map \mathcal{D} mapping points from $T\mathcal{M}$ on to $\mathcal{M} \times \mathcal{M}$.

values of the discretized variables lose their physical significance in the context of the problem. For instance, a 3×3 matrix of real numbers may no longer satisfy the properties of a 3×3 rotation matrix ($\det(\cdot) = 1$ and $(\cdot)^T(\cdot) = I$, where I denotes the identity matrix).

Discretization maps, as we refer to in this article, are a class of maps that utilize the geometric properties of the manifold to construct discretizations such that the system state remains on the manifold for all $k \in \mathbb{N}$, where k is the iterating index of the discretized trajectory.

Definition 3.2 (Discretization Maps [20]): Let \mathcal{M} be a smooth manifold and $T\mathcal{M}$ be the associated tangent bundle. Let $\mathcal{O} \subset T\mathcal{M}$ be an open neighborhood of the zero section of the tangent bundle $T\mathcal{M}$. Then $\mathcal{D}(x, \nu) := (\mathcal{D}_1(x, \nu), \mathcal{D}_2(x, \nu)) \in \mathcal{M} \times \mathcal{M}$ for all $(x, \nu) \in \mathcal{O}$ is a discretization map if, for every $x \in \mathcal{X}$, it satisfies

- (i) $(x, 0_x) \mapsto \mathcal{D}(x, 0_x) = (x, x)$, and
- (ii) $T_{(x, 0_x)}\mathcal{D}_2 - T_{(x, 0_x)}\mathcal{D}_1 : T_{(x, 0_x)}T\mathcal{M} \simeq T_x\mathcal{M} \longrightarrow T_x\mathcal{M}$ is the identity map on $T_x\mathcal{M}$,

where $T_{(x, 0_x)}\mathcal{D}_i$ is the tangent map of \mathcal{D}_i , $i \in \{1, 2\}$ at 0_x (the zero element in $T_x\mathcal{M}$) and $T_{(x, 0_x)}T\mathcal{M}$ is canonically identified with $T_x\mathcal{M}$.

Intuitively, for each point $x \in \mathcal{M}$ and a velocity vector $\nu \in T_x\mathcal{M}$, the discretization map generates two points $\mathcal{D}_1(x, \nu)$ and $\mathcal{D}_2(x, \nu)$ on the manifold, and it preserves the velocities arbitrarily close to zero velocity 0_x . These two points represent the initial and next states after a small time step in a discretization scheme. Condition (i) states that if the velocity is zero, the map returns the same point twice, meaning that when the system does not move, the “initial” and “final” states of the discrete time step coincide. The intuition behind condition (ii) is that for small velocities close to zero, the difference between the two points, exactly reproduces the initial tangent vector. In other words, the discretization scheme locally preserves the velocity, ensuring that the discrete approximation closely matches the continuous time dynamics for small steps. This defines a geometry preserving discretization scheme, which keeps the points on the manifold rather than allowing them to leave it.

A schematic representation of how discretization maps work is shown in Fig. 3.1. From the definition of the discretization map, it is possible to deduce that \mathcal{D} is a local diffeomorphism from a tubular neighborhood of the zero section to a tubular neighborhood of the set of identities (points of the form (x, x)). This ensures that the map can be locally inverted to recover the initial tangent vector from the two discrete points.

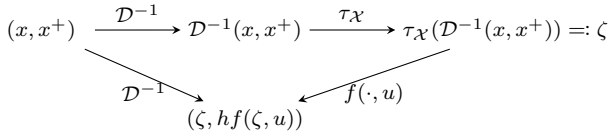


Fig. 3.2. Discretization scheme for $\dot{x} = f(x, u)$, from a given discretization map \mathcal{D} .

To sum up, discretization maps allow us to naturally construct numerical discretization for dynamical systems that respect the geometrical constraints and keep system states on the underlying manifold.

Proposition 3.3 (Discretization of a vector field [20]):

Let \mathcal{D} be any arbitrary discretization map on $\text{T}\mathcal{X}$ and \mathcal{D}^{-1} be its inverse. Let $\dot{x} = f(x, u)$, $x \in \mathcal{X}$, $u \in \mathcal{U}$, be a given control system. For a given stepsize $h > 0$, and a given control sequence $k \mapsto u[k]$, define a sequence $k \mapsto x[k]$ using the following recursion

$$\mathcal{D}^{-1}(x, x^+) = (\tau_{\mathcal{X}}(\mathcal{D}^{-1}(x, x^+)), hf(\tau_{\mathcal{X}}(\mathcal{D}^{-1}(x, x^+)), u)) \quad (3.2)$$

with $\text{T}\mathcal{X} \ni (x, \nu) \mapsto \tau_{\mathcal{X}}(x, \nu) = x$ as the canonical projection of $\text{T}\mathcal{X}$ on to \mathcal{X} . Then (3.2) results in a numerical discretization of $\dot{x} = f(x, u)$ with the zero order hold control $u(t) = u[k]$ for all $t \in [kh, (k+1)h[$, accurate at least up to first order⁴.

The process of obtaining a discretization scheme from a given discretization map is represented by a schematic in Fig. 3.2

Example 3.4: Let $\mathcal{X} = \mathbb{R}^n$ and fix $\alpha \in [0, 1]$. Then $\mathcal{D}(x, \nu) = (x - \alpha\nu, x + (1 - \alpha)\nu)$, where $(x, \nu) \in \text{T}\mathcal{X}$, is a discretization map which results in the discretization scheme: $x^+ = x + hf((1 - \alpha)x^+ + \alpha x, u)$, which can be implicitly solved for x^+ to obtain a discrete system of type (Σ_d) . \triangleright

For each choice of discretization map \mathcal{D} , relation (3.2) results in a different numerical discretization scheme for $\dot{x} = f(x, u)$. The task of finding flatness preserving discretization scheme then boils down to finding an appropriate discretization map. In this direction, we recall the following result from [1] that allows us to induce discretization between manifolds (see Fig. 3.3).

Proposition 3.5 ([1]): Let \mathcal{M} and \mathcal{N} be two manifolds such that \mathcal{M} is diffeomorphic to \mathcal{N} . Let $\mathcal{M} \ni x \mapsto \phi(x) \in \mathcal{N}$ be the required diffeomorphism. Then for a given discretization map \mathcal{D} on $\text{T}\mathcal{M}$, $\mathcal{D}' := (\phi \times \phi) \circ \mathcal{D} \circ \text{T}\phi^{-1}$, where $(\phi \times \phi)(x, x') := (\phi(x), \phi(x')) \in \mathcal{N} \times \mathcal{N}$ and $(x, \nu) \mapsto \text{T}\phi(x, \nu) := (\phi(x), \text{D}\phi(x)\nu)$ is the tangent lift of ϕ , is a discretization map on $\text{T}\mathcal{N}$ and viceversa.

⁴Consider a control system $\dot{x} = f(x, u)$ referred (Σ) and for a given control input $u(t)$, let $x(t)$ be its exact solution. A numerical approximation $x^+ = f_h(x, u)$ for (Σ) is called of order r if there exist $K > 0$ and some $h_0 > 0$ such that for all $0 < h < h_0$, and $k \in \mathbb{N}$, $\|x((k+1)h) - f_h(x(kh), u(kh))\|/h \leq Kh^r$ (see [32]).

It is possible to construct discretization maps that result in higher order discretization schemes, see [20].

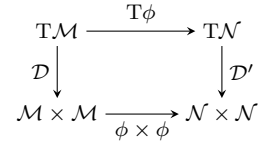


Fig. 3.3. \mathcal{D} and \mathcal{D}' commute.

B. Main Result: Flatness Preserving Discretizations

Propositions 3.3 and 3.5 lie at the crux of the machinery to construct flatness preserving discretizations. Since the class of flat systems is equivalent to that of systems linearizable by dynamic endogenous feedback, the idea is to construct discretization maps on the precompensated system brought into its linear equivalent and lift it using a diffeomorphism to construct discretization schemes for the original systems.

Our main result is given by the following theorem constructing flatness preserving discretization schemes. Next, for ease of notation, for a precompensated system (II), we define $\xi := (x, y)$ and compactly denote (II) as $\dot{\xi} = \mathbf{F}(\xi, v)$, with $\mathbf{F}(\xi, v) := (f(x, y, v), g(x, y, v))$.

Theorem 3.6 (Flatness Preserving Discretization):

Consider a flat continuous time system (Σ_c) and construct a precompensated system (II) that is locally diffeomorphic to a linear system (A) through a local change of coordinates Φ , see Section II-A. Let $\mathcal{M} \subset \mathcal{X} \times \mathcal{Y}$ be the local neighborhood on which Φ is defined and $\mathcal{N} := \Phi(\mathcal{M})$ be its image. Let $\mathcal{O}' \subset \text{T}\mathcal{N}$ be an open neighborhood of the zero section of $\text{T}\mathcal{N}$, the tangent bundle of \mathcal{N} , and $\mathcal{D}' : \mathcal{O}' \rightarrow \mathcal{N} \times \mathcal{N}$ be a discretization map on $\text{T}\mathcal{N}$. Then the following statements hold:

(i) The map

$$\mathcal{D}^{-1}(z, z^+) = (\tau_{\mathcal{N}}(\mathcal{D}'^{-1}(z, z^+)), h(\mathbf{A}\tau_{\mathcal{N}}(\mathcal{D}'^{-1}(z, z^+)) + \mathbf{B}v)) \quad (3.3)$$

defines the following linear first order discretization of (A)

$$z^+ = \mathbf{A}_h z + \mathbf{B}_h v, \quad (\Lambda_h)$$

where \mathbf{A}_h and \mathbf{B}_h are fixed matrices obtained by solving (3.3) for z^+ .

(ii) The map

$$\mathcal{D} = (\Phi^{-1} \times \Phi^{-1}) \circ \mathcal{D}' \circ \text{T}\Phi \quad (3.4)$$

is a discretization map on $\text{T}\mathcal{M}$, and

$$\mathcal{D}^{-1}(\xi, \xi^+) = (\tau_{\mathcal{M}}(\mathcal{D}^{-1}(\xi, \xi^+)), h\mathbf{F}(\tau_{\mathcal{M}}(\mathcal{D}^{-1}(\xi, \xi^+)), v)) \quad (3.5)$$

is a first order discretization of (II), which when solved for ξ^+ and written as

$$\xi^+ = \begin{pmatrix} x^+ \\ y^+ \end{pmatrix} = \mathbf{F}_h(\xi, v) = \begin{pmatrix} f_h(x, y, v) \\ g_h(x, y, v) \end{pmatrix} \quad (\Pi_h)$$

is diffeomorphic to (Λ_h) through the local coordinate change $z := \Phi(\xi)$, and is therefore flat.

Proof: Proof of (i) : Applying Proposition 3.3 to (A), the map (3.3) results in a first order discretization of (A), which is linear and of the form (Λ_h) .

Proof of (ii) : To simplify the notation, define $\zeta = \tau_{\mathcal{M}}(\mathcal{D}^{-1}(\xi, \xi^+))$. Then from (3.5), we have $(\xi, \xi^+) = \mathcal{D}(\zeta, h\mathbf{F}(\zeta, v))$ and consequently we have

$$(\Phi \times \Phi)(\xi, \xi^+) = (\Phi \times \Phi)(\mathcal{D}(\zeta, h\mathbf{F}(\zeta, v)))$$

Substituting \mathcal{D} from (3.4) and expanding we get

$$\begin{aligned} (\Phi(\xi), \Phi(\xi^+)) &= \mathcal{D}'(\Phi(\zeta), h\mathcal{D}\Phi(\zeta)\mathbf{F}(\zeta, v)) \\ &= \mathcal{D}'(\Phi(\zeta), h(\mathbf{A}\Phi(\zeta) + \mathbf{B}v)). \end{aligned} \quad (3.6)$$

Substituting $\mathcal{D}^{-1} = \mathbf{T}\Phi^{-1} \circ \mathcal{D}'^{-1} \circ (\Phi \times \Phi)$ in the expression of ζ we have

$$\begin{aligned} \Phi(\zeta) &= \Phi(\tau_{\mathcal{M}}(\mathcal{D}^{-1}(\xi, \xi^+))) \\ &= \Phi(\tau_{\mathcal{M}} \circ \mathbf{T}\Phi^{-1} \circ \mathcal{D}'^{-1} \circ (\Phi \times \Phi)(\xi, \xi^+)) \\ &= \Phi(\tau_{\mathcal{M}} \circ \mathbf{T}\Phi^{-1}(\mathcal{D}'^{-1}(\Phi(\xi), \Phi(\xi^+)))) \end{aligned}$$

For any $(z, \rho) \in \mathbf{T}\mathcal{N}$, we have $\tau_{\mathcal{M}} \circ \mathbf{T}\Phi^{-1}(z, \rho) = \tau_{\mathcal{N}}(\Phi^{-1}(z), \mathcal{D}\Phi^{-1}(z), \rho) = \Phi^{-1}(z) = \Phi^{-1} \circ \tau_{\mathcal{N}}(z, \rho)$. Therefore we have

$$\begin{aligned} \Phi(\zeta) &= \Phi(\Phi^{-1} \circ \tau_{\mathcal{N}}(\mathcal{D}'^{-1}(\Phi(\xi), \Phi(\xi^+)))) \\ &= \tau_{\mathcal{N}}(\mathcal{D}'^{-1}(\Phi(\xi), \Phi(\xi^+))) =: \zeta' \end{aligned}$$

Substituting for $\Phi(\zeta)$ in (3.6), results in $\mathcal{D}'^{-1}(\Phi(\xi), \Phi(\xi^+)) = (\zeta', h(\mathbf{A}\zeta' + \mathbf{B}v))$ which using (3.3), further implies,

$$\Phi(\xi^+) = \mathbf{A}_h\Phi(\xi) + \mathbf{B}_h v = \Phi(\mathbf{F}_h(\xi, v)).$$

Setting $\Phi(\xi) = z$, we show (Π_h) is diffeomorphic to a linear system (Λ_h) and hence is flat. ■

Remark 3.7: Observe that

- (i) The discretization map \mathcal{D} , as defined in (3.4), also preserves the linearizing coordinate transformation Φ , and consequently, the flat outputs.
- (ii) For each choice of \mathcal{D}' , one gets a different \mathcal{D} and consequently, one gets different discretization schemes of type (Π_h) for (II) that are feedback linearizable.
- (iii) Even though the control input $v(t)$ for the extended system (II) can be kept constant on the interval $[kh, (k+1)h]$, an exact implementation of the feedback $u(t) = \psi(x(t), y(t), v(t))$ may not be constant over $[kh, (k+1)h]$. To overcome this, we implement a zero order hold control with control held at $u(t) = u[k] := \psi(x[k], y[k], v[k])$ for all $t \in [kh, (k+1)h]$. This limits the order of accuracy of the discretization scheme. Irrespective of the order of accuracy of (Λ_h) , the accuracy of (Π_h) can, in general, be guaranteed upto first order.

Fig. 3.4 shows a schematic of discrete time implementation of a flat system.

IV. AN ILLUSTRATIVE EXAMPLE

In order to illustrate Theorem 3.6, consider the following dynamical system

$$\begin{pmatrix} \dot{x}_1 \\ \dot{x}_2 \\ \dot{x}_3 \\ \dot{x}_4 \end{pmatrix} = \begin{pmatrix} x_2 + 2x_2x_3 \\ x_3 \\ 0 \\ 0 \end{pmatrix} + \begin{pmatrix} 0 \\ 0 \\ 1 \\ 0 \end{pmatrix} u_1 + \begin{pmatrix} 2x_2x_4 \\ x_4 \\ 0 \\ 1 + x_3 \end{pmatrix} u_2, \quad (4.1)$$

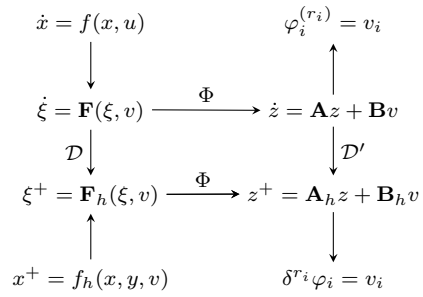


Fig. 3.4. Discrete time implementation of (Σ_c) via a flatness preserving discretization scheme, with flat outputs φ_i , $1 \leq i \leq m$.

around any $x_0 \in \mathbb{R}^4$ and $u_0 \in \mathbb{R}^2$ such that $x_0 \neq (\cdot, 0, -1, 0)$ and $1 + x_{03} - u_{02}x_{04} \neq 0$. We define the dynamic compensator in two steps: first, we introduce the prolongation of control u_2 by setting $y = u_2, \dot{y} = \mu_2, u_1 = \mu_1$, resulting in the extended system

$$\begin{pmatrix} \dot{x}_1 \\ \dot{x}_2 \\ \dot{x}_3 \\ \dot{x}_4 \\ \dot{y} \end{pmatrix} = \begin{pmatrix} x_2 + 2x_2x_3 \\ x_3 \\ 0 \\ 0 \\ 0 \end{pmatrix} + \begin{pmatrix} 2x_2x_4 \\ x_4 \\ 0 \\ 1 + x_3 \\ 0 \end{pmatrix} y + \begin{pmatrix} 0 \\ 0 \\ \mu_1 \\ 0 \\ 0 \end{pmatrix} + \begin{pmatrix} 0 \\ 0 \\ 0 \\ 0 \\ \mu_2 \end{pmatrix},$$

and then introduce the following local invertible feedback

$$\begin{aligned} \begin{pmatrix} \mu_1 \\ \mu_2 \end{pmatrix} &= \psi(x, y, v) = \begin{pmatrix} 1 & x_4 \\ y & 1 + x_3 \end{pmatrix}^{-1} \begin{pmatrix} v_1 - (1 + x_3)y^2 \\ v_2 \end{pmatrix} \\ &= \begin{pmatrix} \frac{(1+x_3)v_1 - x_4v_2 - (1+x_3)^2y^2}{1+x_3-x_4y} \\ \frac{yv_1 + v_2 - (1+x_3)y^3}{1+x_3-x_4y} \end{pmatrix}, \end{aligned}$$

where $v := (v_1, v_2)$ is the new control. Then the precompensated system is given by:

$$\dot{\xi} := \begin{pmatrix} \dot{x}_1 \\ \dot{x}_2 \\ \dot{x}_3 \\ \dot{x}_4 \\ \dot{y} \end{pmatrix} = \begin{pmatrix} x_2 + 2x_2(x_3 + x_4y) \\ x_3 + x_4y \\ \psi_1(x, y, v) \\ (1 + x_3)y \\ \psi_2(x, y, v) \end{pmatrix} =: \mathbf{F}(\xi, v), \quad (4.2)$$

with $\xi := (x, y)$, and can be transformed, locally around (x_0, y_0) such that $1 + x_{03} - y_0x_{04} \neq 0$, via the change of coordinates $z := (z_1, z_2, z_3, z_4, z_5) := \Phi(x_1, x_2, x_3, x_4, y) := (x_1 - x_2^2, x_2, x_3 + x_4y, x_4, (1 + x_3)y)$ into the following controllable linear system

$$\begin{aligned} \dot{z}_1 &= z_2, & \dot{z}_4 &= z_5, \\ \dot{z}_2 &= z_3, & \dot{z}_5 &= v_2. \\ \dot{z}_3 &= v_1, \end{aligned} \quad (4.3)$$

which we can compactly write as $\dot{z} = \mathbf{A}z + \mathbf{B}v$. Thus, (4.1) is linearizable by a dynamic endogenous invertible feedback and therefore flat. Further, from (4.3), the flat outputs are $(\varphi_1, \varphi_2) = (z_1, z_4) = (x_1 - x_2^2, x_4)$.

A. Flatness preserving discretization

We now use Theorem 3.6 to construct a flatness preserving discretization scheme for (4.1). Let \mathcal{M} be the domain on which Φ is defined and $\mathcal{N} = \Phi(\mathcal{M})$ be its image. Consider the following discretization map on TN , $\text{TN} \ni (z, \rho) \mapsto \mathcal{D}'(z, \rho) = (z, z + \rho) \in \mathcal{N} \times \mathcal{N}$, resulting in the discretization scheme: $\mathcal{D}'^{-1}(z, z^+) = (\mathcal{D}'^{-1}(z, z^+), h(\mathbf{A}\mathcal{D}'^{-1}(z, z^+) + \mathbf{B}v))$ for (4.3) resulting in the linear discrete system

$$\begin{aligned} z_1^+ &= z_1 + h z_2, & z_4^+ &= z_4 + h z_5, \\ z_2^+ &= z_2 + h z_3, & z_5^+ &= z_5 + h v_2, \\ z_3^+ &= z_3 + h v_1, \end{aligned} \quad (4.4)$$

which we denote compactly as $z^+ = \mathbf{A}_h z + \mathbf{B}_h v$. Then,

$$\begin{aligned} (\xi, \nu) &\mapsto \mathcal{D}(\xi, \nu) := ((\Phi^{-1} \times \Phi^{-1}) \circ \mathcal{D}' \circ \text{T}\Phi)(\xi, \nu) \\ &:= (\xi, \Phi^{-1}(\Phi(\xi) + \text{D}\Phi(\xi) \cdot \nu)), \end{aligned}$$

is a discretization map on TM and results in the following discretization scheme of (4.2):

$$\begin{pmatrix} x^+ \\ y^+ \end{pmatrix} := \xi^+ = \Phi^{-1}(\Phi(\xi) + h \text{D}\Phi(\xi) \mathbf{F}(\xi, v)) =: \begin{pmatrix} f_h(x, y, v) \\ g_h(x, y, v) \end{pmatrix}$$

which is diffeomorphic to the linear discrete system (4.4) by a coordinate change Φ , and thus, is flat with discrete time flat outputs $(\varphi_1, \varphi_2) = (z_1, z_4) := (x_1 - x_2^2, x_4)$. The corresponding continuous time control input u for (4.1) is obtained using zero order hold and is given by

$$u(t) = u[k] := (\psi(x[k], y[k], v[k]), y[k]), \quad t \in [kh, (k+1)h].$$

B. Trajectory tracking using difference flatness

We utilize flatness to track given reference trajectories $t \mapsto \varphi_i^*(t)$, $i \in \{1, 2\}$, for the flat output components of (4.1). The discretized reference trajectories are obtained by sampling the continuous time ones, and are given by $k \mapsto \varphi_i^*[k] = \varphi_i^*(kh)$, where h is the stepsize. Since (4.4) is flat, the reference state trajectories $k \mapsto z_i^*[k]$ and the nominal input $k \mapsto v^*[k]$ can be uniquely expressed as functions of flat outputs and their forward shifts. Let $k \mapsto e[k] = z[k] - z^*[k]$ be the tracking error. Consider a control input $v[k] = v^*[k] + K e[k]$, where $K \in \mathbb{R}^{2 \times 5}$ is the gain vector such that $\mathbf{A}_h + \mathbf{B}_h K$ has eigenvalues inside the unit circle, then $z[k] \rightarrow z^*[k]$ as $k \rightarrow \infty$ resulting in asymptotic tracking of the discrete time trajectories, and applying $u(t)$ as defined with zero hold results in continuous time $x(t), y(t)$ trajectories converging to $(x^*(t), y^*(t)) = \Phi^{-1}(z^*(t))$.

Remark 4.1: Since the obtained discretization is approximate, in particular, accurate only upto first order, in order to apply control $u(t)$ effectively, the integrator must be reset periodically [32]. While, we do not formally prove it here, the numerical experiments suggest that the continuous time system trajectories converge to reference trajectories.

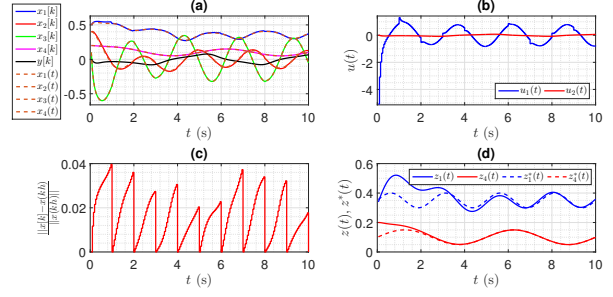


Fig. 5.1. Simulation Results for $h = 50$ milliseconds: (a) system trajectories $x[k], x(t)$, (b) Control input u , (c) Relative error $\|x[k] - x(kh)\| / \|x(kh)\|$, the accumulated error is reset every 1 second by setting $x[k] = x(kh)$ and (d) Flat outputs (z_1, z_4) tracking reference (z_1^*, z_4^*)

V. SIMULATION RESULTS

In order to demonstrate our results, we simulated (4.1) using MATLAB. The simulation horizon was set to 10 seconds and the stepsize h was set to 0.05 seconds (50 milliseconds). The initial condition was chosen as $(x(0), y(0)) = ((0.5, 0.2, 0.1, 0.2), 0)$. The reference trajectories were chosen as $(z_1^*(t), z_4^*(t)) = (0.3 + 0.05 \sin(0.4\pi t), 0.1 + 0.05 \sin(0.2\pi t))$ for all $t \in [0, 10]$. The control input was set as $v[k] = v^*[k] + K e[k]$, with

$$v^* = \left(\frac{\delta^3 z_1^* - 3\delta^2 z_1^* + 3\delta z_1^* - z_1^*}{h^3}, \frac{\delta^2 z_4^* - 2\delta z_4^* + z_4^*}{h^2} \right),$$

and $K = - \begin{pmatrix} 10 & 10 & 10 & 0 & 0 \\ 0 & 0 & 0 & 10 & 10 \end{pmatrix}$ resulting in the Eigen values of $\mathbf{A}_h + \mathbf{B}_h K$ as $((-0.73 + j0), (0.12 \pm j0.81), (0.25 \pm j0.66))$, with $j = \sqrt{-1}$.

Since numerical integrators are approximate and accumulate errors over time, they must be reset periodically [32]. The integrator was reset every 1 second (20 cycles) by setting $x[k] = x(kh)$. The simulation results are shown in Fig. 5.1 The state and control plots for the discretized system are shown in Plots (a) and (b), respectively. The relative error $\|x[k] - x(kh)\| / \|x(kh)\|$ where $x(kh)$ is the exact trajectory (obtained by ODE45 solver of MATLAB) of (4.1) sampled at $t = kh$, is plotted in Plot (c). Finally, Plot (d) shows that $(z_1(t), z_4(t))$ asymptotically track $z_1^*(t), z_4^*(t)$.

VI. CONCLUSION

In this article, we have extended the results of [1] to flat systems and provided a family of discretization schemes that preserve flatness. Since the class of differently (and difference) flat systems is equivalent to the class of systems linearizable by dynamical endogenous feedback, Theorem 3.6 allows us to construct, for that class of systems, discretization schemes leading to discrete systems that are feedback linearizable. One of the key features of the presented results is that, except differently flatness, we do not assume any specific form for the dynamics of the continuous time system. Therefore, our results apply to a large class of systems (in particular, to all nonlinear control systems known to be flat). Moreover, such discretization schemes also preserve the flat outputs, facilitating easy implementation in discrete time.

REFERENCES

- [1] A. Jindal, R. Banavar, and D. M. Diego, “Constructing feedback linearizable discretizations for continuous-time systems using retraction maps,” *IEEE Control Systems Letters*, vol. 7, pp. 2467–2472, 2023.
- [2] M. Fliess, J. Lévine, P. Martin, and P. Rouchon, “Flatness and defect of non-linear systems: introductory theory and examples,” *International Journal of Control*, vol. 61, no. 6, pp. 1327–1361, 1995.
- [3] X. Wang and W. Sun, “Trajectory tracking of autonomous vehicle: A differential flatness approach with disturbance-observer-based control,” *IEEE Transactions on Intelligent Vehicles*, vol. 8, no. 2, pp. 1368–1379, 2022.
- [4] P. Martin, P. Rouchon, and R. M. Murray, “Flat systems, equivalence and trajectory generation,” Aug. 2006, lecture. [Online]. Available: <https://cel.hal.science/cel-00392180>
- [5] B. Kolar, H. Rams, and K. Schlacher, “Time-optimal flatness based control of a gantry crane,” *Control Engineering Practice*, vol. 60, pp. 18–27, 2017.
- [6] R. M. Murray, M. Rathinam, and W. Sluis, “Differential flatness of mechanical control systems: A catalog of prototype systems,” in *ASME international mechanical engineering congress and exposition*. Citeseer, 1995.
- [7] D. Mellinger and V. Kumar, “Minimum snap trajectory generation and control for quadrotors,” in *2011 IEEE international conference on robotics and automation*. IEEE, 2011, pp. 2520–2525.
- [8] M. Greeff and A. P. Schoellig, “Flatness-based model predictive control for quadrotor trajectory tracking,” in *2018 IEEE/RSJ International Conference on Intelligent Robots and Systems (IROS)*. IEEE, 2018, pp. 6740–6745.
- [9] S. Sun, A. Romero, P. Foehn, E. Kaufmann, and D. Scaramuzza, “A comparative study of nonlinear mpc and differential-flatness-based control for quadrotor agile flight,” *IEEE Transactions on Robotics*, vol. 38, no. 6, pp. 3357–3373, 2022.
- [10] J. Welde, M. D. Kvalheim, and V. Kumar, “The role of symmetry in constructing geometric flat outputs for free-flying robotic systems,” in *2023 IEEE International Conference on Robotics and Automation (ICRA)*. IEEE, 2023, pp. 12 247–12 253.
- [11] B. Kolar, J. Diwold, and M. Schöberl, “Necessary and sufficient conditions for difference flatness,” *IEEE Transactions on Automatic Control*, vol. 68, no. 3, pp. 1715–1721, 2022.
- [12] J. Lévine, *Analysis and Control of Nonlinear Systems: A Flatness-Based Approach*. Springer, 2009.
- [13] P. Martin, R. Murray, and P. Rouchon, “Flat systems, equivalence and feedback,” in *Advances in the control of nonlinear systems*, A. Baños, F. Lamnabhi-Lagarigue, and F. J. Montoya, Eds. London: Springer London, 2001, pp. 5–32.
- [14] —, “Flat systems: open problems, infinite dimensional extension, symmetries and catalog,” in *Advances in the control of nonlinear systems*, A. Baños, F. Lamnabhi-Lagarigue, and F. J. Montoya, Eds. London: Springer London, 2001, pp. 33–57.
- [15] J. Diwold, B. Kolar, and M. Schöberl, “A trajectory-based approach to discrete-time flatness,” *IEEE Control Systems Letters*, vol. 6, pp. 289–294, 2021.
- [16] B. Kolar, A. Kaldmäe, M. Schöberl, Ü. Kotta, and K. Schlacher, “Construction of flat outputs of nonlinear discrete-time systems in a geometric and an algebraic framework,” *IFAC-PapersOnLine*, vol. 49, no. 18, pp. 796–801, 2016.
- [17] J. Diwold, “Theory and applications of discrete-time flatness,” Ph.D. dissertation, JOHANNES KEPLER UNIVERSITY LINZ, 2023. [Online]. Available: <https://resolver.obvsg.at/urn:nbn:at:at-ubl:1-60402>
- [18] J. Diwold, B. Kolar, and M. Schöberl, “Discrete-time flatness-based control of a gantry crane,” *Control Engineering Practice*, vol. 119, p. 104980, 2022.
- [19] —, “Discrete-time flatness-based controller design using an implicit euler-discretization,” *IFAC-PapersOnLine*, vol. 56, no. 1, pp. 138–143, 2023.
- [20] M. Barbero Liñán and D. Martín de Diego, “Extended retraction maps: a seed of geometric integrators,” *Found. Comput. Math.*, 2022.
- [21] E. Fossas, J. Franch, and A. Palau, “Flatness, tangent systems and flat outputs,” in *Proceedings of the 1998 American Control Conference. ACC (IEEE Cat. No. 98CH36207)*, vol. 1. IEEE, 1998, pp. 313–317.
- [22] H. Sira-Ramírez and S. K. Agrawal, *Differentially Flat Systems*. CRC Press, 2004.
- [23] P. Martin, “Contribution à l’étude des systèmes différentiellement plats,” Ph.D. dissertation, l’Ecole Nationale Supérieure de Mines de Paris, 1992.
- [24] J. Pomet, “A differential geometric setting for dynamic equivalence and dynamic linearization,” *Banach Center Publ.*, Vol. 32, pp. 319–339, 1995.
- [25] B. Jakubczyk and W. Respondek, “On linearization of control systems,” *Bull. Acad. Polon. Sci. Ser. Sci. Math.*, vol. 28, no. 9-10, pp. 517–522, 1980.
- [26] A. Kaldmäe *et al.*, “On flatness of discrete-time nonlinear systems,” *IFAC Proceedings Volumes*, vol. 46, no. 23, pp. 588–593, 2013.
- [27] P. Guillot and G. Millérioux, “Flatness and submersivity of discrete-time dynamical systems,” *IEEE Control Systems Letters*, vol. 4, no. 2, pp. 337–342, 2019.
- [28] E. Aranda-Bricaire and C. H. Moog, “Linearization of discrete-time systems by exogenous dynamic feedback,” *Automatica*, vol. 44, no. 7, pp. 1707–1717, 2008.
- [29] J. Grizzle, “Feedback linearization of discrete-time systems,” in *Analysis and Optimization of Systems*. Springer, 1986, pp. 273–281.
- [30] Ü. Kotta, “Inversion method in the discrete-time nonlinear control systems synthesis problems,” 1995.
- [31] J. Grizzle and P. Kokotovic, “Feedback linearization of sampled-data systems,” *IEEE Transactions on Automatic Control*, vol. 33, no. 9, pp. 857–859, 1988.
- [32] S. Blanes and F. Casas, *A Concise Introduction to Geometric Numerical Integration*. CRC press, 2017.