

Abstract 3D Perception for Spatial Intelligence in Vision-Language Models

Yifan Liu^{1,2}, Fangneng Zhan^{2,3}, Kaichen Zhou³, Yilun Du², Paul Pu Liang³, Hanspeter Pfister^{2†}

¹Tsinghua University ²Harvard University ³Massachusetts Institute of Technology

Abstract

Vision-language models (VLMs) struggle with 3D-related tasks such as spatial cognition and physical understanding, which are crucial for real-world applications like robotics and embodied agents. We attribute this to a modality gap between the 3D tasks and the 2D training of VLM, which led to inefficient retrieval of 3D information from 2D input. To bridge this gap, we introduce *SandboxVLM*, a simple yet effective framework that leverages abstract bounding boxes to encode geometric structure and physical kinematics for VLM. Specifically, we design a 3D Sandbox reconstruction and perception pipeline comprising four stages: generating multi-view priors with abstract control, proxy elevation, multi-view voting and clustering, and 3D-aware reasoning. Evaluated in zero-shot settings across multiple benchmarks and VLM backbones, our approach consistently improves spatial intelligence, achieving an 8.3% gain on SAT Real compared with baseline methods for instance. These results demonstrate that equipping VLMs with a 3D abstraction substantially enhances their 3D reasoning ability without additional training, suggesting new possibilities for general-purpose embodied intelligence.

1. Introduction

Vision-language models (VLMs) such as GPT-5, Gemini, and Qwen3-VL [2] have recently demonstrated remarkable ability in linking visual and textual information. They can describe scenes, answer questions, and reason compositionally about image content—all without task-specific post-training. Yet despite their impressive breadth, these models remain fundamentally two-dimensional: they interpret the world as projections rather than as volumetric, physical spaces. Trained almost entirely on 2D images and 1D text [18], they lack grounding and understanding in the inherently 3D nature of the real world [38]. As a result, they struggle with tasks that require genuine spatial understanding—such as reasoning under viewpoint changes, estimating relative positions, or predicting outcomes of object interactions [5]. These limitations prevent current VLMs from achieving robust spatial cognition, a

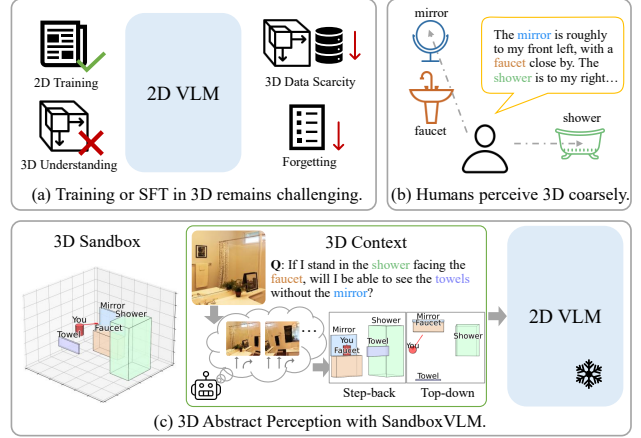


Figure 1. Motivation of SandboxVLM. (a) Existing VLMs are trained without 3D awareness. Training or supervised fine-tuning (SFT) VLMs with 3D suffers from a lack of 3D data and forgetting. (b) Humans, however, reason effectively in 3D through coarse, relational understanding. (c) SandboxVLM follows this principle of abstract perception, providing a coarse but informative 3D context for zero-shot VLM reasoning.

cornerstone of embodied intelligence and robotics.

Recent efforts have begun to extend vision-language models (VLMs) toward understanding 3D scenes. Early approaches, such as 3D-LLM [32], Cube-LLM [4], and ShapeLLM [40], inject point-cloud or multi-view features into 2D VLMs to improve geometric reasoning. While effective in constrained settings, these methods depend heavily on dense 3D supervision, curated datasets, or domain-specific architectures, limiting their scalability as general-purpose models (Fig. 1(a)). Moreover, these training-based methods can only be applied to open-sourced models, and cannot leverage the strong and ever-evolving proprietary VLMs such as GPT-5. More recently, models like MindJourney [41] and world models [29, 44] enrich 2D perception with implicit 3D or temporal priors through video diffusion or generative modeling, but they still operate over 2D or sequential representations. Consequently, even state-of-the-art VLMs struggle to achieve human-like spatial and physical reasoning.

Humans, however, perceive and act effectively in 3D

space without constructing metrically precise models of the world [9, 12, 33]. Our spatial understanding is inherently *abstract*: we grasp relative positions, directions, and interactions through coarse perception rather than detailed reconstruction, as shown in Fig. 1(b). We do not estimate millimeter-level distances, yet we can effortlessly catch a ball or navigate a crowded room. This observation suggests that intelligent 3D reasoning does not necessarily require full geometric recovery—only an abstract structural understanding of the scene. Inspired by this principle of *abstract perception*, we ask: can a VLM reason about 3D space by relying on minimal, symbolic abstractions rather than dense 3D supervision?

We propose *SandboxVLM*, a simple yet effective framework that injects 3D structural information into existing VLMs (Fig. 1(c)). Instead of reconstructing dense geometry, *SandboxVLM* represents each scene with a compact set of abstract 3D bounding boxes that encode spatial arrangement and physical dynamics while discarding low-level visual details. This design is directly inspired by the principle of *abstract perception*: retaining only the coarse structural cues necessary for reasoning while leaving appearance information to the original image. Through a lightweight proxy elevation process, 2D cues are lifted into 3D and organized into an interpretable, symbolic scene representation that existing VLMs can reason over directly.

Specifically, given a 2D image, we first equip scene understanding with common-sense priors extracted from a video diffusion model [44], generating a sequence of multi-view observations (Sec. 3.2). We then estimate per-frame depth using an off-the-shelf model [30]. The VLM identifies task-relevant objects, which serve as prompts for a 2D segmentation model [25]. These masked objects are lifted into 3D via our Proxy Elevation Module (Sec. 3.3) and structured into abstract bounding boxes through a Multi-view Voting Clustering (MVC) algorithm (Sec. 3.4). Finally, the abstract 3D scene is rendered from informative viewpoints and fed back into the VLM for spatial and physical reasoning (Sec. 3.5).

Despite its simplicity, this abstraction exposes crucial spatial and physical relationships, enabling VLMs to reason about relative position, collision, and motion without post-training or explicit 3D data. Evaluated in zero-shot settings across multiple benchmarks, *SandboxVLM* consistently enhances 3D reasoning performance and outperforms state-of-the-art methods by a large margin (e.g., +7.2% on SAT [26]). These results demonstrate that a coarse, symbolic notion of structure can substantially improve multi-modal understanding. Our contributions are threefold:

- We introduce the concept of **abstract perception**—a human-inspired perspective that approaches 3D reasoning through coarse structural cues rather than precise geometric reconstruction.

- We present **SandboxVLM**, a training-free framework that injects symbolic 3D structure into existing VLMs via proxy elevation and bounding-box representations, enabling 3D reasoning without requiring dense supervision or architectural changes.
- We demonstrate that such abstraction substantially improves zero-shot spatial reasoning across benchmarks and backbone models, providing a generalizable plug-and-play solution to enhance spatial intelligence for the ever-evolving VLM community.

We hope *SandboxVLM* motivates further exploration of human-inspired geometric priors and abstract structural representations as a foundation for scalable embodied intelligence in VLMs.

2. Related Work

Vision-Language Models. Recent large vision–language models (VLMs), such as Qwen3-VL [2] and GPT-5, demonstrate impressive multimodal understanding of images, text, and video. Yet the majority of these models remain fundamentally grounded in two-dimensional representations (text and images), without an understanding of 3D representations. To address this gap, a new wave of *3D-LLMs* has emerged. For instance, 3D-LLM [32] injects the 3D world into large language models using multi-view features and point clouds for 3D captioning, grounding, and question answering. MiniGPT-3D [43] aligns 3D point clouds with pretrained language models through lightweight 2D priors. Cube-LLM [4] enables holistic reasoning over both indoor and outdoor 3D scenes, including bird’s-eye-view tasks, without heavy retraining. ShapeLLM [40] and its variant Omni-ShapeLLM [39] connect text and 3D geometry, supporting text-driven 3D generation and editing. 3UR-LLM [19] processes real 3D scenes end-to-end from point clouds under text instructions. These works collectively highlight a rapid trend toward integrating geometric and physical reasoning within multi-modal large language models. Nevertheless, most still depend on heavy 3D supervision, large-scale 3D datasets, or domain-specific architectures that limit their compatibility with general-purpose VLMs.

3D Representations and Spatial Reasoning. A broad line of research has explored 3D scene representations—ranging from mesh-based [15, 34], voxel-based [6, 27], and point-cloud models [24, 30, 46] to neural implicit representations such as NeRF [22] and its many variants [3, 21, 45]. These methods capture detailed geometry and appearance but typically rely on dense multi-view supervision and precise camera poses, which are often impractical for real-world agents. Another line of work models 3D scenes at a higher level of abstraction, representing them as graphs of objects and relations [13, 14, 35] or as cognitive maps [36, 42] that encode

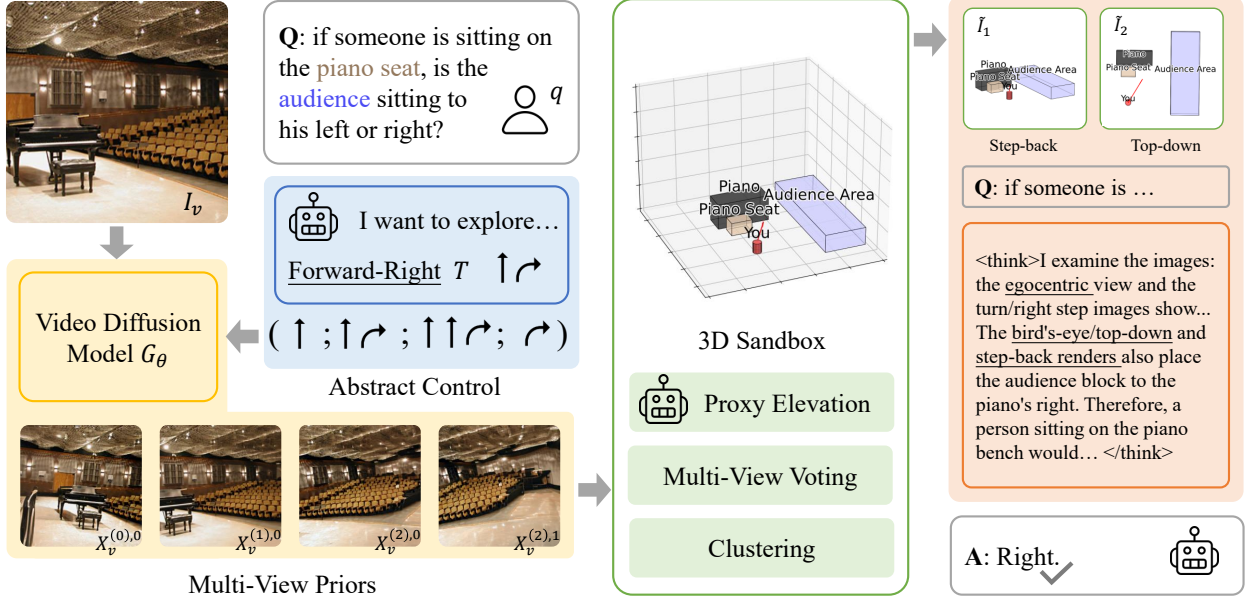


Figure 2. Overview of the SandboxVLM pipeline. Given an input image and a textual query, the system builds a compact, 3D-aware, query-conditioned context for a vision-language model (VLM). A video diffusion prior first expands the input into a short multi-view sequence along imagined trajectories guided by abstract control provided by the VLM. Inside the 3D Sandbox module, an off-the-shelf depth estimator predicts per-frame depth and camera parameters, while the VLM identifies task-relevant objects that guide a 2D segmenter to produce instance masks. The masked regions are lifted into coarse 3D proxies and merged across views through a Multi-View Voting and Clustering step to form abstract 3D bounding boxes. Finally, informative renderings of these 3D abstractions are composed with the query and fed back into the VLM for spatial and physical reasoning.

spatial layouts for reasoning. APC [17] employs abstract perspective change to enable perspective-aware reasoning for VLMs. Recently, VAGEN [31] introduced Chain-of-Thought prompting into VLMs to enhance spatial intelligence, while world models [29, 44] and MindJourney [41] integrate 3D or video priors into generative and multimodal frameworks for richer scene understanding. However, these approaches remain limited to 1D or 2D representations and thus cannot fully represent the 3D world. In contrast, our proposed 3D Sandbox representation introduces abstract 3D bounding boxes via a lightweight 2D-to-3D proxy unprojection, enabling VLMs to reason over disentangled spatial and physical cues while avoiding low-level visual distractions and heavy 3D reconstruction.

3. Method

3.1. Overview

Task Definition. We aim to enhance zero-shot spatial reasoning in large vision-language models (VLMs). Given one or more RGB images of a 3D scene $\mathcal{I}=\{I_v\}_{v=0}^{V-1}$ (each $I_v \in \mathbb{R}^{H \times W \times 3}$, v indexes different views) and a natural-language query q , the objective is to answer q by understanding 3D relationships among scene objects. The output is an answer a to the query.

Framework. As shown in Fig. 2, given an input image I_v

(or image set \mathcal{I}) and a query q , our goal is to construct a compact, 3D-aware, query-conditioned context for a VLM M_ψ . A video diffusion prior G_θ first expands I_v into short multi-view sequences $\{X_v^{(m),t}\}$ along abstractly-controlled imagined trajectories (Sec. 3.2). An off-the-shelf model D_θ predicts per-frame depth and camera parameters, while M_ψ proposes task-relevant object categories $\hat{\mathcal{O}}$ that prompt a 2D segmenter S_θ to produce masks $\{M_{v,i}\}$ (Sec. 3.3). Masked pixels are lifted into coarse 3D proxies \mathcal{P}_i , which a Multi-View Voting Clustering step merges into abstract 3D boxes $\mathcal{B}=\{\mathbf{b}_i\}$ (Sec. 3.4). Informative renderings $\{\tilde{I}_k\}$ of \mathcal{B} are finally composed with q and fed back into M_ψ for spatial and physical reasoning, yielding the answer a (Sec. 3.5).

3.2. Multi-View Priors with Abstract Control

The input 2D image I_v provides limited information about the 3D scene, causing 3D ambiguity and making it challenging for VLMs to perform accurate spatial reasoning. To provide the system with comprehensive 3D information from a single image I_v , we utilize a video diffusion prior G_θ [44] to generate a short multi-view video $\{X_v^{(m),t}\}_{t=0}^{T-1}$ that simulates camera motion an imagined trajectory [41], where (m) denotes the index of the trajectory, and t stands for the timestep inside a trajectory. To focus the computation of video diffusion on task-related objects and directions, similar to how humans mentally explore promising view-

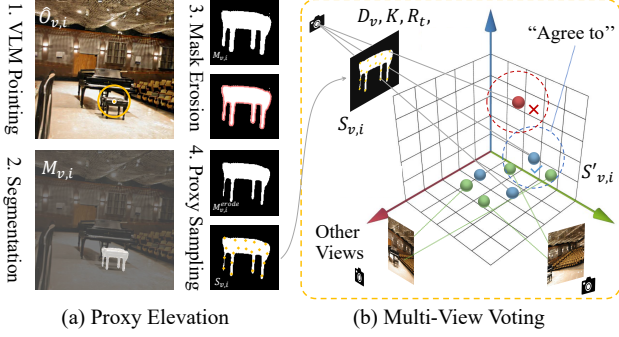


Figure 3. Core modules of 3D Sandbox. (a) Proxy Elevation: The VLM identifies task-relevant objects and their approximate locations. A segmentation model produces object masks, followed by mask erosion and farthest point sampling to select interior proxy pixels. (b) Multi-View Voting: The proxies are unprojected into 3D space and aggregated across views through a cross-view consistency check (“Agree to”) to filter unreliable points. The remaining proxies will be clustered into boxes.

points during spatial reasoning [9, 12, 33], we design an abstract control mechanism that guides the trajectory generation based on the input query q . Specifically, we process q and I_v with a VLM M_ψ , inquiring about the most relevant direction with the task among a predefined set of abstract camera motions:

$$\mathcal{T} = \{\text{left, fwd-left, forward, fwd-right, right}\}. \quad (1)$$

The selected abstract motion $c^* \in \mathcal{T}$ is then instantiated as M candidate camera trajectories, each a sequence of transforms whose viewpoints coarsely follow the desired direction $\{\hat{\mathbf{T}}_v^{(m),t}\}_{t=0}^{T-1}$ for $m=0, \dots, M-1$, where v indexes the input view, m indexes the candidate trajectory, and t indexes the time step (frame) within that trajectory. For example, if $c^*=\text{fwd-left}$, the trajectories sweep from turning left to moving forward, covering intermediate directions. We condition the video diffusion model G_θ on each trajectory to generate the corresponding multi-view sequence:

$$\{X_v^{(m),t}\}_{t=0}^{T-1} = G_\theta(I_v, \{\hat{\mathbf{T}}_v^{(m),t}\}_{t=0}^{T-1}). \quad (2)$$

In the following equations, m, t will be omitted for clarity. Optionally, we collect all synthesized views for I_v as $\mathcal{X}_v = \bigcup_{m=1}^M \{X_v^{(m),t}\}_{t=0}^{T-1}$, providing comprehensive multi-view observations that are rich in 3D information. This abstract control allows the model to focus on generating views that are most informative for answering the query, enhancing the relevance of the multi-view observations for subsequent 3D reasoning.

3.3. Proxy Elevation

To aggregate 3D information from the synthesized multi-view images, we propose a Proxy Elevation module that

identifies task-relevant objects in each view, segments them, and lifts them into 3D space as proxy points. The process is illustrated in Fig. 3(a). These proxies serve as the foundation for constructing a compact 3D abstract representation of the scene. Instead of reconstructing dense visual appearance like point cloud, NeRF [22] or 3D Gaussian Splatting [16], we focus on extracting sparse yet informative 3D proxies that capture the spatial locations of key objects involved in the query q . To achieve this, we first leverage the VLM M_ψ to analyze the input query q with I_v and identify a set of relevant object categories $\hat{\mathcal{O}} = \{\hat{o}_i\}$ that are likely to be involved in answering q , leveraging the common sense and 2D VQA abilities innate to VLMs. For each category, it also provides a central point coordinate for the instance in the image:

$$\{\hat{\mathcal{O}}_{v,i}\} = M_\psi(I_v, q), \quad (3)$$

$$\hat{\mathcal{O}}_{v,i} = (\hat{o}_i, [x_i, y_i]), \quad (4)$$

where (x_i, y_i) denotes the pixel coordinates of the center of object o_i in I_v . Then, they are inputted into a 2D segmentation model S_θ [25] to generate comparatively precise binary masks $\mathbf{M}_{v,i} \in \{0, 1\}^{H \times W}$ for each object in each synthesized view:

$$\mathbf{M}_{v,i} = S_\theta(X_v, \hat{\mathcal{O}}_{v,i}). \quad (5)$$

For each mask $\mathbf{M}_{v,i}$, we further prepare it for 3D lifting by sampling pixels within the mask region to represent the object, termed as 2D proxy. Since mask and depth estimation can be noisy especially on the object’s edge, we apply a morphological mask erosion operation on $\mathbf{M}_{v,i}$ to obtain a refined mask $\mathbf{M}_{v,i}^{\text{erode}}$ that focuses on the interior points of the mask. Then we apply Farthest Point Sampling (FPS) on the eroded mask to select a fixed number of pixels (i.e., 30 per object per view) as the 2D proxy points $\mathcal{S}_{v,i}$:

$$\mathcal{S}_{v,i} = \text{FPS}(\mathbf{M}_{v,i}^{\text{erode}}, N_{\text{pts}}). \quad (6)$$

The selected 2D proxy points $\mathcal{S}_{v,i}$ represent the spatial extent of object o_i in view X_v .

Finally, we estimate depth maps $\{D_v\}$, camera intrinsics \mathbf{K} and extrinsics R_t for each synthesized view using an off-the-shelf depth estimation model D_θ [30]:

$$D_v, \mathbf{K}, R_t = D_\theta(X_v), \quad (7)$$

Using the estimated depth maps, the estimated camera intrinsics \mathbf{K} and extrinsics R_t from D_θ , we lift each 2D proxy point $\mathbf{u}=(x, y) \in \mathcal{S}_{v,i}$ into 3D space via back-projection, obtaining $\mathcal{S}'_{v,i}$. The 3D proxy points sketch the spatial extent of the object from the current view.

3.4. Multi-View Voting and Clustering

To obtain high-quality 3D abstract boxes for each object, we propose a Multi-View Voting and Clustering algorithm, depicted in Fig. 3(b), that aggregates the lifted 3D proxy

Table 1. Quantitative comparison with three categories of baselines across four benchmarks evaluating spatial reasoning and physical understanding. Our SandboxVLM achieves the highest overall performance, particularly on SAT-Real and PhysBench, demonstrating strong generalization in real-world spatial and physical tasks.

Method	Spatial-Avg	BLINK-Spatial	BLINK-Depth	EmbSpatial	SAT-Real	PhysBench
<i>Generalist VLMs</i>						
GPT-4o	71.0	78.3	79.0	68.3	58.3	50.3
GPT-5-mini	78.5	81.8	<u>82.3</u>	74.3	75.4	47.1
Claude-Sonnet-4	74.0	80.4	75.8	64.3	75.3	-
Gemini-2.5-Pro	80.3	84.6	79.0	<u>78.4</u>	79.3	-
Qwen2.5-VL-32B [1]	77.5	<u>85.3</u>	77.4	72.3	74.9	43.1
Qwen2.5-VL-72B [1]	71.1	78.3	74.2	73.3	58.7	46.6
<i>Training-Based Models</i>						
VeBrain-8B [20]	72.0	81.1	78.2	70.5	58.0	-
Magma-8B [37]	66.9	66.4	65.3	64.6	71.3	-
Robix-32B-Base [10]	-	-	-	79.0	79.6	-
RoboBrain2.0-32B [28]	<u>81.0</u>	87.4	79.8	76.6	<u>80.3</u>	-
Cosmos-Reason1 [23]	65.6	73.4	63.7	64.6	60.7	-
<i>Test-time Scaling VLMs</i>						
MindJourney [41]	79.1	81.8	83.1	74.7	78.7	<u>54.9</u>
SandboxVLM(Ours)	81.4	83.7	<u>82.3</u>	75.4	84.1	58.3

points from multiple views. The key idea is to leverage the consensus among different views to robustly decide the real points belonging to the object, and fit an oriented 3D bounding box accordingly. Specifically, for each object o_i , we collect all the lifted 3D proxy points from all views $\{\mathcal{S}'_{v,i}^{(m),t}\}$, where m, t denotes the trajectory index and frame in trajectory respectively.

We define “Agree to” as a relationship between a 3D point $\mathbf{p} \in \mathcal{S}'_{v_0,i_0}^{(m_0),t_0}$ and a view $X_v^{(m),t}$ ($v \neq v_0$):

$$\text{Agree}(\mathbf{p}, X_v^{(m),t}) = \begin{cases} 1, & \text{if } \exists \mathbf{p}' \in \mathcal{S}'_{v,i_0}^{(m),t} \\ & \text{s.t. } \|\mathbf{p}' - \mathbf{p}\|_2 < \delta; \\ 0, & \text{otherwise,} \end{cases} \quad (8)$$

where δ is a distance threshold. A point \mathbf{p} is considered reliable if it is agreed upon by N views. This operation helps filter out noisy points from depth errors or mask deficiencies that are not consistently observed across multiple views.

After lifting proxy pixels to 3D and filtering for cross-view consistency and outliers, we cluster the remaining points per category using DBSCAN to separate object instances (e.g., multiple chairs). For each cluster, we fit an oriented 3D bounding box via a PCA-based OBB: principal axes are obtained from the covariance eigenvectors, and box extents come from the min/max of points in this PCA frame; the center is the midpoint mapped back to world space. The resulting set of instance boxes $B = b_i$ forms a compact, 3D-aware “Sandbox” representation that captures only task-relevant spatial structure for downstream reasoning.

3.5. 3D-Aware Reasoning

We aim to provide the VLM M_ψ with a compact yet informative 3D-aware context that enables accurate spatial reasoning to answer the query q . To this end, we render the abstract 3D boxes \mathcal{B} from a set of informative viewpoints that maximize the visibility and coverage of the objects involved in q . Specifically, we select these two viewpoints: (1) Step-back view: a view that steps back 2 meters from the original camera to capture the overall spatial arrangement of objects; (2) Top-down view: a bird’s-eye view that reveals the horizontal layout of the scene. We compose the rendered images $\{\tilde{I}_k\}$ from these viewpoints along with the query q and original input images $\{I_v\}$ into a final question-answering prompt for the VLM. Given this 3D-aware context, the VLM is allowed to do textual reasoning before answering the query:

```
<thinking> The reasoning. </thinking>
<answer> The final answer. </answer>
```

The details of the prompt design and answer formatting are provided in the supplementary material.

4. Experiments

4.1. Experimental Setting

Datasets. We tested our method with visual question answering (VQA) datasets. We evaluate on three datasets for spatial intelligence: SAT (Spatial Aptitude Training Dataset) [26], BLINK [11] (Spatial-Relation and Relative-Depth splits), and EmbSpatial Bench [8]. For the SAT

Table 2. Quantitative results on the SAT-Real and SAT-Synth benchmarks. Each block compares baseline, MindJourney, and our SandboxVLM under the same backbone (GPT-4o, GPT-5-mini, or GPT-5). Metrics are reported across five spatial reasoning dimensions: EgoMovement (EgoM), ObjectMovement (ObjectM), GoalAiming (GoalAim), ActionConsequence (ActCons), and PerspectiveTaking (Perspect). SandboxVLM consistently achieves the best or second-best results.

Method	SAT Real					SAT Synth						
	Average	EgoM	ObjectM	GoalAim	ActCons	Perspect	Average	EgoM	ObjectM	GoalAim	ActCons	Perspect
<i>GPT-4o</i>												
Baseline	60.3	56.5	69.3	64.0	50.0	54.5	59.2	68.8	87.5	85.7	45.5	31.6
MindJourney	69.4	78.3	60.9	70.6	78.4	57.6	61.2	87.5	<u>81.3</u>	<u>92.9</u>	45.5	26.3
SandboxVLM	77.7	91.3	66.7	84.6	82.9	62.5	66.3	<u>81.3</u>	68.8	85.7	60.6	47.4
<i>GPT-5-mini</i>												
Baseline	75.4	82.6	73.9	76.5	81.1	63.6	65.3	100.0	62.5	78.6	48.5	57.9
MindJourney	78.7	87.0	73.9	85.3	81.1	66.7	71.4	100.0	62.5	85.7	60.6	63.1
SandboxVLM	<u>84.1</u>	100.0	82.6	92.9	79.4	70.0	75.4	93.8	<u>81.3</u>	85.7	63.6	<u>68.4</u>
<i>GPT-5</i>												
Baseline	80.1	82.6	82.6	73.5	89.2	<u>72.7</u>	72.5	100.0	<u>81.3</u>	100.0	48.5	63.2
MindJourney	72.8	82.6	67.4	75.2	78.3	60.6	69.4	87.5	75.0	85.7	<u>57.5</u>	57.9
SandboxVLM	84.3	100.0	82.6	<u>85.7</u>	<u>83.9</u>	73.3	<u>73.5</u>	93.8	87.5	<u>92.9</u>	48.5	73.7

dataset, we report results on the two splits: Real (test) and Synthetic (validation). The synthetic dataset is subsampled to keep the API calls manageable, and the subsampled dataset will be reported in the Supplementary. These benchmarks test various aspects of 3D spatial reasoning, including relative position, relative depth, object movement, ego movement, perspective shift and consequence prediction. For physics understanding, we assess on the PhysicBench [5], which further contains questions about physical interactions and intuitive kinematics. The details of these datasets are provided in the Supplementary.

Baselines. We compare SandboxVLM against several categories of baselines: (1) *Proprietary or open-source generalist VLMs*: GPT-4o, GPT-5-mini, Claude-Sonnet-4, Gemini-2.5-Pro, Qwen2.5-VL-32B and Qwen2.5-VL-72B [1]. (2) *Training-based methods*: VeBrain-8B [20], Magma-8B [37], Robix-32B-Base [10], RoboBrain2.0-32B [28], and Cosmos-Reason1 [23], (3) *Other test-time scaling method*: MindJourney [41].

Implementation. The hyperparameters (M, T, N, δ etc) and framework details are introduced in the Supplementary.

4.2. Results

We report the main results in Tab. 1 for all datasets across baselines to verify the effectiveness of our method, and in Tab. 2 for the SAT benchmarks with varied backbone VLMs for our model for detailed analysis.

Main results. As shown in Tab. 1, SandboxVLM achieves superior average performance across a diverse set of spatial intelligence and physical reasoning benchmarks, consistently outperforming all baseline categories. Specifi-

cally, it attains an average accuracy of 81.4% on spatial benchmarks, surpassing the strong generalist baseline GPT-5-mini by 2.9%. Remarkably, SandboxVLM also exceeds the performance of models explicitly fine-tuned for spatial understanding, such as RoboBrain2.0-32B, highlighting the effectiveness of our test-time scaling paradigm. These results validate the advantage of scaling approaches that leverage the latent capabilities of evolving large VLMs without requiring additional costly retraining. On PhysBench, SandboxVLM achieves the highest performance of 58.3%, outperforming the strongest baseline of MindJourney [41] by 3.4%. This further demonstrates the strength of our 3D spatial reasoning framework in capturing intuitive aspects of physical understanding.

While the performance on BLINK and EmbSpatial-Bench is relatively lower than that of training-based baselines, this gap can be attributed to the simpler question styles of these datasets, where extensive task-specific training offers a distinct advantage. Nevertheless, the consistently strong results across all spatial benchmarks highlight the robustness and generalization ability of our approach in enhancing large VLMs’ 3D spatial reasoning capabilities.

Results on the SAT Benchmark. As shown in Tab. 2, we further evaluate SandboxVLM across the subtasks of the SAT dataset. Using GPT-4o as the backbone and tested on SAT-Real, SandboxVLM achieves a remarkable 17.4% improvement in average accuracy over the GPT-4o baseline. It also surpasses the test-time scaling model MindJourney [41] by 8.3% on average on SAT-Real, demonstrating the advantage of abstracting spatial information into a unified 3D representation rather than relying on a sequence

Table 3. Ablation study across multiple spatial reasoning benchmarks. We evaluate seven model variants described in Sec. 4.3, each isolating a key design choice. The full model achieves the highest overall accuracy, demonstrating that 3D Sandbox is one effective way of modeling spatial structure for VLMs.

No.	Method	Average	EgoM	ObjectM	GoalAim	ActCons	Perspect
(1)	Vanilla VLM	75.4	82.6	73.9	76.5	81.1	63.6
(2)	Scene-Graph Text Prompt	77.0	75.6	78.3	76.5	78.3	75.7
(3)	Multi-View Images Only	78.7	87.0	73.9	<u>85.3</u>	81.1	66.7
(4)	Rendered Point Clouds	73.7	82.6	63.0	<u>82.4</u>	78.3	60.6
(5)	3D Coordinate Text Prompt	<u>80.8</u>	<u>95.6</u>	85.7	<u>85.3</u>	77.1	66.6
(6)	Rendered Proxy Points	77.0	90.9	<u>82.6</u>	<u>82.4</u>	71.8	63.6
(7)	Full SandboxVLM	84.1	100.0	<u>82.6</u>	92.9	<u>79.4</u>	<u>70.0</u>

of 2D images.

We further analyze the performance of SandboxVLM with different backbone VLMs on the SAT benchmarks. The results show that as we upgrade the backbone from GPT-4o to GPT-5-mini and GPT-5, there is a consistent improvement in performance across all SAT subsets. This demonstrates the flexibility and generalization of our framework, as it can effectively improve the 3D spatial understanding capabilities of VLMs from the evolving backbone models. Specifically, applying our method to GPT-4o not only significantly boosts its overall performance but also narrows the gap with one of the most advanced VLMs today, GPT-5 (77.7% vs 80.1%) in the SAT Real benchmark. When applying the method to GPT-5-mini, we observe a similar trend where the performance is further improved, achieving 84.1% on SAT Real and 75.4% on SAT Synth, which outperforms the flagship GPT-5 model. When applied to GPT-5, MindJourney exhibits a notable performance degradation (-7.3% on SAT Real), whereas our method continues to yield a 4.2% improvement over the strong backbone. These results demonstrate that our framework generalizes well across diverse backbone models and consistently enhances their 3D spatial reasoning capabilities. Importantly, even as VLMs evolve and scale rapidly, our approach remains effective, suggesting its potential for long-term applicability and influence on future generations of large vision-language models, without the need for costly retraining or fine-tuning. More analysis and failure cases are provided in the Supplementary.

4.3. Ablation Study

To ablate the effectiveness of each component in SandboxVLM, we conduct an extensive ablation study on the SAT Real dataset using GPT-5-mini as the backbone VLM. The results are summarized in Tab. 3. Specifically, we investigate these research problems:

- (i) **Information level:** Could the multi-view prior models provide useful extra information for VLMs in spatial reasoning tasks?

- (ii) **Visual modality vs. text modality:** To represent the spatial information, which modality, visual or textual, is more effective for VLMs?
- (iii) **3D vs. 2D modality:** Among the visual representations, is 3D-related representation richer in information or more effective than 2D ones?
- (iv) **Visualization details of 3D abstraction:** For different 3D abstract visualization designs, how do they affect the final performance of VLMs?

We designed 7 ablation settings to answer these questions, and the settings are detailed below:

- (1) Vanilla VLM: The vanilla GPT-5-mini API.
- (2) Scene graph text prompt: we applied an expert model for scene graphs [7] to generate a json file describing the objects and their relations in the single input image, then feed the json description as the context.
- (3) Multi-view images only: we first expand the single input image to a multi-view image set using SEVA [44], then directly feed the images to the VLM without any 3D lifting or abstraction.
- (4) Rendered point cloud: we lift the multi-view images to 3D point clouds using VGGT [30], then render the point clouds to multiple views as the context for VLMs.
- (5) 3D coordinate text prompt: we generate a text description of the 3D scene, describing the coordinates of centers of object bounding boxes and their sizes, then feed the text description to the VLM.
- (6) Rendered Proxy Points: we render the 3D proxy points obtained from our 3D lifting and clustering module to multiple views as the context for VLMs.
- (7) Full SandboxVLM: the full system with multi-view prior, proxy lifting, multi-view voting and clustering, and abstract box rendering.

The details and examples of each design are provided in Fig. 4 and in the Supplementary. By conducting these ablations, we obtained the following observations:

- (i) **Multi-view priors are complementary for VLMs.** Comparing settings (1) and (3), we observe a notable 3.3% performance boost when incorporating multi-view prior im-




Figure 4. Visualization of representations in ablation study. (a) Input image to the system; (b) Scene graph generated by expert model; (c) Reconstructed point cloud rendering. (d) Text description of 3D bounding boxes; (e) Rendered proxy points; (f) 3D Sandbox. 3D Sandbox strikes a balance between informativeness and interpretability, providing vivid spatial cues while filtering out irrelevant details.

ages, indicating that additional viewpoints provide crucial spatial cues that enhance the VLM’s reasoning capabilities. This highlights a gap in current generalist VLMs: they lack sufficient 3D spatial knowledge that generative world models inherently possess. The latter can therefore serve as a valuable source of 3D priors to complement VLMs, suggesting a promising direction for future research.

(ii) Visual modality is not necessarily more informative to VLMs than text. By comparing setting (2) with (3), and (5) with (6), we find that for equivalent information content, 2D images are only marginally more effective (by 1.7%) than textual descriptions, while 3D box coordinates even outperform rendered proxy points. This suggests that despite their visual capabilities, today’s VLMs remain fundamentally language-centric: they struggle to fully exploit rich visual information for complex reasoning.

(iii) Providing 3D information to VLMs benefits spatial intelligence. By comparing settings (2) with (4), (5), (6), and (7), we observe that introducing 3D-related information consistently improves spatial reasoning. Setting (5) achieves 80.8% accuracy, a 3.8% increase over (2), while (7) further boosts performance to 84.1%, demonstrating the clear advantage of incorporating external 3D cues over purely 2D representations. However, directly rendering point clouds (setting (4)) results in a substantial performance drop, even below the vanilla baseline, indicating that noisy or sparse 3D inputs can be detrimental. This finding underscores one of the core challenges in developing robust 3D-aware VLMs.

(iv) Abstract box rendering is an effective way to convey 3D information to VLMs. Comparing settings (4) with (5), (6), and (7), we find that abstracting information from point clouds significantly benefits VLM performance. In particular, setting (6) surpasses (4) by 3.3%, likely because abstraction filters out irrelevant details present in raw 3D data. Between (5), (6), and (7), directly rendering proxy points (6) proves less effective than providing box coordinates (5) as text input, since rendering can obscure precise spatial details. Meanwhile, setting (7) performs best because abstract bounding boxes retain 3D information through vivid spatial cues and improve the visual clarity of object relations, which explains its advantage over (5). In summary, abstract box rendering offers a strong balance between information richness and interpretability, making it a highly effective means of conveying 3D spatial information to VLMs.

5. Conclusion

In this work, we introduced SandboxVLM, a simple yet powerful framework that equips vision-language models with a coarse 3D awareness through abstract perception. Rather than relying on dense geometric reconstruction or heavy supervision, our approach injects symbolic 3D structures into existing VLMs via proxy elevation and multi-view abstraction—allowing models to reason spatially in a lightweight, training-free manner. Extensive experiments across spatial and physical reasoning benchmarks demonstrate consistent and substantial gains over both generalist and training-based baselines, confirming that abstract 3D representations can meaningfully enhance multimodal intelligence. Beyond bridging the gap between 2D perception and 3D reasoning, our findings reveal a broader insight: coarse, interpretable structure is often sufficient for spatial cognition, echoing how humans reason about the physical world. We believe this principle opens new directions for scalable, plug-and-play geometric priors that empower future general-purpose VLMs and embodied agents.

Limitations. (1) Dynamic Scene Adaptability: Our current framework reconstructs static 3D Sandboxes out of each image. While effective for many scenarios, this limits adaptability to dynamic scenes with moving objects or changing layouts, for no correlation between different image views is explicitly modeled in the 3D sandbox. Future work based on newer reconstruction models like [46] could explore integrating temporal information or motion cues to better handle dynamic environments. (2) Limited Physical Representation: While our 3D Sandbox captures spatial information effectively, it does not explicitly model physical properties such as mass, friction, or material characteristics. This constrains the depth of physical reasoning possible. Future extensions could incorporate lightweight physical simulations or learned priors from physics expert models to enrich the abstract representation.

References

- [1] Shuai Bai, Keqin Chen, Xuejing Liu, Jialin Wang, Wenbin Ge, Sibao Song, Kai Dang, Peng Wang, Shijie Wang, Jun Tang, Humen Zhong, Yuanzhi Zhu, Mingkun Yang, Zhao-hai Li, Jianqiang Wan, Pengfei Wang, Wei Ding, Zheren Fu, Yiheng Xu, Jiabo Ye, Xi Zhang, Tianbao Xie, Zesen Cheng, Hang Zhang, Zhibo Yang, Haiyang Xu, and Junyang Lin. Qwen2.5-vl technical report. *arXiv preprint arXiv:2502.13923*, 2025. 5, 6
- [2] Yitao Bai, Yutong Chen, Jiaheng Tang, et al. Qwen3-vl: A frontier vision-language model with unified multimodal understanding and generation. *arXiv preprint arXiv:2501.01234*, 2025. 1, 2
- [3] Jonathan T. Barron, Ben Mildenhall, Matthew Tancik, Peter Hedman, Ricardo Martin-Brualla, and Pratul P. Srinivasan. Mip-nerf: A multiscale representation for anti-aliasing neural radiance fields. *ICCV*, 2021. 2
- [4] Xiangyu Chen, Wei Zhou, Yifan Sun, et al. Cube-llm: Enhancing large language models with 3d spatial reasoning. *arXiv preprint arXiv:2405.03685*, 2024. 1, 2
- [5] Wei Chow, Jiageng Mao, Boyi Li, Daniel Seita, Vitor Guizilini, and Yue Wang. Physbench: Benchmarking and enhancing vision-language models for physical world understanding. *arXiv preprint arXiv:2501.16411*, 2025. 1, 6
- [6] Christopher B. Choy, Danfei Xu, JunYoung Gwak, Kevin Chen, and Silvio Savarese. 3d-r2n2: A unified approach for single and multi-view 3d object reconstruction. In *ECCV*, 2016. 2
- [7] Yuren Cong, Michael Ying Yang, and Bodo Rosenhahn. Reltr: Relation transformer for scene graph generation, 2023. 7
- [8] Mengfei Du, Binhao Wu, Zejun Li, Xuanjing Huang, and Zhongyu Wei. Embspatial-bench: Benchmarking spatial understanding for embodied tasks with large vision-language models, 2024. 5
- [9] Magda Dubois, Johanna Habicht, Jochen Michely, Rani Moran, Ray J Dolan, and Tobias U Hauser. Human complex exploration strategies are enriched by noradrenaline-modulated heuristics. *Elife*, 10:e59907, 2021. 2, 4
- [10] Huang Fang, Mengxi Zhang, Heng Dong, Wei Li, Zixuan Wang, Qifeng Zhang, Xueyun Tian, Yucheng Hu, and Hang Li. Robix: A unified model for robot interaction, reasoning and planning, 2025. 5, 6
- [11] Xingyu Fu, Yushi Hu, Bangzheng Li, Yu Feng, Haoyu Wang, Xudong Lin, Dan Roth, Noah A Smith, Wei-Chiu Ma, and Ranjay Krishna. Blink: Multimodal large language models can see but not perceive. *arXiv preprint arXiv:2404.12390*, 2024. 5
- [12] Thomas T Hills, Peter M Todd, and Robert L Goldstone. Search in external and internal spaces: Evidence for generalized cognitive search processes. *Psychological science*, 19(8):802–808, 2008. 2, 4
- [13] Siyuan Huang, Siyuan Qi, Yixin Wu, and Song-Chun Zhu. Unsupervised learning of 3d scene structure from images. In *NeurIPS*, 2020. 2
- [14] Justin Johnson, Agrim Gupta, and Li Fei-Fei. Image generation from scene graphs. In *CVPR*, 2018. 2
- [15] Abhishek Kar, Shubham Tulsiani, Joao Carreira, and Jitendra Malik. Learning 3d shape representations by combining synthetic and real data. In *CVPR*, 2017. 2
- [16] Bernhard Kerbl, Georgios Kopanas, Thomas Leimkühler, and George Drettakis. 3d gaussian splatting for real-time radiance field rendering, 2023. 4
- [17] Phillip Y. Lee, Jihyeon Je, Chanho Park, Mikaela Angelina Uy, Leonidas Guibas, and Minhyuk Sung. Perspective-aware reasoning in vision-language models via mental imagery simulation, 2025. 3
- [18] Haotian Liu, Chunyuan Li, Yuheng Li, and Yong Jae Lee. Improved baselines with visual instruction tuning. In *Proceedings of the IEEE/CVF conference on computer vision and pattern recognition*, pages 26296–26306, 2024. 1
- [19] Zhiyuan Liu, Qing Wang, Hao Xu, et al. 3ur-llm: Unified understanding and reasoning for real 3d scenes with point clouds and language. *arXiv preprint arXiv:2501.07819*, 2025. 2
- [20] Gen Luo, Ganlin Yang, Ziyang Gong, Guanzhou Chen, Haonan Duan, Erfei Cui, Ronglei Tong, Zhi Hou, Tianyi Zhang, Zhe Chen, Shenglong Ye, Lewei Lu, Jingbo Wang, Wenhai Wang, Jifeng Dai, Yu Qiao, Rongrong Ji, and Xizhou Zhu. Visual embodied brain: Let multimodal large language models see, think, and control in spaces, 2025. 5, 6
- [21] Ricardo Martin-Brualla, Noha Radwan, Mehdi S.M. Sajjadi, Jonathan T. Barron, Alexey Dosovitskiy, and Daniel Duckworth. Nerfies: Deformable neural radiance fields. In *ICCV*, 2021. 2
- [22] Ben Mildenhall, Pratul P. Srinivasan, Matthew Tancik, Jonathan T. Barron, Ravi Ramamoorthi, and Ren Ng. Nerf: Representing scenes as neural radiance fields for view synthesis. In *European Conference on Computer Vision (ECCV)*, 2020. 2, 4
- [23] NVIDIA, :, Alisson Azzolini, Junjie Bai, Hannah Brandon, Jiaxin Cao, Prithvijit Chattopadhyay, Huayu Chen, Jinju Chu, Yin Cui, Jenna Diamond, Yifan Ding, Liang Feng, Francesco Ferroni, Rama Govindaraju, Jinwei Gu, Siddharth Gururani, Imad El Hanafi, Zekun Hao, Jacob Huffman, Jingyi Jin, Brendan Johnson, Rizwan Khan, George Kurian, Elena Lantz, Nayeon Lee, Zhaoshuo Li, Xuan Li, Maosheng Liao, Tsung-Yi Lin, Yen-Chen Lin, Ming-Yu Liu, Xiangyu Lu, Alice Luo, Andrew Mathau, Yun Ni, Lindsey Pavao, Wei Ping, David W. Romero, Misha Smelyanskiy, Shuran Song, Lyne Tchammi, Andrew Z. Wang, Boxin Wang, Haoxiang Wang, Fangyin Wei, Jiashu Xu, Yao Xu, Dinghao Yang, Xiaodong Yang, Zhuolin Yang, Jingxu Zhang, Xiaohui Zeng, and Zhe Zhang. Cosmos-reason1: From physical common sense to embodied reasoning, 2025. 5, 6
- [24] Charles R. Qi, Hao Su, Kaichun Mo, and Leonidas J. Guibas. Pointnet: Deep learning on point sets for 3d classification and segmentation. In *CVPR*, 2017. 2
- [25] Nikhila Ravi, Valentin Gabeur, Yuan-Ting Hu, Ronghang Hu, Chaitanya Ryali, Tengyu Ma, Haitham Khedr, Roman Rädle, Chloe Rolland, Laura Gustafson, Eric Mintun, Junting Pan, Kalyan Vasudev Alwala, Nicolas Carion, Chao-Yuan Wu, Ross Girshick, Piotr Dollár, and Christoph Feichtenhofer. Sam 2: Segment anything in images and videos. *arXiv preprint arXiv:2408.00714*, 2024. 2, 4

- [26] Arijit Ray, Jiafei Duan, Ellis Brown, Reuben Tan, Dina Bashkirova, Rose Hendrix, Kiana Ehsani, Aniruddha Kembhavi, Bryan A. Plummer, Ranjay Krishna, Kuo-Hao Zeng, and Kate Saenko. Sat: Dynamic spatial aptitude training for multimodal language models, 2024. [2](#), [5](#)
- [27] Shaoshuai Shi, Chun Guo, Li Jiang, Zhe Wang, and Hongsheng Li. Pv-rcnn: Point-voxel feature set abstraction for 3d object detection. In *CVPR*, 2020. [2](#)
- [28] BAAI RoboBrain Team, Mingyu Cao, Huajie Tan, Yuheng Ji, Xiansheng Chen, Minglan Lin, Zhiyu Li, Zhou Cao, Pengwei Wang, Enshen Zhou, Yi Han, Yingbo Tang, Xiangqi Xu, Wei Guo, Yaoxu Lyu, Yijie Xu, Jiayu Shi, Mengfei Du, Cheng Chi, Mengdi Zhao, Xiaoshuai Hao, Junkai Zhao, Xiaojie Zhang, Shanyu Rong, Huaihai Lyu, Zhengliang Cai, Yankai Fu, Ning Chen, Bolun Zhang, Lingfeng Zhang, Shuyi Zhang, Dong Liu, Xi Feng, Songjing Wang, Xiaodan Liu, Yance Jiao, Mengsi Lyu, Zhuo Chen, Chenrui He, Yulong Ao, Xue Sun, Zheqi He, Jingshu Zheng, Xi Yang, Donghai Shi, Kunchang Xie, Bochao Zhang, Shaokai Nie, Chunlei Men, Yonghua Lin, Zhongyuan Wang, Tiejun Huang, and Shanghang Zhang. Robobrain 2.0 technical report, 2025. [5](#), [6](#)
- [29] Tencent Hunyuan3D Team. Hunyuan3d 1.0: A unified framework for text-to-3d and image-to-3d generation, 2024. [1](#), [3](#)
- [30] Jianyuan Wang, Minghao Chen, Nikita Karaev, Andrea Vedaldi, Christian Rupprecht, and David Novotny. Vggt: Visual geometry grounded transformer, 2025. [2](#), [4](#), [7](#)
- [31] Kangrui Wang, Pingyue Zhang, Zihan Wang, Yaning Gao, Linjie Li, Qineng Wang, Hanyang Chen, Chi Wan, Yiping Lu, Zhengyuan Yang, Lijuan Wang, Ranjay Krishna, Jiajun Wu, Li Fei-Fei, Yejin Choi, and Manling Li. Vagen: Reinforcing world model reasoning for multi-turn vlm agents, 2025. [3](#)
- [32] Yixin Wang, Jiayuan Gu, Ting Chen, et al. 3d-llm: Injecting the 3d world into large language models. *arXiv preprint arXiv:2307.12981*, 2023. [1](#), [2](#)
- [33] Charley M Wu, Eric Schulz, Maarten Speekenbrink, Jonathan D Nelson, and Björn Meder. Generalization guides human exploration in vast decision spaces. *Nature human behaviour*, 2(12):915–924, 2018. [2](#), [4](#)
- [34] Ruihui Wu, Yifan Wang, Duygu Ceylan, Ersin Yumer, and Niloy J Mitra. Pq-net: A generative part seq2seq network for 3d shapes. In *CVPR*, 2020. [2](#)
- [35] Shengqiong Wu, Hao Fei, and Tat-Seng Chua. Universal scene graph generation, 2025. [2](#)
- [36] Jihan Yang, Shusheng Yang, Anjali W. Gupta, Rilyn Han, Li Fei-Fei, and Saining Xie. Thinking in space: How multimodal large language models see, remember, and recall spaces, 2024. [2](#)
- [37] Jianwei Yang, Reuben Tan, Qianhui Wu, Ruijie Zheng, Baolin Peng, Yongyuan Liang, Yu Gu, Mu Cai, Seonghyeon Ye, Joel Jang, Yuquan Deng, Lars Liden, and Jianfeng Gao. Magma: A foundation model for multimodal ai agents, 2025. [5](#), [6](#)
- [38] Jihan Yang, Shusheng Yang, Anjali W Gupta, Rilyn Han, Li Fei-Fei, and Saining Xie. Thinking in space: How multimodal large language models see, remember, and recall spaces. In *Proceedings of the Computer Vision and Pattern Recognition Conference*, pages 10632–10643, 2025. [1](#)
- [39] Yifan Yang, Kai Xu, et al. Omni-shapellm: Text-driven 3d shape generation and editing with llms. *arXiv preprint arXiv:2406.08124*, 2024. [2](#)
- [40] Yifan Yang, Hanzhi Zhang, Kai Xu, et al. Shapellm: Universal 3d shape understanding via large language models. *arXiv preprint arXiv:2402.17766*, 2024. [1](#), [2](#)
- [41] Yuncong Yang, Jiageng Liu, Zheyuan Zhang, Siyuan Zhou, Reuben Tan, Jianwei Yang, Yilun Du, and Chuang Gan. Mindjourney: Test-time scaling with world models for spatial reasoning. *arXiv preprint arXiv:2507.12508*, 2025. [1](#), [3](#), [5](#), [6](#)
- [42] Baiqiao Yin, Qineng Wang, Pingyue Zhang, Jianshu Zhang, Kangrui Wang, Zihan Wang, Jieyu Zhang, Keshigeyan Chandrasegaran, Han Liu, Ranjay Krishna, Saining Xie, Manling Li, Jiajun Wu, and Li Fei-Fei. Spatial mental modeling from limited views, 2025. [2](#)
- [43] Yu Zhang, Wenxuan Li, Yang Zhao, et al. Minigpt-3d: Efficiently aligning 3d point clouds with large language models via 2d priors. *arXiv preprint arXiv:2405.01413*, 2024. [2](#)
- [44] Jensen Zhou, Hang Gao, Vikram Voleti, Aaryaman Vasishta, Chun-Han Yao, Mark Boss, Philip Torr, Christian Rupprecht, and Varun Jampani. Stable virtual camera: Generative view synthesis with diffusion models, 2025. [1](#), [2](#), [3](#), [7](#)
- [45] Kaichen Zhou, Jia-Xing Zhong, Sangyun Shin, Kai Lu, Yiyuan Yang, Andrew Markham, and Niki Trigoni. Dynpoint: Dynamic neural point for view synthesis. *Advances in Neural Information Processing Systems*, 36:69532–69545, 2023. [2](#)
- [46] Kaichen Zhou, Yuhan Wang, Grace Chen, Xinhai Chang, Gaspard Beaudouin, Fangneng Zhan, Paul Pu Liang, and Mengyu Wang. Page-4d: Disentangled pose and geometry estimation for vggt-4d perception, 2025. [2](#), [8](#)