

Intelligence Foundation Model: A New Perspective to Approach Artificial General Intelligence

Borui Cai*, Yao Zhao*

Abstract—We propose a new perspective for approaching artificial general intelligence (AGI) through the Intelligence Foundation Model (IFM). Unlike existing foundation models (FMs), which learn statistical regularities within isolated manifestations of intelligence, such as language or vision, IFM aims to infer the structural principles from which these manifestations arise. This perspective is grounded in the view that intelligence emerges from stable neural architectures shaped by millions of years of evolution, enabling intelligent behavior across diverse environments. By learning from a broad spectrum of intelligent behavior rather than any single domain, IFM seeks to recover the structural principles that give rise to intelligence itself. For this perspective, IFM introduces two core components: a novel architecture, State Neural Network (SNN), and a new training objective, neuron output prediction. SNN models the states, connectivity, and plasticity of biologically inspired neurons, supporting the system to store, integrate, and process information over time. The neuron output prediction objective provides a unified computational principle for learning the structural neural dynamics that underlie diverse intelligent behavior. Together, these innovations establish a biologically grounded and computationally feasible foundation for building systems capable of generalization, reasoning, and adaptive learning across domains, making a step toward AGI.

Index Terms—Artificial general intelligence, Foundation model, State neural network, Neuron output prediction.

I. INTRODUCTION

Artificial general intelligence (AGI) refers to systems capable of understanding, learning, and generating adaptive behavior across diverse tasks and environments, comparable to or exceeding human-level intelligence [1]. Despite decades of progress, AGI has not yet been realized. To advance toward AGI, we propose a fundamentally different perspective through an **Intelligence Foundation Model (IFM)**. Rather than treating intelligence as a set of task-specific abilities (e.g., language, vision, or motor skills), IFM views intelligence as an emergent property of stable neural dynamics honed by millions of years of evolution, enabling adaptive behavior in the physical world. Human brains are the best-characterized systems that instantiate such intelligence [2]. While individual brains differ anatomically, they all realize a shared manifold of neural structure that supports general intelligent behavior across individuals. IFM therefore aims to *learn the underlying structural principles that give rise to human intelligence*. Meanwhile, any intelligent behavior, whether perception, reasoning, planning, or decision-making, can ultimately be expressed as temporal transformations from

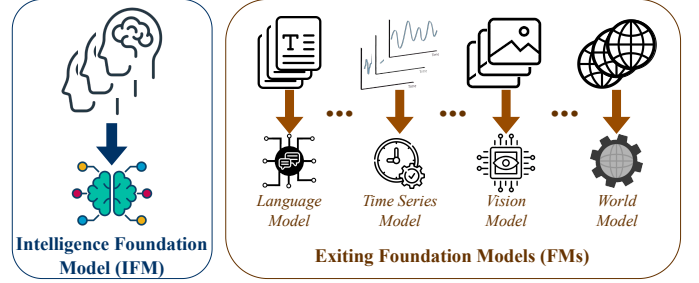


Fig. 1. Comparison between IFM and existing FMs.

neuronal inputs to outputs. Therefore, understanding intelligence reduces to understanding the neural dynamics that give rise to these transformations. In this view, IFM reframes the challenge of “learning intelligence” as the problem of capturing the structural organization underlying intelligent neural dynamics. The shift from a task-driven paradigm to a structure-driven paradigm allows IFM to focus on the implicit principles that evolution has discovered for building general-purpose intelligent systems. Following the foundation model paradigm [3], IFM leverages large-scale neuronal input-output transformation data that comprehensively represent diverse human behavior to support this endeavor, thereby advancing toward AGI.

Fundamental barriers to AGI for existing FMs: Existing FMs adhere to the paradigm of large-scale, task-agnostic pretraining to learn universal representations that can be efficiently adapted to diverse downstream tasks and modalities [4]. One of the examples is large language models (LLMs), e.g., ChatGPT [5], DeepSeek [6], and Gemini [7], which approximate human ability in text processing and have demonstrated impressive capabilities across a wide range of natural language tasks, e.g., question answering [8], translation [9], summarization [10], and code generation [11]. However, existing FMs constantly face limitations across various intelligent capabilities, including but not limited to:

- **Reasoning:** FMs often generate unreliable reasoning results, producing factually incorrect or fabricated content with apparent confidence [12].
- **Learning:** FMs cannot update behavior based on new experiences and rely entirely on retraining or fine-tuning [13].
- **Memory:** FMs cannot autonomously memorize new knowledge, relying on external databases or retrieval systems [14].

A core limitation of existing FMs is that they only learn patterns within specific domains, instead of capturing the full spectrum of intelligence [15]. For example, LLMs fail at learning because language alone serves as a descriptive medium

B. Cai is with Hangzhou International Innovation Institute, Beihang University, China. E-mail: caibr@buaa.edu.cn.

Y. Zhao is with Victoria University, Melbourne, Australia. E-mail: zhaoyao514@gmail.com.

rather than a functional substrate for learning. While linguistic representations can articulate the principles of learning, they cannot embody the complex neural dynamics through which biological learning occurs. As shown in Fig. 1, LLMs capture statistical regularities in human language; time series FMs model temporal dependencies in financial [16] or weather data [17]; vision FMs encode spatial, temporal, and semantic continuity in images [18] and videos [19]; and world models [20] learn the dynamics and causal relationships of physical environments. Overall, existing FMs capture only partial expressions or surface regularities of intelligence, but fail to model its underlying principles comprehensively [21], [22].

Key advantages of IFM for AGI: Unlike existing FMs, which are designed for specific modalities such as language or vision, IFM learns directly from diverse human behavior that embodies broad intelligence. However, intelligence has long been an elusive subject, and numerous theoretical frameworks have attempted to explain its nature. Predictive processing theories, including Free Energy Principle (FEP) [23] and the predictive mind hypothesis [24], conceptualize the brain as a predictive machine that seeks to minimize the discrepancy between internal predictions and sensory observations. Information-integration theories, such as Global Workspace Theory (GWT) [25], emphasize that intelligence emerges from the integration of specialized modules that share and broadcast information across a global neural workspace [26]. Other approaches focus on more localized mechanisms, such as the complementary learning systems, which highlight the distinct yet cooperative roles of the hippocampus and neocortex in forming long- and short-term memories [27], or studies that track how the hippocampus and striatum encode value signals during decision-making [28]. While these theories offer valuable insights into aspects of cognition, they primarily explain why intelligence arises rather than how to model and replicate it in machines at scale for building AGI.

Human intelligence emerges from the collective dynamics of roughly 86 billion neurons [29]. However, the immense complexity of these interactions makes it nearly impossible to construct an explicit, mechanistic model of intelligence from first principles. To address this challenge, IFM is designed to capture the implicit structural neuronal dynamics that underlie observed intelligent behavior, learning directly from large-scale neuronal data representing diverse human cognitive processes. By grounding itself in observable behavior rather than abstract theoretical formulations, IFM avoids reliance on hand-crafted models of intelligence and offers a more practical pathway toward AGI.

Conceptual Overview of IFM: As illustrated in Fig. 2, IFM learns the implicit structural neuronal dynamics that underlie observed intelligent behavior. It achieves this through two core designs:

- *State Neural Network:* IFM is constructed upon a state neural network designed to model three key dynamic behaviors of biological neurons. First, each state neuron maintains an internal state that encodes past activity to guide

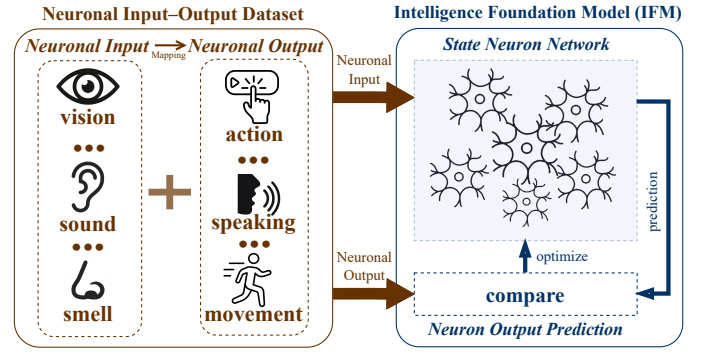


Fig. 2. Conceptual overview of IFM.

future decisions (*Neuron Function*). Second, the neurons are interconnected through recurrent, graph-like connections that allow information to branch, merge, and loop across multiple routes, supporting a wide spectrum of intelligent functions (*Neuron Connectivity*). Third, connection strengths are allowed to evolve based on neuronal dynamics, allowing the network to self-organize, adapt, and continuously refine its internal structure through experience (*Neuronal Plasticity*).

- *Neuron Output Prediction:* The collective dynamics underlying diverse human intelligent behavior are formalized as generating neuronal outputs from the temporal input signals of biological neural systems. Building on this formulation, IFM defines its training objective as predicting biological neuronal outputs from the corresponding input neuronal dynamics over time, thereby enabling the model to internalize the essential computational processes that underpin intelligence. This objective directly links low-level neuronal dynamics to high-level intelligent behavior, enabling the model to learn temporal, recurrent, and context-dependent transformations that characterize human intelligence. In essence, it bridges neural dynamics with the principles of intelligence.

Building on these designs, IFM learns intelligence from structured datasets that encode intelligent behavior as temporal sequences of neuronal inputs and outputs, allowing training through standard backpropagation.

II. IFM TECHNICAL DETAILS

IFM models the structural neuronal dynamics that underlie observed intelligent behavior. Its design is detailed as follows.

A. State Neural Network

We define state neural network as $\mathcal{G} = (\mathcal{N}, \mathcal{E})$, where $\mathcal{N} = \{\eta_1, \eta_2, \dots, \eta_n\}$ denotes the state neurons in \mathcal{G} , and \mathcal{E} denotes the edges that connect these state neurons. We categorize state neurons as **input neurons**, **output neurons**, and **hidden neurons** as follows.

- *Input neurons* $\mathcal{N}_{in} \in \mathcal{N}$ are neurons that can receive stimulus signals originating from outside the system, analogous to human sensory neurons responsible for processing visual, auditory, olfactory, and other external inputs.

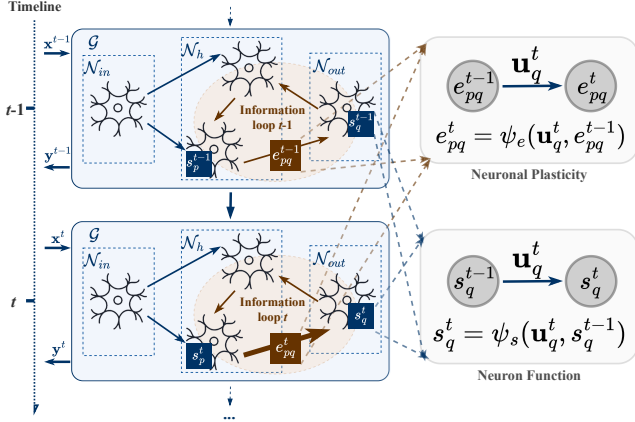


Fig. 3. State neural network.

- *Output neurons* $\mathcal{N}_{out} \in \mathcal{N}$ are neurons whose activity can be externally perceived. This typically includes neurons that drive observable actions—such as motor neurons that control muscle contraction, and certain neurons whose activity reflects internal states of \mathcal{G} , providing insight into the network’s internal dynamics.
- *Hidden neurons* $\mathcal{N}_h \in \mathcal{N}$ are neurons that receive signals only from within the network and whose activity does not directly produce observable outputs. They process and integrate these signals, maintain the network’s internal state, and mediate information flow between input and output neurons, enabling the system to perform complex computations.

With these neurons, state neural network \mathcal{G} receives an input stimulus sequence with input neurons $(\mathbf{x}^1, \mathbf{x}^2, \dots, \mathbf{x}^T)$, $\forall \mathbf{x}^t \in \mathbb{R}^{|\mathcal{N}_{in}|}$ over time, and generates an output response sequence through output neurons $(\mathbf{y}^1, \mathbf{y}^2, \dots, \mathbf{y}^T)$, $\forall \mathbf{y}^t \in \mathbb{R}^{|\mathcal{N}_{out}|}$, where T is the timestamp. By that, the function of \mathcal{G} can be defined as $\mathbf{y}^t = \mathcal{G}(\mathbf{x}^1, \mathbf{x}^2, \dots, \mathbf{x}^t)$, $\forall 1 \leq t \leq T$.

The design of the state neural network \mathcal{G} models the neuron dynamics of biological neural systems, based on three key components: **neuron function**, **neuron connectivity**, and **neuronal plasticity**. Neuron function captures the internal state and temporal evolution of biological neurons, enabling each neuron to integrate inputs and maintain memory over time. Neuron connectivity models the flexible, recurrent wiring of neurons in the brain, enabling signals to propagate through complex recurrent graphs that support oscillations, synchronization, and context-dependent computation. Neuronal plasticity captures the adaptive modulation of connection strengths in response to neuronal dynamics, reflecting biological learning mechanisms. Together, these three components establish a computational framework that embodies the dynamic, adaptive, and self-organizing nature of intelligence, as shown in Fig. 3.

Neuron Function: The function of a state neuron $\eta \in \mathcal{N}$ is to maintain a dynamic internal state s that integrates past information and transforms incoming signals into outputs over time, thereby enabling temporal and context-dependent behavior. This process can be formalized as $v^t = \phi(\mathbf{u}^t, s^{t-1})$, where \mathbf{u}^t and v^t denote the input and output at time t ,

respectively. In this formulation, as shown in Fig. 3, the neuron state $s^t = \psi_s(\mathbf{u}^t, s^{t-1})$ recursively integrates information from all previous time steps up to t . Recurrent [30] and spiking neurons [31] can be regarded as two special cases within this general structure. Specifically, a recurrent neuron produces continuous outputs, with its internal state updated through a nonlinear transformation $s^t = \sigma(W_{in}\mathbf{u}^t + W_s s^{t-1})$, where W_{in} and W_s are the input and recurrent weight matrices, respectively. In contrast, a spiking neuron generates discrete spikes, with its internal state governed by membrane potential dynamics. For example, in the Leaky Integrate-and-Fire (LIF) model [32], the membrane potential evolves as $\frac{ds(t)}{dt} = -(s(t) - s_{rest}) + \mathbf{w}^\top \mathbf{u}(t)$, where s_{rest} is the resting potential and \mathbf{w} denotes the synaptic weights for each input.

Neuron Connectivity: In state neuron network \mathcal{G} , neurons are interconnected through directed, weighted edges represented by an adjacency matrix $\mathcal{E} \in \mathbb{R}^{\mathcal{N} \times \mathcal{N}}$, where e_{pq} denotes the weight of the edge from neuron η_p to neuron η_q . Unlike the layer-wise connectivity typically adopted in existing FMs, our approach employs a graph-structured state neural network. This flexible connectivity supports both feedforward pathways and recurrent loops, allowing information to branch, merge, and circulate throughout the network. This allows signals to interact dynamically across time and pathways, enabling the model to capture temporal dependencies, integrate heterogeneous information, and coordinate complex behavior. These are capabilities that traditional layer-wise architectures inherently struggle to achieve.

Notably, recurrent connectivity is essential for modeling human intelligence but is largely overlooked in existing FMs. It enables information to persist and interact over time, creating temporal continuity that is critical for integrating past experiences, forming context-dependent representations, and coordinating complex behavior. At the microcircuit level, two reciprocally connected neurons can form an oscillatory loop generating periodic signals, akin to pacemaker neurons whose intrinsic rhythms coordinate brain-wide activity [33]. Scaling up, larger neuronal assemblies sustain rhythmic firing patterns that synchronize activity across populations to support higher-order cognition [34]. Such dynamics mirror the neural oscillatory activity, such as gamma and theta brain waves (generated by excitatory–inhibitory loops in the cortex and hippocampus) [35].

We argue that such recurrent structures are likely to play a crucial role in the emergence of machine consciousness. We conceptualize machine consciousness as the experience emerging from continuous neural dynamics sustained by recurrent loops of information flow. Such recurrence continuously integrates external sensory information, producing a coherent, continuously evolving experience. Apparently, LLM does not have such machine consciousness.

Neuronal Plasticity: Neuronal plasticity is a fundamental mechanism in biological neurons, supporting essential capabilities such as learning and memory [36]. In biological neural systems, the strength and efficacy of synaptic connections can change over time in response to experience, sensory inputs,

or environmental demands. This adaptability allows neural circuits to encode information, form memories, and reorganize themselves to optimize performance [37].

Considering two neurons in state neural network \mathcal{G} , η_p and η_q , that are connected by an edge of weight e_{pq} , we define η_p as the source (presynaptic) neuron that transmits a signal, and η_q as the target (postsynaptic) neuron that receives it. Neuronal plasticity is realized as the modulation of edge weights based on the historical activity of connected neurons. That is, the weight e_{pq} is influenced by the outputs of both neurons, i.e., v_p of η_p (or u_q of η_q , equivalently) and v_q of η_q . Then, we have $e_{pq}^t = \psi_e(u_q^1, \dots, u_q^t, v_q^1, \dots, v_q^t)$. Substituting $v_q = \phi(u_q, s_q)$, the update can be expressed recursively as $e_{pq}^t = \psi_e(u_q^t, e_{pq}^{t-1})$, where e_{pq}^{t-1} as the previous edge weight. This formulation naturally extends to target neurons with multiple inputs, i.e., $e_{pq}^t = \psi_e(\mathbf{u}_q^t, e_{pq}^{t-1})$.

Many existing neural plasticity models can be expressed in this framework. For example, the widely adopted Spiking-Timing-Dependent-Plasticity (STDP) [38] in spiking neural networks [39] can be formulated as $e_{pq}^t = \psi_e(\mathbf{u}_q^t, e_{pq}^{t-1}) = e_{pq}^{t-1} + \Delta e_{pq}^t$, where Δe_{pq}^t is given by:

- *Long-term Potentiation*: If η_p fires shortly before η_q (within a certain time window), $\Delta e_{pq}^t > 0$.
- *Long-term Depression*: If η_p fires shortly after η_q (within a certain time window), $\Delta e_{pq}^t < 0$.

Summary: With the above *neuron function*, *neuron connectivity*, and *neuronal plasticity*, the model of the state neural network becomes $\mathbf{y}^t = \mathcal{G}(\mathbf{x}^t, (\mathbf{s}^{t-1}, \mathbf{e}^{t-1}))$, $\forall 1 \leq t \leq T$. \mathbf{s}^{t-1} represents states of all neurons, and \mathbf{e}^{t-1} denotes all edge weights at time $t-1$, with $\mathbf{s}^t = \psi_s(\mathbf{u}^t, \mathbf{s}^{t-1})$ and $\mathbf{e}^t = \psi_e(\mathbf{u}^t, \mathbf{e}^{t-1})$.

B. Neuron Output Prediction

Every manifestation of intelligent behavior, whether it involves pattern recognition, memory formation, causal reasoning, or decision-making, emerges from the transformation of neuronal inputs into outputs through complex and adaptive neural dynamics. Based on this principle, we introduce a neuron output prediction objective for IFM to learn from intelligent behavior represented as neuronal input-output sequences. This objective unifies diverse intelligent behaviors within a single learning framework and enables IFM to capture the underlying principles of intelligence.

Formal Definition: With ground truth input stimulus sequence $(\mathbf{x}^1, \mathbf{x}^2, \dots, \mathbf{x}^T)$ and the response sequence $(\mathbf{y}^1, \mathbf{y}^2, \dots, \mathbf{y}^T)$ sampled from real-world human intelligent behavior, the formulation of the neuron output prediction is defined as $\mathcal{L} = \min_{\mathcal{G}} \sum_{t=1}^T \ell(\mathbf{y}^t, \hat{\mathbf{y}}^t)$, with $\hat{\mathbf{y}}^t = \mathcal{G}(\mathbf{x}^t, (\mathbf{s}^{t-1}, \mathbf{e}^{t-1}))$. In the objective, \mathcal{L} represents the total loss accumulated over a sequence of T time steps, and $\ell(\mathbf{y}^t, \hat{\mathbf{y}}^t)$ measures the discrepancy between the real neuronal output \mathbf{y}^t and predicted output by IFM $\hat{\mathbf{y}}^t$ at time t . By minimizing \mathcal{L} , IFM learns to predict correct neuronal outputs over time, thereby capturing the temporal patterns and dependencies underlying intelligent behavior.

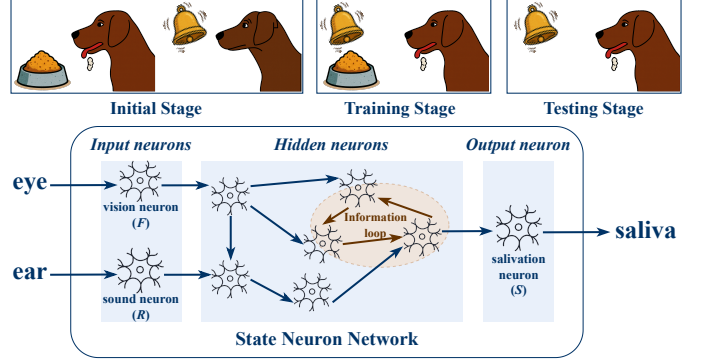


Fig. 4. Pavlov's classical conditioning experiment.

Concept Illustration: We illustrate the neuron output prediction concept using Pavlov's classical conditioning experiment [40], which is a canonical example of biological learning behavior [41]. We first sample neuronal input-output sequences from the entire conditioning process, then show how predicting these neuronal outputs allows a state neural network to emulate this biological learning behavior.

As illustrated in Fig. 4, the experiment shows that, through repeated training, a dog learns to associate the sound of a ringing bell with the presentation of food, eventually salivating at the sound alone. For simplicity, we represent the dog with three functional neurons: a vision neuron that detects food (F), a sound neuron that perceives ringing (R), and a salivation neuron that triggers salivation (S). The overall conditioning process has three stages:

- *Initial Stage*: The dog salivates when it sees food but not when it only hears the bell, i.e., $\{\mathbf{x}^1 = (F, \neg R), \mathbf{x}^2 = (\neg F, R)\}_{init}$, $\{\mathbf{y}^1 = S, \mathbf{y}^2 = \neg S\}_{init}$.
- *Training Stage*: The dog simultaneously sees food and hears the bell over two trials, i.e., $\{\mathbf{x}^3 = (F, R), \mathbf{x}^4 = (F, R)\}_{train}$, $\{\mathbf{y}^3 = S, \mathbf{y}^4 = S\}_{train}$.
- *Testing Stage*: The dog has learned to associate the bell with food, i.e., $\{\mathbf{x}^5 = (\neg F, R)\}_{test}$, $\{\mathbf{y}^5 = S\}_{test}$.

Therefore, the entire conditioning behavior can be represented as temporal sequences of neuronal inputs and outputs spanning the three stages, i.e., $\mathbf{x} = \{(F, \neg R), (\neg F, R), (F, R), (F, R), (\neg F, R)\}$ and $\mathbf{y} = \{S, \neg S, S, S, S\}$. Additional sequences can be generated by varying trial patterns, e.g., changing the number of trials per stage, to enrich the dataset and increase sample diversity.

Under the objective of neuron output prediction, a state neural network is trained to predict \mathbf{y} from \mathbf{x} , demonstrating conditioning-like learning ability. Specifically, we train the state neural network \mathcal{G} using the above neuronal input-output sequences, where two input neurons receive \mathbf{x} and one output neuron generates \mathbf{y} . The network includes multiple hidden neurons to learn the mapping from \mathbf{x} to \mathbf{y} by minimizing the neuron output prediction loss \mathcal{L} . Through this training process, \mathcal{G} adjusts its internal parameters that regulate neuron function, neuron connectivity, and neuronal plasticity to emulate the conditioning mechanism and reproduce corresponding neuronal output patterns. Importantly, the network is not meant to memorize individual trials, but to internalize the fundamental

principles of classical conditioning that generalize across many samples.

III. IFM TRAINING

A major challenge in training IFM under the neuron output prediction objective is constructing neuronal input–output datasets that capture the temporal evolution of neural activities underlying intelligent behavior. Because IFM learns the time-dependent mapping between neuronal inputs and outputs, the training data should reflect the dynamic transformation of signals as the neural system interacts with its environment. Each data sample consists of a pair of neuronal input–output sequences, expressed as $d = \{(\mathbf{x}^1, \dots, \mathbf{x}^T), (\mathbf{y}^1, \dots, \mathbf{y}^T)\}$, while the overall dataset comprises multiple such samples, denoted by $D = \{d_1, d_2, \dots, d_n\}$. In line with the FM paradigm, data samples should be collected from a broad range of individuals performing diverse intelligent behaviors. Such data samples can be obtained in two ways:

- *Direct Neuronal Sampling*: This approach acquires neuronal input–output data directly from biological brains by recording synaptic activity across neurons as subjects perform intelligent behavior. It provides the most biologically faithful supervision for IFM, as it reflects the genuine neuronal computations underlying cognition. However, large-scale data collection is technically infeasible, as capturing the full dynamics of even small cortical circuits at cellular resolution remains an open challenge. Current techniques, such as Neuropixels probes [42] and calcium imaging [43], can only record limited subsets of neurons and modalities, making this method suitable primarily for small-scale or proof-of-concept IFMs.
- *Indirect Neuronal Sampling*: This scalable alternative captures functional equivalents of neuronal inputs and outputs via fully instrumented, human-in-the-loop embodiments, such as neurosensory interfaces (wearable multimodal sensing systems) or avatars (digital or robotic agents with human-like perception and actuation). These embodiments perceive environmental stimuli (visual, auditory, tactile, proprioceptive) and record observable behavioral responses (speech, gestures, motor actions). The sensory streams serve as proxies for neuronal inputs, while behavioral responses represent neuronal outputs. Recording paired temporal sequences during natural interactions produces high-dimensional data encoding the dynamics of intelligent behavior. Training IFM on such data enables it to learn how sensory experiences evolve into actions over time, effectively capturing neuron-like transformation principles without requiring direct observation of biological neurons.

With advances in neural recording technologies, direct and indirect neuronal sampling are expected to converge. This convergence will enable IFM to go beyond emulating intelligent behavior, moving toward internalizing its underlying principles and thus closing the loop between cognition and computation. Using these data samples, IFM implemented by differentiable state neural networks can be efficiently trained via backpropagation. Given the streaming nature of the training data, variants of Truncated Backpropagation Through

Time (TBPTT) [44] can be employed to reduce computational complexity. We present a *toy example* in which IFM is used to train an artificial Pong player, demonstrating the overall design process available at https://github.com/brcai/IFM_pong.

IV. DISCUSSION AND SIGNIFICANCE

Discussion: Despite variations in age, culture, and individual biology, human intelligence consistently arises from shared fundamental principles embedded in the brain. Building on this premise, IFM leverages the foundation model paradigm to capture these underlying mechanisms of neuronal dynamics. This approach defines a fundamentally new pathway toward AGI, one that models the principles of intelligence itself rather than its fragmented expressions. We envisage a pragmatic and scalable roadmap toward AGI through IFM from two complementary trajectories:

- *Biological scaling* begins with simpler neural systems or lower organisms and progressively advances to more complex brains, systematically revealing the principles of intelligence across increasing levels of complexity.
- *Functional scaling* develops IFMs for specific robotic applications, such as industrial manipulators or household assistants, and gradually integrates these specialized capabilities into a unified, general-purpose intelligent system.

Despite its promise, realizing this vision faces several major challenges. Acquiring high-resolution, longitudinal neural activity data across diverse species and brain regions is technically demanding. Designing state neural networks that faithfully capture recurrent, plastic, and temporally extended neural dynamics while remaining computationally tractable presents significant modeling challenges. Finally, training IFM to reproduce complex neural dynamics across multiple systems and scales requires novel optimization strategies to ensure convergence and generalization. Overcoming these challenges will be essential to advancing IFM as a practically viable approach toward general-purpose intelligence.

Significance: By reframing intelligence as the product of underlying structural neural dynamics rather than isolated behavioral manifestations, IFM provides a paradigm shift with broad implications for both neuroscience and AI. This perspective suggests that AGI may not require reproducing the full biological intricacies of the brain, but instead capturing the dynamical principles that allow artificial neural systems to generate diverse intelligent behavior. IFM thus offers a unifying framework that bridges three traditionally separate areas: neural circuit dynamics, models of learning and adaptive behavior, and large-scale AI systems. By grounding artificial systems in these shared principles, IFM opens a pathway toward constructing models whose generalization capabilities arise from neuronal structure rather than model scale alone. At the same time, IFM highlights critical unresolved questions: *What minimal neuron functions are sufficient to support general-purpose intelligence? Which aspects of biological plasticity are essential for adaptive behavior? How can artificial systems reconcile the tension between biological complexity and computational tractability?* Addressing these questions with IFM could not only advance AGI but also

deepen our understanding of intelligence as a natural phenomenon.

Ultimately, IFM provides more than a technical proposal; it outlines a long-term scientific agenda. By integrating biological and functional scaling, IFM charts a stepwise, interpretable, and experimentally grounded path toward general-purpose intelligent systems. Its challenges are substantial, but so too is its potential to reshape how we study, model, and engineer intelligence across biological and artificial domains.

REFERENCES

- [1] N. Fei, Z. Lu, Y. Gao, G. Yang, Y. Huo, J. Wen, H. Lu, R. Song, X. Gao, T. Xiang *et al.*, “Towards artificial general intelligence via a multimodal foundation model,” *Nature Communications*, vol. 13, no. 1, p. 3094, 2022.
- [2] S. Russell, P. Norvig, and A. Intelligence, “A modern approach,” *Artificial Intelligence. Prentice-Hall, Englewood Cliffs*, vol. 25, no. 27, pp. 79–80, 1995.
- [3] M. Awais, M. Naseer, S. Khan, R. M. Anwer, H. Cholakkal, M. Shah, M.-H. Yang, and F. S. Khan, “Foundation models defining a new era in vision: a survey and outlook,” *IEEE Transactions on Pattern Analysis and Machine Intelligence*, 2025.
- [4] R. Bommasani, “On the opportunities and risks of foundation models,” *arXiv preprint arXiv:2108.07258*, 2021.
- [5] OpenAI, “Chatgpt,” <https://chat.openai.com>, 2023.
- [6] A. Liu, B. Feng, B. Xue, B. Wang, B. Wu, C. Lu, C. Zhao, C. Deng, C. Zhang, C. Ruan *et al.*, “Deepseek-v3 technical report,” *arXiv preprint arXiv:2412.19437*, 2024.
- [7] G. Team, P. Georgiev, V. I. Lei, R. Burnell, L. Bai, A. Gulati, G. Tanzer, D. Vincent, Z. Pan, S. Wang *et al.*, “Gemini 1.5: Unlocking multimodal understanding across millions of tokens of context,” *arXiv preprint arXiv:2403.05530*, 2024.
- [8] M. Yue, “A survey of large language model agents for question answering,” *arXiv preprint arXiv:2503.19213*, 2025.
- [9] Z. He, T. Liang, W. Jiao, Z. Zhang, Y. Yang, R. Wang, Z. Tu, S. Shi, and X. Wang, “Exploring human-like translation strategy with large language models,” *Transactions of the Association for Computational Linguistics*, vol. 12, pp. 229–246, 2024.
- [10] H. Zhang, P. S. Yu, and J. Zhang, “A systematic survey of text summarization: From statistical methods to large language models,” *ACM Computing Surveys*, vol. 57, no. 11, pp. 1–41, 2025.
- [11] J. Jiang, F. Wang, J. Shen, S. Kim, and S. Kim, “A survey on large language models for code generation,” *arXiv preprint arXiv:2406.00515*, 2024.
- [12] M. Mahaut, L. Aina, P. Czarnowska, M. Hardalov, T. Müller, and L. Márquez, “Factual confidence of llms: on reliability and robustness of current estimators,” *arXiv preprint arXiv:2406.13415*, 2024.
- [13] E. J. Hu, Y. Shen, P. Wallis, Z. Allen-Zhu, Y. Li, S. Wang, L. Wang, W. Chen *et al.*, “Lora: Low-rank adaptation of large language models,” *ICLR*, vol. 1, no. 2, p. 3, 2022.
- [14] W. Zhong, L. Guo, Q. Gao, H. Ye, and Y. Wang, “Memorybank: Enhancing large language models with long-term memory,” in *Proceedings of the AAAI Conference on Artificial Intelligence*, vol. 38, no. 17, 2024, pp. 19724–19731.
- [15] R. T. McCoy, S. Yao, D. Friedman, M. Hardy, and T. L. Griffiths, “Embers of autoregression: Understanding large language models through the problem they are trained to solve,” *arXiv preprint arXiv:2309.13638*, 2023.
- [16] B. A. Marconi, “Time series foundation models for multivariate financial time series forecasting,” *arXiv preprint arXiv:2507.07296*, 2025.
- [17] S. Chen, G. Long, J. Jiang, D. Liu, and C. Zhang, “Foundation models for weather and climate data understanding: A comprehensive survey,” *arXiv preprint arXiv:2312.03014*, 2023.
- [18] Z. Chen, J. Wu, W. Wang, W. Su, G. Chen, S. Xing, M. Zhong, Q. Zhang, X. Zhu, L. Lu *et al.*, “Internvl: Scaling up vision foundation models and aligning for generic visual-linguistic tasks,” in *Proceedings of the IEEE/CVF conference on computer vision and pattern recognition*, 2024, pp. 24185–24198.
- [19] K. Li, Y. Wang, Y. Li, Y. Wang, Y. He, L. Wang, and Y. Qiao, “Unmasked teacher: Towards training-efficient video foundation models,” in *Proceedings of the IEEE/CVF international conference on computer vision*, 2023, pp. 19948–19960.
- [20] A. Bar, G. Zhou, D. Tran, T. Darrell, and Y. LeCun, “Navigation world models,” in *Proceedings of the Computer Vision and Pattern Recognition Conference*, 2025, pp. 15791–15801.
- [21] E. Fedorenko, S. T. Piantadosi, and E. A. Gibson, “Language is primarily a tool for communication rather than thought,” *Nature*, vol. 630, no. 8017, pp. 575–586, 2024.
- [22] S. Pinker, *The language instinct: How the mind creates language*. Penguin UK, 2003.
- [23] K. Friston, “The free-energy principle: a unified brain theory?” *Nature reviews neuroscience*, vol. 11, no. 2, pp. 127–138, 2010.
- [24] A. Clark, “Whatever next? predictive brains, situated agents, and the future of cognitive science,” *Behavioral and brain sciences*, vol. 36, no. 3, pp. 181–204, 2013.
- [25] B. J. Baars, *A cognitive theory of consciousness*. Cambridge University Press, 1993.
- [26] M. Shanahan, *Embodiment and the inner life: Cognition and Consciousness in the Space of Possible Minds*. Oxford University Press, 2010.
- [27] R. C. O’Reilly and K. A. Norman, “Hippocampal and neocortical contributions to memory: Advances in the complementary learning systems framework,” *Trends in cognitive sciences*, vol. 6, no. 12, pp. 505–510, 2002.
- [28] G. E. Wimmer and D. Shohamy, “Preference by association: How memory mechanisms in the hippocampus bias decisions,” *Science*, vol. 338, no. 6104, pp. 270–273, 2012.
- [29] S.erculano-Houzel, “The remarkable, yet not extraordinary, human brain as a scaled-up primate brain and its associated cost,” *Proceedings of the National Academy of Sciences*, vol. 109, no. supplement_1, pp. 10661–10668, 2012.
- [30] Y. Yu, X. Si, C. Hu, and J. Zhang, “A review of recurrent neural networks: Lstm cells and network architectures,” *Neural computation*, vol. 31, no. 7, pp. 1235–1270, 2019.
- [31] S. Ghosh-Dastidar and H. Adeli, “Spiking neural networks,” *International journal of neural systems*, vol. 19, no. 04, pp. 295–308, 2009.
- [32] X. Yao, F. Li, Z. Mo, and J. Cheng, “Glif: A unified gated leaky integrate-and-fire neuron for spiking neural networks,” *Advances in Neural Information Processing Systems*, vol. 35, pp. 32160–32171, 2022.
- [33] J. A. Mohawk, C. B. Green, and J. S. Takahashi, “Central and peripheral circadian clocks in mammals,” *Annual review of neuroscience*, vol. 35, no. 1, pp. 445–462, 2012.
- [34] P. Fries, “Rhythms for cognition: communication through coherence,” *Neuron*, vol. 88, no. 1, pp. 220–235, 2015.
- [35] G. Buzsáki and A. Draguhn, “Neuronal oscillations in cortical networks,” *science*, vol. 304, no. 5679, pp. 1926–1929, 2004.
- [36] T. V. Bliss and T. Lomo, “Long-lasting potentiation of synaptic transmission in the dentate area of the anaesthetized rabbit following stimulation of the perforant path,” *The Journal of physiology*, vol. 232, no. 2, pp. 331–356, 1973.
- [37] R. C. Malenka and M. F. Bear, “Ltp and ltd: an embarrassment of riches,” *Neuron*, vol. 44, no. 1, pp. 5–21, 2004.
- [38] N. Caporale and Y. Dan, “Spike timing-dependent plasticity: a hebbian learning rule,” *Annu. Rev. Neurosci.*, vol. 31, no. 1, pp. 25–46, 2008.
- [39] W. Gerstner, W. M. Kistler, R. Naud, and L. Paninski, *Neuronal dynamics: From single neurons to networks and models of cognition*. Cambridge University Press, 2014.
- [40] P. I. Pavlov, “Conditioned reflexes: An investigation of the physiological activity of the cerebral cortex,” *Annals of neurosciences*, vol. 17, no. 3, p. 136, 2010.
- [41] J. E. Mazur, *Learning and behavior: Instructor’s review copy*. Psychology Press, 2015.
- [42] J. J. Jun, N. A. Steinmetz, J. H. Siegle, D. J. Denman, M. Bauza, B. Barbarits, A. K. Lee, C. A. Anastassiou, A. Andrei, Ç. Aydın *et al.*, “Fully integrated silicon probes for high-density recording of neural activity,” *Nature*, vol. 551, no. 7679, pp. 232–236, 2017.
- [43] T.-W. Chen, T. J. Wardill, Y. Sun, S. R. Pulver, S. L. Renninger, A. Baohuan, E. R. Schreier, R. A. Kerr, M. B. Orger, V. Jayaraman *et al.*, “Ultrasensitive fluorescent proteins for imaging neuronal activity,” *Nature*, vol. 499, no. 7458, pp. 295–300, 2013.
- [44] R. J. Williams and J. Peng, “An efficient gradient-based algorithm for on-line training of recurrent network trajectories,” *Neural computation*, vol. 2, no. 4, pp. 490–501, 1990.