

# GLUING POLYNOMIALS ALONG THE CIRCLE

PANJING WU AND GAOFEI ZHANG

**ABSTRACT.** Gluing is a cut and paste construction where the dynamics of a map in a given domain is replaced by a different one, under the condition that the two agree along the gluing curve. Here we consider two polynomials with a finite super-attracting fixed point of the same degree. We prove that any two such non-renormalizable polynomials can be glued into a rational map along the Jordan boundary of the immediate basin of the super-attracting fixed point.

## 1. INTRODUCTION

Gluing is a pervasive concept in mathematics which bridges local and global perspectives. In particular, Gluing two dynamics into a new one, by identifying two of their subsystems as a single one, is one of fundamental ideas in the study of dynamics. The most well known in this regard are mating, intertwining surgery as well as tuning, see [3][6][8][11][12][15][16][30][37][38][39][42]. Recognizing circle dynamics generated by covering maps as a basic building block in lower dimensional dynamics, we will present a way in this work on how to glue two polynomial dynamics along such a circle.

**1.1. Statement of the main result.** Consider two polynomials  $f$  and  $g$  with connected Julia sets and of degrees  $d_1$  and  $d_2$  respectively, so that both  $f$  and  $g$  have a marked finite super-attracting fixed point of the same degree  $d_0$ . We further assume that the *independence condition* holds for both  $f$  and  $g$ , that is, the other critical orbits do not intersect the marked immediate super-attracting basins. By [34] the boundaries of the immediate super-attracting basins are Jordan curves on which the two dynamics agree. Then by gluing  $f$  and  $g$  along the Jordan boundaries of the marked immediate basins, one can always obtain a topological branched covering  $F$  of the sphere to itself with degree  $d_1 + d_2 - d_0$ . We call  $F$  the *topological gluing* of  $f$  and  $g$ , see §2 for a precise definition.

One fascinating nature of holomorphic dynamics is a deep relationship between the topological and geometric properties. A cornerstone of this theory is Thurston's theorem for the characterization of post-critically finite

---

*Date:* November 20, 2025.

*2010 Mathematics Subject Classification.* Primary: 37F45; Secondary: 37F10, 37F30.

rational maps. Thus in the situation here, a fundamental question is under what conditions, a topological gluing can be realized by a geometric one?

Let  $B_\infty(\cdot)$  and  $B_0(\cdot)$  be the immediate basins at infinity and the origin respectively. Let  $\mathcal{J}_f$  and  $\mathcal{J}_g$  be the Julia sets of  $f$  and  $g$ , and  $\Gamma_f$  and  $\Gamma_g$  the Jordan boundaries of the marked super-attracting basins of  $f$  and  $g$  respectively. We say a rational map

$$(1.1) \quad G(z) = \gamma z^m \frac{(z - \alpha^1) \cdots (z - \alpha^k)}{(z - \beta^1) \cdots (z - \beta^l)}$$

with  $m = d_2$ ,  $l = d_2 - d_0$ ,  $k = d_1 - d_0$ , realizes the *geometric gluing* of  $f$  and  $g$  if there exist two holomorphic conjugations

$$\phi : B_\infty(f) \rightarrow B_\infty(G) \text{ and } \psi : B_\infty(g) \rightarrow B_0(G),$$

which can be extended respectively to conjugations between the boundaries

$$\begin{array}{ccc} \mathcal{J}_f & \xrightarrow{\phi} & \partial B_\infty(G) \\ f \downarrow & & \downarrow G \\ \mathcal{J}_f & \xrightarrow{\phi} & \partial B_\infty(G) \end{array}$$

and

$$\begin{array}{ccc} \mathcal{J}_g & \xrightarrow{\psi} & \partial B_0(G) \\ g \downarrow & & \downarrow G \\ \mathcal{J}_g & \xrightarrow{\psi} & \partial B_0(G) \end{array}$$

with

$$\phi(\Gamma_f) = \psi(\Gamma_g) = \partial B_\infty(G) \cap \partial B_0(G)$$

being a Jordan curve, which is called the *gluing curve* of  $\mathcal{J}_f$  and  $\mathcal{J}_g$ .

Roughly speaking, a geometric gluing of two polynomials means that, their Julia sets are embedded in the Julia set of a rational map  $G$  with the dynamics being preserved, and moreover, the boundaries of the two marked immediate super-attracting basins are glued into a Jordan curve, so that the two polynomial Julia sets can be viewed respectively from the origin and infinity for  $G$ . This property is reminiscent of Bers' celebrated theorem on the simultaneous uniformization of Fuchsian groups [1], as well as the work of McMullen on the simultaneous uniformization of Blaschke products [22]. For this reason, we will also refer to the geometric gluing in the following as the *simultaneous uniformization* of two polynomials  $f$  and  $g$ , and denote it as  $\mathcal{G}(f, g)$ .

It was known that the geometric gluing always exists for post-critically finite case, which is derived from Thurston's characterization theorem for rational maps [45]. The goal of this paper is to show that the geometric

gluing actually exists for a large class of post-critically infinite polynomials. Before we state the main theorem, let us introduce some notions first.

For  $d > d_0 \geq 2$ , let  $\mathcal{P}_{d,d_0}$  denote the space of polynomials  $f$  of degree  $d$  with connected Julia sets and a super-attracting fixed point of degree  $d_0$  at the origin, so that the independence condition holds. Endow  $\mathcal{P}_{d,d_0}$  with the compact open topology. Let  $\mathcal{N}_{d,d_0}$  denote the space of all  $f$  in  $\mathcal{P}_{d,d_0}$  which have no indifferent cycles and whose critical points in the Julia set are all non-renormalizable.

Now for  $d_1, d_2 > d_0 \geq 2$ , endow  $\mathcal{N}_{d_1,d_0} \times \mathcal{N}_{d_2,d_0}$  with the product topology. Let  $m = d_2, l = d_2 - d_0$ , and  $k = d_1 - d_0$ . Set

$$G_{d_1+d_2-d_0} = \left\{ \gamma z^m \frac{(z - \alpha^1) \cdots (z - \alpha^k)}{(z - \beta^1) \cdots (z - \beta^l)} \mid \alpha^i, \beta^j, \gamma \neq 0 \text{ and } \alpha^i \neq \beta^j \right\}.$$

Let  $\mathcal{R}_{d_1+d_2-d_0}$  be the quotient space of  $G_{d_1+d_2-d_0}$  modulo scaling conjugations. Endow  $G_{d_1+d_2-d_0}$  with the compact open topology and  $\mathcal{R}_{d_1+d_2-d_0}$  the quotient topology.

**Main Theorem.** *Let  $d_1, d_2 > d_0 \geq 2$ . Then for any pair*

$$(f, g) \in \mathcal{N}_{d_1,d_0} \times \mathcal{N}_{d_2,d_0},$$

*there is a unique rational map  $G \in \mathcal{R}_{d_1+d_2-d_0}$  realizing the simultaneous uniformization of  $f$  and  $g$ . Moreover, the map*

$$\mathcal{G} : \mathcal{N}_{d_1,d_0} \times \mathcal{N}_{d_2,d_0} \rightarrow \mathcal{R}_{d_1+d_2-d_0}$$

*by setting  $\mathcal{G}(f, g) = G$  is continuous.*

With the aid of quasiconformal surgery, small Julia sets and indifferent cycles for polynomials might be exchanged with super-attracting cycles. In light of these considerations, by the main theorem and surgery technique, one may expect to extend  $\mathcal{G}$  to the larger space  $\mathcal{P}_{d_1,d_0} \times \mathcal{P}_{d_2,d_0}$ . Among the challenges arising in such an extension is the case when a non-locally connected small Julia set for one polynomial is glued to a parabolic periodic point for the other. In this situation, it is not even known whether the geometric gluing exists that preserves the topology and dynamics of the small Julia set. This is closely related to Milnor-Goldberg's parabolic deformation conjecture, which posits that one can always replace a simply connected attracting immediate basin by a parabolic one while preserving the dynamics on the Julia set. For the progress towards the solution of this conjecture, see [14][26].

In a manner analogous to polynomial mating, we will see in the following that there are parabolic parameters for which the gluing operator  $\mathcal{G}$  can be defined yet fails to be continuous.

1.2. **Examples of the gluing.** Consider the family

$$f_\alpha : z \mapsto z^3 + \frac{3}{2}\alpha z^2, \quad \alpha \in \mathbb{C},$$

whose dynamics and parameter space had been extensively investigated by P. Roesch [32]. Let  $\Omega_\alpha$  be the immediate basin at the origin for  $f_\alpha$ . According to [32] the hyperbolic component  $\mathcal{H}_0$  in the parameter space, which contains the origin, is a Jordan domain. Moreover, any  $\alpha \in \partial\mathcal{H}_0$  is either non-renormalizable or a parabolic parameter. In the previous case,  $\partial\Omega_\alpha$  contains the free critical point, and in the later case,  $\partial\Omega_\alpha$  contains a periodic parabolic orbit. For  $\alpha \in \partial\mathcal{H}_0$ , the restriction of  $f_\alpha$  on  $\partial\Omega_\alpha$  is conjugate to the angle doubling map. The angle  $\theta$  between the fixed point and the free critical point or the parabolic periodic point, to which the free critical point is associated, is called the *characteristic angle* for  $f_\alpha$ . The correspondence between  $\theta$  and  $\alpha$  is a homeomorphism between  $\mathbb{T}$  and  $\partial\mathcal{H}_0$ . We denote it as  $\alpha = \alpha(\theta)$ .

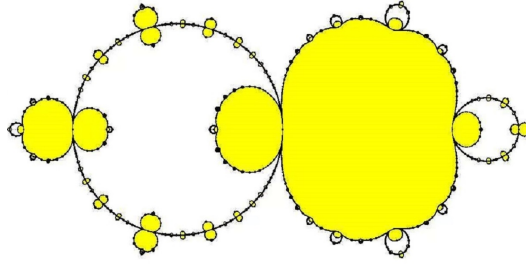


Figure 1: The Julia set for  $z^3 \frac{z-3}{1-3z}$  with 1 being a parabolic fixed point having two petals which are symmetric about the unit circle.

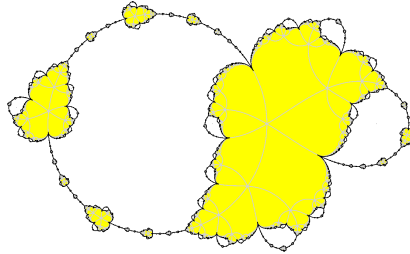


Figure 2: The Julia set for  $e^{2\pi i \theta_0} z^3 \frac{z-2}{1-2z}$  with a fixed parabolic petal which is symmetric about the unit circle. The Julia set for  $e^{-2\pi i \theta_0} z^3 \frac{z-2}{1-2z}$  is its symmetric image about the real line.

It can be shown that the geometrical gluing can be defined for any two elements in  $\partial\mathcal{H}_0$ . By bonding with its mirror image, the map

$$f_{\alpha(\theta)} \rightarrow \mathcal{G}(f_{\alpha(\theta)}, f_{\alpha(-\theta)})$$

symmetrizes all elements in  $\partial\mathcal{H}_0$  to Blaschke products. It turns out that the discontinuity of the  $\mathcal{G} : \partial\mathcal{H}_0 \times \partial\mathcal{H}_0 \rightarrow \mathcal{R}_4$  happens exactly at those pairs  $(f_{\alpha(\theta)}, f_{\alpha(-\theta)})$  for which  $\theta$  is periodic under angle doubling map. For an illustration, let  $\theta = 0$ . Then  $\alpha(0) = 4i/3$  and  $f_{\alpha(0)}$  has a parabolic fixed point in the boundary of the immediate basin at the origin. A simple calculation shows that

$$\mathcal{G}(f_{\alpha(0)}, f_{\alpha(0)}) = z^3 \frac{z-3}{1-3z},$$

while

$$\lim_{\theta \rightarrow 0_+} \mathcal{G}(f_{\alpha(\theta)}, f_{\alpha(-\theta)}) = e^{2\pi i \theta_0} z^3 \frac{z-2}{1-2z}$$

and

$$\lim_{\theta \rightarrow 0_-} \mathcal{G}(f_{\alpha(\theta)}, f_{\alpha(-\theta)}) = e^{-2\pi i \theta_0} z^3 \frac{z-2}{1-2z}$$

with  $\theta_0 = 0.04892344$ . See Figure 1 and Figure 2 for their Julia sets.

Now let us give an another example to show how two polynomial Julia sets are glued together along the gluing curve. Take  $\alpha = 0.72863 + 0.74796i$  and  $\beta = 4i/3$ . The free critical point of  $f_\alpha$  belongs to  $\partial\Omega_\alpha$  and has an infinite forward orbit, and the free critical point of  $f_\beta$  belongs to a parabolic basin attached to  $\partial\Omega_\beta$ . Then

$$\mathcal{G}(f_\alpha, f_\beta) = z^3 \frac{z-a}{z-b}$$

with  $a = 1.12078 + 1.12078i$  and  $b = -0.12239 + 0.08603i$ .




Figure 3: The Julia set for  $f_\alpha$ .




Figure 4: The Julia set for  $f_\beta$ .

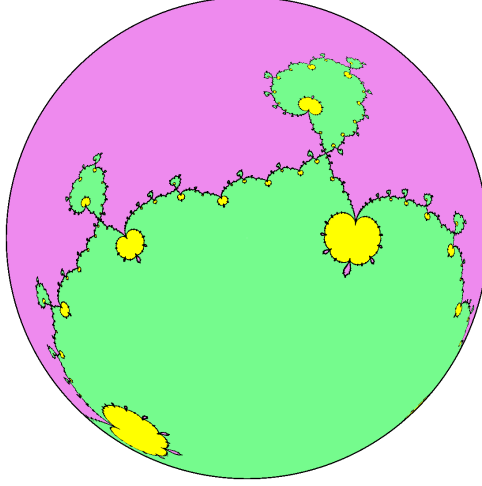


Figure 5: The Julia set for  $\mathcal{G}(f_\alpha, f_\beta)$ . When viewed from infinity and the origin, one sees respectively the Julia sets for  $f_\alpha$  and  $f_\beta$ .

**1.3. Strategy of the proof.** The core of our strategy lies in approximating post-critically infinite maps by post-critically finite ones. While the general idea of approximation is standard, it is not always successful, largely due to various uncontrollable factors that arise under the limit process. To overcome this, we utilize puzzle structure and tools from non-renormalizable holomorphic dynamics to ensure that the key dynamical properties are preserved in the limit.

Concretely, we will approximate a non-renormalizable polynomial by hyperbolic ones with respect to combinatorics. The idea is as follows. Suppose  $(f, g) \in \mathcal{N}_{d_1, d_0} \times \mathcal{N}_{d_2, d_0}$  and let  $F$  be the topological gluing of  $f$  and  $g$ . Since  $F$  behaves like  $f$  outside the gluing curve and like  $g$  inside, we can choose an appropriate set of equipotential curves and periodic rays in the immediate basins of infinity and the origin, as well as all other super-attracting cycles. These consist of a connected graph  $I$  which yields a puzzle structure for  $F$ , as well as puzzle structures for both  $f$  and  $g$ .

For each  $N \geq 1$ , we modify  $f$  only within the interiors of the critical puzzles of depth  $N$  so that every critical point in the Julia set becomes periodic or eventually enters into some periodic critical orbit. The resulted topological polynomial is thus hyperbolic and is denoted by  $\tilde{f}$ . The same process applies to  $g$  and the resulted topological polynomial is denoted by  $\tilde{g}$ . By [45] we can realize the geometric gluing of  $\tilde{f}$  and  $\tilde{g}$ , denoted as  $G_N$ . By construction,  $G_N$  has the same puzzle structure as  $F$  up to depth

$N$ . In particular, this argument provides an alternative proof that any non-renormalizable polynomial can be approximated by hyperbolic polynomials, a result previously established in [20] via an analytic approach.

A key ingredient in the next step is to show that the sequence  $\{G_N\}$  is compactly contained in  $\mathcal{R}_{d_1+d_2-d_0}$ . After that, we may assume that  $G_N \rightarrow G$  by taking a subsequence if necessary. It follows that  $G$  has the same puzzle structure as  $F$ . Since  $f$  and  $g$ , and thus  $F$  and  $G$  are non-renormalizable, as a consequence of non-renormalizable holomorphic dynamics, points in  $\mathcal{J}_f$  and  $\partial B_\infty(G)$  are represented as nested puzzles whose diameters converge to zero. The correspondence between the puzzles for  $F$  and  $G$  yields a one-to-one correspondence between the points in  $\mathcal{J}_f$  and  $\partial B_\infty(G)$ , which induces a homeomorphism preserving the dynamics. The same argument applies to  $\mathcal{J}_g$  and  $\partial B_0(G)$ . It will be seen that the points in  $\mathcal{J}_G$ , which can be viewed from both infinity and the origin, form a Jordan curve. This is the curve along which the two polynomial Julia sets are glued onto the sphere.

**Acknowledgement.** We would like to thank Yongcheng Yin for many inspiring discussions in the early stage of this work. We further thank Fei Yang, who provides all the computer-generated pictures in this paper.

## CONTENTS

1. Introduction	1
1.1. Statement of the main result	1
1.2. Examples of the gluing	4
1.3. Strategy of the proof	6
2. The gluing operator $\mathcal{G}$ for PCF polynomials	8
3. Puzzle structure for the topological gluing	9
3.1. Puzzle construction for polynomials	9
3.2. Puzzle construction for topological gluing	9
4. The closing Lemma	13
4.1. Proof of the Closing Lemma	14
4.2. Handling the cluing curve	17
4.3. Post-critically finite approximation	17
5. Compactness argument	19
6. Non-renormalizable holomorphic dynamics	23
6.1. Uniform control of the puzzle size	23
6.2. Rigidity for $G$	25
7. The Proof of the Main Theorem	27
7.1. The realization of the geometric gluing	27
7.2. The continuity of $\mathcal{G}$	29
References	29

## 2. THE GLUING OPERATOR $\mathcal{G}$ FOR PCF POLYNOMIALS

Suppose  $f$  and  $g$  are two rational maps of degree  $d_1$  and  $d_2$ , respectively, each with an immediate super-attracting basin, say  $D_f$  and  $D_g$ , whose boundaries are Jordan curves and which have the same degree  $d_0$ . We further assume that the other critical orbits of  $f$  (resp.  $g$ ) do not enter  $D_f$  (resp.  $D_g$ ). Now we can construct a topological map  $F : S^2 \rightarrow S^2$  by gluing  $f$  and  $g$  along  $\partial D_f$  and  $\partial D_g$ . More precisely, let  $\Delta$  be the unit disk and let  $\phi : D_f \rightarrow \Delta$ ,  $\psi : D_g \rightarrow \Delta$  be the holomorphic isomorphisms that conjugate  $f$  and  $g$  to the power map  $z \rightarrow z^{d_0}$ . For each  $1 \leq k \leq d_0 - 1$ , there is a homeomorphism

$$\Phi = \phi^{-1} \left( \frac{e^{2k\pi i/(d_0-1)}}{\psi} \right) : \partial D_g \rightarrow \partial D_f,$$

which reverses the orientation. We extend  $\Phi$  to a homeomorphism of the sphere so that it maps  $\overline{D_g}$  to  $D_f^c$  and maps  $D_g^c$  to  $\overline{D_f}$ . We then glue  $D_f^c$  and  $D_g^c$  along their boundaries by identifying  $x$  and  $\Phi(x)$ . The topological space obtained in this way,

$$X = D_f^c \bigsqcup_{x \sim \Phi(x)} D_g^c,$$

is homeomorphic to  $S^2$ . Now we define a topological map

$$F : X \rightarrow X$$

by setting

$$F(z) = \begin{cases} f(z) & \text{for } z \in D_f^c \text{ and } f(z) \in D_f^c, \\ \Phi^{-1} \circ f(z) & \text{for } z \in D_f^c \text{ and } f(z) \in D_f, \\ g(z) & \text{for } z \in D_g^c \text{ and } g(z) \in D_g^c, \\ \Phi \circ g(z) & \text{for } z \in D_g^c \text{ and } g(z) \in D_g. \end{cases}$$

We call  $F$  the *topological gluing* of  $f$  and  $g$ . Using the coordinate charts  $\overline{D_f}^c$  and  $\overline{D_g}^c$ ,  $F$  is holomorphic whenever a point is mapped to the same side of the gluing curve. In the case that  $F$  is post-critically finite and has no Thurston obstructions, by Thurston's theorem [7], there is a rational map  $G$  which is combinatorially equivalent to  $F$  and thus realizes the simultaneous uniformization of  $f$  and  $g$ . In this case, we say  $G$  is the *geometric gluing* of  $f$  and  $g$  and denote

$$G = \mathcal{G}(f, g).$$

It was proved by Zhang that, for post-critically finite polynomials  $f$  and  $g$ , the topological map  $F$  obtained in this way has no Thurston obstructions. Therefore,  $f$  and  $g$  can be always glued into a rational map  $G$ .



**Theorem 2.1** (Zhang, [45]). *Let  $f \in \mathcal{P}_{d_1, d_0}$  and  $g \in \mathcal{P}_{d_2, d_0}$  be two post-critically finite polynomials satisfying the independence condition. Then they can be glued into a rational map  $G \in \mathcal{R}_{d_1+d_2-d_0}$ .*

In the following we need a slightly more general version of the theorem that allows for attracting cycles. In this case, one may use a surgery to convert the cycle to a super-attracting cycle, and revert the change by surgery after the gluing. Thus, in what follows we assume that all the attracting cycles are super-attracting.

### 3. PUZZLE STRUCTURE FOR THE TOPOLOGICAL GLUING

**3.1. Puzzle construction for polynomials.** Before constructing the puzzle system for the topological gluing, let us give a brief overview of the construction of a puzzle system for a polynomial. We refer the reader to [2][4][13][23][41] for a detailed definition. Suppose  $f$  is a polynomial of degree  $d \geq 2$  and with no indifferent cycles. Let  $I$  be the graph consisting of an appropriate set of periodic external rays and an equipotential curve, as well as periodic internal rays and inner equipotential curves for attracting basins. Let  $I_n$  be the pull back of  $I$  by  $f^n$  for  $n \geq 1$ . Each bounded component of  $\mathbb{C} - I_n$  is called a puzzle of depth  $n$ . For  $z \in \mathcal{J}_f$ , let  $P_n(z)$  denote the puzzle of depth  $n$  which contains  $z$ . Then any two puzzles are either disjoint or nested. Moreover,  $P_{n+1}(z) \subset P_n(z)$  and  $f(P_{n+1}(z)) = P_n(f(z))$  for all  $n \geq 0$ .

We say a critical point  $c$  is *renormalizable* with respect to  $\mathcal{P}$  if there exists an integer  $p \geq 1$ , such that

$$P_n(c) = P_n(f^{kp}(c))$$

for all  $k, n \geq 0$ . Otherwise we say  $c$  is *non-renormalizable* with respect to  $\mathcal{P}$ . We say  $c$  is *non-renormalizable* if it is non-renormalizable with respect to any puzzle system  $\mathcal{P}$ . Recall that  $\mathcal{N}_{d, d_0}$  denotes the space of polynomials in  $\mathcal{P}_{d, d_0}$  with no indifferent cycles and whose critical points in the Julia set are all non-renormalizable.

**3.2. Puzzle construction for topological gluing.** Let  $f \in \mathcal{N}_{d_1, d_0}$  and  $g \in \mathcal{N}_{d_2, d_0}$ . Let  $F$  be the topological gluing of  $f$  and  $g$  as described in §2. Then  $F$  has an invariant curve  $\Gamma$  so that  $F : \Gamma \rightarrow \Gamma$  is conjugate to  $z \mapsto z^{d_0}$ . Moreover, it behaves like  $f$  outside  $\Gamma$  and like  $g$  inside. So we can speak of rays and equipotential curves for  $F$ . Take a set of periodic orbits  $\{z_1, \dots, z_p\}$  in  $\Gamma$  such that for each  $z_i$  there are exactly two rays of  $F$  landing at  $z_i$ , one starting from infinity and the other from the origin. Let  $R_i$  denote the union of the two rays. Let  $E_\infty$  and  $E_0$  be two equipotential curves of  $F$  that belong to the outside and inside of  $\Gamma$ , respectively. For attracting cycles of  $f$  and  $g$  that may exist, as in [34], we may take appropriate sets of

internal rays, inner equipotential curves, and external rays, say  $\mathcal{R}_{int}$ ,  $\mathcal{E}_{int}$  and  $\mathcal{R}_{ext}$ , so that

$$(3.1) \quad I = \{R_i, 1 \leq i \leq p, E_\infty, E_0\} \cup \mathcal{R}_{int} \cup \mathcal{E}_{int} \cup \mathcal{R}_{ext}$$

is an admissible initial graph of  $F$ . We may assume that the rays in  $I$  do not land on the post-critical points.

Let  $\mathcal{C}$  denote the set of all points in super-attracting cycles. In particular,  $\{0, \infty\} \subset \mathcal{C}$ .

**Definition 1.** For  $n \geq 0$ , let  $I_n = F^{-n}(I)$ . The components of  $\widehat{\mathbb{C}} - I_n$ , that do not contain any point in  $F^{-n}(\mathcal{C})$ , are called puzzles of depth  $n$ . We denote by  $P_n(z)$  the puzzle of depth  $n$  that contains  $z$ .

Let  $\mathcal{P}$  denote the puzzle system induced by  $I$ . By definition we readily obtain

**Lemma 3.1.** *The following properties hold.*

- $P_{n+1}(z) \subset P_n(z)$  and  $F(P_{n+1}(z)) = P_n(F(z))$  for all  $z$  and  $n \geq 0$ ;
- any two puzzles in  $\mathcal{P}$  are either nested or disjoint;
- $I_n$  is connected for all  $n \geq 0$ , hence all puzzles in  $\mathcal{P}$  are simply connected.

The portion of the initial graph  $I$  lying outside the gluing curve induces an initial graph for  $f$ , while the portion inside induces that for  $g$ . These initial graphs yield puzzle systems for  $f$  and  $g$ , respectively. Let  $\mathcal{P}_F$ ,  $\mathcal{P}_f$ , and  $\mathcal{P}_g$  denote the puzzle systems for  $F$ ,  $f$  and  $g$ , respectively. Because  $f$  and  $g$  satisfy the independence condition, puzzles in  $\mathcal{P}_F$  that contain critical orbits for  $F$  correspond to puzzles in  $\mathcal{P}_f$  and  $\mathcal{P}_g$  that contain critical orbits for  $f$  and  $g$ . This correspondence preserves the dynamics. Since  $f \in \mathcal{N}_{d_1, d_0}$  and  $g \in \mathcal{N}_{d_2, d_0}$ , all the critical points in the “Julia set” of  $F$ , i.e., the critical points which do not belong to the super-attracting cycles, are non-renormalizable.

**A toy model for the puzzle construction** Let us illustrate this puzzle construction for the pair of  $f_a$  and  $f_b$  in the family  $f_\alpha : z \mapsto z^3 + \frac{3}{2}\alpha z^2$ , with  $a$  and  $b$  belonging to  $\partial\mathcal{H}_0$  and having characteristic angles  $7\pi/6$  and  $11\pi/6$ , respectively. That is, the forward orbits of the two critical points on the gluing curve are given by the angle doubling map

$$7\pi/6 \rightarrow \pi/3 \rightarrow 2\pi/3 \rightarrow 4\pi/3 \rightarrow 2\pi/3,$$

and

$$11\pi/6 \rightarrow 5\pi/3 \rightarrow 4\pi/3 \rightarrow 2\pi/3 \rightarrow 2\pi/3.$$

The initial graph  $I$  is the union of two equipotential curves, one lying in the neighborhood of infinity and the other in the neighborhood of the origin, together with two fixed rays (one from infinity and one from the origin) that land on the unique fixed point on the gluing curve. Thus there

is only one puzzle of depth 0, namely  $P_{0,1}$ . The pull back of  $P_{0,1}$  yields two puzzles of depth 1, denoted  $P_{1,i}$  for  $i = 1, 2$ , whose pull back yields six puzzles of depth 2, denoted  $P_{2,i}$  for  $1 \leq i \leq 6$ . The orbit relations among these puzzles are

$$\begin{aligned} P_{2,1} &\rightarrow P_{1,2} \rightarrow P_{0,1}, & P_{2,6} &\rightarrow P_{1,2} \rightarrow P_{0,1}, & P_{2,3} &\rightarrow P_{1,2} \rightarrow P_{0,1}, \\ P_{2,4} &\rightarrow P_{1,1} \rightarrow P_{0,1}, & P_{2,5} &\rightarrow P_{1,1} \rightarrow P_{0,1}, & P_{2,2} &\rightarrow P_{1,1} \rightarrow P_{0,1}. \end{aligned}$$

In this model,  $\mathcal{C} = \{0, \infty\}$ , and the white region consists of those components that contain  $\infty$ , the origin and their pre-images.

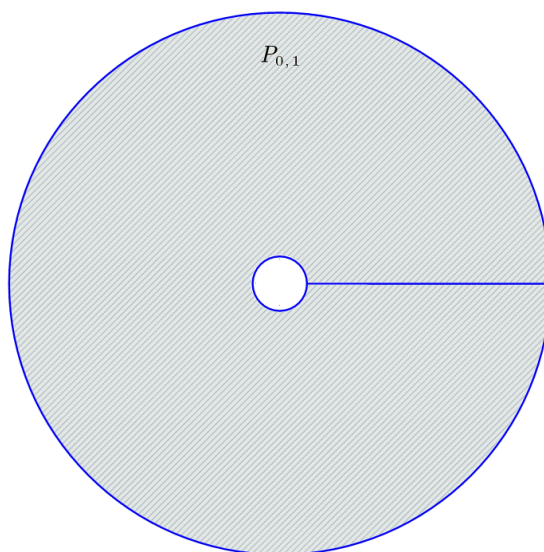


Figure 6: Puzzles of depth 0.

Puzzle systems are usually established for holomorphic maps to study the topology and the geometry of the Julia sets, see [2][4][13][21][23][24][25][27][41] for polynomials and [5][9][10][28][31][33][40] for rational maps. This is by no means an exhaustive list. The puzzle construction here is purely topological. We use it to record the topological data that characterize the rational map realizing the geometric gluing. However, typically the topological gluing here is post-critically infinite, a fact lies beyond the scope of Thurston's characterization theorem. From the point of this view, this work is an initial effort to extend Thurston's characterization theorem to non-renormalizable rational maps via puzzle structures.

Now let us return to the real word to see how the puzzle structure for  $F$  is used in our proof. In §4 we perturb  $f$  and  $g$  to obtain hyperbolic topological polynomials  $f_n$  and  $g_n$  in the sense of combinatorics (here hyperbolic means

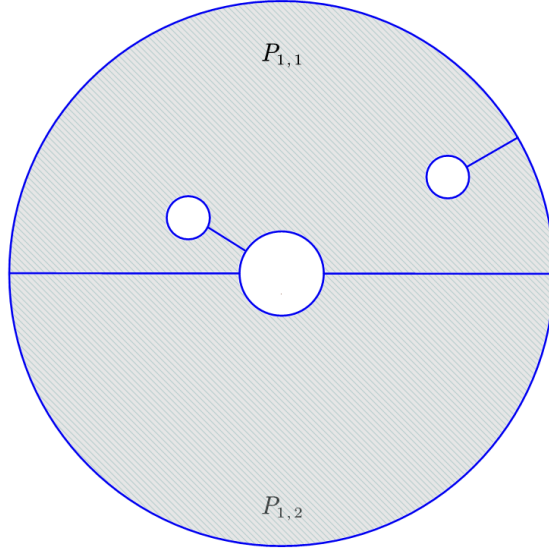


Figure 7: Puzzles of depth 1.

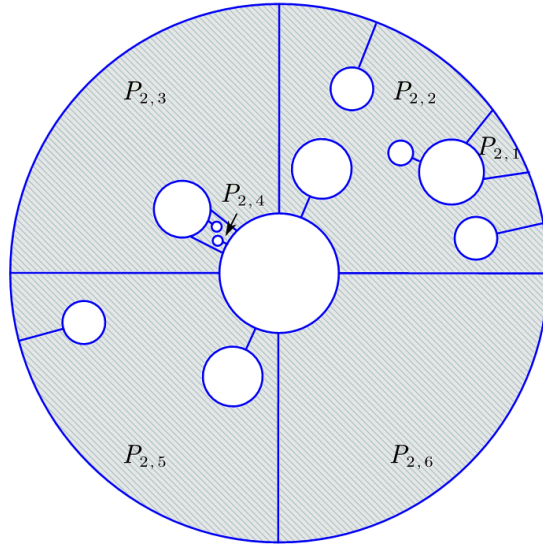


Figure 8: Puzzles of depth 2.

that all critical points are periodic or enter into some critical periodic orbit). More precisely, we choose  $f_n$  and  $g_n$  so that the topological gluing of  $f_n$  and  $g_n$ , denoted  $F_n$ , has the same puzzle structure as  $F$  up to depth  $n$ . Since  $f_n$

and  $g_n$  are hyperbolic, they are combinatorially equivalent to polynomials by Thurston's characterization theorem. By Theorem 2.1, for all  $n \geq 1$ , we obtain the geometric gluing of  $f_n$  and  $g_n$ ,

$$G_n = \mathcal{G}(f_n, g_n).$$

It is clear that for any  $N \geq 1$ ,  $G_n$  and  $F$  have the same puzzle structure up to depth  $N$  for all  $n \geq N$ . In §5 we prove that  $\{G_n\}$  lies in a compact family. By taking a subsequence if necessary, we obtain a limit map  $G$ . By selecting sufficiently many repelling periodic rays in the definition of the initial graph  $I$ , and disregarding some of them if necessary, we can assume that the rays in  $I$  continue to land on repelling periodic orbits after taking the limit. It follows that  $G$  and  $F$  share the same puzzle structure induced by  $I$ . With the aid of the tools developed in non-renormalizable holomorphic dynamics, we can show that  $G$  realizes the geometric gluing of  $f$  and  $g$ .

#### 4. THE CLOSING LEMMA

The idea in this section is of independent interest. We shall see that it can be used to give an alternative proof that a non-renormalizable polynomial can be approximated by critically finite hyperbolic polynomials. This was proved in [20] via an analytic approach. The goal here is to establish the following

**The Closing Lemma.** *Let  $f \in \mathcal{N}_{d,d_0}$ . Then for any  $N \geq 1$ , one can obtain a hyperbolic topological polynomial by perturbing  $f$  only in critical puzzles of depth  $N$ , in such a way that every critical point in the Julia set either becomes periodic or enters a periodic cycle that contain critical points.*

The basic idea of the proof is to close the orbit of a candidate point near the critical point. As noted in §3, the initial graph  $I$  for  $F$  induces puzzle systems for both  $f$  and  $g$ . More precisely, take the part of  $I$  in (3.1) lying outside the gluing curve, and replace the part of  $I$  inside of the gluing curve by an inner equipotential curve together with a group of corresponding internal rays. The new graph is an initial graph for  $f$  and generates a puzzle structure for  $f$ . Choose an  $N \geq 1$  large enough so that every puzzle of depth  $N$  contains at most one critical point in the Julia set. Here we use the assumption that  $f$  is non-renormalizable with respect to this puzzle system. Consequently, any nest of puzzles shrinks to a single point [17][18][19][20][29].

**Lemma 4.1.** *Suppose  $c$  is a critical point in the Julia set of  $f$  and  $N \geq 1$ . Then there exist a  $z_0 \in P_N(c)$  and a  $k \geq 1$  such that the puzzles  $P_N(f^l(z_0))$  for  $0 \leq l \leq k-1$  are pairwise disjoint and  $P_N(f^k(z_0)) = P_N(c)$ .*

*Proof.* By the assumption that the rays in  $I$  do not land on any post-critical point,  $c$  belongs to the interior of  $P_N(c)$ . Since  $c \in \mathcal{J}_f$ ,  $P_N(c)$  is an open neighborhood of a Julia point. By the eventually-onto property of the Julia set, there exists a  $k \geq 1$  with

$$f^k(P_N(c) \cap \mathcal{J}_f) = \mathcal{J}_f.$$

Hence there are points in  $P_N(c) \cap \mathcal{J}_f$  whose forward orbit returns to  $P_N(c)$ . Choose  $z_0$  among such points so that the return time is minimal. The disjointness of the puzzles  $P_N(f^l(z_0))$  for  $0 \leq l \leq k-1$  then follows from this minimality.  $\square$

**4.1. Proof of the Closing Lemma.** We will modify  $f$  into a topological polynomial so that each critical point in the Julia set either becomes periodic or enters a periodic cycle containing critical points, and each critical orbit meets a depth- $N$  puzzle at most once.

Beginning with an arbitrary critical point  $c$  in the Julia set, let

$$\mathcal{O}_c = \{P_N^0, \dots, P_N^{k-1}\}$$

be the finite set of depth- $N$  puzzles and  $z_0$  the candidate point guaranteed by Lemma 4.1, with  $z_l = f^l(z_0) \in P_N^l$  for  $0 \leq l \leq k-1$  and  $z_k = f^k(z_0) \in P_N^0$ . We will modify  $f$  only inside  $P_N^0$  to obtain a topological polynomial  $\tilde{f}$  with the following properties:

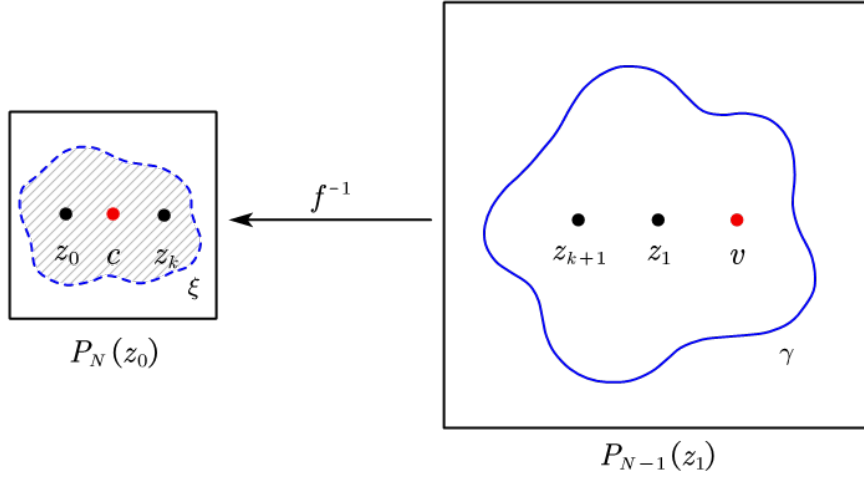
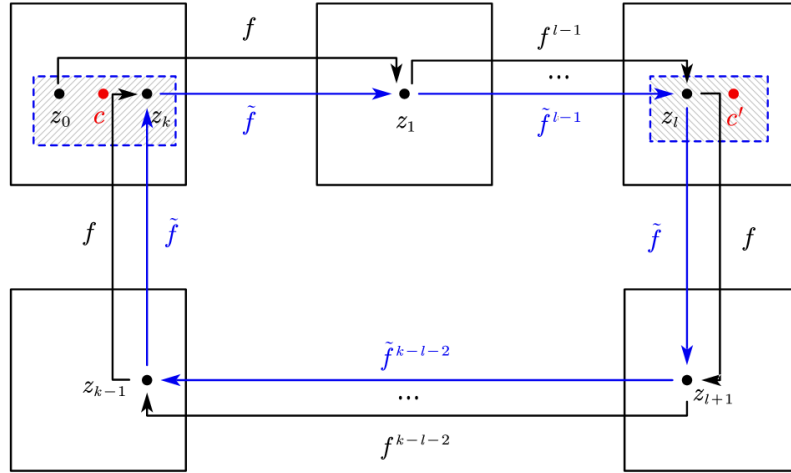
- $\tilde{f}$  has a critical point at  $z_k$  with local degree  $\deg \tilde{f}|_{z_k} = \deg f|_c$ ,
- $\tilde{f}(z_k) = z_1$ .

This is always possible. Indeed, choose a Jordan curve  $\gamma$  in  $P_{N-1}(z_1)$  that surrounds  $v = f(c)$ ,  $z_1$  and  $z_{k+1}$ . Since  $c$  is the unique critical point in  $P_N^0 = P_N(z_0)$ , there is a unique component  $\xi$  of  $f^{-1}(\gamma)$  contained in  $P_N(z_0)$  whose covering degree  $f : \xi \rightarrow \gamma$  equals the local degree of  $f$  at  $c$ . We may modify  $f$  only inside  $\xi$  so that  $z_k$  becomes the critical point of  $\tilde{f}$  and maps to  $z_1$ . The same idea extends to all the subsequent modifications (see Figure 9 for illustration).

Now if for some  $1 \leq l \leq k-1$ ,  $P_N^l$  contains a critical point, say  $c'$ , we further modify  $\tilde{f}$  only inside the interior of  $P_N^l$  to obtain a new topological polynomial (still denoted  $\tilde{f}$ ) such that

- $\tilde{f}$  has a critical point at  $z_l$  with  $\deg \tilde{f}|_{z_l} = \deg \tilde{f}|_{c'}$ , and
- $\tilde{f}(z_l) = z_{l+1}$ .

In this way we can ensure that all the critical points in the puzzles of  $\mathcal{O}_c$  lie in a single periodic orbit  $\{z_l, 1 \leq l \leq k\}$ .

Figure 9: Modifying  $f$  only in the interior of  $P_N(c)$ .Figure 10: Closing the orbit of the candidate point  $z_0$ .

By induction, suppose we have a finite set of puzzles of depth- $N$  and a finite set of points,

$$\mathcal{T} = \{P_N^1, \dots, P_N^n\} \text{ and } \mathcal{S} = \{z_1, \dots, z_n\}$$

such that

- $z_i \in P_N^i$  for all  $1 \leq i \leq n$ ;

- for  $1 \leq i \leq n$ ,  $\tilde{f}(z_i) \in \mathcal{S}$ ;
- if  $P_N^i$  contains a critical point  $c$  for some  $i$ , then  $z_i = c$ ;
- the forward orbit of each  $z_i$  contains at least one critical point;
- $f$  and  $\tilde{f}$  coincide outside the interiors of the critical puzzles in  $\mathcal{T}$ .

If all the critical points of  $\tilde{f}$  are periodic or eventually enter some critical periodic orbit, we have done. Otherwise, there is a critical point  $\tilde{c}$  in the Julia set of  $f$  that does not belong to the puzzles in  $\mathcal{T}$ . Let  $\mathcal{O}_{\tilde{c}}$  be the finite set of puzzles and  $\tilde{z}_0$  the candidate point guaranteed by Lemma 4.1.

In the case that  $\mathcal{O}_{\tilde{c}} \cap \mathcal{T} = \emptyset$ , apply the previous argument for  $\mathcal{O}_{\tilde{c}}$  to  $\mathcal{O}_{\tilde{c}}$  and obtain a single critical periodic orbit contained in the puzzles of  $\mathcal{O}_{\tilde{c}}$ . Then add  $\mathcal{O}_{\tilde{c}}$  to  $\mathcal{T}$  and add the corresponding critical orbit to  $\mathcal{S}$ .

In the case  $\mathcal{O}_{\tilde{c}} \cap \mathcal{T} \neq \emptyset$ , let  $\tilde{P}_N^l$  be the first puzzle in  $\mathcal{O}_{\tilde{c}}$  that belongs to  $\mathcal{T}$ , i.e.,

$$\tilde{P}_N^0, \dots, \tilde{P}_N^l = P_N^m \in \mathcal{T}.$$

We may modify  $\tilde{f}$  only inside the interior of  $\tilde{P}_N^0$  so that  $\tilde{c}$  remains a critical point of  $\tilde{f}$  with the same degree and  $\tilde{f}^l(\tilde{c}) = z_m$ . In fact, since  $\tilde{f}^l(\tilde{z}_0) \in P_N^m(z_m)$ , we can choose  $w \in P_{N+l-1}(\tilde{f}(\tilde{z}_0))$  so that  $\tilde{f}^{l-1}(w) = z_m$ . As before, take a Jordan curve  $\gamma$  in  $P_{N-1}(\tilde{f}(\tilde{z}_0))$  surrounding  $\tilde{f}(\tilde{z}_0)$ ,  $\tilde{v} = \tilde{f}(\tilde{c})$  and  $w$ . Let  $\xi$  be the component of  $\tilde{f}^{-1}(\gamma)$  in  $\tilde{P}_N^0 = P_N(\tilde{z}_0)$  that surrounds  $\tilde{z}_0$ ,  $\tilde{c}$  and  $\tilde{w}$  with  $\tilde{f}(\tilde{w}) = w$ . We can modify  $\tilde{f}$  only in the interior of  $\xi$  so that  $\tilde{c}$  remains a critical point of  $\tilde{f}$  with the same degree, and moreover,  $\tilde{f}(\tilde{c}) = w$ . Thus  $\tilde{c}$  is eventually mapped to  $z_m$  through

$$\tilde{c}, w = \tilde{f}(\tilde{c}), \dots, \tilde{f}^{l-1}(w) = \tilde{f}^l(\tilde{c}) = z_m.$$

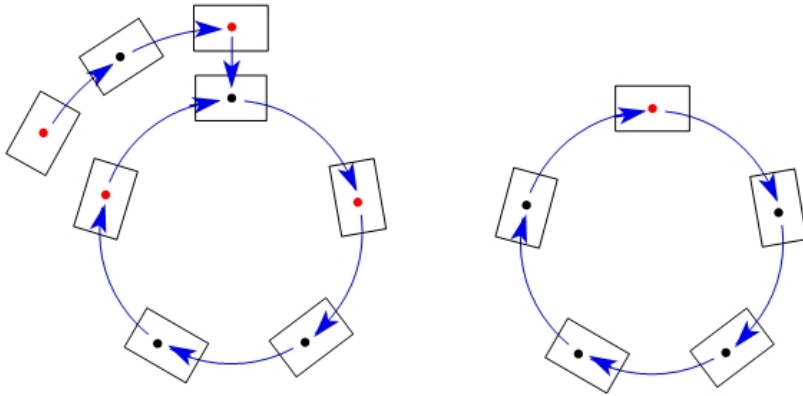


Figure 11: The critical orbits for  $\tilde{f}$ .



For  $1 \leq i \leq l-1$ , if some  $\tilde{P}_N^i$  contains a critical point  $c$ , we may modify  $\tilde{f}$  only inside the interior of  $\tilde{P}_N^i$  so that  $\tilde{f}^i(\tilde{c})$  becomes the critical point of  $\tilde{f}$  in  $\tilde{P}_N^i$  with the same degree as  $c$ , and is still mapped to  $\tilde{f}^{i+1}(\tilde{c})$ . After this, we add  $\tilde{P}_N^0, \dots, \tilde{P}_N^{l-1}$  to  $\mathcal{T}$  and  $\tilde{f}^i(\tilde{c}), 1 \leq i \leq l-1$ , to  $\mathcal{S}$ .

Since there are only finitely many critical points in  $\mathcal{J}_f$ , the argument terminates after finitely many steps.

**4.2. Handling the gluing curve.** Note that a problem arises when we modify  $f$  in a puzzle which intersects the gluing curve. Such a modification may change the dynamics on the gluing curve, where the two dynamics are supposed to coincide, and the two new maps can no longer be glued along the curve.

To overcome this, we push the gluing curve inward before making any modification. Concretely, suppose the unit disk is the marked immediate super-attracting basin and  $f$  is  $z \mapsto z^{d_0}$  there, and  $|z| = r$  is the inner equipotential curve used to construct the depth- $N$  puzzles. Take  $r < \tilde{r} < 1$ . We first push the gluing curve for  $f$  to the circle  $\{z : |z| = \tilde{r}\}$ . To do this, modify  $f$  in the annulus  $r < |z| < 1$  so that

- $f(te^{i\theta}) = te^{id_0\theta}$  for  $\tilde{r} \leq t \leq 1$ ,
- $f(te^{i\theta}) = \eta(t)e^{id_0\theta}$  for  $r \leq t \leq \tilde{r}$ , where  $\eta$  is a linear with  $\eta(r) = r^{d_0}$  and  $\eta(\tilde{r}) = \tilde{r}$ .

Now, when we modify  $f$  in a puzzle that intersects the gluing curve, we can perform the modification only outside  $\{z : |z| = \tilde{r}\}$ . In fact, since the points  $z_{k+1}$ ,  $z_1$  and  $v$  in the right hand of Figure 9 lie in the Julia set, the Jordan curve  $\gamma$  there can be taken outside  $\{z : |z| = \tilde{r}\}$ , and thus the curve  $\xi$  also lies outside. In particular, the circle  $\{z : |z| = \tilde{r}\}$  is  $\tilde{f}$ -invariant and will serve as the gluing curve for  $\tilde{f}$ .

*Note.* It is interesting to consider the case when there are critical points lying on the gluing curve. In this case, the polynomial is perturbed so that the critical points either lie on or enter into to a long periodic critical orbit near the gluing curve. We shall see, in the limit, that since the puzzle containing the critical point intersects the gluing curve and since the size of the puzzle tends to zero, the critical point will be pushed back to the correct position on the gluing curve.

**4.3. Post-critically finite approximation.** Now apply the above process to  $g$  and obtain  $\tilde{g}$ . Since both  $\tilde{f}$  and  $\tilde{g}$  are hyperbolic topological polynomials, i.e. their critical points are all periodic or eventually mapped into periodic cycles containing critical points, they do not have Levy cycles and are therefore Thurston equivalent to polynomials. Let  $\tilde{F}$  be the topological gluing of  $\tilde{f}$  and  $\tilde{g}$ . By Theorem 2.1,  $\tilde{F}$  is realized by some rational map  $\tilde{G}$  in  $\mathcal{R}_{d_1+d_2-d_0}$ . By scaling conjugation if necessary, we may assume that the coefficient  $\gamma = 1$  for  $\tilde{G}$ , see (1.1). By construction,  $\tilde{F}$  and  $F$ , and

hence  $\tilde{G}$  and  $F$ , share the same puzzle structure up to depth  $N$ , which can be described as follows.

First note that each super-attracting cycle of  $\tilde{F}$  is a holomorphic attracting cycle, i.e.,  $\tilde{F}$  is holomorphic in an open neighborhood of each such cycle [44]. Hence we can take homeomorphisms  $\Phi_0, \Phi_1 : S^2 \rightarrow \hat{\mathbb{C}}$  which are isotopic to each other, so that

$$\Phi_0 \circ \tilde{F} = \tilde{G} \circ \Phi_1,$$

and moreover,  $\Phi_0$  and  $\Phi_1$  are holomorphic and identified with each other in an open neighborhood of each super-attracting cycle [44]. For each pair of periodic rays in the initial graph  $I$ , which connect two super-attracting periodic points of  $\tilde{F}$  (either connect infinity and the origin, or connect infinity and some super-attracting periodic point, or connect the origin and some super-attracting periodic point), we may assume that  $\Phi_0$  maps the two rays to two periodic rays of  $\tilde{G}$  which start from the two corresponding super-attracting periodic points of  $\tilde{G}$ , and which land on the same repelling periodic point of  $\tilde{G}$ . To see this, let  $R$  denote the union of the two rays and  $p$  be their period. First let  $\Phi_0(R)$  be a smooth arc. By lifting  $\Phi_0$  through the following diagram,

$$\begin{array}{ccc} S^2 & \xrightarrow{\Phi_{i+1}} & \hat{\mathbb{C}} \\ \tilde{F} \downarrow & & \downarrow \tilde{G} \\ S^2 & \xrightarrow{\Phi_i} & \hat{\mathbb{C}} \end{array}$$

we obtain a sequence of arcs,  $\{\Phi_{ip}(R)\}_{i \geq 0}$ , all of which connect two super-attracting periodic points of  $\tilde{G}$ , and are homotopy to each other in  $\hat{\mathbb{C}} - P_{\tilde{G}}$  with the two end points being fixed. Since all  $\Phi_i$  are holomorphic and identified with each other in an open neighborhood of the super-attracting cycles, each of the two end parts of  $\Phi_{ip}(R)$  is a part of periodic ray in the immediate basin at this end point. As we lift the diagram, the two ray segments are extended longer and longer. On the other hand, since the inverse branch of  $\tilde{G}$  decrease the orbifold metric and since  $\Phi_0(R)$  is smooth, as we lift the diagram, any middle part of  $\Phi_0(R)$  shrinks to a point. In other words,  $\Phi_{ip}(R)$  converges to the union of two periodic rays which start respectively from the two end points and land on the same repelling periodic point. Let  $\tilde{R}$  be the union of the two rays. Then  $\tilde{R}$  is in the same homotopy class of  $\Phi_0(R)$ . For this reason, we may assume in the beginning that  $\Phi_0(R) = \tilde{R}$ . We may further assume that  $\Phi_0$  maps the equi-potentials in  $I$  to the corresponding equi-potentials for  $\tilde{G}$ . In this way  $\Phi_0$  maps the initial graph  $I$  for  $\tilde{F}$  to an initial graph for  $\tilde{G}$ . Now by lifting the above diagram, the maps  $\{\Phi_i\}$  maps the puzzle system for  $\tilde{F}$  to the puzzle system for  $\tilde{G}$ , with the puzzle dynamics being preserved.

It follows that  $F$  and  $\tilde{G}$  have the same puzzle structure up to depth  $N$  since this holds for  $F$  and  $\tilde{F}$ . Since all  $\Phi_i$  are identified with each other in an open neighborhood of super-attracting cycles, the Boettcher coordinate for each super-attracting cycle for  $\tilde{F}$  induces the Boettcher coordinate for the corresponding super-attracting cycle for  $\tilde{G}$ . We summarise these as follows.

**Proposition 4.2.** *For each  $n \geq 1$ , there is a rational map  $G_n \in \mathcal{R}_{d_1+d_2-d_0}$  with  $\gamma = 1$  such that  $F$  and  $G_n$  has the same puzzle structure up to depth  $n$  in the following sense.*

- *There exist an open neighborhood of each super-attracting cycle of  $F$  which contains all the equi-potentials in  $I$ , and a homeomorphism  $\Phi_0$  of the sphere which is holomorphic and conjugates  $F$  to  $G_n$  on these neighborhoods,*
- *$\Phi_0$  maps each ray in  $I$  onto the corresponding ray of  $G_n$  with the same external or internal angle, and moreover,  $\Phi_0$  conjugates  $F$  to  $G_n$  on these rays,*
- *$\Phi_0$  can be lift through  $\Phi_i \circ F = G_n \circ \Phi_{i+1}$  until  $\Phi_n$  so that  $\Phi_i = \Phi_{i+1}$  on  $F^{-i}(I)$  for all  $0 \leq i \leq n-1$ .*

## 5. COMPACTNESS ARGUMENT

Let  $\{G_n\}$  be the sequence in Proposition 4.2. We may write

$$(5.1) \quad G_n(z) = z^m \frac{(z - \alpha_n^1) \cdots (z - \alpha_n^k)}{(z - \beta_n^1) \cdots (z - \beta_n^l)}$$

with  $m = d_2$ ,  $l = d_2 - d_0$  and  $k = d_1 - d_0$ . We need to prove the following lemma.

**Lemma 5.1.** *There exist  $0 < r < R < \infty$  and  $\delta > 0$  such that*

- (1)  $r < |\alpha_n^i|, |\beta_n^j| < R$ , and
- (2)  $|\alpha_n^i - \beta_n^j| > \delta$ ,

*hold for all  $n \geq 1$ ,  $1 \leq i \leq k$  and  $1 \leq j \leq l$ .*

*Proof.* We first show that  $|\alpha_n^i|$  and  $|\beta_n^j|$  have a finite upper bound. Suppose not. Let

$$M_n = \max_{1 \leq i \leq k, 1 \leq j \leq l} \{|\alpha_n^i|, |\beta_n^j|\}.$$

Then  $\limsup M_n = \infty$ . We may assume  $M_n \gg 1$ . It is clear that one of the following annuli contains no  $\alpha_n^i$  or  $\beta_n^j$ ,

$$A_s = \{2^{-(s+1)}M_n < |z| < 2^{-s}M_n\}, \quad 0 \leq s \leq k+l.$$

Let  $\gamma$  be the core curve of the annulus. For all  $z \in \gamma$ , we have

$$|z| \asymp M_n, |z - \alpha_n^i| \asymp M_n, \text{ and } |z - \beta_n^j| \asymp M_n.$$

Hence  $|G_n(z)| \asymp M_n^{d_1} \gg M_n$ , so  $\gamma$  lies in the basin of infinity. Let  $\mathcal{J}_{G_n}$  be the Julia set of  $G_n$ . Since  $G_n$  is post-critically finite,  $\mathcal{J}_{G_n}$  is connected.

We now distinguish two cases.

**Case 1.**  $\mathcal{J}_{G_n}$  and infinity lie in the same component of  $\widehat{\mathbb{C}} - \gamma$ . This implies that the origin can not see any point in  $\mathcal{J}_{G_n}$  via rays in the immediate basin at the origin. This is impossible.

**Case 2.**  $\mathcal{J}_{G_n}$  and the origin lie in the same component of  $\widehat{\mathbb{C}} - \gamma$ . Since all  $\alpha_n^i$  and  $\beta_n^j$  are contained in the bounded components of  $\widehat{\mathbb{C}} \setminus \mathcal{J}_{G_n}$ , it follows that all  $\alpha_n^i$  and  $\beta_n^j$  lie in the component of  $\widehat{\mathbb{C}} - \gamma$  which contains the origin. On the other hand, the point  $\alpha_n^i$  or  $\beta_n^j$  with modulus being  $M_n$ , must belong to the component of  $\widehat{\mathbb{C}} - \gamma$  which contains infinity. This is again a contradiction since  $\gamma$  separates infinity and the origin.

Thus  $|\alpha_n^i|$  and  $|\beta_n^j|$  are bounded above. Next we show a positive lower bound. Suppose not. Let

$$m_n = \min_{1 \leq i \leq k, 1 \leq j \leq l} \{|\alpha_n^i|, |\beta_n^j|\}.$$

Then  $\liminf m_n = 0$ . We may assume that  $m_n \ll 1$ . Consider the annuli

$$\{z \mid 2^i m_n < |z| < 2^{i+1} m_n\}, 1 \leq i \leq l+1.$$

At least one of these annuli contains no  $\beta_n^j, 1 \leq j \leq l$ . Let  $\gamma$  be the core curve of the annulus. Then for  $z \in \gamma$ ,

$$|z| \asymp m_n, |z - \beta_n^j| \geq m_n, |z - \alpha_n^i| = O(1).$$

The third inequality follows from the fact that all the  $|\alpha_n^i|$  have a finite upper bound. Since  $m - l = d_0$ , it follows that for all  $z \in \gamma$ ,

$$|G_n(z)| \preceq m_n^{d_0}.$$

Hence the forward iteration of  $G_n$  at  $z$  converges to the origin. So  $\gamma$  lies in the attracting basin of the origin. But  $\gamma$  also separates infinity from the point with modulus  $m_n$  (one of  $\alpha_n^i$  or  $\beta_n^j$ ), and thus separates infinity from  $\mathcal{J}(G_n)$  (This is because  $\mathcal{J}(G_n)$  is connected, all  $\alpha_n^i$  and  $\beta_n^j$  lie in components of  $\widehat{\mathbb{C}} - \mathcal{J}(G_n)$  not containing infinity and the origin, and  $\gamma$  does not intersect  $\mathcal{J}(G_n)$ ). This implies that  $\gamma$  lies in the component of  $\widehat{\mathbb{C}} - \mathcal{J}(G_n)$  which contains infinity, and thus lies in the immediate basin of infinity. This contradicts with the fact that it lies in the attracting basin of the origin. Therefore there is a positive lower bound for  $|\alpha_n^i|$  and  $|\beta_n^j|$ .

The proof of the second assertion proceeds by contradiction as well. Otherwise, after passing to a subsequence if necessary, there exist at least one pair of a zero and a pole with the same limit. For simplicity, suppose there is exactly one such pair, say  $\alpha_n^i \rightarrow z_0$  and  $\beta_n^j \rightarrow z_0$ . The general case is similar. Then there is a rational map  $G$  of lower degree such that  $G_n \rightarrow G$  uniformly outside any neighborhood of  $z_0$ . Let  $w_0 = G(z_0)$ . Then for a

small Jordan neighborhood  $U$  of  $w_0$ , there is a small Jordan neighborhood of  $z_0$ , say  $V_n$ , such that  $G_n(\partial V_n) = \partial U$ , and  $G_n(V_n) = \widehat{\mathbb{C}}$ .

Since  $G_n$  is post-critically finite, there is a gluing curve  $\Gamma_n$  which is invariant for  $G_n$  [46]. Because  $V_n$  must contain the zero  $\alpha_n^i$  and the pole  $\beta_n^j$ , we have  $\Gamma_n \cap \partial V_n \neq \emptyset$  and hence  $\Gamma_n \cap \partial U \neq \emptyset$ . By the first assertion,  $|G_n(z)| \asymp |z^{d_1}|$  for  $z$  near infinity and  $|G_n(z)| \asymp |z^{d_2}|$  for  $z$  near the origin. It follows that  $\mathcal{J}_{G_n}$  and thus  $\Gamma_n$  are bounded away from zero and infinity. So when  $U$  is small, with respect to the harmonic measure at the origin, except a small subset of  $\Gamma_n$ , most points in  $\Gamma_n$  can be seen by the origin through geodesic rays inside  $\Gamma_n$  that do not touch  $\overline{U}$ . The same is true from the viewpoint of infinity. Consequently, we can select a point  $x \in \Gamma_n$  that is not a critical value, so that the geodesic rays from both infinity and the origin arriving at  $x$  do not touch  $\overline{U}$ .

Since  $G_n(V_n) = \widehat{\mathbb{C}}$ , there exists a point  $y \in V_n$  with  $G_n(y) = x$ . We now have three possibilities.

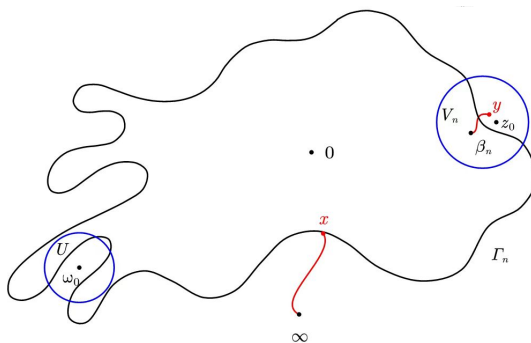


Figure 12: Case 1.

**Case 1.** The point  $y$  lies outside  $\Gamma_n$ . Let  $R$  be the geodesic ray from infinity to the point  $x$ . The inverse image of  $R$  that contains  $y$  is a curve segment  $S \subset V_n$  with  $y$  as one end point. The other end point of  $S$  must be a pole inside  $\Gamma_n$ . This implies that an interior point of  $S$  lies in  $\Gamma_n$ . Since  $\Gamma_n$  is invariant, it follows that an interior point of  $R$  lies in  $\Gamma_n$ , which is a contradiction. See Figure 12 for an illustration.

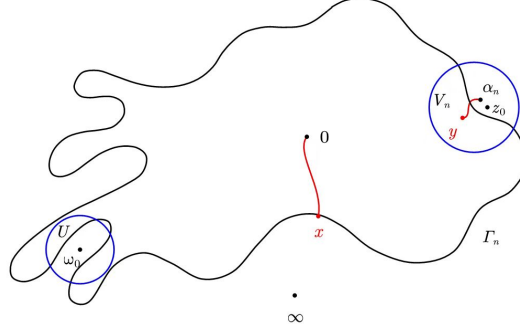


Figure 13: Case 2.

**Case 2.** The point  $y$  lie inside  $\Gamma_n$ . Considering the geodesic ray  $R$  from the origin to the point  $x$ . A contradiction can be obtained by a similar argument. See Figure 13 for an illustration.

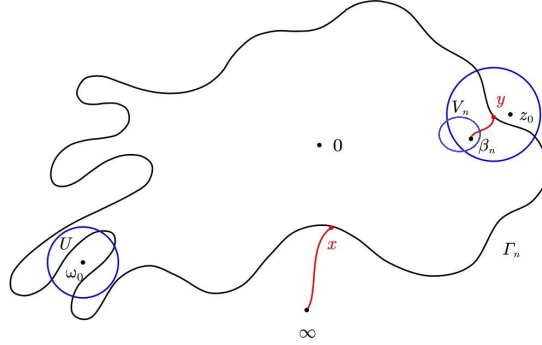


Figure 14: Case 3.

**Case 3.** The point  $y$  lies on  $\Gamma_n$ . Take the geodesic ray  $R$  from infinity to  $x$ . The inverse image of  $R$  that contains  $y$  is a curve segment  $S \subset V_n$  with end points  $y$  and a pole. Since  $x$  is not a critical value,  $y$  is not a critical point. So  $S$  must pass through some pre-image circle of  $\Gamma_n$ . This again implies that an interior point of  $R$  lies on  $\Gamma_n$ , which is a contradiction. See Figure 14 for an illustration.

This proves a positive lower bound for the distance between  $\alpha_n^i$  and  $\beta_n^j$  and completes the proof.  $\square$

By Lemma 5.1 and by taking a subsequence if necessary, we may assume that  $G_n$  converges uniformly to some rational map  $G \in \mathcal{R}_{d_1+d_2-d_0}$  with respect to the spherical metric.

Recall that the initial graph  $I$  taken in (3.1) consists of periodic rays and equipotential curves for  $F$ . Since the rays are periodic, the angles for the rays must be rational. By Proposition 4.2, for each ray in  $I$ , the corresponding ray for  $G_n$  lands at a repelling periodic point with the same external or internal angle. But a priori, the ray with the same angle for the limit map  $G$  may land at a parabolic periodic point. To overcome this problem, noting that each parabolic cycle count at least one critical point, we may take the set of periodic rays in  $I$  to be large enough so that a sub-graph of  $I$  can be used to construct puzzles, and moreover, for this sub-graph, all the corresponding rays for  $G$  land at repelling periodic points. In particular, for any two rays for  $F$  landing at the same point, the two corresponding rays for  $G$  must land at the same point. Because otherwise, since  $G_n$  is a perturbation of  $G$  for all  $n$  sufficiently large, the two rays for  $G_n$  would also land at two different points. This is impossible by Proposition 4.2. Since  $G_n$  converges uniformly to  $G$ , by Proposition 4.2, we have

**Lemma 5.2.**  *$F$  and  $G$  have the same puzzle structure in the following sense.*

- *There exist an open neighborhood of each super-attracting cycle of  $F$  which contains all the equi-potentials in  $I$ , and a homeomorphism  $\Phi_0$  of the sphere which is holomorphic and conjugates  $F$  to  $G$  on these neighborhoods,*
- *$\Phi_0$  maps each ray in  $I$  onto the corresponding ray of  $G$  with the same external or internal angle, and moreover,  $\Phi_0$  conjugates  $F$  to  $G$  on these rays,*
- *$\Phi_0$  can be lift through  $\Phi_i \circ F = G \circ \Phi_{i+1}$  so that  $\Phi_i = \Phi_{i+1}$  on  $F^{-i}(I)$  for all  $i \geq 0$ .*

## 6. NON-RENORMALIZABLE HOLOMORPHIC DYNAMICS

**6.1. Uniform control of the puzzle size.** Let  $\mathcal{P}$  be the puzzle system of  $G$ . Since  $F$  is non-normalizable, it follows that  $G$  is non-renormalizable.

**Theorem 6.1.** *For any  $\epsilon > 0$ , there is an  $M \geq 1$  such that for all  $n \geq M$  and every  $P \in \mathcal{P}$  of depth  $n$ , we have*

$$\text{diam}(P) < \epsilon.$$

Theorem 6.1 is a consequence of ideas in non-renormalizable holomorphic dynamics, which have been well developed since the fundamental work in [17][18][19]. The reader may refer to [20][29][34][35][43] for subsequent work on this aspect. Since Theorem 6.1 is the key in the next step of our proof, we would like to outline the proof as follows. Before that, let us introduce some notions first.

We say a critical point  $c$  of  $G$  is *recurrent* if for any  $n \geq 1$ , there is a  $k \geq 1$  such that  $G^k(c) \in P_n(c)$ . Otherwise, we say it is *non-recurrent*. We say  $c$  is *reluctantly recurrent* if there exist  $k_n \rightarrow \infty$ , an integer  $D > 0$  and a depth-0 puzzle  $P$  such that

$$G^{k_n} : P_{k_n}(c) \rightarrow P$$

has degree less than  $D$ . Otherwise, we say it is *persistently recurrent*. We say  $c$  is *periodically persistently recurrent* if it is renormalizable.

For  $x \neq y$ , we say  $y \in \omega(x)$  if for any  $n \geq 1$ , there is some  $m \geq 1$  such that  $G^m(x) \in P_n(y)$ . We say  $x$  is equivalent to  $y$ , denoted as  $x \sim y$ , if  $x \in \omega(y)$  and  $y \in \omega(x)$ .

*Proof.* The proof is by contradiction. Suppose it were not true. Then we have a sequence of nested puzzles  $P_n$  such that

$$(6.1) \quad \text{diam}(P_n) > \epsilon.$$

Since  $\overline{P_n}$  is a sequence of nested compact set,  $\bigcap \overline{P_n} \neq \emptyset$ . Take  $z \in \bigcap \overline{P_n}$ . We claim  $z \in \bigcap P_n$ . Since otherwise, there exists an integer  $k$  such that  $\zeta = G^k(z)$  is the landing point of a periodic ray in the initial graph  $I$ . Then  $P_{n-k}$  is a sequence of nested puzzles with  $\zeta$  being a common boundary point. Since  $G$  is non-renormalizable and  $\zeta$  is a repelling periodic point, it follows that  $\text{diam}(P_{n-k}) \rightarrow 0$  and thus  $\text{diam}(P_n) \rightarrow 0$ . This is a contradiction. The claim has been proved. So  $P_n = P_n(z)$  and by (6.1) we have

$$\text{diam}(P_n(z)) > \epsilon.$$

For a non-periodically persistently recurrent critical point  $c$ , if there exists, according to [18][19], there is a sequence of pairs of puzzles containing  $c$ , say  $(K_n, K'_n)$  and  $\mu > 0$ , such that

- $\text{mod}(K'_n \setminus K_n) > \mu$ ,
- $K'_n \setminus K_n$  does not intersect the forward orbits of the critical points in the equivalent class of  $c$ .

For a reluctantly recurrent critical point  $c$ , if there exists, there exist a  $D > 0$ , a sequence  $k_n \rightarrow \infty$  and a depth-0 puzzle  $P$  such that the degree of

$$G^{k_n} : P_{k_n}(c) \rightarrow P$$

is bounded by  $D$ . By the assumption that the rays in  $I$  does not land on the forward orbit of  $c$ , we can always find a puzzle  $Q$  containing  $G^{k_n}(c)$  and compactly contained in  $P$ . We can then pull back the annulus  $P \setminus \overline{Q}$  by  $G^{m_k}$  to get a sequence of disjoint annuli around  $c$ .

The argument is now divided into two cases.

**Case I.** There exists some  $c$  such that  $c \in \omega(z)$ .

If  $c$  is non-periodically persistently recurrent, we have a sequence  $k_n \rightarrow \infty$  so that  $G^{k_n}(z)$  first enters  $K_n$ . If there are infinitely many  $K'_n \setminus K_n$  which intersect a critical orbit of some  $c'$  which is not equivalent to  $c$ , by the



3th assertion of Lemma 5.9 in [34],  $z$  has the “bounded degree property”. We can thus use the same argument as in the case of reluctantly recurrent critical point to get a sequence of disjoint annuli around  $z$ . Otherwise, there are infinitely many  $K'_n \setminus K_n$  which do not intersect any critical orbit. Then the pull back of the annuli  $K'_n \setminus K_n$  by  $G^{-k_n}$  produces a sequence of annuli  $Q'_n \setminus Q_n$  around  $z$  with  $\text{mod}(Q'_n \setminus Q_n) \geq \mu/C$  for some uniform  $C > 1$ . A contradiction can be derived from the Grötzsch inequality.

If  $c$  is reluctantly recurrent, as we said before we have a sequence of nested puzzle neighborhoods  $P_{k_n}(c)$  and a puzzle  $P$  such that the degree of  $G^{k_n} : P_{k_n}(c) \rightarrow P$  is bounded by some uniform  $D > 0$ . Let  $l_n \geq 0$  be the least integer such that

$$G^{l_n}(z) \in P_{k_n}(c).$$

Then the degree of

$$G^{k_n+l_n} : P_{l_n+k_n}(z) \rightarrow P$$

is uniformly bounded. By the assumption that the rays in  $I$  does not land on the forward orbit of  $z$ , we can always find a puzzle  $Q$  containing  $G^{k_n+l_n}(z)$  and compactly contained in  $P$ . We can then get a sequence of disjoint annuli around  $z$  by pulling back the annulus  $P \setminus \overline{Q}$ . A contradiction is again derived from the Grötzsch inequality.

**Case II.**  $\omega(z)$  contains none critical points. Then there is an  $n_0$  such that for any  $n > n_0$ , the map

$$G^{n-n_0} : P_n(z) \rightarrow P_{n_0}(G^{n-n_0}(z))$$

is a holomorphic isomorphism. The same argument as above can be used to get a contradiction.

□

**6.2. Rigidity for  $G$ .** The quasiconformal rigidity for non-renormalizable holomorphic rational maps has been known since the work of [18][19]. For completeness, let us sketch the outline of the proof as follows.

Suppose there are two rational maps  $G$  and  $G'$  both of which realize  $F$ . For  $k \geq 0$ , let  $\mathcal{P}_k$  and  $\mathcal{P}'_k$  denote the union of the collection of puzzles of level  $k$  for  $G$  and  $G'$  respectively. Then we may define  $h$  which maps the outside of  $\mathcal{P}_0$  conformally onto the outside of  $\mathcal{P}'_0$  so that

$$h \circ G = G' \circ h.$$

Since  $G$  is combinatorially equivalent to  $G'$ , by lifting the above equation we can conformally extend  $h$  to a holomorphic isomorphism between the Fatou set of  $G$  and  $G'$ . Since points in the Julia sets of  $G$  and  $G'$  can be represented as nested puzzle sequence by Theorem 6.1, and since  $h$  gives a one-to-one correspondence between puzzles of  $G$  and  $G'$ , we can extend

$h$  to a homeomorphism of the sphere to itself. Next we need to show that such  $h$  must be quasi-conformal.

**Lemma 6.2** (QC-CRITERION, [19]). *Let  $H \geq 1$ ,  $M > 1$  and  $m > 0$  be constants, and  $h : U \rightarrow \tilde{U}$  be an orientation-preserving homeomorphism between two Jordan domains. Let  $X_0$  be a subset of  $U$  with  $\text{mes}(X_0) = \text{mes}(h(X_0)) = 0$  and  $X_1$  be a subset of  $U \setminus X_0$ . Let*

$$\underline{H}(h, x) = \liminf_{r \rightarrow 0} \frac{\sup_{|y-x|=r} |h(y) - h(x)|}{\inf_{|y-x|=r} |h(y) - h(x)|} \in [1, \infty].$$

*Assume that the following hold*

- (1) *for any  $x \in U \setminus (X_0 \cup X_1)$ ,  $\underline{H}(h, x) < H$ ;*
- (2) *for any  $x \in X_0$ ,  $\underline{H}(h, x) < \infty$ ;*
- (3) *there exists a family  $\mathcal{V}$  of pairwise disjoint topological disks which form a covering of  $X_1$ , such that for each  $P \in \mathcal{V}$ , we have*
  - (a) *both  $P$  and  $h(P)$  have  $M$ -Shape;*
  - (b)  *$\text{mod}(U \setminus \overline{P}) > m$  and  $\text{mod}(\tilde{U} \setminus \overline{h(P)}) > m$ .*

*Then there exists a  $K$ -quasiconformal mapping  $\tilde{h} : U \rightarrow \tilde{U}$  such that*

$$h|_{\partial U} = \tilde{h}|_{\partial U},$$

*where  $K > 1$  is a constant depending only on  $H$ ,  $M$  and  $m$ .*

The reader may refer to [19][35][36][43] for the details of the remaining argument. Let us just sketch the basic idea as follows. For  $k \geq 0$ ,  $h$  maps each puzzle of  $G$  with depth  $k$  to the corresponding puzzle of  $G'$ . Note that our puzzles are not Jordan domains. But this does not matter since  $h$  can be lifted to a homeomorphism between two closed unit disks through Riemann holomorphic isomorphisms. Apply the lemma to each such puzzle. The union of  $X_0$  and  $X_1$  is the Julia set of  $G$  contained in the puzzle. Since  $h$  is conformal in the Fatou set, the condition (1) is satisfied. The set  $X_0$  consists of good points in the Julia set, which satisfy the bounded degree condition and therefore, the distortion is bounded in a sequence of puzzle neighborhoods shrinking to the points. It follows that  $X_0$  is a null set. Thus the condition (2) is satisfied. The set  $X_1$  consists of the remaining points in the Julia set. The required annulus condition (b) of (3) is guaranteed by enhanced nested puzzle sequence [19], which implies the bounded distortion of the pull back of the puzzles in the enhanced nest. This, together with the power law implies the bounded shape condition (a) of (3). We can thus extend  $h$  to all puzzles of depth  $k$  and get a  $K$ -quasiconformal homeomorphism  $h_k$  of the sphere. Let  $k \rightarrow \infty$ , we get a  $K$ -quasiconformal conjugation of  $G$  and  $G'$ .

Let us show  $h$  is actually conformal. Suppose it were not. Then there would be an invariant line field supported on a subset of  $X_1$  with positive Lebesgue measure. This implies that some persistently recurrent critical

point of  $G$  must be a Lebesgue point of the line field. We then get a contradiction by the recurrence of the critical point since the pull back to the critical point produces diverse directions of the lines [36].

## 7. THE PROOF OF THE MAIN THEOREM

**7.1. The realization of the geometric gluing.** By the rigidity assertion in §6.2, the sequence in Proposition 4.2 has a unique limit  $G$ . In this section we will show that  $G$  realizes the simultaneous uniformization of  $f$  and  $g$  and is thus the geometric gluing of  $f$  and  $g$ . By definition, it suffices to show that there are two holomorphic conjugations

$$\phi : B_\infty(f) \rightarrow B_\infty(G), \quad \psi : B_\infty(g) \rightarrow B_0(G)$$

which can be respectively extended to conjugations between the boundaries, and that the two polynomial Julia sets are glued together along a Jordan curve. We do this only for  $\phi$ , and the same argument applies to  $\psi$  as well.

$$\begin{array}{ccc} B_\infty(f) & \xrightarrow{\phi} & B_\infty(G) \\ f \downarrow & & \downarrow G \\ B_\infty(f) & \xrightarrow{\phi} & B_\infty(G) \end{array}$$

Let  $\Phi_0$  be the homeomorphism guaranteed by Lemma 5.2. Recall that  $\Phi_0$  is holomorphic and conjugates  $F$  to  $G$  in an open neighborhood of super-attracting cycles of  $F$ . According to Lemma 5.2 we can lift  $\Phi_0$  through the following diagram for all  $i \geq 0$ ,

$$\begin{array}{ccc} S^2 & \xrightarrow{\Phi_{i+1}} & \widehat{\mathbb{C}} \\ F \downarrow & & \downarrow G \\ S^2 & \xrightarrow{\Phi_i} & \widehat{\mathbb{C}} \end{array}$$

Since  $F = f$  on  $B_\infty(f)$ , this yields a holomorphic isomorphism from  $B_\infty(f)$  to  $B_\infty(G)$  which conjugates  $f$  and  $G$ . Let us denote it as  $\phi$ .

Recall that the initial graph of  $F$  induces an initial graph of  $f$  (see §3, immediately after Lemma 3.1), and thus induces a puzzle system for  $f$ . We need to note that, for any  $n \geq 1$ , the depth- $n$  puzzle neighborhoods of points in  $\mathcal{J}_f$  for  $f$  and  $F$  are different, but the part of the boundary of each of the two puzzles, which can be seen from infinity, is the same.

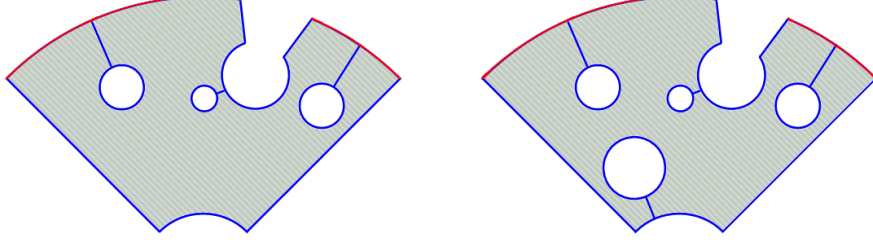


Figure 15: The left hand is the puzzle for  $f$  and the right hand is the puzzle for  $F$ . The red curve segment of the boundary is the part which can be seen from infinity through the rays

Since  $F$  and  $G$  have the same puzzle structure, the map  $\phi$  provides a correspondence between puzzles  $P$  for  $f$  to puzzles  $Q$  for  $G$  —  $P$  can be seen by a ray  $R$  in  $B_\infty(f)$  if and only if  $Q$  can be seen by the ray  $\phi(R)$  in  $B_\infty(G)$ . Let us denote this correspondence by  $Q = \phi(P)$ .

Since  $f$  is non-renormalizable, the nested puzzles for any point  $z \in \mathcal{J}_f$  shrinks to  $z$ . So we may regard a point in the Julia set as a nested sequence of puzzles. This makes sense even when the point is a common boundary point of a nested sequence of puzzles. By Theorem 6.1, the nested sequence of the corresponding puzzles for  $G$  shrink to a point  $w \in \partial B_\infty(G)$ . By setting  $\phi(z) = w$  we extend  $\phi$  to a homeomorphism  $\phi : \mathcal{J}_f \rightarrow \partial B_\infty(G)$  which conjugates the dynamics of  $f$  and  $G$ . The same idea can be used to construct  $\psi$ .

Since  $\phi : \mathcal{J}_f \rightarrow \partial B_\infty(G)$  is a homeomorphism and since  $\Gamma_f$  is a Jordan curve, it follows that  $\phi(\Gamma_f) \subset \partial B_\infty(G)$  is a Jordan curve. By construction, every puzzle neighborhood of points in  $\phi(\Gamma_f)$  intersects  $B_0(G)$ . So the points in  $\phi(\Gamma_f)$  can be seen from the origin through the rays in  $B_0(G)$ , that is,  $\phi(\Gamma_f) \subset \partial B_0(G)$ . All these implies

$$\phi(\Gamma_f) \subset \partial B_\infty(G) \cap \partial B_0(G).$$

To see the above relation must be an equation, we first note that a point belongs to  $\partial B_\infty(G) \cap \partial B_0(G)$  if and only if it belongs to a nested sequence of puzzles all of which can be seen from both infinity and the origin. By construction, a puzzle for  $F$  can be seen from both infinity and the origin if and only if the puzzle intersects the gluing curve for  $F$ . Since a puzzle for  $F$  intersects the gluing curve if and only if the corresponding puzzle for  $f$  intersects  $\Gamma_f$ , and Since  $G$  and  $F$  have the same puzzle structure, a puzzle  $Q$  for  $G$  can be seen from both infinity and the origin if and only if

$Q = \phi(P)$  where  $P$  is a puzzle for  $f$  intersecting  $\Gamma_f$ . So we must have

$$\phi(\Gamma_f) = \partial B_\infty(G) \cap \partial B_0(G).$$

In the same way we obtain

$$\psi(\Gamma_g) = \partial B_\infty(G) \cap \partial B_0(G).$$

Thus  $\phi(\Gamma_f) = \psi(\Gamma_g) = \partial B_\infty(G) \cap \partial B_0(G)$  is a Jordan curve along which the two polynomial Julia sets are glued into  $\mathcal{J}_G$ . This implies that  $G$  is the geometric gluing of  $f$  and  $g$ .

**7.2. The continuity of  $\mathcal{G}$ .** To prove the continuity, assume  $(f, g), (f_n, g_n) \in \mathcal{N}_{d_1, d_0} \times \mathcal{N}_{d_2, d_0}$  with

$$(f_n, g_n) \rightarrow (f, g).$$

It suffices to prove that  $\mathcal{G}(f_n, g_n) \rightarrow \mathcal{G}(f, g)$ . We may write  $\mathcal{G}(f_n, g_n)$  in the form of (5.1). Noting that the proof of Lemma 5.1 only utilizes the fact that the Julia set of  $G_n$  is connected, which is obviously true for  $\mathcal{G}(f_n, g_n)$ . So the same argument can be used to prove that  $\mathcal{G}(f_n, g_n)$  lies in a compact family. But on the other hand, any limit of the sequence  $\mathcal{G}(f_n, g_n)$  must have the same puzzle structure as that of  $\mathcal{G}(f, g)$ , and thus must be equal to  $\mathcal{G}(f, g)$  by the rigidity assertion in §6. This implies that  $\mathcal{G}(f_n, g_n) \rightarrow \mathcal{G}(f, g)$  as  $n \rightarrow \infty$ . The continuity of  $\mathcal{G}$  follows.

## REFERENCES

- [1] L. Bers, *Simultaneous uniformization*, Bull. Amer. Math. Soc., **66** (1960), 94–97.
- [2] B. Branner, *Puzzles and para-puzzles of quadratic and cubic polynomials*, Proc. Sympos. Appl. Math., **49** (1994), 31–69.
- [3] X. Buff, A. L. Epstein, S. Koch, D. Meyer, K. Pilgrim, M. Rees and T. Lei, *Questions about polynomial matings*, Ann. Fac. Sci. Toulouse Math., (6) **21** (2012), no. 5, 1149–1176.
- [4] B. Branner and J. H. Hubbard, *The iteration of cubic polynomials, part II: patterns and parapatterns*, Acta Math., **169** (1992), 229–325.
- [5] T. Clark, K. Drach, O. Kozlovski and et al, *The dynamics of complex box mappings*, Arnold Math. J., **8** (2022), no. 2, 319–410.
- [6] A. Douady and J. Hubbard, *On the dynamics of polynomial-like mappings*, Ann. Sci. École Norm. Sup., (4) **18** (1985), no. 2, 287–343.
- [7] A. Douady and J. Hubbard, *A Proof of Thurston’s Topological Characterization of Rational Functions*, Acta Math., **171** (1993), 263–297.
- [8] A. Douady, *Systèmes dynamiques holomorphes*, Bourbaki seminar, Vol. 1982/83, Astérisque, vol. 105, Soc. Math. France, Paris, 1983, 39–63.
- [9] K. Drach, *Rigidity of rational maps: an axiomatic approach, manuscript in preparation*.
- [10] K. Drach, Y. Mikulich, J. Rückert and D. Schleicher, *A combinatorial classification of postcritically fixed Newton maps*, Ergod. Theor. Dyn. Syst., **39** (2019), no. 11, 2983–3014.
- [11] A. L. Epstein, *Counterexamples to the quadratic mating conjecture*, Manuscript, 1998.

- [12] A. L. Epstein and M. Yampolsky, *Geography of the cubic connectedness locus: intertwining surgery*, Ann. Sci. École Norm. Sup., (4) **32** (1999), no. 2, 151–185.
- [13] J. H. Hubbard, *Local connectivity of Julia sets and bifurcation loci: three theorems of J.-C. Yoccoz*, In: Topological methods in modern mathematics, (1991), 467–511.
- [14] P. Haïssinsky, *Parabolic surgery*, C. R. Math. Acad. Sci. Paris, **327** (1998), 195–198.
- [15] H. Inou and J. Kiwi, *Combinatorics and topology of straightening maps, I: Compactness and bijectivity*, Adv. Math., **231** (2012), no. 5, 2666–2733.
- [16] H. Inou, *Combinatorics and topology of straightening maps II: Discontinuity*, arXiv:0903.4289, 2018.
- [17] J. Kahn and M. Lyubich, *The quasi-additivity law in conformal geometry*, Ann. of Math., (2) **169** (2009), no. 2, 561–593.
- [18] J. Kahn and M. Lyubich, *Local connectivity of Julia sets for unicritical polynomials*, Ann. of Math., (2) **170** (2009), no. 1, 413–426.
- [19] O. Kozlovski, W. Shen and S. van Strien, *Rigidity for real polynomials*, Ann. of Math., (2) **165** (2007), no. 3, 749–841.
- [20] O. Kozlovski and S. van Strien, *Local connectivity and quasi-conformal rigidity of non-renormalizable polynomials*, Proc. Lond. Math. Soc., (3) **99** (2009), no. 2, 275–296.
- [21] M. Lyubich, *Dynamics of quadratic polynomials. I, II*, Acta Math., **178** (1997), no. 2, 185–247, 247–297.
- [22] C. McMullen, *Simultaneous uniformization of Blaschke products*, unpublished manuscripts. 6.
- [23] J. Milnor, *Local connectivity of Julia sets: expository lectures*, in The Mandelbrot Set, Theme and Variations, London Mathematical Society Lecture Note Series, Vol. 274, Cambridge University Press, Cambridge, 2000, 67–116.
- [24] C. L. Petersen, *Local connectivity of some Julia sets containing a circle with an irrational rotation*, Acta Math., **177** (1996), no. 2, 163–224.
- [25] C. L. Petersen, *Puzzles and Siegel disks*, In: Progress in Complex Dynamics (H. Kriete, ed.), Pitman Res. Notes Math. Ser., 387, Longman, Harlow, 1998.
- [26] C. L. Petersen and P. Roesch, *The parabolic Mandelbrot set*, arXiv: 2107.09407, 2021.
- [27] C. L. Petersen and S. Zakeri, *On the Julia set of a typical quadratic polynomial with a Siegel disk*, Ann. of Math., (2) **159** (2004), no. 1, 1–52.
- [28] W. Qiu, X. Wang and Y. Yin, *Dynamics of McMullen maps*, Adv. Math., **229** (2012), no. 4, 2525–2577.
- [29] W. Qiu and Y. Yin, *Proof of the Branner-Hubbard conjecture on Cantor Julia sets*, Sci. China Ser. A, **52** (2009), no. 1, 45–65.
- [30] M. Rees, *Realization of matings of polynomials as rational maps of degree two*, Manuscript, 1996.
- [31] P. Roesch, *Topologie locale des méthodes de Newton cubiques: plan dynamique C*, R. Acad. Sci. Paris Sér. I Math., **326** (1998), no. 10, 1221–1226.
- [32] P. Roesch, *Hyperbolic components of polynomials with a fixed critical point of maximal order*, Ann. Sci. École Norm. Sup., (4) **40** (2007), no. 6, 901–949.
- [33] P. Roesch, *On local connectivity for the Julia set of rational maps: Newton’s famous example*, Ann. of Math., (2) **168** (2008), no. 1, 127–174.
- [34] P. Roesch and Y. Yin, *Bounded critical Fatou components are Jordan domains for polynomials*, Sci. China Math., **65** (2022), no. 2, 331–358.
- [35] P. Roesch, Y. Yin and Z. Zeng, *Rigidity of non-renormalizable Newton maps*, Sci. China Math., **67** (2024), no. 4, 855–872.

- [36] W. Shen, *On the measurable dynamics of real rational functions*, Ergodic Theory Dynam. Systems, **23** (2003), no. 3, 957–983.
- [37] M. Shishikura and L. Tan, *A family of cubic rational maps and matings of cubic polynomials*, Experiment. Math, **9** (2000), no. 1, 29–53.
- [38] W. Shen and Y. Wang, *Primitive tuning via quasiconformal surgery*, Israel J. Math., **245** (2021), no. 1, 259–293.
- [39] L. Tan, *Matings of quadratic polynomials*, Erg. Th. and Dyn. Sys., **12** (1992) 589–620.
- [40] X. Wang, Y. Yin and J. Zeng, *Dynamics of Newton maps*, Ergodic Theory Dynam. Systems, **43** (2023), no. 3, 1035–1080.
- [41] J. C. Yoccoz, *On the local connectivity of the Manderbrot set*, unpublished.
- [42] M. Yampolsky and S. Zakeri, *Mating Siegel quadratic polynomials*, J. Amer. Math. Soc., **14** (2001), no. 1, 25–78.
- [43] Y. Yin and Y. Zhai, *No invariant line fields on Cantor Julia sets*, Forum Math., **22** (2010), no. 1, 75–94.
- [44] G. Zhang and Y. Jiang, *Combinatorial characterization of sub-hyperbolic rational maps*, Adv. Math. **221** (2009), 1990–2018.
- [45] G. Zhang, *Jordan mating is always possible for polynomials*, Math. Z., **306** (2024), no. 4, 10 pp.
- [46] X. Zhang, *Invariant Jordan curves in the Julia sets of rational maps*, AIMS Math., **10** (2025), no. 7, 16664–16675.

DEPARTMENT OF MATHEMATICS, NANJING UNIVERSITY, NANJING 210093, P. R. CHINA

*Email address:* pgwuxidian@163.com

DEPARTMENT OF MATHEMATICS, QUFU NORMAL UNIVERSITY, QUFU 273165, P. R. CHINA

*Email address:* zhanggf@hotmail.com