

# Pack-A-Mal: A Malware Analysis Framework for Open-Source Packages

Duc-Ly Vu<sup>1\*</sup>, Thanh-Cong Nguyen<sup>2</sup>, Minh-Khanh Vu<sup>3</sup>, Ngoc-Thanh Nguyen<sup>1</sup>, Kim-Anh Do Thi<sup>1</sup>

<sup>1</sup> Eastern International University, Binh Duong, Vietnam,

<sup>2</sup> University of Information Technology, Ho Chi Minh, Vietnam

<sup>3</sup> Grenoble INP - Ensimag, UGA, France

ly.vu@eiu.edu.vn, 20521143@gm.uit.edu.vn, minh.vu3@mail.bcu.ac.uk, thanh.nguyenngoc@eiu.edu.vn, anh.do@eiu.edu.vn

(\*) Corresponding author

**Abstract:** The increasingly sophisticated environment in which attackers operate makes software security an even greater challenge in open-source projects, where malicious packages are prevalent. Static analysis tools, such as Malcontent, are highly useful but are often incapable of dealing with obfuscated malware. Such situations lead to an unreasonably high rate of false positives.

This paper highlights that dynamic analysis, rather than static analysis, provides greater insight but is also more resource-intensive for understanding software behaviour during execution. In this study, we enhance a dynamic analysis tool, package-analysis, to capture key runtime behaviours, including commands executed, files accessed, and network communications. This modification enables the use of container sandboxing technologies, such as gVisor, to analyse potentially malicious packages without significantly compromising the host system.

**Keywords:** *Software supply chain attacks, Dynamic malware analysis, Malicious open-source packages.*

## I. INTRODUCTION

Static analysis tools offer several advantages, including speed and low resource consumption. However, they continue to face challenges when analysing obfuscated code and detecting evasion techniques employed by malicious packages. In contrast, dynamic analysis reveals the actual behaviours of malicious open-source packages, although it is generally more resource-intensive than static analysis. Based on the previous studies (Vu et al., 2024; Vu et al., 2023), There is a need for research focused on improving existing tools, developing new tools, and adopting dynamic analysis approaches to enhance malware detection.

One promising approach to dynamic analysis is the use of container sandboxing, which is lightweight and reduces the need for extensive configuration. In this paper, we have chosen *package-analysis* (Ossf) as our candidate, leveraging container sandboxing alongside

well-structured code to expand capabilities, such as integrating Wolfi APKs. We leverage existing sandboxing containers such as Gvisor (Google) to capture dynamic features of the packages, such as Files, IPs, domains, and executed commands. By doing so, we aim to enhance the detection capabilities of *Malcontent* and reduce the number of false positives when scanning Wolfi APKs. In addition, we have implemented a new feature to capture system calls executed by the samples.

In particular, we customise the analysis tool *package-analysis* (Ossf) to extract the behaviours of a package or Linux APK during the installation and execution phases. Specifically, we aim to collect the information presented in Table 2. Our broader objective is to propose a framework for extracting key behaviours of open-source packages and Linux distributions. To this end, we pose the following research questions:

- **RQ1:** Can the proposed method capture malicious behaviors?
- **RQ2:** How about the performance of the proposed method compared to other techniques?

To answer the research questions, we conducted a case study on a recent, high-profile software supply chain attack targeting the Solana Web3.js library (Arghire, 2024). Our evaluation demonstrates that dynamic analysis can reveal the actual behaviours of malicious packages while incurring only minimal runtime overhead. In summary, we make the following contributions:

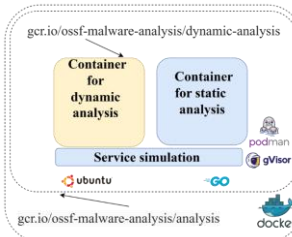
- We study existing tools for detecting malicious open-source packages.
- We enhance a popular dynamic analysis approach to capture more meaningful features.
- We design a dashboard that enables end users to interactively submit samples for analysis and examine the results.

**Table 1.** Current malware analysis tools for open-source packages

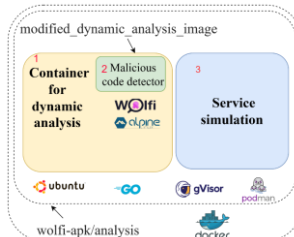
Tool	Static	Dynamic	Languages supported	Development Type	File type
Malcontent (Chainguard-Dev)	✓		Multi-language	Open-source	gz, zip, apk
OSS-Detect-Backdoor (Microsoft)	✓		Multi-language	Open-source	
package-analysis (Ossf)		✓	Python, Ruby, PHP, JS, Rust,	Open-source	gz, zip
Packj (Ossillate-Inc.)	✓	✓	Python, Ruby, PHP, Java, .NET, Rust, JS	Open-source	.py, .php , etc.
pack-hunter (GitLab)		✓	JS/Node.js, Ruby, Go	Open-source	
VirusTotal (VirusTotal)	✓	✓	N/A	Commercial	gz, zip, apk
<b>Pack-A-Mal</b>	✓	✓	Python, JS/Node.js, Ruby, Java, Rust, PHP	Open-source	gz, zip, apk, java

## I. BACKGROUND

Static analysis tools are widely used to detect malicious content in software packages and archives. Among numerous static analysis tools, Malcontent (Chainguard-Dev) emerges as one of the most popular and effective tools. It supports a wide range of archive file formats. Dynamic analysis complements static analysis methods by observing the runtime behavior of software in a controlled environment. OpenSSF’s package-analysis framework scans the behavior of software packages sourced from major open-source repositories (e.g., npm, PyPI, RubyGems, Packagist, and Crates.io). The tool’s sandbox architecture uses a nested-container design to safely execute potentially malicious code.



**Figure 1.** Package-analysis Sandbox Architecture.



**Figure 2.** Architecture for analyzing Wolfi APKs.

The package-analysis process occurs in three consecutive phases: install, import, and execute. It captures dynamic features such as network connections, accessed files, and executed commands.

This information is parsed from system calls generated during dynamic analysis.

## II. METHODOLOGY

Figure 4 presents our newly proposed tool modules. We use Wolfi OS and Alpine Linux in our sandbox environment instead of Ubuntu to configure the environment for analyzing Wolfi APK packages. We introduce a new malicious code detector module, which imports and executes packages in a controlled sandbox environment. Note that, for simplicity, we only show our proposed approach for Wolfi APK packages, but it also applies to other open-source packages such as those in PyPI or npm.

After reviewing the documentation and source code of the *package-analysis* tool, we observed that its raw report includes commands, hostnames, IP addresses, and files, all of which are parsed from the *strace* log output generated in the sandbox. However, system calls are excluded from the report, so we modified the code to include them. Furthermore, to support Wolfi APKs and Maven, we set up the appropriate environment and added two new analysis scripts to automatically install and execute these packages in the sandbox environment.

In addition, we integrate a Yara rule module, which alerts us to any matching dynamic features, such as maliciously executed commands, interactions with sensitive files, or unusual network traffic. In addition, we have developed a user-friendly web application, hosted at <https://packguard.dev>.



**Figure 3.** Pack-A-Mal’s Report on the JUnit Package in the Maven Ecosystem.

We modify the current analysis scripts in *package-analysis* and rewrite the dynamic analysis images. Figure 4 shows our proposed architecture for analyzing Wolfi APKs.

#### Malicious code detector:

We employ the following detection techniques:

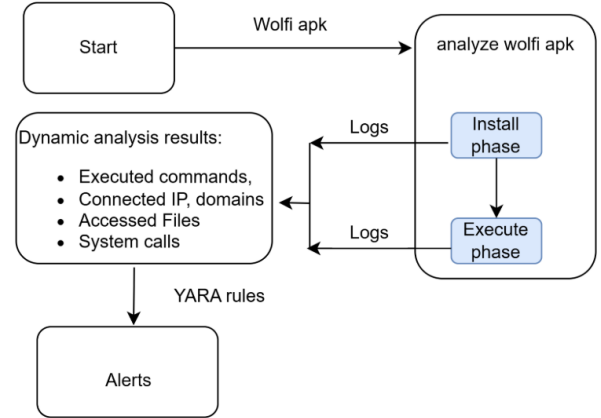
- Signatures-based: this is a simple string matching on the behavioral traces.
- Regular expression: a list of heuristic rules to capture specific.
- Machine learning: a list of traditional machine learning models trained on behavioral traces from benign and malicious Wolfi APKs.

#### Analysis workflow

The sample will be analyzed inside a sandboxed container. Figure 3 shows the flow of the analysis workflow. Once the sandboxed container for dynamic analysis has been initialized, the analysis script will install the sample in the sandboxed container. After installation, analysis scripts will execute all new dependencies and executable files created after installing Wolfi APKs.

During the installation and execution phases, logs will be captured and formatted as a JSON file, which will structure the following information: executed

commands, connected domains and IPs, and accessed files. These log results will then be scanned using YARA rules to identify any matching alerts.



**Figure 4.** Architecture for analyzing Wolfi APKs.

We develop an analyser within *package-analysis* specifically to examine Wolfi APKs. Given a Wolfi APK as an input sample, our analyser performs the following steps:

1. Install the sample using our custom installers.
2. Execute the binary file, or import and execute the module library, and observe its runtime behaviours. In particular, we analyse the indicators presented in Table 2.
3. Preprocess the raw results to retain only relevant indicators.
4. Apply malware detection rules (e.g., YARA rules) to the collected indicators in order to determine if the sample is

The system calls illustrated in Figure 2 constitute our newly proposed feature for capturing suspicious activities.

**Table 2.** Dynamic features captured by the proposed method

Feature	Description	Example
Commands	Commands that a Wolfi APK runs	A malicious command includes an unauthorized reverse shell to an attacker's machine.
Files	Files that a Wolfi APK accesses	Unauthorized access to sensitive files, such as <code>/etc/passwd</code> and <code>~/.ssh/id_rsa</code>
Domains	Domains that a Wolfi APK connect to	Exfiltrate data to a malicious domain, which is controlled by attackers
IP Addresses	IP addresses that a Wolfi APK connect to	An IP address flagged as malicious may indicate an association with a Command and Control (C2) server or involvement in distributing malware.
System calls	System calls that a Wolfi APK executes	Ransomware invokes file system calls to restrict users' access to their critical data.

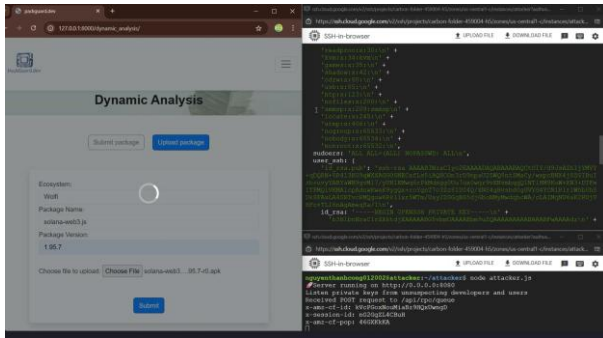
## Environment Setup

In our experiments, we use Wolfi OS, Docker, and Podman: an environment for building images for dynamic analysis. We describe the analysis modules in the following sections. We set the execution time to 10 seconds, which is the default value of the analyzers in *package-analysis*.

### A. Case study: Malicious Solana web3.js Package

A supply chain attack was identified in versions 1.95.6 and 1.95.7 of the widely used `@solana/web3.js` library, which receives approximately 350,000 weekly downloads on npm (Arghire, 2024). These compromised versions contained injected malicious code designed to exfiltrate private keys from unsuspecting developers and users, thereby enabling attackers to drain cryptocurrency wallets.

We selected the known malicious npm package `@solana/web3.js` from the DataDog dataset (DataDog) and augmented it by injecting a dropper malware component hosted on GitHub. This component was capable of exfiltrating additional sensitive files (e.g., `/etc/passwd`, SSH keys). We then built a Wolfi APK from the modified code.



**Figure 5.** Our demonstration’s screenshot shows, on the right half, the attacker’s server receiving the SSH key and private key from Pack-A-Mal’s sandbox while analyzing a malicious `@solana/web3.js` package.

As shown in Figure 5, our proposed approach successfully captured network connections, executed commands, and invoked system calls during the dynamic analysis of the malicious APK. The tool also generated comprehensive analytical reports, supplemented with YARA rule alerts for suspicious commands, file accesses, and system calls. A full video demonstration is available at <https://packguard.dev>.

## III. CONCLUSION

This paper proposes Pack-A-Mal, a dynamic open-source package analysis framework. Our framework utilises gVisor to provide a sandbox

environment, customized analysis scripts and YARA-ruleset-based detection mechanism in order to effectively capture malicious behaviours such as executed commands, file access permissions, and system calls, etc. Our experiments show that the framework can capture real behavioral traces of malicious packages. In the future, we plan to integrate service-simulated modules, real-time behaviour monitoring to further enhance the ability to detect malicious activity in the open-source package ecosystem.

## REFERENCES

- Arghire, I. (2024). *Solana Web3.js Library Backdoored in Supply Chain Attack*. <https://www.securityweek.com/solana-web3-js-library-backdoored-in-supply-chain-attack/>
- ChainGuard-Dev. *GitHub - chainguard-dev/malcontent: #supply #chain #attack #detection*. <https://github.com/chainguard-dev/malcontent>
- DataDog. *GitHub - DataDog/malicious-software-packages-dataset: An open-source dataset of malicious software packages found in the wild, 100% vetted by humans*. <https://github.com/DataDog/malicious-software-packages-dataset>
- GitLab. *Package Hunter: A tool for identifying malicious dependencies via runtime monitoring*. <https://gitlab.com/gitlab-org/security-products/package-hunter>
- Google. *GitHub - google/gvisor: Application Kernel for Containers*. <https://github.com/google/gvisor>
- Microsoft. *GitHub - microsoft/OSSGadget: Collection of tools for analyzing open source packages*. <https://github.com/microsoft/OSSGadget>
- OSSF. *GitHub - ossf/package-analysis: Open Source Package Analysis*. <https://github.com/ossf/package-analysis>
- Ossillate-Inc. *Packj flags malicious/risky open-source packages*. <https://github.com/ossillate-inc/packj>
- VirusTotal. *VirusTotal: Analyse suspicious files, domains, IPs and URLs to detect malware and other breaches, automatically share them with the security community*. <https://www.virustotal.com/gui/home/upload>
- Vu, D.-L., Dunlap, T., Obermeier-Velazquez, K., Nguyen, T.-C., Gibert, P., Meyers, J. S., & Torres-Arias, S. (2024). A Study of Malware Prevention in Linux Distributions. *arXiv preprint arXiv:2411.11017*.
- Vu, D.-L., Newman, Z., & Meyers, J. S. (2023). Bad snakes: Understanding and improving python package index malware scanning. 2023 IEEE/ACM 45th International Conference on Software Engineering (ICSE)