

# Maximal Cells in Shifted Staircase Tableaux and a Quarter-Circle Law

Chihiro Kubota, Taizo Sadahiro and Yoshika Ueda

## Abstract

This note presents a numerical and theoretical study of the random standard Young tableaux of the shifted staircase shape  $(2n - 1, 2n - 3, \dots, 3, 1)$ . Using the hook-walk algorithm to generate tableaux uniformly at random, we evaluate the probability that a given cell contains the maximal label. We show that the normalized position of the maximal cell converges in distribution to the quarter-circle law. This observation yields the limiting distribution of the first generator in a random reduced decomposition of the longest element of  $B_n$ . While type  $A$  random sorting networks are known to follow the semicircle law (Angel et al., 2007; Dauvergne, 2022), the type  $B$  case exhibits a strikingly different quarter-circle behavior. Figures and animations are provided to illustrate the typical trajectories and the signed permutation matrices observed in our simulations.

Keywords: random sorting networks; shifted Young tableaux; hook walk; quarter-circle law; type B Coxeter group

## 1 Introduction

This note investigates the probability distribution of the maximal cell in random standard Young tableaux of the shifted staircase shape  $(2n - 1, 2n - 3, \dots, 3, 1)$ . We explicitly evaluate the probability that a given cell contains the maximal label, and show that the asymptotic distribution of the location of the maximal cell is described by the quarter-circle law. Through the bijection of Haiman [3] between such tableaux and the reduced decompositions of the longest element in the Coxeter group  $B_n = \mathfrak{S}_n \wr_{[n]} \{\pm 1\}$  of signed permutations, this result yields the limiting distribution of the first letters (indexing the generators) in uniformly random reduced decompositions of the longest element of  $B_n$ .

A *cell* of a standard Young diagram of the shifted shape  $(2n - 1, 2n - 3, \dots, 3, 1)$  is indexed by a pair  $(i, j)$  where  $1 \leq i \leq n$  and  $i \leq j \leq 2n - i$ . Each cell in a standard Young tableau carries a distinct label from  $\{1, 2, \dots, n^2\}$ .

Consequently, the maximal label necessarily lies in a cell of the form  $(i, 2n-i)$ . We denote by  $\mathbb{P} = \mathbb{P}_n$  the uniform probability measure on the set of standard Young tableaux of the above shifted staircase shape. That is, under  $\mathbb{P}$ , all tableaux are equally likely.

Our main result is the following.

**Theorem 1.** *Let  $T$  be a random standard Young tableau of the shifted shape  $(2n-1, 2n-3, \dots, 3, 1)$  chosen uniformly at random, and let  $(n-S, n+S)$  be the cell of  $T$  containing the maximal label  $n^2$ . Then*

$$\lim_{n \rightarrow \infty} \Pr\left(a \leq \frac{S}{n} \leq b\right) = \int_a^b \frac{4}{\pi} \sqrt{1-x^2} dx,$$

for  $0 \leq a \leq b \leq 1$ .

In addition to the analytical result above, we conducted numerical experiments on random sorting networks of type  $B$ . The remarkable properties of type  $A$  random sorting networks have been thoroughly investigated [1, 2]. In contrast, we report numerical experiments for the type  $B$  case, whose outcome reveals a strikingly different yet equally fascinating pattern.

## 2 The hook length formula

We use the hook length formula counting the standard Young tableaux of the shifted shape. Let  $\lambda = (\lambda_1, \lambda_2, \dots, \lambda_n)$  be a strict partition of an integer  $m$ , that is,  $\lambda$  is a sequence of positive integer which satisfies  $\lambda_1 > \lambda_2 > \dots > \lambda_n$  and  $\lambda_1 + \dots + \lambda_n = m$ . The Young diagram of the shifted shape  $\lambda$  is the set of cells each of which is indexed by  $(i, j) \in \mathbb{Z}^2$ , satisfying  $1 \leq i \leq n$ ,  $i \leq j < \lambda_i + i$ . We identify  $\lambda$  and the Young diagram of the shifted shape  $\lambda$ . The *shifted hook* of cell  $(i, j)$  is, by definition,

$$H_{i,j} = \{(i, j') \in \lambda \mid j' \geq j\} \cup \{(i', j) \in \lambda \mid i' \geq i\} \cup \{(j+1, j') \in \lambda \mid j' \geq j+1\}.$$

Then the *shifted hooklength*  $h_{i,j}$  of cell  $(i, j)$  is  $|H_{i,j}|$ . Sagan [4] showed the hooklength formula for the shifted Tableaux: The number of shifted standard Young tableaux of shape  $\lambda$  is equal to

$$\frac{|\lambda|!}{\prod_{(i,j) \in \lambda} h_{i,j}}.$$

For example, Figure 1 shows the case where shape is  $\lambda = (4, 2, 1)$ . We have  $7!/(6 \cdot 5 \cdot 4 \cdot 3 \cdot 2 \cdot 1 \cdot 1) = 7$  standard tableaux of shape  $\lambda$ .

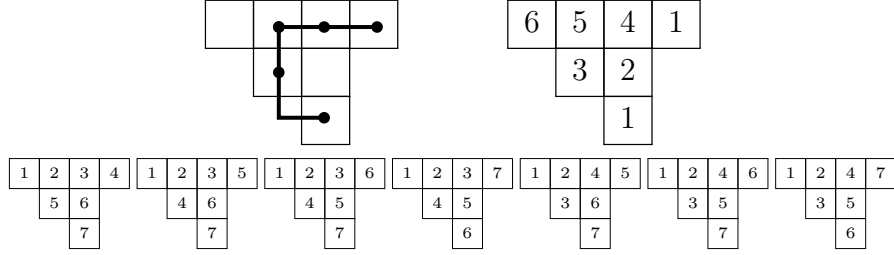


Figure 1: The shifted shape  $(4, 2, 1)$  and the hook  $H_{1,2}$  whose length is 5 (top left), hooklengths of cells in the Young diagram (top right), and all of the Young tableaux of shape  $\lambda$

**Theorem 2.** *Let  $S$  be as described in Theorem 1. Then*

$$\mathbb{P}(S = r) = \frac{(2r+1)(2n-2r-1)}{n^2} \frac{b(r)^2 b(n-r-1) b(2r+1)}{b(2r) b(r+n)},$$

where  $b(r) = \frac{1}{2^{2r}} \binom{2r}{r}$ .

*Proof.* Let  $d(\lambda)$  be the number of the standard Young tableaux of shifted shape  $\lambda$ . Let  $\lambda$  be the Young diagram of the shifted shape  $(2n-1, 2n-3, \dots, 3, 1)$  and let  $\lambda'$  be  $\lambda \setminus \{(n-r, n+r)\}$ . The hook length of the cell  $(i, j)$  in  $\lambda'$  is denoted by  $h'_{i,j}$ . Then the ratio  $\frac{d(\lambda')}{d(\lambda)}$  is equal to  $\mathbb{P}(S = r)$ . This ratio is determined by the hook lengths of the cells whose hook include the cell  $(n-r, n+r)$ . Each such cell is in exactly one of the following sets (See Figure 2),

$$\begin{aligned} \mathcal{D}_1 &= \{(i, n-r-1) \mid 1 \leq i \leq n-r-1\}, \\ \mathcal{D}_2 &= \{(n-r, j) \mid n-r \leq j \leq n-1\}, \\ \mathcal{D}_3 &= \{(n-r, j) \mid n \leq j < n+r\}, \\ \mathcal{D}_4 &= \{(i, n+r) \mid 1 \leq i \leq n-r\}. \end{aligned}$$

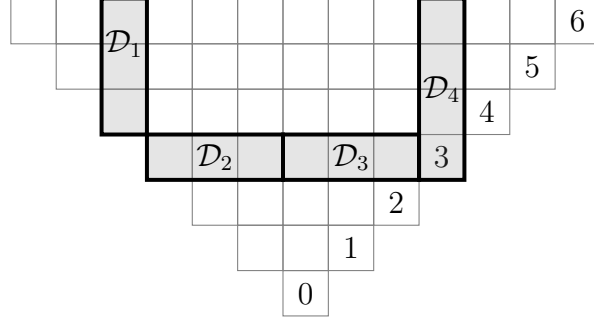


Figure 2: Cells whose hooklengths in  $\lambda$  differ from those in  $\lambda' = \lambda - \{(n - r, n + r)\}$ , where  $r = 3$

Let  $\mathcal{D} = \mathcal{D}_1 \cup \mathcal{D}_2 \cup \mathcal{D}_3 \cup \mathcal{D}_4$  and  $\mathcal{D}' = \mathcal{D} \setminus \{(n - r, n + r)\}$ . Then, by using the hook length formula, we have

$$\begin{aligned}
\frac{d(\lambda')}{d(\lambda)} &= \frac{\prod_{(i,j) \in \mathcal{D}} h_{i,j}}{n^2 \prod_{(i,j) \in \mathcal{D}'} h'_{i,j}} \\
&= \frac{1}{n^2} \frac{\prod_{(i,j) \in \mathcal{D}_1} h_{i,j}}{\prod_{(i,j) \in \mathcal{D}_1} h'_{i,j}} \frac{\prod_{(i,j) \in \mathcal{D}_2} h_{i,j}}{\prod_{(i,j) \in \mathcal{D}_2} h'_{i,j}} \frac{\prod_{(i,j) \in \mathcal{D}_3} h_{i,j}}{\prod_{(i,j) \in \mathcal{D}_3} h'_{i,j}} \frac{\prod_{(i,j) \in \mathcal{D}_4} h_{i,j}}{\prod_{(i,j) \in \mathcal{D}_4 \setminus \{(n-r, n+r)\}} h'_{i,j}} \\
\frac{\prod_{(i,j) \in \mathcal{D}_1} h_{i,j}}{\prod_{(i,j) \in \mathcal{D}_1} h'_{i,j}} &= \frac{\prod_{k=0}^{n-r-2} (4(r+1) + 2k)}{\prod_{k=0}^{n-r-2} (4(r+1) + 2k - 1)} \\
&= \frac{\prod_{k=r+2}^n 2(r+k)}{\prod_{k=r+2}^n (2(r+k) - 1)} \\
&= \frac{2^{2(n-r-1)} (4r+2)! (\prod_{k=r+2}^n (r+k))^2}{(2n+2r)!} \\
&= \frac{1}{2^{4r+2}} \binom{4r+2}{2r+1} \left( \frac{1}{2^{2n+2r}} \binom{2n+2r}{n+r} \right)^{-1} \\
&= \frac{b(2r+1)}{b(n+r)} \\
\frac{\prod_{(i,j) \in \mathcal{D}_2} h_{i,j}}{\prod_{(i,j) \in \mathcal{D}_2} h'_{i,j}} &= \frac{\prod_{k=1}^r (2(r+k) - 1)}{\prod_{k=1}^r 2(r+k)}
\end{aligned}$$

$$\begin{aligned}
&= \frac{\prod_{k=1}^r (2(r+k) - 1) \prod_{k=1}^r 2(r+k)}{(\prod_{k=1}^r 2(r+k))^2} \\
&= \frac{(4r)!(r!)^2}{2^{2r}(2r)!((2r)!)^2} = \frac{b(2r)}{b(r)}
\end{aligned}$$

$$\frac{\prod_{(i,j) \in \mathcal{D}_3} h_{i,j}}{\prod_{(i,j) \in \mathcal{D}_3} h'_{i,j}} = \frac{\prod_{k=1}^r (2k+1)}{\prod_{k=1}^r 2k} = \frac{(2r+1)!}{2^{2r} r! r!} = (2r+1)b(r)$$

$$\frac{\prod_{(i,j) \in \mathcal{D}_4} h_{i,j}}{\prod_{(i,j) \in \mathcal{D}_4 \setminus \{(n-r, n+r)\}} h'_{i,j}} = \frac{\prod_{k=1}^{n-r-1} (2k+1)}{\prod_{k=1}^{n-r-1} 2k} = (2(n-r)-1)b(n-r-1)$$

□

*Proof of Theorem 1.* We use the Wallis's formula

$$b(n) \sim \frac{1}{\sqrt{\pi n}}.$$

Let  $r$  be an integer satisfying  $a \leq \frac{r}{n} \leq b$ . Then, by Theorem 2,

$$\begin{aligned}
\mathbb{P}(S=r) &\sim \frac{(2r+1)(2n-2r-1)}{n^2} \frac{\left(\frac{1}{\sqrt{\pi r}}\right)^2}{\frac{1}{\sqrt{\pi(n-r-1)}} \frac{1}{\sqrt{\pi(2r+1)}}} \\
&\quad \frac{1}{\sqrt{\pi(2r)}} \frac{1}{\sqrt{\pi(n+r)}} \\
&\sim \frac{4}{n\pi} \sqrt{\left[1 - \left(\frac{r}{n}\right)^2\right]} \frac{2r(1-r/n)}{(2r+1)(1-(r+1)/n)} \\
&\sim \frac{4}{n\pi} \sqrt{1 - \left(\frac{r}{n}\right)^2}
\end{aligned}$$

Therefore, we have

$$\mathbb{P}\left(a \leq \frac{S}{n} \leq b\right) \sim \sum_{a \leq \frac{r}{n} \leq b} \frac{4}{n\pi} \sqrt{1 - \left(\frac{r}{n}\right)^2} \rightarrow \int_a^b \frac{4}{\pi} \sqrt{1-x^2} dx \quad (n \rightarrow \infty).$$

□

### 3 Numerical experiments on random sorting network of type $B$

#### 3.1 Random sorting network and their sampling method

A *signed permutation* of  $n$  letters is a sequence

$$(c_1, c_2, \dots, c_n), \quad c_i \in \{\pm 1, \pm 2, \dots, \pm n\}, \quad |c_i| \neq |c_j| \text{ for } i \neq j.$$

We may think of it as a deck of  $n$  labeled cards, each carrying a sign  $+1$  or  $-1$  (indicating the direction up or down). Let  $\tau_i$  ( $1 \leq i < n$ ) denote the adjacent transposition interchanging  $c_i$  and  $c_{i+1}$ , and let  $\sigma_0$  denote the sign-change operation on the first card. The group generated by  $\{\sigma_0, \tau_1, \dots, \tau_{n-1}\}$  is the hyperoctahedral group  $B_n$  of signed permutations.

The *longest element*  $w_0$  of  $B_n$  flips all signs:

$$w_0(i) = -i \quad (1 \leq i \leq n).$$

A *reduced word* of  $w_0$  is a minimal sequence  $(s_1, s_2, \dots, s_N)$  with  $s_i \in \{0, 1, \dots, n-1\}$  such that  $w_0 = \sigma_{s_1} \sigma_{s_2} \cdots \sigma_{s_N}$ , where  $\sigma_0 = \sigma_0$  and  $\sigma_i = \tau_i$  for  $i \geq 1$ . The number of factors  $N$  equals the length  $\ell(w_0) = n^2$ .

Each reduced word may be viewed as a *sorting network*: starting from the identity permutation, we successively apply the adjacent operations  $\sigma_{s_i}$ , each of which swaps or flips neighboring entries. Plotting the positions of the labels  $1, \dots, n$  against the step index gives a collection of  $n$  continuous curves, called the *trajectories* of the network. In type  $B$ , these trajectories are constrained by reflection at height 0, corresponding to the action of the generator  $\sigma_0$ .

Haiman [3] constructed a bijection between standard Young tableaux of the shifted staircase shape  $(2n-1, 2n-3, \dots, 3, 1)$  and reduced words of the longest element  $w_0$  of the hyperoctahedral group  $B_n$ . This bijection enables us to translate probabilistic questions on random reduced words into equivalent questions on random shifted tableaux. In particular, to generate uniform random reduced words for the type B longest element, we first sample a uniform standard Young tableau (SYT) of shifted staircase shape  $(2n-1, 2n-3, \dots, 3, 1)$  using *Sagan's hook walk algorithm* [4].

### 3.2 Frequency of each letter in a random reduced word

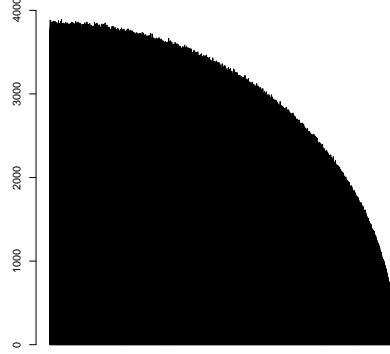


Figure 3: The frequency of the generating elements of a reduced expression of the longest element of  $B_{3000}$  chosen uniformly at random.

In the previous section, we have shown that the probability distribution of the first letter in a uniformly random reduced word of the longest element in  $B_n$  converges to the quarter-circle law. Figure 3 shows the empirical frequencies of all letters in such a random reduced word of  $B_{3000}$ , which also exhibit a distribution close to the quarter-circle law.

### 3.3 Trajectories

Figure 4 illustrates a typical realization of a random type  $B$  sorting network. Each curve traces the position of a particle labeled  $i$  as it evolves through the sequence of adjacent operations  $\sigma_{s_1}, \dots, \sigma_{s_N}$ . The trajectories resemble those of type  $A$  networks but are reflected at height 0, corresponding to the action of the generator  $\sigma_0$ .

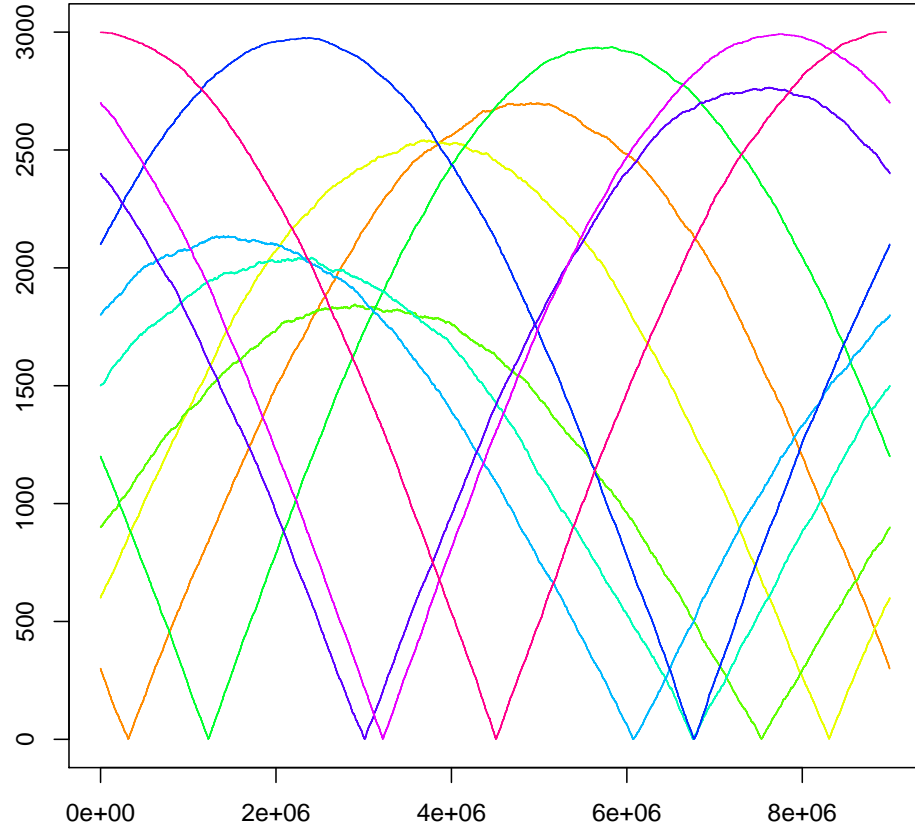


Figure 4: Trajectories of particles in a random type- $B$  sorting network ( $n = 3000$ ). Each curve represents the position of one element as it evolves under the sequence of signed adjacent transpositions. The trajectories form smooth sinusoidal arcs reflected at height 0, illustrating the characteristic symmetry of type  $B$ .

### 3.4 Time evolution of the signed permutation matrix

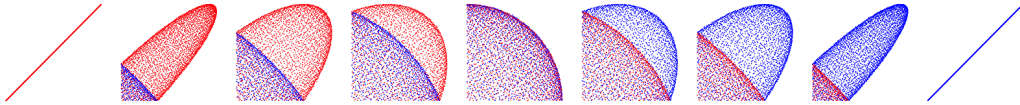


Figure 5: Time evolution of the signed permutation matrix in a random type- $B$  sorting network ( $n = 3000$ ). Red and blue dots represent  $+1$  and  $-1$  entries, respectively. The configuration evolves smoothly from the red-dominant (left) to the blue-dominant (right) state, exhibiting quarter-circle shaped regions that reflect the symmetry of type  $B$ .

## Conclusion

We have investigated random sorting networks of type  $B$ , through their correspondence with shifted standard Young tableaux via Haiman’s bijection. Our analysis and simulations indicate that the normalized position of the maximal cell follows the quarter-circle law, in contrast to the semicircle law known for type  $A$ . This provides the first quantitative evidence for a natural type  $B$  analogue of the random sorting network model. It would be interesting to extend these observations to other Coxeter types and to develop a theoretical proof of the quarter-circle limit law.

## References

- [1] Omer Angel, Alexander E Holroyd, Dan Romik, and Bálint Virág. Random sorting networks. *Advances in Mathematics*, 215(2):839–868, 2007.
- [2] Duncan Dauvergne. The archimedean limit of random sorting networks. *Journal of the American Mathematical Society*, 35(4):1215–1267, 2022.
- [3] Mark D Haiman. Dual equivalence with applications, including a conjecture of proctor. *Discrete Mathematics*, 99(1-3):79–113, 1992.
- [4] Bruce Sagan. On selecting a random shifted young tableau. *Journal of Algorithms*, 1(3):213–234, 1980.