

# Maximal cell of the shifted standard random Young tableaux of shape $(2n - 1, 2n - 3, \dots, 3, 1)$

Chihiro Kubota, Taizo Sadahiro and Yoshika Ueda

## Abstract

In this note, we explicitly compute the probability that a given cell in a random standard Young tableau of the shifted staircase shape  $(2n - 1, 2n - 3, \dots, 3, 1)$  contains the maximal label. We also show that the asymptotic distribution of the cell containing the maximal label is governed by the quarter-circle law. The bijection between the tableaux and the reduced decompositions of the longest element of the group  $B_n$  of the signed permutations yields the probability distribution of the first (and any) letter of the random reduced decompositions. We also show the results of some computational experiments on the random sorting networks of  $B_n$ .

## 1 Introduction

This note investigates the probability distribution of the maximal cell in random standard Young tableaux of the shifted staircase shape  $(2n - 1, 2n - 3, \dots, 3, 1)$ . We explicitly evaluate the probability that a given cell contains the maximal label, and show that the asymptotic distribution of the location of the maximal cell is described by the quarter-circle law. Through the bijection of Haiman [3] between such tableaux and the reduced decompositions of the longest element in the Coxeter group  $B_n = \mathfrak{S}_n \wr_{[n]} \{\pm 1\}$  of signed permutations, this result yields the limiting distribution of the first letters (indexing the generators) in uniformly random reduced decompositions of the longest element of  $B_n$ .

A *cell* of a standard Young diagram of the shifted shape  $(2n - 1, 2n - 3, \dots, 3, 1)$  is indexed by a pair  $(i, j)$  where  $1 \leq i \leq n$  and  $i \leq j \leq 2n - i$ . Each cell in a standard Young tableau carries a distinct label from  $\{1, 2, \dots, n^2\}$ . Consequently, the maximal label necessarily lies in a cell of the form  $(i, 2n - i)$ . We denote by  $\mathbb{P} = \mathbb{P}_n$  the uniform probability measure on the set of standard Young tableaux of the above shifted staircase shape. That is, under  $\mathbb{P}$ , all tableaux are equally likely.

Our main result is the following.

**Theorem 1.** *Let  $T$  be a random standard Young tableau of the shifted shape  $(2n-1, 2n-3, \dots, 3, 1)$  chosen uniformly at random, and let  $(n-S, n+S)$  be the cell of  $T$  containing the maximal label  $n^2$ . Then*

$$\lim_{n \rightarrow \infty} \Pr\left(a \leq \frac{S}{n} \leq b\right) = \int_a^b \frac{4}{\pi} \sqrt{1-x^2} dx,$$

for  $0 \leq a \leq b \leq 1$ .

In addition to the analytical result above, we conducted numerical experiments on random sorting networks of type  $B$ . The remarkable properties of type  $A$  random sorting networks have been thoroughly investigated [1, 2]. In contrast, we report numerical experiments for the type  $B$  case, whose outcome reveals a strikingly different yet equally fascinating pattern.

## 2 The hook length formula

We use the hook length formula counting the standard Young tableaux of the shifted shape. Let  $\lambda = (\lambda_1, \lambda_2, \dots, \lambda_n)$  be a strict partition of an integer  $m$ , that is,  $\lambda$  is a sequence of positive integer which satisfies  $\lambda_1 > \lambda_2 > \dots > \lambda_n$  and  $\lambda_1 + \dots + \lambda_n = m$ . The Young diagram of the shifted shape  $\lambda$  is the set of cells each of which is indexed by  $(i, j) \in \mathbb{Z}^2$ , satisfying  $1 \leq i \leq n$ ,  $i \leq j < \lambda_i + i$ . We identify  $\lambda$  and the Young diagram of the shifted shape  $\lambda$ . The *shifted hook* of cell  $(i, j)$  is, by definition,

$$H_{i,j} = \{(i, j') \in \lambda \mid j' \geq j\} \cup \{(i', j) \in \lambda \mid i' \geq i\} \cup \{(j+1, j') \in \lambda \mid j' \geq j+1\}.$$

Then the *shifted hooklength*  $h_{i,j}$  of cell  $(i, j)$  is  $|H_{i,j}|$ . Sagan [4] showed the hooklength formula for the shifted Tableaux: The number of shifted standard Young tableaux of shape  $\lambda$  is equal to

$$\frac{|\lambda|!}{\prod_{(i,j) \in \lambda} h_{i,j}}.$$

For example, Figure 1 shows the case where shape is  $\lambda = (4, 2, 1)$ . We have  $7!/(6 \cdot 5 \cdot 4 \cdot 3 \cdot 2 \cdot 1 \cdot 1) = 7$  standard tableaux of shape  $\lambda$ .

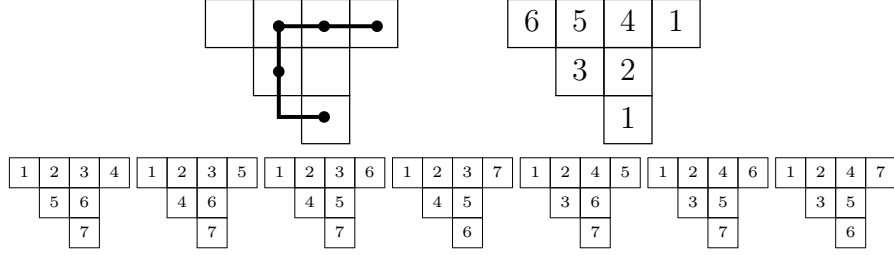


Figure 1: The shifted shape  $(4, 2, 1)$  and the hook  $H_{1,2}$  whose length is 5 (top left), hooklengths of cells in the Young diagram (top right), and all of the Young tableaux of shape  $\lambda$

**Theorem 2.** *Let  $S$  be as described in Theorem 1. Then*

$$\mathbb{P}(S = r) = \frac{(2r+1)(2n-2r-1)}{n^2} \frac{b(r)^2 b(n-r-1) b(2r+1)}{b(2r) b(r+n)},$$

where  $b(r) = \frac{1}{2^{2r}} \binom{2r}{r}$ .

*Proof.* Let  $d(\lambda)$  be the number of the standard Young tableaux of shifted shape  $\lambda$ . Let  $\lambda$  be the Young diagram of the shifted shape  $(2n-1, 2n-3, \dots, 3, 1)$  and let  $\lambda'$  be  $\lambda \setminus \{(n-r, n+r)\}$ . The hook length of the cell  $(i, j)$  in  $\lambda'$  is denoted by  $h'_{i,j}$ . Then the ratio  $\frac{d(\lambda')}{d(\lambda)}$  is equal to  $\mathbb{P}(S = r)$ . This ratio is determined by the hook lengths of the cells whose hook include the cell  $(n-r, n+r)$ . Each such cell is in exactly one of the following sets (See Figure 2),

$$\begin{aligned} \mathcal{D}_1 &= \{(i, n-r-1) \mid 1 \leq i \leq n-r-1\}, \\ \mathcal{D}_2 &= \{(n-r, j) \mid n-r \leq j \leq n-1\}, \\ \mathcal{D}_3 &= \{(n-r, j) \mid n \leq j < n+r\}, \\ \mathcal{D}_4 &= \{(i, n+r) \mid 1 \leq i \leq n-r\}. \end{aligned}$$



$$\begin{aligned}
&= \frac{\prod_{k=1}^r (2(r+k) - 1) \prod_{k=1}^r 2(r+k)}{(\prod_{k=1}^r 2(r+k))^2} \\
&= \frac{(4r)!(r!)^2}{2^{2r}(2r)!((2r)!)^2} = \frac{b(2r)}{b(r)}
\end{aligned}$$

$$\frac{\prod_{(i,j) \in \mathcal{D}_3} h_{i,j}}{\prod_{(i,j) \in \mathcal{D}_3} h'_{i,j}} = \frac{\prod_{k=1}^r (2k+1)}{\prod_{k=1}^r 2k} = \frac{(2r+1)!}{2^{2r} r! r!} = (2r+1)b(r)$$

$$\frac{\prod_{(i,j) \in \mathcal{D}_4} h_{i,j}}{\prod_{(i,j) \in \mathcal{D}_4 \setminus \{(n-r, n+r)\}} h'_{i,j}} = \frac{\prod_{k=1}^{n-r-1} (2k+1)}{\prod_{k=1}^{n-r-1} 2k} = (2(n-r)-1)b(n-r-1)$$

□

*Proof of Theorem 1.* We use the Wallis's formula

$$b(n) \sim \frac{1}{\sqrt{\pi n}}.$$

Let  $r$  be an integer satisfying  $a \leq \frac{r}{n} \leq b$ . Then, by Theorem 2,

$$\begin{aligned}
\mathbb{P}(S=r) &\sim \frac{(2r+1)(2n-2r-1)}{n^2} \frac{\left(\frac{1}{\sqrt{\pi r}}\right)^2}{\frac{1}{\sqrt{\pi(n-r-1)}} \frac{1}{\sqrt{\pi(2r+1)}}} \\
&\quad \frac{1}{\sqrt{\pi(2r)}} \frac{1}{\sqrt{\pi(n+r)}} \\
&\sim \frac{4}{n\pi} \sqrt{\left[1 - \left(\frac{r}{n}\right)^2\right]} \frac{2r(1-r/n)}{(2r+1)(1-(r+1)/n)} \\
&\sim \frac{4}{n\pi} \sqrt{1 - \left(\frac{r}{n}\right)^2}
\end{aligned}$$

Therefore, we have

$$\mathbb{P}\left(a \leq \frac{S}{n} \leq b\right) \sim \sum_{a \leq \frac{r}{n} \leq b} \frac{4}{n\pi} \sqrt{1 - \left(\frac{r}{n}\right)^2} \rightarrow \int_a^b \frac{4}{\pi} \sqrt{1-x^2} dx \quad (n \rightarrow \infty).$$

□

### 3 Numerical experiments

#### 3.1 Sampling Method

To generate uniform random reduced words for the type B longest element, we first sample a uniform standard Young tableau (SYT) of shifted staircase shape  $(2n - 1, 2n - 3, \dots, 3, 1)$  using *Sagan's hook walk algorithm* [4]. This algorithm samples SYTs exactly according to the uniform measure and runs in expected  $O(n^2)$  time. We then apply *evacuation* to the sampled SYT, which, by Haiman's bijection [3], produces a reduced word of the type B longest element uniformly at random.

#### 3.2 Frequency of each letter in a random reduced word

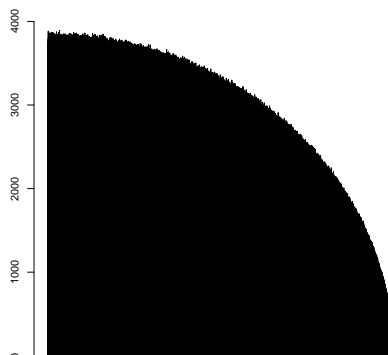


Figure 3: The frequency of the generating elements of a reduced expression of the longest element of  $B_{3000}$  chosen uniformly at random.

In the previous section, we have shown that the probability distribution of the first letter in a uniformly random reduced word of the longest element in  $B_n$  converges to the quarter-circle law. Figure 3 shows the empirical frequencies of all letters in such a random reduced word of  $B_{3000}$ , which also exhibit a distribution close to the quarter-circle law.

### 3.3 Particle trajectories

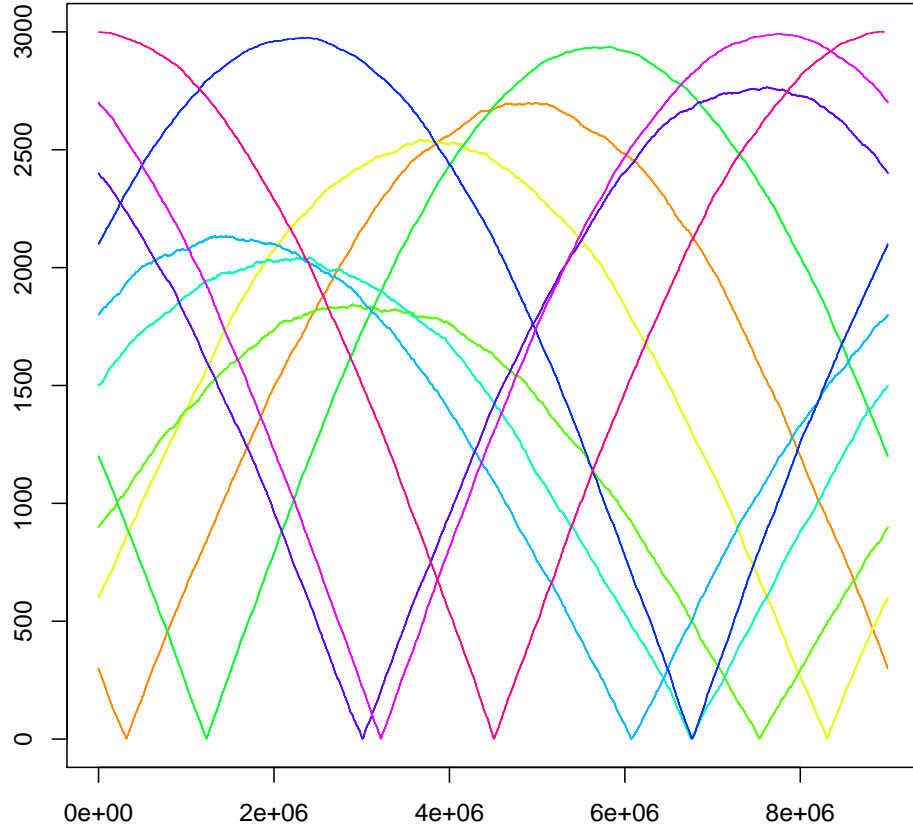


Figure 4: Trajectories of particles in a random type- $B$  sorting network ( $n = 3000$ ). Each curve represents the position of one element as it evolves under the sequence of signed adjacent transpositions. The trajectories form smooth sinusoidal arcs reflected at height 0, illustrating the characteristic symmetry of type  $B$ .

### 3.4 Time evolution of the signed permutation matrix

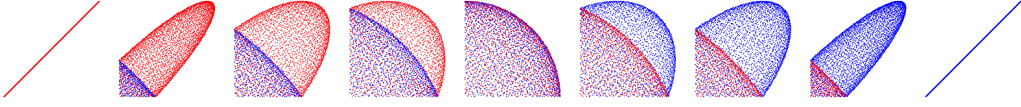


Figure 5: Time evolution of the signed permutation matrix in a random type- $B$  sorting network ( $n = 3000$ ). Red and blue dots represent  $+1$  and  $-1$  entries, respectively. The configuration evolves smoothly from the red-dominant (left) to the blue-dominant (right) state, exhibiting quarter-circle shaped regions that reflect the symmetry of type  $B$ .

## References

- [1] Omer Angel, Alexander E Holroyd, Dan Romik, and Bálint Virág. Random sorting networks. *Advances in Mathematics*, 215(2):839–868, 2007.
- [2] Duncan Dauvergne. The archimedean limit of random sorting networks. *Journal of the American Mathematical Society*, 35(4):1215–1267, 2022.
- [3] Mark D Haiman. Dual equivalence with applications, including a conjecture of proctor. *Discrete Mathematics*, 99(1-3):79–113, 1992.
- [4] Bruce Sagan. On selecting a random shifted young tableau. *Journal of Algorithms*, 1(3):213–234, 1980.