

AlphaCast: A Human Wisdom-LLM Intelligence Co-Reasoning Framework for Interactive Time Series Forecasting

Xiaohan Zhang, Tian Gao, Mingyue Cheng, Bokai Pan, Ze Guo, Yaguo Liu, Xiaoyu Tao
State Key Laboratory of Cognitive Intelligence, University of Science and Technology of China, Hefei, China
{zxh2519826485,ustc25gt,bk2585934928,gz1504921411,ygliu,txytiny}@mail.ustc.edu.cn,{mycheng}@ustc.edu.cn

Abstract

Time series forecasting plays a critical role in high-stakes domains such as energy, healthcare, and climate. Although recent advances have improved accuracy, most approaches still treat forecasting as a static one-time mapping task, lacking the interaction, reasoning, and adaptability of human experts. This gap limits their usefulness in complex real-world environments. To address this, we propose AlphaCast, a human wisdom-large language model (LLM) intelligence co-reasoning framework that redefines forecasting as an interactive process. The key idea is to enable step-by-step collaboration between human wisdom and LLM intelligence to jointly prepare, generate, and verify forecasts. The framework consists of two stages: (1) automated prediction preparation, where AlphaCast builds a multi-source cognitive foundation comprising a feature set that captures key statistics and time patterns, a domain knowledge base distilled from corpora and historical series, a contextual repository that stores rich information for each time window, and a case base that retrieves optimal strategies via pattern clustering and matching; and (2) generative reasoning and reflective optimization, where AlphaCast integrates statistical temporal features, prior knowledge, contextual information, and forecasting strategies, triggering a meta-reasoning loop for continuous self-correction and strategy refinement. Extensive experiments on short- and long-term datasets show that AlphaCast consistently outperforms state-of-the-art baselines in predictive accuracy¹.

Keywords

Time Series, Interactive Forecasting, Human Wisdom-LLM Intelligence Co-Reasoning

ACM Reference Format:

Xiaohan Zhang, Tian Gao, Mingyue Cheng, Bokai Pan, Ze Guo, Yaguo Liu, Xiaoyu Tao. 2018. AlphaCast: A Human Wisdom-LLM Intelligence Co-Reasoning Framework for Interactive Time Series Forecasting. In *Proceedings of Make sure to enter the correct conference title from your rights confirmation email (Conference acronym 'XX)*. ACM, New York, NY, USA, 11 pages. <https://doi.org/XXXXXXX.XXXXXXX>

¹https://github.com/SkyeGT/AlphaCast_Official

Permission to make digital or hard copies of all or part of this work for personal or classroom use is granted without fee provided that copies are not made or distributed for profit or commercial advantage and that copies bear this notice and the full citation on the first page. Copyrights for components of this work owned by others than the author(s) must be honored. Abstracting with credit is permitted. To copy otherwise, or republish, to post on servers or to redistribute to lists, requires prior specific permission and/or a fee. Request permissions from permissions@acm.org.

Conference acronym 'XX, Woodstock, NY

© 2018 Copyright held by the owner/author(s). Publication rights licensed to ACM.
ACM ISBN 978-1-4503-XXXX-X/2018/06
<https://doi.org/XXXXXXX.XXXXXXX>

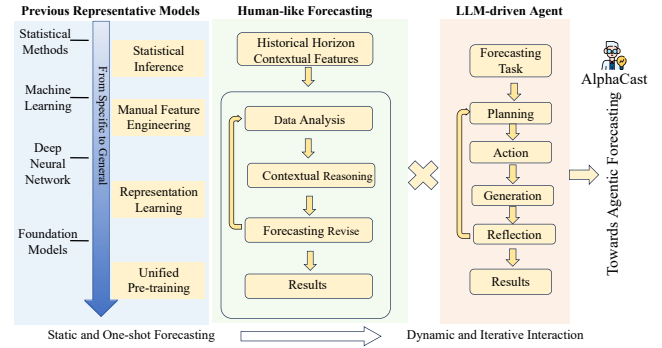


Figure 1: Illustration of the main idea of the newly proposed AlphaCast framework.

1 Introduction

Time series forecasting plays a critical role in high-stakes domains such as energy scheduling [39], health forecasting [24], and climate prediction [11]. Accurate forecasting supports early decisions, better resource use, and less risk for the whole system [1]. While traditional forecasting models have demonstrated solid performance under relatively stable conditions, the nature of modern real-world environments is becoming increasingly complex [21, 28]. In these dynamic settings, effective forecasting demands more than just numerical accuracy — it requires adaptability to shifting patterns, awareness of contextual information, and the ability to support human-centered interpretation and decision-making [9].

Despite the remarkable progress made by statistical, foundation, and deep learning models, as shown in Figure 1, we hold that most existing approaches still follow a static, one-shot prediction pipeline [38]. These methods treat forecasting as a pure data-fitting task, learning direct mappings from past observations to future values. However, they lack critical capabilities observed in human forecasters — such as iterative thinking, contextual reasoning, and the ability to reflect on and revise prior conclusions. Moreover, unlike human experts who typically employ diverse tools — such as statistical diagnostics, external knowledge and context retrieval systems, and domain-specific simulators — to support reasoning and decision-making, current models lack the human wisdom to contextualize evidence, select and coordinate such tools, and adapt decisions as conditions change. As a result, they often struggle in complex environments where external factors, heterogeneous data, or domain knowledge play essential roles in shaping the future [18]. The absence of adaptation, interaction, tool-use, and reflection mechanisms limits both their flexibility and trustworthiness in practice [20, 44]. We argue that this limitation stems not from model capacity alone, but from a narrow conceptualization of forecasting as a purely algorithmic task. In contrast, human forecasters

approach prediction as a multi-step cognitive process: they interpret multi-source features, consult domain knowledge, leverage real-time context, retrieve relevant historical cases, use analytical tools or simulations to test hypotheses, and refine their conclusions through reflection and feedback. To bridge this gap, we advocate for a paradigm that combines human wisdom and LLM intelligence, where LLMs are not merely passive prediction tools, but active, collaborative agents that leverage LLM intelligence, working closely alongside human wisdom through the processes of preparation, generation, and validation in joint forecasting.

In this work, we introduce AlphaCast, a human wisdom–LLM intelligence co-reasoning framework that redefines time series forecasting as an interactive and reflective process. AlphaCast operates through two tightly coupled stages: (i) prediction preparation, which builds a cognitive foundation using statistical and temporal features, a domain knowledge base, and retrieval-augmented case libraries; (ii) generative reasoning and reflective optimization, where a LLM synthesizes context, prior knowledge, and predictions from smaller models to generate forecast trajectories. The model then conducts reflective evaluation to verify forecast quality, initiating a meta-reasoning loop for self-correction and strategy optimization. Extensive experiments on both short-term and long-term forecasting datasets demonstrate that AlphaCast consistently outperforms state-of-the-art baselines in predictive accuracy, while also offering improved adaptability and interpretability. Our work lays the foundation for a new generation of interactive forecasting systems that seamlessly integrate human expertise with agentic intelligence.

2 Related Work

We briefly review related work from two complementary aspects: time series forecasting methods, and LLM-driven agentic reasoning.

2.1 Time Series Forecasting

Time series forecasting has undergone a long evolution, from expert-driven manual analysis to automated modeling based on statistical learning and neural networks [29]. In early stages, domain experts played a central role by analyzing time series through visual inspection, identifying trends, seasonality, and anomalies to make heuristic predictions. While such approaches offered interpretability and domain intuition, they lacked scalability and were sensitive to subjective bias. To address these limitations, the field transitioned to statistical forecasting models, such as ARIMA [17], Exponential Smoothing (ETS) [13], and Theta [3], which introduced formalized and interpretable structures for modeling temporal dependencies. These methods remain widely used due to their simplicity and explanatory power but are limited in handling nonlinearities, high-dimensional inputs, and complex temporal dynamics. With the rise of data-driven learning, machine learning techniques such as gradient boosting and random forests were applied to time series tasks [5, 7], particularly for tabular and multivariate settings. More recently, deep learning models, including RNNs [15], LSTMs, TCNs [4], and Transformers [22, 26, 40, 42, 43, 48], have significantly advanced the ability to learn long-term dependencies and complex temporal patterns. These models have become standard in many real-world forecasting applications [6, 41]. Building upon this

progress, a new line of research has proposed time series foundation models, such as Sundial [23], Chronos [2], and TimesFM [10], which aim to generalize across datasets and tasks via large-scale pretraining. These models demonstrate strong few-shot or zero-shot forecasting abilities across domains. However, most methods in this line—and prior lines—still operate as single-pass predictors that lack explicit mechanisms for contextual reasoning, reflection, or interaction with external tools, which are often essential for human-level forecasting in dynamic environments.

2.2 Agentic LLM Reasoning

Recent advances in LLMs have enabled strong generalization across a wide range of language understanding, reasoning, and decision-making tasks [14]. While initial usage of LLMs focused on static prompting and single-turn generation [8, 35], there is a growing shift toward viewing LLMs as agents capable of operating in multi-step, dynamic environments. In general, an LLM-based agent is characterized by its ability to (i) perceive diverse inputs or context representations, (ii) reason and plan over structured or unstructured information, and (iii) interact with external tools, environments, or users to complete goals. Compared with passive inference models, such agents support modular, feedback-driven, and tool-augmented decision workflows. A number of recent works have explored this paradigm. Tool-augmented agents such as ReAct [46], Toolformer [31], and WebGPT [25] integrate tool invocation into reasoning traces to enhance accuracy and reliability. Autonomous agents like AutoGPT [45], BabyAGI [34], and frameworks within LangChain [37] extend this further by incorporating memory, planning modules, and iterative tool coordination. Other efforts have applied agentic reasoning to structured tasks such as multi-hop QA, and code execution.

Despite these developments, agent-based LLMs have been under-explored in the domain of time series forecasting, where predictions must account for domain priors, static features, and evolving context. This gap in the application of LLM agents is particularly evident in scenarios where predictions are not just data-driven but also require iterative reasoning. In addition, most prior work focuses on agent–tool interaction, whereas human–LLM agent co-reasoning, reflective evaluation, and structured cognitive workflows remain relatively limited. Bridging this gap could pave the way for more adaptive and context-aware forecasting systems.

3 The Proposed AlphaCast

In this section, we introduce AlphaCast, a human wisdom and LLM intelligence co-reasoning framework for interactive time series forecasting. Unlike traditional one-shot prediction pipelines, AlphaCast treats forecasting as a two-stage cognitive process in which human wisdom and LLM intelligence work together to prepare, generate, and evaluate forecasts.

3.1 Problem Definition and Notation

Let $X = \{x_1, x_2, \dots, x_T\}$ denote a multivariate time series of length T , where each $x_t \in \mathbb{R}^d$ is a d -dimensional observation at time step t . Given a historical input window of length H , denoted as $X_{\text{past}} = \{x_{t-H+1}, \dots, x_t\}$, the goal is to forecast the future horizon $X_{\text{future}} = \{x_{t+1}, \dots, x_{t+L}\}$ for a given forecast length L .

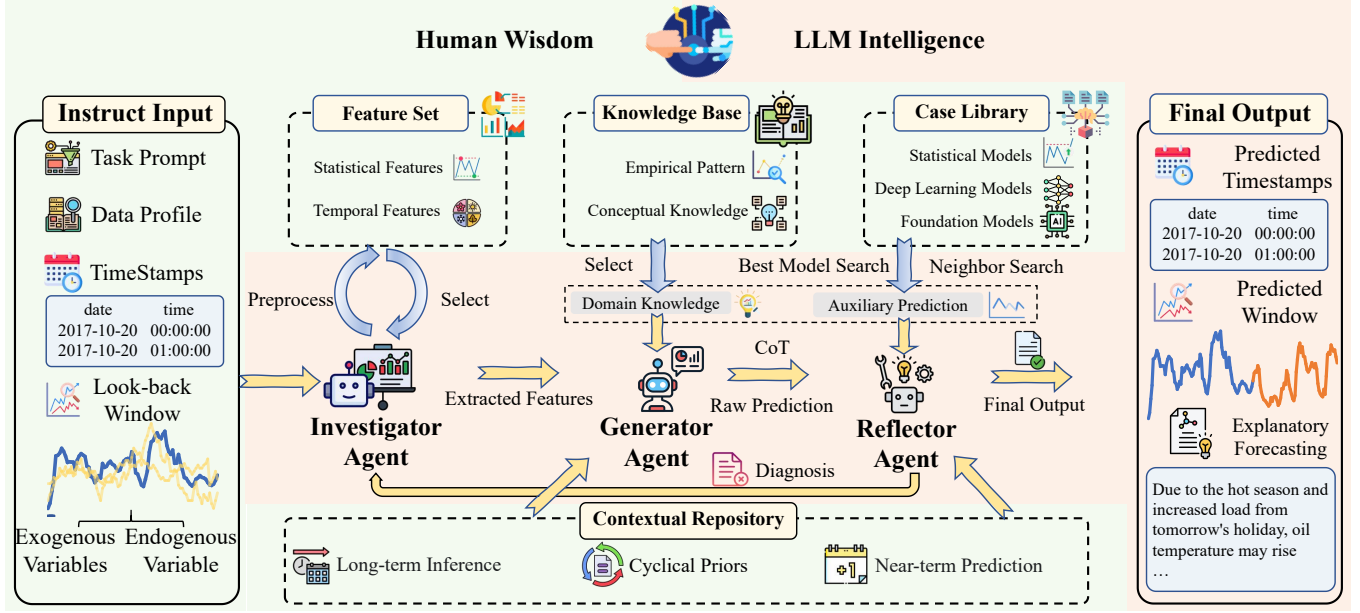


Figure 2: Overall architecture of AlphaCast, which comprises three agents that work in a coordinated manner to accomplish the time-series prediction task.

The standard formulation of time series forecasting seeks to learn a mapping function f such that:

$$f: X_{\text{past}} \rightarrow \hat{X}_{\text{future}}, \quad \text{where} \quad \hat{X}_{\text{future}} \approx X_{\text{future}}. \quad (1)$$

In practical scenarios, forecasting often involves additional auxiliary information, including contextual variables $C = \{c_1, \dots, c_r\}$ that represent contextual features such as holidays, weather conditions, or domain-specific indicators; historical knowledge sources K derived from prior data, domain texts, or expert-encoded priors; and auxiliary predictors A that offer baseline forecasts or serve as references for pattern retrieval.

While traditional forecasting models directly approximate f using supervised learning, this work moves beyond the one-shot prediction paradigm and considers forecasting as an *interactive and iterative reasoning process*, where human wisdom and LLM intelligence jointly prepare the forecasting context, generate predictions, and reflect upon outputs. Formally, the forecasting workflow in our setting can be expressed as:

$$(X_{\text{past}}, C, K, A) \xrightarrow{\text{Co-Reasoning}} \hat{X}_{\text{future}}. \quad (2)$$

where the prediction is produced via a multi-stage, human-LLM co-reasoning procedure involving contextual grounding, reasoning trajectory generation, and reflective evaluation.

3.2 Overview of the AlphaCast Framework

As shown in Figure 2, AlphaCast is a two-stage human-LLM collaborative reasoning framework designed for interactive time series forecasting. It shifts traditional forecasting from a static, one-off mapping task to a dynamic, multi-step process, driven by contextual grounding and iterative reasoning. In the first stage, AlphaCast organizes diverse features, multi-source knowledge, real-time context, and relevant historical cases to build a solid forecasting

foundation. In the second stage, the LLM agent integrates useful features, contextual information, domain-specific prior knowledge, and auxiliary model outputs to generate reasoning-based, context-aware predictions. The system evaluates the trajectory quality and prediction outcomes, identifying potential biases and refining the forecasts. This iterative, closed-loop design improves accuracy and adaptability in complex, evolving environments characterized by continuously changing dynamics.

3.3 Contextual Grounding

3.3.1 Multimodal Contextual Grounding. We construct a standardized contextual input prior to prediction. This input includes a task prompt, a data profile, time-stamped exogenous variables, and the endogenous variable. The task prompt I_{tp} specifies the forecasting requirements that AlphaCast must fulfill, such as the look-back window length H and prediction horizon L . The data profile I_{dp} describes the dataset attributes and clarifies the physical meaning of each variable, helping the model better understand inter-variable relationships. Original timestamps T are incorporated into the contextual input, allowing the model to recognize both absolute temporal positions (e.g., specific hours or calendar dates) and relative temporal patterns (e.g., periodicity or intervals), which are crucial for temporal reasoning. The exogenous variable is denoted by X_{exo} , where $X_{\text{exo}} \in \mathbb{R}^{d \times (H+L)}$, with d being the dimension of the exogenous variables. In contrast, the endogenous variable X_{endo} is represented as a vector in \mathbb{R}^H , capturing the historical observations over the look-back window. The complete input, consisting of these components, can be formulated as follows:

$$I_{\text{input}} = (I_{\text{tp}}, I_{\text{dp}}, T, X_{\text{exo}}, X_{\text{endo}}). \quad (3)$$

This standardized contextual input establishes a structured and coherent cognitive foundation for forecasting, enriching the input

with both numerical and textual information, which enables the model to more effectively capture complex temporal dependencies and external driving factors.

3.3.2 Feature Set. The AlphaCast system systematically performs feature extraction on the look-back windows of both the endogenous and exogenous sequences, constructing a comprehensive feature set for both quantitative and qualitative analysis.

$$F = \left[\sum_{i=1}^n [f_i(X_{\text{exo}}^{(1)}), \dots, f_i(X_{\text{exo}}^{(2)}), \dots, f_i(X_{\text{exo}}^{(d)}), f_i(X_{\text{endo}})] \right]. \quad (4)$$

Here, $X_{\text{exo}}^{(i)}$ represents the i -th exogenous variable, f_1, f_2, \dots, f_n represent different feature extraction operations applied to both exogenous and endogenous variables. Currently, twenty distinct features are extracted and categorized into two major groups: statistical features and time series features. Statistical features primarily describe the basic distributional properties of the data, enabling the model to capture its overall structure, variability, and range. In contrast, time series features emphasize temporal dependencies, seasonality, and periodicity, helping the model identify long-term trends and cyclical patterns that are crucial for accurate forecasting. Detailed definitions and computational procedures of these features are provided in Appendix B.

3.3.3 Knowledge Base. AlphaCast integrates users' domain-specific intuition and expertise regarding the dataset. This ensures that the LLM's perspective goes beyond raw numerical patterns. To achieve this, AlphaCast uses a knowledge base, which serves as a multi-level source of information, supporting decision-making and forecasting. The knowledge base consolidates diverse forms of knowledge and information, providing contextual grounding and reasoning support at multiple levels. Specifically, it consists of the following key components: (i) The conceptual knowledge refers to high-level understanding grounded in theories, definitions, and established knowledge systems. This form of knowledge typically originates from domain experts and literature, facilitating abstract reasoning and conceptual classification of complex problems. It offers rich contextual background and interpretive support for the forecasting model. (ii) The empirical patterns represent data-driven knowledge distilled directly from the dataset itself, helping the framework capture common trends, behaviors, and responses. For instance, certain endogenous variables may exhibit recurring tendencies under specific conditions; such patterns are stored in the knowledge base as empirical references to guide subsequent forecasting. Let K denote the domain knowledge extracted from the knowledge base.

3.3.4 Contextual Repository. In time series forecasting, incorporating contextual repository can significantly enhance the model's predictive capability. Contextual repository refers to external factors associated with the current time window—such as holidays, weather variations, and marketing activities—that complement and enrich the model's understanding of historical data. By integrating such contextual information, the model can better adapt to dynamic environments and deliver more accurate forecasts, particularly when confronted with abnormal events or sudden changes, such as fluctuations in holiday consumption patterns or the impact of extreme weather on wind power generation. These contextual

cues E are provided to AlphaCast in textual form as supplementary background information to assist in future prediction. In this way, the model can jointly leverage historical data and contextual knowledge to produce more precise and reliable forecasts under complex and evolving external conditions.

3.3.5 Case Library. To fully leverage the richness of training data, AlphaCast introduces a case library to enable more information-rich and adaptive forecasting, thereby enhancing the system's reliability under distributional shifts and unusual temporal dynamics. Specifically, the training set is processed to extract all look-back windows H_i and their corresponding prediction windows P_i as individual samples. A pool of candidate models is provided, consisting of three categories - statistical models, deep learning models and foundation models. Each sample is evaluated across all candidate models, and the best-performing model is recorded. Each look-back window H_i is paired with its corresponding optimal model M_i , forming a case, and these cases together make up the case library. To facilitate the subsequent rapid generation of auxiliary predictions, we perform K-means clustering on the data to obtain a set of cluster centers $C = \{c_1, c_2, \dots, c_j\}$, where c_j denotes the center of the j -th cluster, calculated as the mean of all samples in cluster C_j .

$$j_i = \arg \min_j \|H_i - c_j\|, \quad c_j = \frac{1}{|C_j|} \sum_{i \in C_j} H_i. \quad (5)$$

3.4 Reasoning-based Forecasting

3.4.1 Generative Reasoning for Forecasting. Upon receiving the task prompt, the investigator agent performs semantic parsing and requirement decomposition to infer the types of features and background information required for forecasting. By tracing back both the target and exogenous sequences, the investigator agent conducts feature engineering, extracts the corresponding features: F_{selected} from the feature set:

$$F_{\text{selected}} = S(F, I_{\text{input}}). \quad (6)$$

Then, the generator agent uses X_{endo} to retrieve the most similar cluster center from the case library on the Euclidean distance. Based on the local models associated with the cases within that cluster, it generates a weighted prediction, producing an auxiliary forecast $\hat{X}_{\text{auxiliary}}$. Simultaneously, the system retrieves the neighboring series from the case library and returns their respective look-back windows X_{neighbor} and prediction windows X_{neighbor} . The detailed process is as follows:

$$c_m = \arg \min_{c_j \in C} \text{sim}(X_{\text{endo}}, c_j), \quad X_{\text{auxiliary}} = \sum_{i \in C_m} w_i M_i(X_{\text{endo}}), \quad X_{\text{neighbor}} = \arg \min_i \|X_{\text{endo}} - H_i\|_2. \quad (7)$$

$X_{\text{auxiliary}}$ and X_{neighbor} jointly serve as structured references and weak supervisory guidance, providing a reliable foundation for model selection. Subsequently, the generator agent invokes relevant tools and consolidates four categories of inputs—extracted features F_{selected} , domain knowledge K , contextual information E , case library information $X_{\text{auxiliary}}$ and X_{neighbor} —to establish a structured

evidence base that provides a reliable foundation for subsequent generative reasoning and reflective validation. After integrating all required inputs, the generator agent proceeds to the generative reasoning stage and obtain the raw prediction X_{raw} :

$$(I_{\text{input}}, F_{\text{selected}}, K, E, X_{\text{auxiliary}}, X_{\text{neighbor}}) \xrightarrow{\text{reasoning}} X_{\text{raw}}. \quad (8)$$

This design significantly enhances the system’s adaptability and reliability to complex and dynamic patterns, such as institutional holidays, load shocks, and weather perturbations. In addition to producing the raw prediction, the generator agent outputs a detailed chain of thought (CoT) that explicitly delineates the reasoning process from key evidence to final conclusions, thereby facilitating error attribution and enabling rapid iterative refinement. Together, these mechanisms enable AlphaCast to consistently deliver high-quality and accurate forecasts in complex, non-stationary, and real-world environments.

3.4.2 Reflective Refinement. Traditional forecasting processes are typically linear and single-pass, in which the output of a conventional model is directly taken as the final prediction. In contrast, our framework introduces a reflective mechanism to guarantee the reliability of forecasting results and to avoid the risk of blindly relying on a single model output. Specifically, the framework employs a reflector agent to perform forecasting evaluation and reflective refinement. The introduction of the reflector agent effectively enhances the overall reliability and reproducibility, and its role can be divided into two parts. Reflection at the forecasting level. The reflector agent analyzes the results according to the task requirements and various contextual factors, and assesses whether the prediction is sufficiently reliable and whether it is supported by adequate evidence. Reflection at the CoT level. The reflector agent conducts a step-by-step audit of the reasoning chain, clarifying the evidence source of each step, and identifying hallucinations, circular reasoning, and skipped steps. This process helps prevent constraint violations, reasoning drift, and logical gaps in large models, thereby enabling self-adjustment and optimization of the forecasting procedure. After evaluation, the reflector agent determines whether the forecasting result is acceptable. If the result is judged to be reasonable, it outputs the target variable’s predict window together with the corresponding explanatory forecasting. If the result is judged to be unreasonable, the reflector agent produces reflective feedback and passes it to the investigator agent so that the forecast can be iteratively updated until a reasonable result is obtained.

4 Experiments

We briefly describe the datasets used in our experiments, summarize the baseline methods for comparison, and present key findings from our evaluation that validate the effectiveness and superior performance of our AlphaCast model.

4.1 Experimental Setup

To comprehensively evaluate the capabilities of AlphaCast, we conduct extensive experiments on real-world time series datasets from different domains, covering two typical scenarios: short-term forecasting and long-term forecasting.

Datasets. We consider both short- and long-horizon settings. For short-term forecasting, we adopt the widely used Electricity

Price Forecasting (EPF) collection [19], constructed from five major power markets. Each market-specific subset treats electricity price as the endogenous target and augments it with two practically relevant exogenous signals (e.g., calendar/holiday indicators and contemporaneous system load), enabling context-aware prediction. For long-term forecasting, we draw on wind and solar generation data from the new energy power generation forecasting challenge, together with ETTh1 and ETTm1 from the ETT benchmark [48], and the MOPEX hydrologic dataset [30]. These long-horizon corpora contain more than three exogenous variables per series—such as meteorological drivers and operational covariates—providing richer conditioning information. Full dataset specifications, including variable lists and splits, are provided in Appendix A.1.

Baselines. We include fourteen state-of-the-art time series forecasting models, comprising (i) statistical models: Prophet [36], Seasonal Naive (SNaive), ARIMA [17], CES [33], CrostonClassic [32], Optimizers [12], HistoricAverage [16]; (ii) deep learning models: DLinear [47], PatchTST [26], TimesNet [42], iTransformer [22] and Autoformer [43]; (iii) foundation time series models: Sundial [23] and Chronos [2]. These baselines collectively cover a wide spectrum of forecasting paradigms, from classical statistical decomposition to modern transformer-based architectures. Together, they provide a comprehensive benchmark to evaluate the performance and generalization of our proposed framework. Refer to Appendix A.2 for details on the baselines.

Implementation Details. We use GPT-5 for the artificial intelligence model. Statistical models are implemented with conventional methods, while deep learning models are built using PyTorch and optimized with Adam. All baseline methods are run on an NVIDIA A100 GPU. For short-term forecasting, we adopt the standard protocol of N-BEATSx [27], where the input sequence length is set to 168, and the forecast horizon is set to 24. For long-term forecasting, we fix the look-back window at 96, while the prediction length is also set to 96.

4.2 Main Results Analysis

The comprehensive results for short-term and long-term forecasting are presented in Table 1. Lower values of MSE or MAE indicate better forecasting performance. Overall, AlphaCast consistently achieves the best performance across most datasets, demonstrating a significant advantage over statistical baselines, recent deep learning models, and foundational models.

On the five short-term forecasting datasets, AlphaCast performs excellently in terms of both MSE and MAE. Notably, the MSE improvements are particularly significant on the BE, FR, and DE datasets. These three datasets are typically characterized by high volatility, making the forecasting task more challenging. This indicates that AlphaCast can effectively handle forecasting tasks with high volatility and complexity. Specifically, AlphaCast enhances its predictive capability by incorporating multimodal inputs, precisely extracting features, integrating domain knowledge, and leveraging contextual information. This enables the model to better understand and predict complex time series data, particularly for high-volatility, high-complexity electricity price datasets, showcasing its robust adaptability and accuracy.

On several long-term forecasting datasets, AlphaCast achieves optimal results in terms of MSE. Particularly on the ETTh and

Table 1: Performance of time series forecasting on short-term and long-term horizons, with lower MSE/MAE indicating better accuracy (best results are highlighted in bold).

Setting Dataset Metric	Short-term Forecasting										Long-term Forecasting									
	BE		DE		FR		NP		PJM		ETTh		ETTm		Windy Power		Sunny Power		MOPEX	
	MSE	MAE	MSE	MAE	MSE	MAE	MSE	MAE	MSE	MAE	MSE	MAE	MSE	MAE	MSE	MAE	MSE	MAE	MSE	MAE
AlphaCast	536.454	9.612	193.829	9.925	721.023	7.133	27.113	3.145	25.151	3.596	7.641	2.017	2.414	1.057	1548.825	24.540	13.294	1.843	4.771	1.353
Sundial	651.237	10.997	264.618	10.707	942.081	8.536	28.667	3.362	30.704	3.987	9.437	2.314	3.211	1.258	2167.943	31.218	100.304	6.687	5.149	1.422
Chronos	625.634	9.623	223.153	9.999	803.076	7.536	22.180	3.176	25.695	3.630	9.397	2.250	2.749	1.180	2268.519	29.617	79.245	4.566	5.283	1.307
DLinear	658.530	12.833	239.928	12.833	811.453	10.449	32.215	3.842	42.154	4.645	8.506	2.239	2.631	1.138	1932.200	29.325	19.058	2.735	5.256	1.333
PatchTST	627.149	11.435	208.888	10.042	797.263	9.126	24.634	3.266	31.874	4.166	8.396	2.169	2.622	1.114	2269.641	32.462	19.435	2.782	5.358	1.439
TimesNet	636.660	11.300	209.366	10.197	929.100	11.099	32.116	3.805	34.890	4.342	7.940	2.079	2.439	1.066	1930.876	29.398	18.426	2.781	4.955	1.350
TimeXer	702.862	10.700	252.001	10.259	834.693	9.377	27.306	3.436	25.876	3.651	8.765	2.204	2.557	1.113	2169.818	31.914	20.114	2.915	4.825	1.277
Transformer	606.528	11.242	229.955	10.227	940.227	11.093	27.088	3.434	35.131	4.373	8.307	2.136	3.136	1.277	2063.985	29.893	17.956	2.673	4.883	1.337
Autoformer	890.843	16.619	331.306	13.329	934.364	13.362	46.097	4.856	77.570	6.426	11.598	2.637	4.224	1.571	2567.613	37.002	39.129	4.339	6.168	1.958
Prophet	992.900	16.942	320.631	13.254	1035.704	14.422	57.794	4.999	52.261	5.533	46.697	4.592	21.183	3.113	8071.244	56.059	64.807	6.442	12.395	2.503
SNaive	857.119	13.704	415.723	13.362	915.798	11.155	44.893	4.102	41.387	4.648	10.753	2.469	2.746	1.186	1948.056	27.876	79.611	4.558	7.180	1.619
ARIMA	869.444	17.038	372.910	11.816	963.997	13.224	55.507	4.445	33.021	4.004	10.879	2.429	2.709	1.168	2166.644	28.767	80.478	4.598	9.190	1.852
CES	808.608	14.414	315.576	11.451	1084.713	12.144	40.776	3.993	38.327	4.467	24.218	3.646	4.124	1.483	9364.980	42.040	78.713	4.555	6.399	1.470
CrostonClassic	927.984	17.597	294.443	12.983	1020.099	15.158	47.462	4.804	99.401	7.819	9.719	2.331	3.287	1.365	2206.911	32.036	84.788	8.250	5.322	1.449
Optimizers	750.780	12.839	424.497	12.532	855.155	11.204	68.113	4.782	36.066	4.304	11.772	2.541	3.533	1.261	2277.535	29.878	78.985	4.558	8.064	1.777
HistoricAverage	745.450	16.741	381.713	14.568	955.659	14.634	54.432	5.225	108.607	8.101	10.309	2.571	3.298	1.306	2671.839	36.529	59.759	6.130	6.142	1.709

ETTh datasets, AlphaCast demonstrates outstanding performance, indicating that the model has a significant advantage in handling long-term forecasting tasks with seasonal and periodic variations. By effectively utilizing historical time series data and external influencing factors, AlphaCast excels in capturing long-term trends and periodic fluctuations. Moreover, AlphaCast also performs excellently on high-noise, strongly nonlinear datasets such as Windy Power and Sunny Power, where it shows significantly lower MSE and MAE compared to other models. This reflects AlphaCast’s reliability in dealing with complex forecasting scenarios.

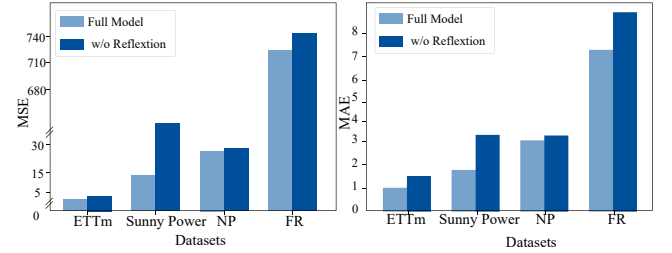
4.3 Ablation studies

4.3.1 Toolset Ablations. We conduct a comprehensive ablation study on the three core components of our toolset framework: the feature library, the knowledge base, and the case library. The results in Table 2 demonstrate that each component plays a complementary and indispensable role in enhancing overall forecasting accuracy. The model with the full feature library achieves the best performance. Removing this component causes a marked increase across all datasets, confirming that the engineered temporal representations provided by the feature library are crucial for constructing a stable and information-rich feature space. Similarly, the knowledge base makes a significant contribution to contextual understanding. Its removal leads to severe degradation, particularly on the ETTh dataset, showing that domain-specific external knowledge helps the model capture real-world dependencies beyond statistical correlations. Finally, the case library proves essential for improving adaptability. By referencing analogous historical scenarios, it enables instance-based reasoning that refines predictions in the presence of recurring or rare temporal patterns. Overall, these results confirm that the three components jointly form a synergistic framework that substantially enhances forecasting accuracy.

4.3.2 Agent Ablations. To evaluate whether reflection can improve forecasting performance, we compare the Full Model with the reflection-ablated model (LLM reflection ablation). The latter retains the underlying model but omits the reflection mechanism. The experimental results (see Figure 3) show a decline in performance across four datasets: FR, NP, Sunny Power, and ETTh after the reflection mechanism is ablated. This decline can be attributed to

Table 2: Ablation study on the effects of the feature library, knowledge base, and case library across diverse datasets.

Dataset Metric	BE		DE		Windy Power		ETTh	
	MSE	MAE	MSE	MAE	MSE	MAE	MSE	MAE
Full Model	536.454	9.612	193.829	9.925	1548.825	24.540	2.414	1.057
w/o Feature Library	624.267	11.361	221.970	10.082	2442.103	31.452	3.595	1.302
w/o Knowledge Base	641.524	10.819	211.768	9.848	2579.324	32.800	4.486	1.568
w/o Case Library	607.572	10.846	253.103	11.643	1670.633	27.831	3.900	1.476

**Figure 3: Investigate whether the absence of reflection impacts forecasting performance.**

the following reasons: the inability to make appropriate corrections, resulting in uncorrected initial prediction errors; reduced robustness, making the model more susceptible to interference in complex and dynamic environments; and the loss of the ability to model long-range dependencies and temporal context, causing the model to rely solely on the current time step and failing to establish effective connections between time points. Therefore, the reflection mechanism plays a crucial role in time series forecasting by enabling the model to more accurately capture temporal dependencies, maintain contextual consistency, and enhance robustness, ultimately improving forecasting performance.

4.3.3 Key Input-Feature Ablations. The key input features include exogenous variables, timestamps, and attribute information, where attribute information refers to the dataset’s relevant description and variable details. We conducted ablation analysis on these three input features. As shown in the Figure 4, the performance of the Full Model consistently outperforms the other three ablation models. Timestamps serve as crucial contextual information in time series

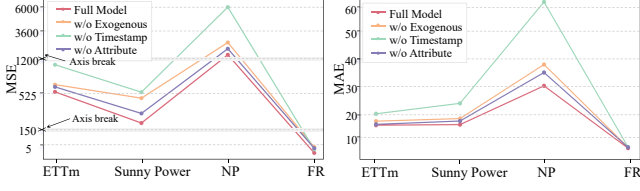


Figure 4: Effect of Exogenous Variables, Timestamps, and Attributes on Model Performance.

Table 3: Comparison of forecasting performance for different backbones across various datasets.

Dataset Metric	DE		PJM		Windy Power	
	MSE	MAE	MSE	MAE	MSE	MAE
GPT-5	193.829	9.925	25.151	3.596	1548.825	24.540
DeepSeek-V3	213.856	10.295	35.136	4.293	1841.589	29.802
Gemini-2.5-pro	227.809	10.691	36.435	4.420	1930.523	30.214

data. Removing timestamps results in a sharp increase in MSE and MAE on datasets such as Windy Power and ETTm, indicating that timestamps are essential for capturing seasonal variations and temporal dependencies. Exogenous variables help the model capture important external changes. Ablating them leads to a significant increase in MSE and MAE, suggesting that the model loses its ability to adapt to external changes, thereby deteriorating performance. Attribute information includes features or additional data used for model inference. Ablation of attribute information affects the model’s performance, particularly on the Windy Power dataset, highlighting the importance of attribute information in improving model performance.

4.4 Exploration Analysis

4.4.1 Forecasting Backbone. To evaluate the effectiveness of different foundational models as forecasting backbones, we conduct a comparative analysis, with the results presented in Table 3. The empirical data reveal a clear performance hierarchy, with GPT-5 demonstrating state-of-the-art results across all three benchmark datasets. Notably, GPT-5 achieves the lowest MSE and MAE in every tested scenario, indicating a more robust and accurate forecasting capability. For instance, on the challenging Windy Power dataset, GPT-5’s MSE is substantially lower than that of DeepSeek-V3 and Gemini-2.5-pro. This consistent superiority suggests that GPT-5’s advanced architecture provides a more powerful foundation for time series analysis and prediction.

4.4.2 Reasoning Strategies. To evaluate the impact of the reasoning strategy, we compared our standard full model, which generates the entire prediction in a single, uninterrupted step, against a two-stage forecasting approach. In the latter method, the model is prompted to output the first half of the forecast, pauses, and is then prompted to generate the remaining second half. The results, presented in Table 4, unequivocally demonstrate that the single-step full model is the superior approach. Across both the BE and Windy Power datasets, the two-stage method consistently yields higher MSE and MAE scores, indicating a significant degradation in forecasting accuracy. This performance drop can be attributed to the disruption

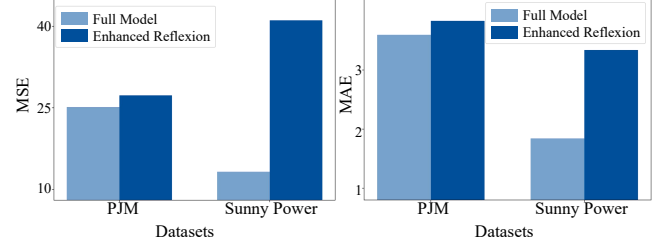


Figure 5: Compare the prediction performance of different reflection mechanisms across different datasets.

Table 4: Performance comparison between the full model and a two-stage forecasting approach.

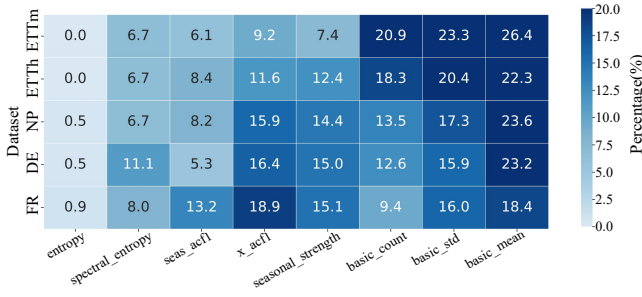
Dataset Metric	BE		PJM		Windy Power	
	MSE	MAE	MSE	MAE	MSE	MAE
Full Model	536.454	9.612	25.151	3.596	1548.825	24.540
Two-stage Forecasting	616.026	10.881	31.872	4.102	2164.368	29.829

of temporal continuity and context. Time series forecasting relies heavily on maintaining long-range dependencies. By artificially segmenting the prediction process, the model’s internal predictive state is interrupted, potentially losing crucial context from the first half when generating the second. This approach is also more susceptible to error accumulation, where any inaccuracies from the first stage become a flawed foundation for the second, leading to compounded errors over the full horizon. Therefore, our findings suggest that a direct, continuous reasoning process is critical for preserving the model’s predictive integrity and achieving optimal forecasting performance.

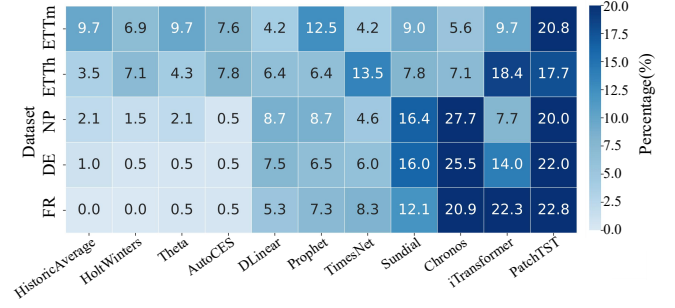
4.4.3 Reflection Mechanisms. To evaluate the impact of the reflection strategy on reasoning and forecasting quality, we compared our standard full model with an enhanced reflection variant. The latter retains the underlying model but introduces a longer reflection chain and performs secondary corrections using historical segments retrieved via timestamp alignment. The results (see Figure 5) clearly show that the single-pass, continuous reasoning model outperforms the enhanced reflection approach. On both the PJM and Sunny datasets, enhanced reflection leads to significantly higher errors. This degradation stems from the disruption of temporal continuity and contextual coherence, which are crucial for modeling long-range dependencies in time series. Timestamp-aligned retrieval may draw on segments generated under different external conditions, causing incorrect anchoring to mismatched seasonal patterns. Moreover, iterative reflection tends to amplify minor baseline errors, leading to compounded deviations. These findings highlight that maintaining a direct and uninterrupted reasoning process is essential for preserving predictive integrity. If reflection is used, it should focus on lightweight, residual-domain adjustments informed by similarity measures and exogenous signals, rather than simply extending the reflection chain or relying solely on timestamp alignment.

4.5 Case Studies

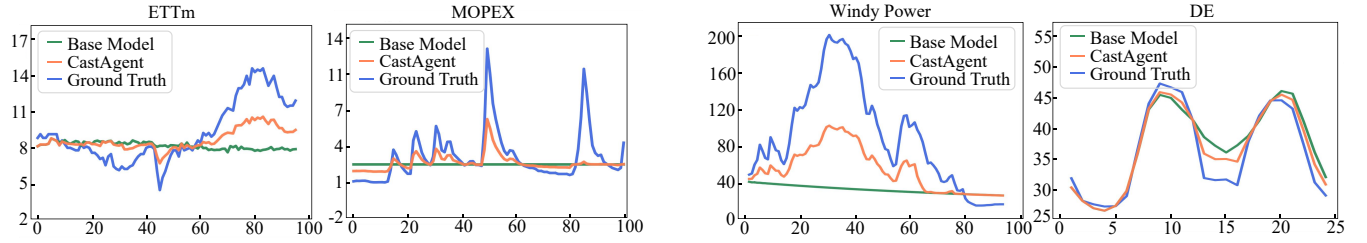
4.5.1 Feature Usage Analysis. To examine how the agent prioritizes different temporal cues, we analyze the feature usage distribution



(a) Feature-level case analysis.



(b) Model-level case analysis.

Figure 6: Visualization of different perspectives in AlphaCast: (a) feature-level case and (b) model-level case.**Figure 7: Comparison of AlphaCast and base model under four datasets.**

across representative datasets, as shown in Figure 6. Each cell indicates the relative frequency with which a feature contributes to the forecasting process. Across all datasets, the agent demonstrates a clear preference for basic statistical descriptors such as basic mean, basic std, and basic count, which serve as stable level and scale indicators. These features form the foundation of the agent’s reasoning, providing domain-agnostic signals that enhance forecasting robustness. Autocorrelation and seasonal indicators (xacf1, seasonal strength) exhibit moderate but consistent importance, particularly in electricity price datasets (e.g., FR and DE), where short-term dependencies play a key role. In contrast, entropy-based measures contribute minimally, suggesting that complexity features offer limited utility in structured, periodic environments. Overall, these results indicate that AlphaCast primarily relies on simple yet reliable statistical cues to guide its forecasting reasoning. This behavior aligns with human expert intuition, emphasizing stable descriptive statistics while selectively integrating temporal dependencies when they enhance predictive continuity.

4.5.2 Prediction Case Analysis. To further illustrate the behavior of AlphaCast, we conduct qualitative case studies across multiple datasets, as shown in Figure 7. Each subplot compares the ground truth with the forecasts produced by the base model and our proposed agent. Across all datasets, AlphaCast consistently generates trajectories that are both smoother and more closely aligned with the ground truth compared to the baseline. In relatively stable domains such as DE and ETTm, the predictions of AlphaCast accurately capture periodic peaks and valleys, maintaining coherence with the underlying temporal structure. For datasets with higher volatility, such as Windy Power and MOPEX, our method remains adaptive to local fluctuations while effectively suppressing noise, leading to improved overall trend consistency. The base model, by

contrast, often exhibits lagged responses or amplitude distortion, particularly when rapid transitions occur. This discrepancy highlights the advantage of the agent-driven forecasting process, where adaptive feature utilization and cross-model reasoning allow the system to dynamically adjust to diverse temporal dynamics. These qualitative observations reinforce the quantitative results reported earlier: the coordinated reasoning mechanism of AlphaCast enhances both accuracy and stability across domains, enabling more faithful reconstruction of complex real-world temporal behaviors.

5 Conclusion

In this work, we present AlphaCast, a human wisdom–LLM intelligence co-reasoning framework that redefines time series forecasting as an interactive cognitive process. AlphaCast enables step-by-step collaboration between human wisdom and LLM intelligence, integrating domain knowledge, contextual cues, and reflective evaluation to support adaptive and interpretable forecasting. The framework operates in two stages—automated preparation, generative reasoning, and reflective assessment—allowing forecasts to be dynamically generated and verified under real-world complexity. Extensive experiments across diverse forecasting tasks demonstrate that AlphaCast consistently improves predictive accuracy over existing baselines. To sum up, we aim to highlight a shift from static one-shot prediction pipelines toward interactive, agent-driven forecasting paradigms. By aligning forecasting with human-like reasoning and verification, AlphaCast offers a promising direction for building more generalizable and context-aware forecasting systems. Future work includes enhancing memory integration, exploring broader domain generalization, and expanding support for autonomous tool use.

References

- [1] Mahdi Abolghasemi, Odkhishig Ganbold, and Kristian Rotaru. 2025. Humans vs. large language models: Judgmental forecasting in an era of advanced AI. *International Journal of Forecasting* 41, 2 (2025), 631–648.
- [2] Abdul Fatir Ansari, Lorenzo Stella, Caner Turkmen, Xiyuan Zhang, Pedro Mercado, Huibin Shen, Oleksandr Shchur, Syama Sundar Rangapuram, Sebastian Pineda Arango, Shubham Kapoor, et al. 2024. Chronos: Learning the language of time series. *arXiv preprint arXiv:2403.07815* (2024).
- [3] Vassilis Assimakopoulos and Konstantinos Nikolopoulos. 2000. The theta model: a decomposition approach to forecasting. *International journal of forecasting* 16, 4 (2000), 521–530.
- [4] Shaojie Bai, J Zico Kolter, and Vladlen Koltun. 2018. An empirical evaluation of generic convolutional and recurrent networks for sequence modeling. *arXiv preprint arXiv:1803.01271* (2018).
- [5] Leo Breiman. 2001. Random forests. *Machine learning* 45, 1 (2001), 5–32.
- [6] Cristian Challu, Kin G Olivares, Boris N Oreshkin, Federico Garza Ramirez, Max Mergenthaler Canseco, and Artur Dubrawski. 2023. Nhits: Neural hierarchical interpolation for time series forecasting. In *Proceedings of the AAAI conference on artificial intelligence*, Vol. 37. 6989–6997.
- [7] Tianqi Chen and Carlos Guestrin. 2016. Xgboost: A scalable tree boosting system. In *Proceedings of the 22nd acm sigkdd international conference on knowledge discovery and data mining*. 785–794.
- [8] Mingyue Cheng, Yiheng Chen, Qi Liu, Zhiding Liu, Yucong Luo, and Enhong Chen. 2025. Instructime: Advancing time series classification with multimodal language modeling. In *Proceedings of the Eighteenth ACM International Conference on Web Search and Data Mining*. 792–800.
- [9] Mingyue Cheng, Zhiding Liu, Xiaoyu Tao, Qi Liu, Jintao Zhang, Tingyue Pan, Shilong Zhang, Panjing He, Xiaohan Zhang, Daoyu Wang, et al. 2025. A comprehensive survey of time series forecasting: Concepts, challenges, and future directions. *Authorea Preprints* (2025).
- [10] Abhimanyu Das, Weihao Kong, Rajat Sen, and Yichen Zhou. 2024. A decoder-only foundation model for time-series forecasting. In *Forty-first International Conference on Machine Learning*.
- [11] Tripti Dimri, Shamsad Ahmad, and Mohammad Sharif. 2020. Time series analysis of climate variables using seasonal ARIMA approach. *Journal of Earth System Science* 129, 1 (2020), 149.
- [12] Jose A Fiorucci, Tiago R Pellegrini, Francisco Louzada, Fotios Petropoulos, and Anne B Koehler. 2016. Models for optimising the theta method and their relationship to state space models. *International journal of forecasting* 32, 4 (2016), 1151–1161.
- [13] Everett S Gardner Jr. 1985. Exponential smoothing: The state of the art. *Journal of forecasting* 4, 1 (1985), 1–28.
- [14] Daya Guo, Dejian Yang, Haowei Zhang, Junxiao Song, Ruoyu Zhang, Runxin Xu, Qihao Zhu, Shirong Ma, Peiyi Wang, Xiao Bi, et al. 2025. Deepseek-r1: Incentivizing reasoning capability in llms via reinforcement learning. *arXiv preprint arXiv:2501.12948* (2025).
- [15] Sepp Hochreiter and Jürgen Schmidhuber. 1997. Long short-term memory. *Neural computation* 9, 8 (1997), 1735–1780.
- [16] Charles C Holt. 2004. Forecasting seasonals and trends by exponentially weighted moving averages. *International journal of forecasting* 20, 1 (2004), 5–10.
- [17] Rob J Hyndman and Yeasmin Khandakar. 2008. Automatic time series forecasting: the forecast package for R. *Journal of statistical software* 27 (2008), 1–22.
- [18] Ming Jin, Shiyu Wang, Lintao Ma, Zhixuan Chu, James Y Zhang, Xiaoming Shi, Pin-Yu Chen, Yuxuan Liang, Yuan-Fang Li, Shirui Pan, et al. 2023. Time-llm: Time series forecasting by reprogramming large language models. *arXiv preprint arXiv:2310.01728* (2023).
- [19] Jesus Lago, Grzegorz Marcjasz, Bart De Schutter, and Rafal Weron. 2021. Forecasting day-ahead electricity prices: A review of state-of-the-art algorithms, best practices and an open-access benchmark. *Applied Energy* 293 (2021), 116983.
- [20] Yuxuan Liang, Haomin Wen, Yuqi Nie, Yushan Jiang, Ming Jin, Dongjin Song, Shirui Pan, and Qingsong Wen. 2024. Foundation models for time series analysis: A tutorial and survey. In *Proceedings of the 30th ACM SIGKDD conference on knowledge discovery and data mining*. 6555–6565.
- [21] Haoxin Liu, Shangqing Xu, Zhiyuan Zhao, Linghai Kong, Harshvardhan Prabhakar Kamarthi, Aditya Sasanur, Megha Sharma, Jiaming Cui, Qingsong Wen, Chao Zhang, et al. 2024. Time-mmd: Multi-domain multimodal dataset for time series analysis. *Advances in Neural Information Processing Systems* 37 (2024), 77888–77933.
- [22] Yong Liu, Tengge Hu, Haoran Zhang, Haixu Wu, Shiyu Wang, Lintao Ma, and Mingsheng Long. 2023. itransformer: Inverted transformers are effective for time series forecasting. *arXiv preprint arXiv:2310.06625* (2023).
- [23] Yong Liu, Guo Qin, Zhiyuan Shi, Zhi Chen, Caiyin Yang, Xiangdong Huang, Jianmin Wang, and Mingsheng Long. 2025. Sundial: A family of highly capable time series foundation models. *arXiv preprint arXiv:2502.00816* (2025).
- [24] Yucong Luo, Yitong Zhou, Mingyue Cheng, Jiahao Wang, Daoyu Wang, Tingyue Pan, and Jintao Zhang. 2025. Time Series Forecasting as Reasoning: A Slow-Thinking Approach with Reinforced LLMs. *arXiv preprint arXiv:2506.10630* (2025).
- [25] Reiichi Nakano, Jacob Hilton, Suchir Balaji, Jeff Wu, Long Ouyang, Christina Kim, Christopher Hesse, Shantanu Jain, Vineet Kosaraju, William Saunders, et al. 2021. Webgpt: Browser-assisted question-answering with human feedback. *arXiv preprint arXiv:2112.09332* (2021).
- [26] Yuqi Nie, Nam H Nguyen, Phanwadee Sinthong, and Jayant Kalagnanam. 2022. A time series is worth 64 words: Long-term forecasting with transformers. *arXiv preprint arXiv:2211.14730* (2022).
- [27] Kin G Olivares, Cristian Challu, Grzegorz Marcjasz, Rafal Weron, and Artur Dubrawski. 2023. Neural basis expansion analysis with exogenous variables: Forecasting electricity prices with NBEATSx. *International Journal of Forecasting* 39, 2 (2023), 884–900.
- [28] Nikhil Pawar, Guilherme Vieira Hollweg, Akhtar Hussain, Wencong Su, and Van-Hai Bui. 2025. Enhancing Forecasting Accuracy in Dynamic Environments via PELT-Driven Drift Detection and Model Adaptation. *arXiv preprint arXiv:2506.14133* (2025).
- [29] Xiangfei Qiu, Jilin Hu, Lekui Zhou, Xingjian Wu, Junyang Du, Buang Zhang, Chenjuan Guo, Aoying Zhou, Christian S Jensen, Zhenli Sheng, et al. 2024. Tfb: Towards comprehensive and fair benchmarking of time series forecasting methods. *arXiv preprint arXiv:2403.20150* (2024).
- [30] John Schaake, Shuzheng Cong, and Qingyun Duan. 2006. *US MOPEX data set*. Technical Report. Lawrence Livermore National Lab.(LLNL), Livermore, CA (United States).
- [31] Timo Schick, Jane Dwivedi-Yu, Roberto Dessi, Roberta Raileanu, Maria Lomeli, Eric Hambro, Luke Zettlemoyer, Nicola Cancedda, and Thomas Scialom. 2023. Toolformer: Language models can teach themselves to use tools. *Advances in Neural Information Processing Systems* 36 (2023), 68539–68551.
- [32] Lydia Shenstone and Rob J Hyndman. 2005. Stochastic models underlying Croston’s method for intermittent demand forecasting. *Journal of Forecasting* 24, 6 (2005), 389–402.
- [33] Ivan Svetunkov, Nikolaos Kourntzes, and John Keith Ord. 2022. Complex exponential smoothing. *Naval Research Logistics (NRL)* 69, 8 (2022), 1108–1123.
- [34] Yashar Talebirad and Amirhossein Nadiri. 2023. Multi-agent collaboration: Harnessing the power of intelligent llm agents. *arXiv preprint arXiv:2306.03314* (2023).
- [35] Xiaoyu Tao, Shilong Zhang, Mingyue Cheng, Daoyu Wang, Tingyue Pan, Bokai Pan, Changqing Zhang, and Shijin Wang. 2025. From Values to Tokens: An LLM-Driven Framework for Context-aware Time Series Forecasting via Symbolic Discretization. *arXiv preprint arXiv:2508.09191* (2025).
- [36] Sean J Taylor and Benjamin Letham. 2018. Forecasting at scale. *The American Statistician* 72, 1 (2018), 37–45.
- [37] Oguzhan Topsakal and Tahir Cetin Akinci. 2023. Creating large language model applications utilizing langchain: A primer on developing llm apps fast. In *International conference on applied engineering and natural sciences*, Vol. 1. 1050–1056.
- [38] Jiahao Wang, Mingyue Cheng, and Qi Liu. 2025. Can slow-thinking llms reason over time? empirical studies in time series forecasting. *arXiv preprint arXiv:2505.24511* (2025).
- [39] Jiahao Wang, Mingyue Cheng, Qingyang Mao, Qi Liu, Feiyang Xu, Xin Li, and Enhong Chen. 2024. Tabletime: Reformulating time series classification as zero-shot table understanding via large language models. *arXiv e-prints* (2024), arXiv–2411.
- [40] Qingsong Wen, Tian Zhou, Chaoli Zhang, Weiqi Chen, Ziqing Ma, Junchi Yan, and Liang Sun. 2022. Transformers in time series: A survey. *arXiv preprint arXiv:2202.07125* (2022).
- [41] Gerald Woo, Chenghao Liu, Doyen Sahoo, Akshat Kumar, and Steven Hoi. 2022. Etsformer: Exponential smoothing transformers for time-series forecasting. *arXiv preprint arXiv:2202.01381* (2022).
- [42] Haixu Wu, Tengge Hu, Yong Liu, Hang Zhou, Jianmin Wang, and Mingsheng Long. 2022. Timesnet: Temporal 2d-variation modeling for general time series analysis. *arXiv preprint arXiv:2210.02186* (2022).
- [43] Haixu Wu, Jiehui Xu, Jianmin Wang, and Mingsheng Long. 2021. Autoformer: Decomposition transformers with auto-correlation for long-term series forecasting. *Advances in neural information processing systems* 34 (2021), 22419–22430.
- [44] Hao Xue and Flora D Salim. 2023. Promptcast: A new prompt-based learning paradigm for time series forecasting. *IEEE Transactions on Knowledge and Data Engineering* 36, 11 (2023), 6851–6864.
- [45] Hui Yang, Sifu Yue, and Yunzhong He. 2023. Auto-gpt for online decision making: Benchmarks and additional opinions. *arXiv preprint arXiv:2306.02224* (2023).
- [46] Shunyu Yao, Jeffrey Zhao, Dian Yu, Nan Du, Izhak Shafran, Karthik Narasimhan, and Yuan Cao. 2023. React: Synergizing reasoning and acting in language models. In *International Conference on Learning Representations (ICLR)*.
- [47] Ailing Zeng, Muxi Chen, Lei Zhang, and Qiang Xu. 2023. Are transformers effective for time series forecasting?. In *Proceedings of the AAAI conference on artificial intelligence*, Vol. 37. 11121–11128.
- [48] Haoyi Zhou, Shanghang Zhang, Jieqi Peng, Shuai Zhang, Jianxin Li, Hui Xiong, and Wancai Zhang. 2021. Informer: Beyond efficient transformer for long sequence time-series forecasting. In *Proceedings of the AAAI conference on artificial intelligence*, Vol. 35. 11106–11115.

A Experimental Details

A.1 Datasets

We conduct short-term forecasting on electricity price forecasting datasets [19], which include five datasets representing different day-ahead electricity markets, each with a sampling frequency of 1 hour. The descriptions of the datasets are as follows: (1) NP represents the Nord Pool electricity market, which records hourly electricity prices and provides corresponding grid load and wind power forecasts. (2) PJM represents the Pennsylvania-New Jersey-Maryland market, which includes zonal electricity prices for the Commonwealth Edison (COMED) area, along with system load and COMED load forecasts. (3) BE represents Belgium’s electricity market, which records hourly electricity prices, Belgium’s load forecasts, and generation forecasts from France. (4) FR represents the electricity market in France, containing hourly electricity prices, along with corresponding load and generation forecasts. (5) DE represents the German electricity market, which records hourly electricity prices, zonal load forecasts in the Amprion TSO area, and wind and solar power generation forecasts.

For long-term forecasting, we used five datasets, and the names and basic descriptions of these datasets are as follows: (1) MOPEX dataset contains time series data from the field of hydrology, providing daily streamflow discharge and four types of meteorological data: Mean Areal Precipitation (MAP), Climatic Potential Evaporation (CPE), Daily Maximum Air Temperature (Tmax), and Daily Minimum Air Temperature (Tmin). Its sampling frequency is 1 day. (2) ETTh1 contains oil temperature data and load features from six electricity transformers, with a sampling frequency of 1 hour. (3) ETTm1 contains oil temperature data and load features from six electricity transformers, with a sampling frequency of 15 minutes. (4) Windy Power dataset comes from the iFLYTEK AI Developer Competition and represents the actual power generation from a wind farm, along with six types of meteorological data: Direct Radiation, Wind Direction at 80m, Wind Speed at 80m, Temperature at 2m, Relative Humidity at 2m, and Precipitation. Its sampling frequency is 15 minutes. (5) Sundry Power dataset also comes from the iFLYTEK AI Developer Competition and represents the actual power generation from another wind farm, including the same six meteorological data points as the Windy Power dataset, with a sampling frequency of 15 minutes. See Table 5 for the dataset description.

A.2 Baselines

Prophet [36]: A statistical model used for forecasting time series data with strong seasonal patterns and historical trends.

Seasonal Naive (SNAIVE): A simple baseline model that uses the last observed value from the same season in the previous cycle as the forecast for the current period.

ARIMA [17]: A widely used statistical model for time series forecasting that combines autoregression, differencing, and moving averages.

CES [33]: A complex exponential smoothing method used to capture seasonal patterns and trends in time series forecasting.

CrostonClassic [32]: A model specifically designed for intermittent demand forecasting, often applied in inventory management.

DynamicOptimizedTheta [12]: An optimization of the Theta

method for time series forecasting, which combines smoothing and trend extrapolation techniques.

HistoricAverage: A simple baseline model that uses the average of historical data as the forecast for future values.

Holter-Winter [16]: A method that applies exponential smoothing to account for seasonality and trends in time series forecasting.

Autoformer [43]: Introduces a decomposition-based Transformer architecture with an auto-correlation mechanism to capture long-term dependencies in time series forecasting.

DLinear [47]: A simple and efficient linear model that decomposes time series into trend and seasonal components, achieving competitive performance with reduced complexity.

PatchTST [26]: Segments time series into patches and applies a channel-independent Transformer to improve long-term forecasting accuracy.

TimesNet [42]: A deep learning model designed for time series forecasting with enhanced representation learning capabilities.

iTransformer [22]: Applies attention mechanisms on inverted dimensions, embedding time points as variate tokens to capture multivariate correlations in time series data.

Chronos [2]: A fundamental time series model that focuses on handling multivariate temporal dependencies for improved forecasting.

TimesFM [10]: A model that applies matrix factorization for modeling multivariate time series with complex patterns.

Sundial [23]: A time series forecasting model that emphasizes efficient handling of long-range dependencies and seasonality patterns.

B Feature Overview

The extracted feature set provides a comprehensive characterization of time-series properties from multiple perspectives. Basic statistical features capture first-order distributional characteristics such as mean, variance, skewness, and kurtosis, offering a quick overview of the series’ shape and scale. Spectral entropy quantifies the signal complexity in the frequency domain, reflecting the degree of regularity or randomness. tsfeatures encompass a diverse collection of time-series descriptors, including autocorrelation-based measures (e.g., acf1, acf10, and their differenced variants) for temporal dependence, entropy as an alternative complexity metric, and indicators such as lumpiness, flat_spots, and crossing_points that capture structural heterogeneity and regime shifts. Finally, seasonal strength measures the dominance of seasonal patterns over residual variation, enabling the model to distinguish between strongly seasonal and weakly seasonal behaviors. Together, these 20 features form a rich statistical-temporal-spectral representation that supports downstream forecasting model selection, feature-based clustering, and uncertainty assessment.

Table 5: Dataset descriptions. Ex. and En. are abbreviations for the Exogenous variable and Endogenous variable, respectively. The dataset size is organized in (Train, Validation, Test).

Dataset	#Num	Ex. Descriptions	En. Descriptions	Sampling Frequency	Dataset Size
NP	2	Grid Load, Wind Power	Nord Pool Electricity Price	1 Hour	(10224,1584,3024)
PJM	2	System Load, SyZonal COMED load	Pennsylvania-New Jersey-Maryland Electricity Price	1 Hour	(10224,1584,3024)
BE	2	Generation, System Load	Belgium’s Electricity Price	1 Hour	(10224,1584,3024)
FR	2	Generation, System Load	France’s Electricity Price	1 Hour	(10224,1584,3024)
DE	2	Wind power, Ampirion zonal load	German’s Electricity Price	1 Hour	(10224,1584,3024)
ETTh1	6	Power Load Feature	Oil Temperature	1 Hour	(8544,1344,2544)
ETTh1	6	Power Load Feature	Oil Temperature	15 Minutes	(16896,2496,4896)
Windy Power	6	Meteorological Variables	Power Generation	15 Minutes	(16896,2496,4896)
Sunny power	6	Meteorological Variables	Power Generation	15 Minutes	(16896,2496,4896)

Table 6: Overview of Datasets