

# “It’s trained by non-disabled people”: Evaluating How Image Quality Affects Product Captioning with VLMs

KAPIL GARG, University of California, Irvine, USA  
 XINRU TANG, University of California, Irvine, USA  
 JIMIN HEO, University of California, Irvine, USA  
 DWAYNE R. MORGAN, University of California, Irvine, USA  
 DARREN GERGLE, Northwestern University, USA  
 ERIK B. SUDDERTH, University of California, Irvine, USA  
 ANNE MARIE PIPER, University of California, Irvine, USA



Fig. 1. Example images taken by blind and low-vision people featuring common household products. While all of the products in these images are visually recognizable by sighted people, common image quality issues, such as blur, framing, and rotation, make them difficult for vision-language models (VLMs) to recognize. In fact, no VLMs tested in this study (GPT-4.1, Gemini 2.5 Flash, Llama 3.2 90B, and Molmo 72B) were able to fully and accurately recognize the products in these images.

Vision-Language Models (VLMs) are increasingly used by blind and low-vision (BLV) people to identify and understand products in their everyday lives, such as food, personal products, and household goods. Despite their prevalence, we lack an empirical understanding of how common image quality issues, like blur and misframing of items, affect the accuracy of VLM-generated captions and whether resulting captions meet BLV people’s information needs. Grounded in a survey with 86 BLV people, we systematically evaluate how image quality issues affect captions generated by VLMs. We show that the best model recognizes products in images with no quality issues with 98% accuracy, but drops to 75% accuracy overall when quality issues are present, worsening considerably as issues

Authors’ Contact Information: Kapil Garg, kapilg@uci.edu, University of California, Irvine, Irvine, California, USA; Xinru Tang, xinrut1@uci.edu, University of California, Irvine, Irvine, California, USA; Jimin Heo, heoj4@uci.edu, University of California, Irvine, Irvine, California, USA; Dwayne R. Morgan, dwaynem@uci.edu, University of California, Irvine, Irvine, California, USA; Darren Gergle, dgergle@northwestern.edu, Northwestern University, Evanston, Illinois, USA; Erik B. Sudderth, sudderth@uci.edu, University of California, Irvine, Irvine, California, USA; Anne Marie Piper, ampiper@uci.edu, University of California, Irvine, Irvine, California, USA.



This work is licensed under a Creative Commons Attribution 4.0 International License.  
 © 2025 Copyright held by the owner/author(s).  
 Manuscript submitted to ACM

Manuscript submitted to ACM

compound. We discuss the need for model evaluations that center on disabled people’s experiences throughout the process and offer concrete recommendations for HCI and ML researchers to make VLMs more reliable for BLV people.

CCS Concepts: • **Human-centered computing** → **Empirical studies in HCI**; **Empirical studies in accessibility**.

Additional Key Words and Phrases: blind and low-vision (BLV), image captioning, product identification, image quality, VLM, LLM

#### ACM Reference Format:

Kapil Garg, Xinru Tang, Jimin Heo, Dwayne R. Morgan, Darren Gergle, Erik B. Sudderth, and Anne Marie Piper. 2025. “It’s trained by non-disabled people”: Evaluating How Image Quality Affects Product Captioning with VLMs. In *Proceedings of Anonymus*. ACM, New York, NY, USA, 35 pages. <https://doi.org/0000000.0000000>

## 1 Introduction

Blind and low-vision (BLV) people regularly use automated (e.g., Microsoft Seeing AI, Be My AI, TapTapSee) and human-powered (e.g., Aira, Be My Eyes) tools to understand visual information [7, 64, 103, 112]. While Vision-Language Model (VLM)-based<sup>1</sup> image captioning research has focused on many types of content (e.g., social media photos, scenes, objects) [21, 76, 82, 90], one widely-studied use case is to support BLV people in identifying products, such as packaged foods and household goods. As such, AI tools and their underlying VLMs are becoming more integral to how BLV people perform a variety of everyday tasks, from grocery shopping and cooking to cleaning and personal care [7, 103, 112]. Yet, we know little about BLV people’s real-world experiences using these tools for product identification or how well VLMs accurately identify products in naturalistic images, in which objects of interest may be blurry, rotated, or out of frame.

Despite the enthusiasm towards VLM-based captioning tools for identifying and understanding products, three challenges complicate their real-world use and evaluation. First, extensive prior work has studied and introduced VLM-based captioning tools to help BLV people understand objects and products in their environment [7, 103, 112]. We know less about what factors (e.g., privacy, accuracy, safety) shape their decision to turn to automated systems versus humans and their experience with captioning errors using existing tools (e.g., Be My AI, Seeing AI). Second, VLM-based image captioning tools work best when BLV users take and upload high-quality photos, a known challenge for BLV people [27, 30, 46]. Prior work identifies various image quality issues (e.g., blur, rotation, framing, lighting) [30, 46], automatically detects such distortions [27], and introduces techniques to help BLV people take better photos [50, 61, 83, 96, 106]. However, limited prior work examines how BLV people assess image quality issues with existing VLM tools and perceive their impact on captions [51]. Third, interview studies with BLV people indicate that pervasive image quality issues affect whether images are captioned accurately [7, 123], but the relationship between image quality factors and the accuracy of resulting product captions has yet to be analyzed systematically. Prior datasets examine the prevalence of image quality issues, but evaluation of these issues remains coarse (e.g., determining whether an image is captionable or not) [27, 30, 46]. Moreover, existing evaluation approaches for image captions focus on how well a generated caption aligns with a reference text. This can result in false positives where a caption seems reasonable even when it contains serious errors or is missing critical information. Understanding how pervasive image quality issues affect generated captions among state-of-the-art VLMs is critical, given that these models are used in a wide range of assistive technologies and research prototypes [21, 22, 48, 52, 82, 108].

To help bridge these gaps in the literature, this paper examines challenges in using VLM tools to identify and understand products through two complementary efforts. First, we report results from a survey with 86 BLV people,

<sup>1</sup>We use “VLMs” to refer to tools like ChatGPT or Gemini that integrate vision language models and are colloquially known as “AI”. We use “AI” in the survey study (Section 3) since participants may be unfamiliar with “VLMs” versus “AI”.

which details their experiences and perspectives on captioning product images with existing VLM-based tools. More than half of survey respondents emphasized using only AI tools (over human assistance) when personal privacy matters most, and roughly two-thirds said they would most often just use AI when reading a label on a food item, identifying personal care products or toiletries, and identifying an unknown item in their home. Taking a good photo remains the hardest part of the process for many participants (echoing [51, 61]). Even with current tools that provide photo-taking guidance (e.g., SeeingAI, Be My AI), detecting and resolving image quality issues remains challenging. Moreover, the most frequently experienced error in captions of product images involves missing critical information, such as product brand names and ingredients, which may be obscured when images have quality issues.

Building on our survey findings, we then develop a structured annotated dataset of naturalistic product images (based on the VizWiz dataset [27, 47]) and use it to evaluate the extent to which four VLMs (GPT-4.1, Gemini 2.5 Flash, Llama 3.2 90B, and Molmo 72B) are robust to common image quality issues. All VLMs were proficient at product identification for high-quality images (i.e., without blur, rotation, framing, or other issues) taken by BLV people, with accuracy rates of 95% or better for GPT and Gemini. Performance for all VLMs drops substantially for low-quality images, with the best model, GPT, only achieving an accuracy of 75%. Accuracy is even lower when images have multiple image quality issues, with GPT dropping down to 69% for these images; see Figure 1. Our regression analysis confirms that all models are sensitive to image quality issues and specific content (e.g., cans with rounded labels, nutritional facts text panel) that reduces performance, but also informs us about which image quality issues specific models are more susceptible to and should be a focus to improve their performance.

This paper makes three primary contributions to the accessibility and HCI literature. First, we provide further empirical evidence of BLV people’s preferences and experiences with VLM-based tools for captioning images of products, underscoring the continued need for improvements in real-world product captioning applications. Second, we discuss the complexities of disability-centered approaches to model evaluation, including task and data selection, annotation procedures, and determining which models and metrics to use. Our work not only benchmarks the performance of four widely-used VLMs, which underlie many modern-day accessibility tools, but it also provides an example of how to approach the evaluation of VLMs that center on BLV people’s information needs. Third, we provide concrete recommendations for making VLMs more reliable for BLV people at all stages of the development pipeline, including data curation, improving model performance, and addressing captioning errors.

## 2 Background

Describing images for BLV people has been a long-standing research area in HCI. Historically, on-demand human assistance was the primary way for BLV people to access visual information about their environment. These include remote interpretation services, like Aira [5], that connect the caller with a trained visual interpreter, and crowdsourcing-based systems, including VizWiz [16] or Be My Eyes [12], that ask a paid worker or volunteer to describe an image or video. More recently, advances in computer vision have enabled machines to provide such descriptions (e.g., [110]). For example, early versions of Seeing AI from Microsoft combined various deep learning techniques for computer vision and natural language processing to describe images [70].<sup>2</sup> More recently, vision-language models (VLMs) have exploded in prevalence and capability, with many tools that support image description, like ChatGPT, Gemini, and Be My AI, all using variants of these models. Given their ubiquity, our work focuses on understanding these technologies in the context of BLV people’s need for product identification, and their limitations when describing degraded images.

<sup>2</sup>Architecture details for Seeing AI are sparse, but the original system’s release date suggests it lacked attention-based mechanisms found in modern VLMs.

## 2.1 How Blind and Low-Vision People Use VLMs for Image Understanding

Image captioning is a well-studied task in computer vision that aims to generate descriptive text for images and has led to extensive work within accessible computing [47, 60, 76, 82, 100]. It is often studied alongside other visual tasks such as visual question answering [16, 19], object recognition [55, 83, 106], and image obfuscation [6]. With the introduction of VLMs, researchers are exploring many new applications of image captioning for BLV people, such as context-aware captions for web images [82], assisting with image editing [22], and real-time scene interpretation of live environments [21, 23, 41, 124]. Of these applications, object recognition is a core aspect of visual access tasks [117], and it represents a critical need among BLV people [17]. Significant efforts have been dedicated to helping BLV people identify objects [40], including personal belongings [83, 106] and specific products [50].

More broadly, a large body of work has studied how VLMs perform at object recognition. Modern VLMs are largely performant on zero-shot image classification benchmarks like ImageNet [33] and MSCOCO [26, 68] that include a broad set of objects to identify [72]. When VLMs fail, recent work suggests that failures are not due to inference-time (e.g., prompts; decoding strategies) or training-time issues (e.g., learning objective) but rather to limited data frequency for the objects the model is trying to identify [120]. Despite this interest, little work has studied what happens when VLMs fail because the image is distorted, rather than if the model lacks knowledge about its contents.

## 2.2 Understanding and Addressing Image Quality Issues

A key issue in using VLMs for blind people’s visual needs lies in the photos they take. Gurari et al. [46] revealed two challenges presented in VizWiz related to image quality: (1) taking high-quality photographs is challenging for blind users; and (2) many visual questions posed by blind users remain unanswered because the images fail to capture the relevant objects [46]. While these “low-quality” images are often treated as edge cases (labeled as “other” [17], excluded in analysis [47], or treated as a direction for future work [21]), they make up a significant portion of the photos taken by blind individuals [30]. Image quality has been identified as a major challenge in both model development [47] and user interactions [123], leading to issues with annotation [15, 45, 97, 115] and poor model performance [123]. For example, Davis et al. [30] analyzed 265 medication package images from the VizWiz dataset, showing only 46% were legible. The prevalence of low-quality images has made image quality assessment a stand-alone task in developing image captioning tools for BLV individuals [27].

Recognizing the importance of image quality, considerable efforts have been made to support BLV people in taking photos that both VLMs and humans can caption, with training and instruction playing a crucial role in data collection for model development [55, 83, 96, 106]. Various techniques have been explored to improve data collection, such as using video feeds to capture objects [83, 106], taking sequential photos of objects [55], and sending notifications when objects are out of frame [83]. While training may help, BLV users may still find it hard to properly orient objects or unintentionally capture private content in the background [96, 106]. They may also be uncertain about what to do even when they know objects are poorly framed [50]. Across this literature, the emphasis is on having BLV people produce “high-quality” images for recognition. Despite the importance of image captioning, prior work has yet to systematically understand how image quality issues affect BLV people’s experiences using VLMs and their associated accuracy.

## 2.3 BLV People’s Perspectives on AI Errors

There is growing awareness among BLV people regarding errors that result from using AI tools, leading to many creative and adaptive strategies to identify them [3, 7, 90, 103]. Yet, identifying errors in some cases is still hard for



BLV people. For example, when using a prototype object recognizer to identify common food items (e.g., soda, bags of chips, canned foods), BLV participants were only able to identify half of the object recognition errors, even with successive attempts, potentially due to objects’ similarity in shape and size [51]. Moreover, most platforms provide little support for helping BLV users understand errors, such as confidence rates or multiple likely image descriptions [3, 7]. In addition, perceived inaccuracy in image captioning is often amplified by external factors such as low-quality images or unreliable internet connectivity [123]. When users encounter delays or fail to receive meaningful responses, they may view the system as inaccurate or untrustworthy, even if the underlying AI model is functioning properly [123]. As more products integrate VLMs into accessibility applications for BLV people (e.g., [21, 52]), it is critical to understand how robust they are to issues of accuracy in everyday tasks, such as identifying household products or goods where details matter and captioning errors can affect one’s health and safety.

### 3 Study 1: Understanding Preferences and Experiences with AI-based Captioning of Product Images

To understand how image quality issues relate to errors during captioning, we first aim to understand BLV people’s experiences using VLM-based tools to identify and understand products, such as household goods and foods. This study extends prior work on how BLV people use AI tools for object recognition [50, 51] as well as tradeoffs between using AI and human assistance based on privacy risks [98, 99], social norms [63, 103], and other factors.

#### 3.1 Method

We conducted an online survey with 86 BLV people who use AI tools for image captioning tasks. To clarify the distinction between varying kinds of captioning support, the survey first asked about the general use of (1) *human-assistance* through remote sighted interpreting services that provide crowdsourced support (e.g., Be My Eyes) or a trained visual interpreter (e.g., Aira), (2) *accessibility-specific AI tools* (e.g., Microsoft Seeing AI, Be My AI, TapTapSee, Access AI), and (3) *general-purpose AI tools* (e.g., OpenAI’s ChatGPT, Google’s Gemini, Anthropic’s Claude AI). It then focused on their use of AI tools to identify and understand products, which we defined as “packaged items and objects, such as foods, toiletries, cleaning supplies, and other household goods.” The survey then covered their preferences for using AI tools compared to human alternatives and experiences using AI to understand products (e.g., taking photos, image quality issues, captioning errors). We pilot tested the survey for accessibility, question wording, and length, and revised it accordingly. Complete survey questions are provided as supplementary material.

The survey was hosted via Google Forms due to its accessibility for screen reader users and was open in March 2025. Participants were recruited through email lists maintained by the research team as well as the National Federation of the Blind (NFB) [2] and the American Foundation for the Blind (AFB) [1]. In addition to using AI tools for image captioning tasks, eligible participants must identify as blind or low-vision, be age 18 or older, use a screen reader to access digital content, speak English, and reside in the United States. Upon confirming eligibility, participants were invited to take the survey. Participants provided consent before beginning. Each participant received a \$20 Amazon card after completing the survey. The survey study was approved by our university IRB.

We received 97 survey responses, which were reviewed by the research team for duplicates and quality issues (e.g., answers that were spam-like or lacked variation). Eleven responses were removed, resulting in a total sample of 86. Our sample had more respondents who identified as women (n=58, 67.4%) than men (n=24, 27.9%) or non-binary (n=4, 4.7%). Most participants were aged 39-49 (n=44, 51.2%) or 50-64 (n=25, 29.1%), with smaller groups reporting age 18-29 (n=9, 10.5%) and 65 or older (n=8, 9.3%). Roughly 67.4% (n=58) of participants identified as white, with some identifying as Asian (n=16, 18.6%), Black or African American (n=9, 10.5%), and/or Native American or Alaska Native or Native

Table 1. Total number of survey respondents who used various accessibility-specific and general-purpose VLM-based tools for identifying products in photographs they took.

Type	Tool	Percent of Respondents (Count)
Accessibility-focused	Be My AI	76.7% (66)
	Microsoft Seeing AI	69.8% (60)
	AI captioning in screen reader	51.2% (44)
	Access AI	30.2% (26)
	TapTapSee	26.7% (23)
	Google Lookout	11.6% (10)
	WayAround	7.0% (6)
General-purpose	ChatGPT	38.4% (33)
	Ray-Ban Meta Glasses	29.1% (25)
	Google Gemini	15.1% (13)
	Microsoft Copilot	12.8% (11)
	Claude AI	4.7% (4)
	Clarifai	1.2% (1)

Hawaiian (n=3, 3.5%). Seven percent (n=6) identified as Hispanic, Latino, or Spanish. More than 80% (n=72) of our sample had earned their bachelor’s degree or higher.

### 3.2 Analysis

We present descriptive statistics of survey questions in the findings below. Where appropriate, we compare the experience of BLV users and different tools or image quality issues that affect image captioning. We use a Mann-Whitney U Test because the data being compared is defined on an ordinal (Likert) scale [79]. We also present excerpts of quotes from open-ended responses that provide additional context for our interpretations.

### 3.3 Results

Most participants (76.7%, n=66) reported using AI tools to identify and understand products on a weekly basis or more, and half (n=43) used remote, sighted visual interpreting applications for such purposes on a weekly basis or more. More than half of the participants indicated using Be My AI (76.7%, n=66), Microsoft Seeing AI (69.8%, n=60), and AI captioning built into screen readers (51.2%, n=44) to identify and understand products (see Table 1). Among general-purpose AI tools, participants reported using ChatGPT (38.4%, n=33), Ray-Ban Meta Glasses (29.1%, n=25), and other tools. Below, we detail their preferences and challenges with AI tools for identifying products.

*3.3.1 AI captioning is preferred for identifying food, personal products, and items in the home.* Building on previous research showing that BLV people move across human and AI assistance for access [3, 7, 103], our findings reveal their preferences and the trade-offs they consider when choosing between the two sources (see Figure 2, left). When considering common scenarios for product identification, roughly two-thirds of the participants said they would almost always or most often only use AI when reading a label on a food item (68.6%, n=59), identifying personal care products or toiletries (67.4%, n=58), and identifying an unknown item in their home (64%, n=55). Surprisingly, more than 45% of participants (n=39) said they would almost always or most often just rely on AI for reading a medication label, despite multiple AI tools having warnings about such use. Fewer participants said they would mainly rely on AI when

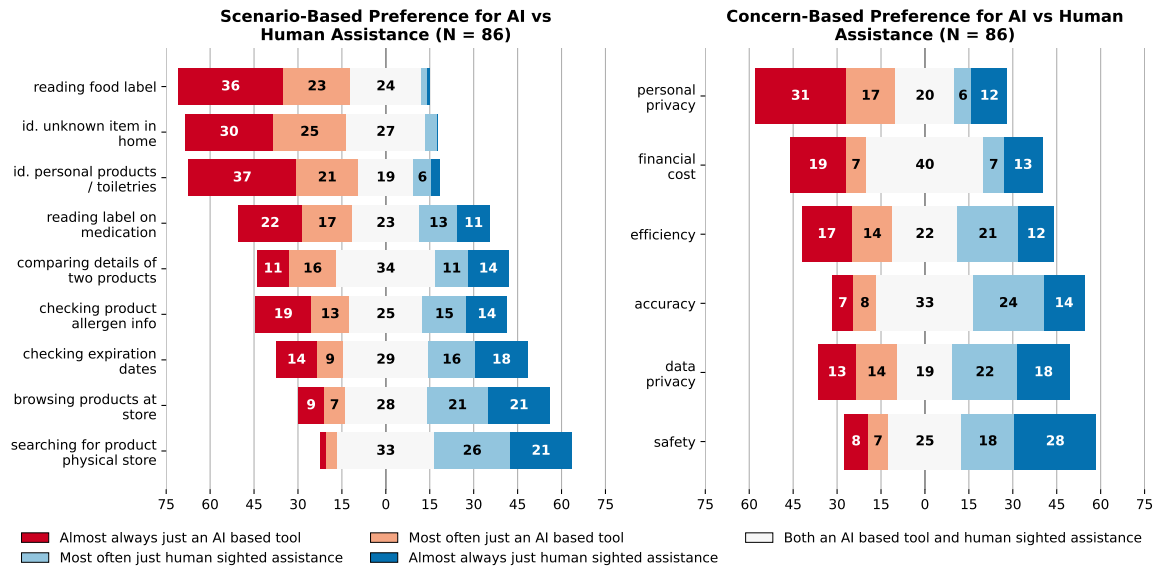


Fig. 2. Divergent stacked bar charts show the distribution of reported responses for scenario-based preferences for AI vs human assistance (*left*) and concern-based preferences for AI vs human assistance (*right*). The x-axis shows the number of participants indicating each response. Bar labels 5 and under are hidden due to bar size.

checking allergen information on products (37.2%,  $n=32$ ), comparing the details of two products side by side (31.4%,  $n=27$ ), or checking expiration dates on products (27.6%,  $n=23$ ). Although there has been prior work on object recognition when grocery shopping [58, 111, 122], half of the participants said they leaned towards just relying on human-sighted assistance when searching for a specific product at a physical store (54.7%,  $n=47$ ) or browsing in a physical store (48.8%,  $n=42$ ). The cost of searching in a large space was a key reason for this preference, with participants explaining that in a grocery store “a human can often infer or already know where to go. Would take longer with just AI.”

Echoing prior work that highlights concerns about social norms [98, 99], more than half of the participants (55.8%,  $n=48$ ) said they would most often or almost always only use AI to caption products when personal privacy matters most (see Figure 2, right). The most cited concerns include feeling embarrassed discussing personal matters with real people and the potential misuse of their personal information. In contrast, more participants indicated they would most often rely on human assistance when data privacy mattered most (46.5%,  $n=40$ ). Several people noted the dilemma between personal and data privacy, saying, “it’s a catch-22: go with AI-generated [services] where they store a photo, or a person who could be sitting there copying down my information,” which led to varying priorities regarding the associated risks. People were seen as a greater direct risk due to the potential for bad human actors (e.g., “If I ask a human, someone will know”), while AI tools presented a broader indirect risk (e.g., “A human has a limited number of people they could potentially share the information with, but AI means more companies can access your data”). Like data privacy, most participants leaned towards just using human-sighted assistance when safety (53.5%,  $n=46$ ) and accuracy (44.2%,  $n=38$ ) mattered most, as humans were generally seen as more reliable in these areas, especially when there was a clear and specific need, such as counting or reading text.

**3.3.2 Photo taking is the longest and most difficult part of captioning.** To understand participants’ experience using AI tools for product captioning tasks, we asked them about their captioning process. Considering the tool they used

most, nearly half of the participants (47.7%,  $n=41$ ) said it took 2-4 minutes to get the information they wanted, with others saying it took 0-1 minutes (27.9%,  $n=24$ ) or 5-9 minutes (19.8%,  $n=17$ ). Two-thirds of participants (67.1%,  $n=49$ ) said taking a good photo was the hardest part of the process, and roughly half (45.9%,  $n=34$ ) said it took the longest. Multiple photos were often needed, with most participants (62.8%,  $n=54$ ) saying 2-3 photos; fewer needed just one photo (23.3%,  $n=20$ ) or more than four photos (10.5%,  $n=9$ ). For some participants, taking photos was difficult due to physical disabilities, which made it hard to hold the camera steady. Participants described learning to take photos over time, including learning from how Aira interpreters guide them to angle their camera and adjust the environment for visual captioning.

**3.3.3 Current tools make it difficult to assess and resolve image quality issues.** Difficulties in the photo-taking process can lead to poorer-quality photos that affect a VLM’s caption quality. We asked participants about their perceived impact of image quality issues on the quality of AI-generated captions for products (see Figure 3, left); responses were rated on a 4-point scale from 1 = “not at all” to 4 = “to a great extent” with the option of, “I am not sure”, which are removed in the analysis below. Overall, BLV users perceived image quality issues of framing ( $M = 3.54$ ,  $sd = 0.71$ ), blur ( $M = 3.5$ ,  $sd = 0.69$ ), and distance to object ( $M = 3.45$ ,  $sd = 0.6$ ) as those that affected caption quality the most, followed by hand placement and position ( $M = 3.35$ ,  $sd = 0.74$ ), lighting ( $M = 3.15$ ,  $sd = 0.71$ ) and rotation ( $M = 3.13$ ,  $sd = 0.74$ ). We also examined the differences between Seeing AI and Be My AI, as the sample size for other tools was too small for comparison. We found that framing was the only image quality issue whose perceived impact on caption quality was different across tools, with Seeing AI rated as being more impactful than Be My AI ( $M_{\text{Seeing AI}} = 3.79$  vs.  $M_{\text{Be My AI}} = 3.39$ ;  $p = 0.0076$ ,  $U = 529.5$ ;  $n_{\text{Seeing AI}} = n_{\text{Be My AI}} = 28$ ).

Given the known challenges associated with photo taking, multiple AI captioning tools have features to help BLV users understand image quality issues and adjust their camera during captioning. We asked how well these tools helped participants assess image quality issues (see Figure 3, right), using the same scale as the impact of image quality. BLV people found framing ( $M = 2.75$ ,  $sd = 0.90$ ), blur ( $M = 2.74$ ,  $sd = 0.94$ ), and rotation ( $M = 2.58$ ,  $sd = 0.85$ ) as the quality issues the tools helped them assess the best, followed by lighting ( $M = 2.35$ ,  $sd = 0.96$ ), distance ( $M = 2.22$ ,  $sd = 0.82$ ), and hand position ( $M = 2.12$ ,  $sd = 0.80$ ). We observed a significant difference between Seeing AI and Be My AI in how well they help assess whether an image is blurry (Be My AI more than Seeing AI;  $M_{\text{Seeing AI}} = 2.27$  vs.  $M_{\text{Be My AI}} = 2.92$ ;  $p = 0.0147$ ,  $U = 191.5$ ;  $n_{\text{Seeing AI}} = 26$ ,  $n_{\text{Be My AI}} = 24$ ), or if the product is obscured by hand positioning (Be My AI more than Seeing AI;  $M_{\text{Seeing AI}} = 1.81$  vs.  $M_{\text{Be My AI}} = 2.26$ ;  $p = 0.0297$ ,  $U = 198.5$ ;  $n_{\text{Seeing AI}} = 26$ ,  $n_{\text{Be My AI}} = 23$ ). Notably, the average scores for assessing each quality issue are between “Very Little” and “Somewhat”, suggesting that the tools could do more to make quality issues apparent to BLV people.

BLV people’s open-ended responses here suggest that the built-in features to assess image quality issues have mixed effectiveness. Seeing AI, for example, provides beeping sounds to help users move an object or product barcode into view of the camera. When asked about this feature, 14 people shared positive comments (e.g., “Does a great job of letting me know when the object is in full view” and “This really helps me when adjusting the angle of the camera and increases my confidence”). However, 27 people shared negative or mixed experiences with this feature, mentioning that it is not always accurate regarding alignment, it is hard to rotate objects to find the barcode, making slight adjustments and holding one’s hand steady is problematic, and the feedback can be misleading (e.g., forcing the camera to put a whole object in view when only a small portion is of interest). One person said, “Basically, it’s a game of hot and cold, it takes some trial and error every time to get it right, unless you have a good sense of where the barcode is.” The remainder said they have not used this feature ( $n=21$ ) or did not answer the question.

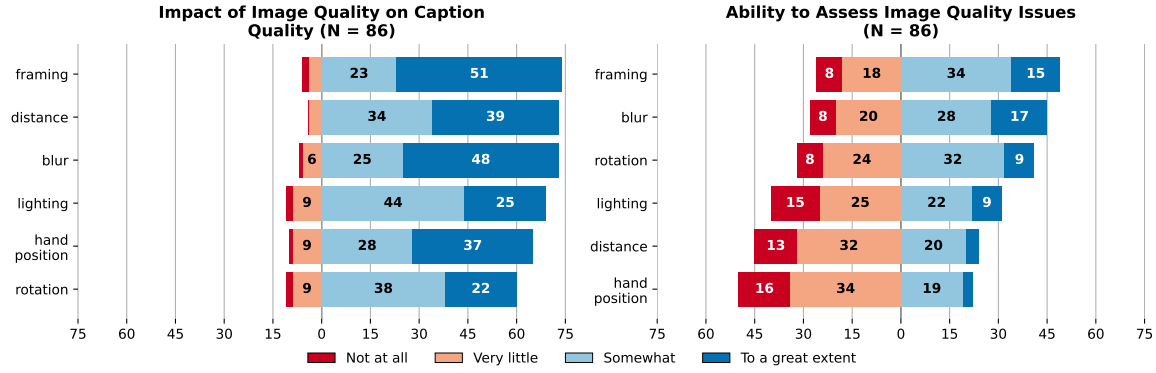


Fig. 3. Divergent stacked bar charts show the distribution of reported responses for perceived impact of image quality issues on caption quality (*left*) and the ability to assess a quality issue in their image (*right*). The x-axis shows the number of participants indicating each response. “I am not sure” responses are removed. Bar labels 5 and under are hidden due to bar size.

Despite offering more detailed feedback for uploaded photos, Be My AI similarly received a mixed response, e.g., suggesting users take a new picture, contact a volunteer, or ask questions like whether the photo is out of focus [13]. Of the 47 people who commented on the feedback feature, 26 had positive experiences. Others ( $n=21$ ), however, provided mixed or negative comments, often mentioning that they found the feedback limited, lacking clear guidance on how to resolve issues, and still requiring trial and error. One person said, “It’s good to know the photo is not clear enough, but tough to figure out sometimes if it’s a lighting, placement, or angle issue.” Another commented, “It’s really just overall not helpful...the devs still really don’t get it. It’s not enough to just say the photo’s not good quality; you have to tell someone how to solve for that. Many of us have been blind since birth, and how to deal with photos completely escapes us.” Another challenge was only receiving feedback after the photo was taken, with multiple participants suggesting that the tool provide more detailed, real-time feedback on framing, lighting, and orientation.

Finally, we asked participants to rate their confidence in knowing why a photo is not good enough when the tool says it is not good enough to caption or returns a similar error. On average, participants rated themselves as between “slightly confident” and “somewhat confident” ( $M = 2.39$ ,  $sd = 0.97$ ). Only six participants said they were “very confident” or “extremely confident” in knowing why an image was not good enough. There were no significant differences between Be My AI and Seeing AI for confidence ratings.

**3.3.4 Captions frequently lack important detail and contain inaccurate information.** Although prior work indicates BLV people expect error-prone output from AI tools [3, 7, 103], we know less about the specific kinds of errors they experience when captioning products and their relative frequency. Given this, we asked participants how frequently they experienced various types of errors with the AI tool they used most (1 = “Never” to 6 = “Very Frequently”; see Figure 4). On the whole, participants reported the greatest frequency of errors that involved accurate captions that are *missing critical information* ( $M = 3.82$ ,  $sd = 1.20$ ). Other frequently experienced errors were captions that are *not accurate* ( $M = 3.24$ ,  $sd = 1.12$ ) and product captions that are only *partially correct* ( $M = 3.32$ ,  $sd = 1.06$ ). They somewhat less frequently experienced captions that *include extra incorrect details* ( $M = 3.01$ ,  $sd = 1.25$ ) and captions that are *completely made up* ( $M = 2.66$ ,  $sd = 1.41$ ). There were no significant differences in perceived frequency of errors between users of Seeing AI and Be My AI. When asked how frequently they verify output regarding products with a human

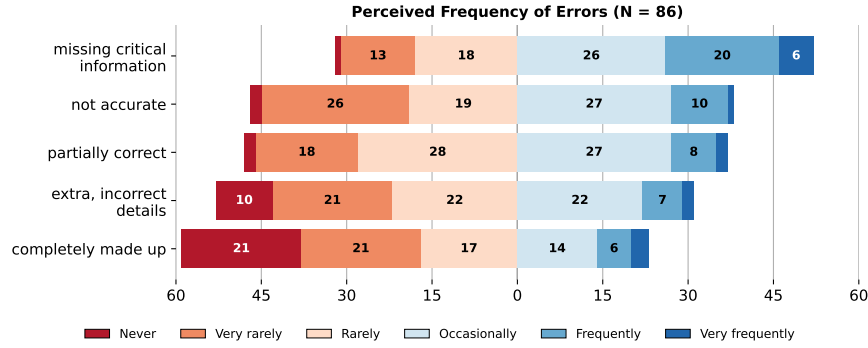


Fig. 4. Distribution of perceived frequency of various types of errors in image captions when describing products. The x-axis shows the number of participants indicating each response. Bar labels 5 and under are hidden due to bar size.

visual interpreter or other sighted person, more than half of the participants said “rarely” or less ( $M = 3.44$ ,  $sd = 1.27$ ). This aligns with Hong and Kacorri’s findings on the overall verification frequency [51].

Many participants described captions that were *missing critical information* and lacking details they were specifically searching for, especially regarding brand names, varieties, and ingredients. Respondents said, “I’m trying to find out the color of a lipstick I want to wear, it may capture every bit of info other than the color name, which is very frustrating,” and “There are many times that Seeing AI does not find the exact title of my yogurt.” Others described receiving accurate information about the general product but lacking needed specificity, such as “AI just says that the product is ‘beans’ but doesn’t specify what type of beans,” and “I was trying to find out if I was holding a pack of pork chops or neck bones... It would only tell me it was a package of meat.”

In addition to captions frequently missing critical information, participants described captions that were *not accurate* (e.g., recognizing a pregnancy test as a pen, a pair of boots as food item, protein bars as stuffing mix, green beans as spark plugs) as well as *partially correct*, such as getting the product type correct but the specific details wrong (e.g., garlic powder as turmeric spice, frozen shrimp as frozen chicken, agave nectar as maple syrup). Partially correct captions can be more difficult for BLV people to assess and have significant impacts. One person recalled Be My Eyes AI correctly identifying a lotion bottle but getting the specific variety wrong, saying it “left a horrible white cast on my skin, which I didn’t notice until someone told me.” Another explained that canned pears were identified as canned peaches and that, while both are canned fruits, such errors could be fatal: “My husband is very allergic to peaches, and this probably would have meant a Benadryl shot for him if he’d gotten the wrong product.” Similarly, one person said, “It has told me completely different names of medicines than what is printed on the packet,” highlighting yet another case where accurate details are essential. Respondents identified these errors based on their life experience (e.g., “it seemed like it was taking me way too long to finish the prescriptions and then I called the pharmacy to verify” and “It told me a name of medicine I knew I never had.”), or by asking sighted people. Either way, people became cautious when using AI for life-threatening situations, and turned to other people or used more tested alternatives (e.g., Script Talk for medications, which uses RFID technology).

Survey respondents also provided insight into how product design and packaging affect caption accuracy, confirming prior work regarding medical product packaging [30]. Many of these errors stem from package designs that are difficult to photograph effectively, particularly those with rounded or reflective surfaces (e.g., “It won’t read...all instructions on

rounded bottles like eye drop bottles,” and “It usually takes more time and lots of rotating the can to piece together the information I’m looking for”).

### 3.4 Final Reflections

Near the end of the survey, we asked BLV people what they would like to communicate to researchers and developers building these tools. Respondents across the board emphasized accuracy and precision, saying “I need accuracy and precise captions,” “Be more specific!” and “Please please be sure your tools are accurate. Especially if people are using it for life-reliant things like medicine.” Others emphasized frustration (e.g., “It’s really frustrating that I have to go through so many hoops just to be able to find out what’s in a box or can”) and that there is more work to be done, saying developers need to “Take time to understand the specific use cases and needs that are unique to users who are blind or low vision.” Another suggested that many of the issues BLV people are facing with such tools are because underlying models are typically “trained by non-disabled people, [and] show implicit bias toward disabled people.” Their final reflections underscore the importance of evaluating how the image quality issues BLV people contend with daily—which are often set aside in research—affect whether VLMs can accurately identify products with the level of detail that BLV people need for safe and effective use.

## 4 Study 2: Evaluating VLM Captions for Product Understanding

Given the pervasive challenges with using VLMs to identify products, we systematically examine how image quality issues affect a VLM’s ability to identify them correctly and in detail.

### 4.1 Challenges in Evaluating VLMs’ Product Captioning Performance

We initially conducted experiments using Gurari et al.’s VizWiz Image Captioning dataset [47], but encountered three challenges. First, captions from crowd workers varied in whether they correctly identified products and the level of detail provided, making it difficult to assess whether a VLM was performing poorly or we lacked accurate product identification data against which to benchmark the caption. Second, existing metrics for measuring caption quality—like BLEU [88], METEOR [10], ROUGE [67], CIDEr [109], SPICE [9], and BERTScore [119]—primarily measure *text alignment* and thus are unreliable for evaluating *correctness* of captions in providing information that supports accurate product identification. Adding images to such measures (e.g., VILBERTscore [59], TIGER [54], SCAN [62]) or using reference-free measures (e.g., CLIPScore [49]) can help, but degraded images can be a confound in the score and obscure how well the caption identifies products. These challenges motivated us to develop a dataset with verified annotations to determine whether products were correctly identified in captions.

### 4.2 Method

**4.2.1 Data Selection.** To create a dataset focused on products, we start with Gurari et al.’s VizWiz Image Captioning dataset [47], which includes five crowd worker-provided image captions on photos taken by blind people, and Chiu et al.’s VizWiz Image Quality Assessment dataset [27], which includes annotations on image quality issues by five crowd workers. Using their training dataset (23,431 images), we first filter based on the captionability of images, where humans can confidently provide a caption, indicating that image quality issues are not severe enough to prevent image description. We select these data by including images where  $\text{unrecognizable} \leq 2$  (i.e., two or fewer people could not provide a caption; conversely, three to five raters provided a caption). Upon inspection of the dataset, we noticed that

most images of products included text; thus, we only included images where captioners identified text in the image as a heuristic for products. This resulted in a filtered dataset of 14,398 images (61.5% of the original dataset).

We then created two subsets of data. First, we focused on *high-quality* images of products without quality issues. This dataset is a benchmark for how well VLMs perform at product identification on natural images. We selected images where 4 or 5 raters flagged the image as having no issues, and at most 1 person flagged each image quality issue, resulting in 2,599 images (11.1% of the original). Second, we created a dataset of *low-quality images*, where 4 or 5 raters flagged the image having an *image quality* issue (blur, rotation, framing, obstruction, or being too bright or too dark), resulting in 5,432 images (23.2% of the original). This dataset corresponds to images where human captioners felt confident providing a caption despite identifying image quality issues that could hinder captioning.

Given our aim to understand how accurately VLMs identify products, we then identified images that appeared to contain products by manually reviewing all images. Four researchers reviewed all images in each subset. They excluded images that did not include products, such as nondescript boxes or pictures of rooms in the home. We excluded images of computer screenshots, currency, printed papers, books, CDs, DVDs, clothing, and unpackaged electronic devices. These were, on the whole, difficult for annotators to objectively verify, such as identifying an article of clothing or the name of a book based on a page of its text.<sup>3</sup> We also excluded any images where more than one product is pictured. For the high-quality images specifically, we also eliminated any product images with even mild distortions (e.g., camera blur; lens flares) to ensure the subset was completely free from image quality issues. This resulted in a high-quality subset of 729 images and a low-quality subset of 1,696 images.

**4.2.2 Data Annotation.** Our survey results showed that BLV people want specific product information when selecting foods, medicines, and personal products. We developed a three-part annotation scheme consisting of:

- Product: the generic term for the product (e.g., cereal, soup, meal, medication).
- Brand: any detectable brand information (e.g., Betty Crocker, Kraft, Great Value, Kellogg’s).
- Variety: details about the type, flavor, or variety (e.g., peanut, low sodium)

A team of four researchers manually annotated each image using this structure. When annotating a product, researchers reviewed the image and human captions; if unsure, researchers also searched online for product images or noted they were unsure about the image, so another researcher could look. The image was excluded from the dataset if researchers were uncertain about the pictured product. For example, we excluded images that only showed product barcodes or did not have visible details required for product verification. To ensure the validity of product annotations, a second researcher then reviewed and confirmed agreement with each image and annotation. Any discrepancies were flagged for discussion, and if no agreement was reached, the image was removed from the dataset. To enable consistency in product naming, the research team aimed for the most specific name within the product (e.g., granola instead of cereal, Sprite instead of soda) and included both brand and sub-brand names when available. When possible, we include known flavor or ingredient details (e.g., vanilla soymilk; chicken with potatoes and green beans) and details related to dietary needs or potential allergies (e.g., zero-sugar Gatorade, peanut butter granola bars). This detailed and validated labeling is distinct from coarse data labels of objects and products in prior work [46, 55]. This process resulted in a final dataset of 1,859 images annotated with product details, including 729 high-quality images and 1,130 low-quality images. See Appendix B, Table 7 for the number of images where 0-5 crowd workers identified an image quality issue.

<sup>3</sup>While these are real-world cases where objects are ambiguous and valuable to identify, we require images with clear, correct, and assessable annotations to understand how VLMs fail (our focus), where more ambiguous or hard to verify examples could create a confound in our analysis.



During data annotation, researchers also noted *product properties* that may affect caption quality, including when labels were rounded (e.g., on cans, bottles) or contained large panes of text (e.g., nutrition label, back of box recipes) by double-coding if a product had one or both properties. We identified 671 (36.1% of our dataset) products with rounded labels, 175 (9.4%) with large text panels, and 49 (2.6%) with both characteristics (e.g., back of a can).

Finally, two researchers observed that while the agreement of two crowd workers on the presence of blur or framing issues effectively captured issue quality, it did not for rotation. Therefore, the researchers recoded rotation as an orientation beyond 45 degrees from the product’s natural axis—depending on the product’s top and bottom (such as a can) and text orientation—marking the image as rotated if both agreed. Table 5 includes selected examples of product images showcasing various image quality issues; additional examples can be found in Figure 1 and Appendix C.

**4.2.3 Generating Captions From VLMs.** We used four different VLMs to generate captions for our dataset. We include GPT-4.1 since the three most commonly used AI tools in our survey—Seeing AI [14], Be My AI [11], and OpenAI’s ChatGPT [86]—all use a GPT-4 class model from OpenAI. We include Google’s Gemini 2.5 flash, another frequently used model. Finally, we include two recently released open-source models: Llama from Meta [44]<sup>4</sup> and Molmo from the Allen Institute for AI [31], which both exhibit comparable performance to closed-source industry models on benchmarks. We include open-source models since BLV people in our survey and prior work [98, 99] expressed concerns about data privacy when using LLMs—which open models can address when run locally. Moreover, open-source models provide access to model architecture, training regime, and sometimes training data (for Molmo), which affords greater flexibility in improving performance than closed-source models. For GPT-4.1, we used OpenAI’s API and selected the gpt-4.1-2025-04-14 model checkpoint for reproducibility [87]. For Gemini 2.5 Flash, we used Google’s API for gemini-2.5-flash [43]; Google does not provide a more specific model checkpoint. For Llama and Molmo, we used Llama-3.2-90B-Vision-Instruct [80] and Molmo-72B-0924 [8] from Hugging Face, with 4-bit quantization.<sup>5</sup> Llama and Molmo were run locally on two NVIDIA RTX A6000 GPUs. For all models, we set temperature = 1.0 and top\_p = 0.95 to balance determinism and randomness of output generation<sup>6</sup>, and max\_new\_tokens = 500 for generated tokens to allow for detailed captions. Before generating captions, images were converted to PNG with the alpha channel removed—since some VLMs can perform poorly with transparent images—but no additional processing was done (e.g., blur reduction; image super-resolution). For brevity, we refer to these models as "GPT", "Gemini", "Llama", and "Molmo" in the rest of the paper.

We instructed each VLM to provide a caption for an image with the same prompt; see Appendix A. We developed our prompt following best practices [85] and by taking inspiration from prior work using VLMs to describe images for BLV people [21, 53, 82]. We focused on prompting the VLM to identify key features, such as the object, product type, brand names, and variety details essential to understanding the product in the image while abstaining from vague language.

**4.2.4 Dataset Coding.** As the final step in our dataset creation process, we manually coded each VLM-generated caption for correctness. We performed human coding due to the issues with existing captioning metrics (see Section 4.1) and because LLM-as-judges—while correlating well with human judgment for simple question-answer tasks [125]—may be falsely lenient on more open-ended tasks, like slightly incorrect product descriptions (e.g., Coke Zero versus Diet Coke) [104]. All VLM captions were anonymized to reduce potential bias during coding (i.e., Model A, B, C, D), and

<sup>4</sup>The Ray-Ban Meta Glasses, the most used general-purpose AI tool after ChatGPT, are also powered by a version of Llama [81]

<sup>5</sup>We tested the smaller Llama-3.2-11B-Vision-Instruct and Molmo-7B-0-0924 with 16-bit precision, but found that the larger, quantized models performed better while fitting within our compute limitations. Prior work suggests that performance loss is marginal with 4-bit quantization [35, 38].

<sup>6</sup>We tested various temperature (0 - 1.0) and top\_p (0 - 1.0) settings. temperature had little effect on product identification quality. In contrast, top\_p caused more noisy captions above 0.95 (the default for our models). These settings are similar to prior work that has used VLMs for captioning [20, 84].

any image metadata (e.g., whether it was high-quality versus low-quality; quality issues) was hidden, aside from the product annotations. The order of images was also randomized to reduce any ordering effects.

Four researchers were involved in coding the accuracy of the four VLM captions for each of the 1,859 images in our dataset (7,436 captions in total). Before coding, the research team met and developed a coding scheme that allowed for minor spelling mistakes and term variation (e.g., soda vs. soft drink; chips vs. crisps) but was strict on key details (e.g., brand and sub-brand; ingredients when describing food variety). Captions were marked as incorrect if there were major hallucinations (e.g., 12 ounces reported as 12-pack, for a soda can) or contained errors that changed their meaning (e.g., grilled chicken instead of fried chicken). The researchers each coded a sample of 50 random images with all VLM captions (200 captions total). IRR was computed using Krippendorff alpha, with an agreement of 0.859. Following the training period, the four researchers independently coded the remaining images, marking ones they were unsure about as "maybe". The team reviewed and discussed these and other challenging cases.

**4.2.5 Analytical and Statistical Approach.** The first step in our analysis was to assess the overall accuracy of VLMs for identifying products across the range of image attributes and quality issues previously identified. Here, we computed descriptive statistics to reveal how often each VLM correctly identified products across each image quality type, image quality issue, and product properties.

The next stage of our analysis applied inferential statistics to determine how different types of image degradations and product properties influence each VLM’s ability to accurately identify products. We modeled this relationship over a series of logistic regressions. We began with a single model that included all images and captions for each VLM. This allowed us to assess overall patterns in how the VLMs performed with degraded images, and to make direct statistical comparisons of performance across VLMs. The model predictors included binary variables capturing image quality dimensions (blur, framing, and rotation)<sup>7</sup>, product image properties (rounded label, text panel), and a categorical factor representing the VLMs (GPT, Gemini, Llama, Molmo). We binned each image quality variable as either true (if 2–5 crowd workers reported the issue) or false (if 0–1 workers did). Because image quality issues co-occur [27], we included all two- and three-way interactions among image quality issues, two-way interactions between image quality issues and product properties, and two-way interactions between image quality issues and the VLM factor.

Our final analyses fit a set of individual logistic regression models for each VLM, independently. This allows us to more clearly delineate and assess how a given VLM’s performance degrades across different image quality issues. The predictors in these models include image quality dimensions (blur, framing, and rotation) and all 2- and 3-way interactions among them; product properties were excluded, as they resulted in poorer model fit.

We used the Akaike Information Criterion (AIC) metric during model development to compare candidate models and determine final model parameterizations. The AIC metric assesses the balance between model fit and complexity, penalizing models with excessive numbers of parameters to avoid overfitting. We also checked for and observed no outliers in the dataset nor evidence of multicollinearity in the final models (all variance inflation factor (VIF) scores were less than five). Statistical modeling was performed using R (v 4.5.1) [105]. Tables 4 and 6 present the regression results as logits (i.e., log-odds); below, we report these as the percentage change in the odds of correctly identifying products (i.e.,  $100 * (\exp(\text{logit}) - 1)$ ) for interpretability.

---

<sup>7</sup>We excluded the variables for obstruction, too dark, and too bright from the analysis due to extreme class imbalance and an insufficient number of true cases, which violate the assumptions required for reliable model estimation. See Table 2, Low-Quality, Single Issue, Row “Other Quality Issues”.

## Evaluating How Image Quality Affects Product Captioning with VLMs

Table 2. VLM accuracy for identifying products, given different image quality issues present. All models perform well on high-quality images taken by BLV people. However, accuracy drops sharply as image quality issues compound.

Image Type	Image Quality Issue	Num. Images	GPT	Gemini	Llama	Molmo
High-Quality	None	729	717 (98.4%)	699 (95.9%)	629 (86.3%)	635 (87.1%)
Low-Quality Overall	All Issues	1130	846 (74.9%)	806 (71.3%)	498 (44.1%)	411 (36.4%)
Low-Quality, Single Issue	Blur	143 (12.7%)	112 (78.3%)	114 (79.7%)	72 (50.4%)	72 (50.4%)
	Framing	250 (22.1%)	210 (84.0%)	190 (76.0%)	141 (56.4%)	127 (50.8%)
	Rotation	55 (4.9%)	49 (89.1%)	48 (87.3%)	39 (70.9%)	20 (36.4%)
	Other Quality Issues	12 (1.1%)	11 (91.7%)	9 (75.0%)	7 (58.3%)	5 (41.7%)
	Single Issue Total	460 (40.7%)	382 (83.0%)	361 (78.5%)	259 (56.3%)	224 (48.7%)
Low-Quality, Multiple Issues	Blur and Framing	242 (21.4%)	173 (71.5%)	163 (67.4%)	86 (35.5%)	85 (35.1%)
	Blur and Rotation	75 (6.6%)	43 (57.3%)	50 (66.7%)	27 (36.0%)	14 (18.7%)
	Framing and Rotation	146 (12.9%)	110 (75.3%)	105 (71.9%)	69 (47.3%)	42 (28.8%)
	Blur, Framing, and Rotation	132 (11.9%)	84 (63.6%)	84 (63.6%)	35 (26.5%)	22 (16.7%)
	Other Co-Occurring Issues	75 (6.6%)	54 (72.0%)	43 (57.3%)	22 (29.3%)	24 (32.0%)
	Multiple Issues Total	670 (59.3%)	464 (69.3%)	445 (66.4%)	239 (35.7%)	187 (27.9%)

Table 3. VLM’s product identification accuracy is not always affected by rounded labels, like canned foods, or text panels, like nutrition labels. Compared to images with no rounded label or text panel, GPT, Gemini, and Llama have little to no performance loss for rounded label only and text panel only on high- or low-quality images; on all images, Molmo’s performance drops when only text panels are in the image. Gemini, Llama, and Molmo all have performance drops when a rounded label and text label are present (e.g., nutrition label on a can), for all images.

Image Type	Product Image Property	Num. Images	GPT	Gemini	Llama	Molmo
High-Quality	Overall (All Images)	729	717 (98.4%)	699 (95.9%)	629 (86.3%)	635 (87.1%)
	Without Rounded Label or Text Panel	356 (48.8%)	350 (98.3%)	338 (94.9%)	302 (84.8%)	311 (87.4%)
	Rounded Label Only	334 (45.8%)	329 (98.5%)	325 (97.3%)	294 (88.0%)	294 (88.0%)
	Text Panel Only	30 (4.1%)	29 (96.7%)	29 (96.7%)	26 (86.7%)	23 (76.7%)
	Rounded Label and Text Panel	9 (1.2%)	9 (100%)	7 (77.8%)	7 (77.8%)	7 (77.8%)
Low-Quality	Overall (All Images)	1130	846 (74.9%)	806 (71.3%)	498 (44.1%)	411 (36.4%)
	Without Rounded Label or Text Panel	706 (62.5%)	520 (73.7%)	499 (70.7%)	303 (42.9%)	248 (35.1%)
	Rounded Label Only	288 (25.5%)	225 (78.1%)	210 (72.9%)	137 (47.6%)	122 (42.4%)
	Text Panel Only	96 (8.5%)	70 (72.9%)	70 (72.9%)	41 (42.7%)	29 (30.2%)
	Rounded Label and Text Panel	40 (3.5%)	31 (77.5%)	27 (67.5%)	17 (42.5%)	12 (30.0%)

### 4.3 Findings

**4.3.1 VLMs Struggle to Correctly Identify Products When Images Are Degraded.** All VLMs struggled to provide accurate captions for degraded images (see Table 2). For high-quality images taken by BLV people, GPT and Gemini performed well, recognizing 98.4% and 95.9% of products, respectively. Accuracy for open-source models drops slightly for high-quality images, with Molmo correctly recognizing 87.1% and Llama recognizing 86.3%. Performance for all VLMs drops substantially for low-quality images, with the best model, GPT, only achieving an accuracy of 74.9%. While Gemini only performed slightly worse than GPT (recognizing 71.3%), Llama and Molmo fared much worse, with Llama accurately identifying 44.1% of products in images and Molmo 36.4%.

What’s more, accuracy is even worse when images have multiple distortions, with GPT dropping down to 69.3% for these images, Gemini to 66.4%, Llama to 35.7%, and Molmo to 27.9%. While identifying over two-thirds of products

in images with image quality issues may not seem problematic, the stakes for misidentifying products are higher for BLV people, especially for products with health or safety-related issues. For instance, Davis et al. showed how medical packaging presents a challenging task for VLMs and is a case where knowing the correct medicine and dosage is critical [30]. Moreover, images with multiple degradations are common in our dataset, at nearly 60% of all low-quality images, and 36% of the entire dataset.

Recognizing products with rounded labels is a challenge more generally [30], as is identifying products based on a large panel of text – which may be further distorted by image quality issues. However, we found that these product properties do not always affect the studied VLMs (see Table 3). For high-quality images with only rounded labels or only text panels, GPT, Gemini, and Llama have little to no performance loss compared to high-quality images with neither (maximum drop of 1.6%, for GPT on text panels only). For low-quality images, performance loss for these models was similar (maximum drop of 0.3%, for GPT on text panels only). Molmo has a larger performance drop for text panels in high-quality images (87.4% to 76.7%) and low-quality images (35.1% to 30.2%). The studied VLMs seem more susceptible to product images with rounded labels and text panels. While GPT was unaffected, Gemini, Llama, and Molmo all dropped to 77.8% for high-quality images; similar drops occurred for low-quality images (67.5%, 42.5%, and 30.0%, respectively). We suspect these drops related to text panels are due to the VLMs overfocusing on visible text details. Recent work has suggested that VLMs can become conflicted between text and visual details, incorrectly overfocusing on text [32]. Molmo did this frequently, where in one instance it labeled a carton of “O Organics almond milk” as “Horizon Organic” due to reading “organics”, despite completely different package designs.

**4.3.2 Effects of Image Quality on Product Identification Accuracy across VLMs.** Our regression results reveal that image quality issues impact all VLMs and their ability to identify products; see Table 4. All image quality variables (blur, framing, rotation) were statistically significant and negative, indicating that their presence would make the studied VLM more likely to incorrectly identify a product. Blurred images were the most likely to be incorrect, reducing the odds of correct product identification by 87.8%. We hypothesize that all four VLMs are trained on high-quality (i.e., not blurry) images, never learning to handle blurred images during inference. In examples of blurred images, we observe discrepancies in identifying the product generally versus providing necessary details for BLV (see Table 5, row 1-2)<sup>8</sup>. For example, GPT and Gemini correctly identify a box of Chewy Lemonhead & Friends candy, while Llama only identifies “Lemon Heads” (missing “& Friends” sub-brand) and that it is candy (missing “chewy” variety). Molmo is similar, missing sub-brand and variety details. This suggests that VLMs can capture large, easily readable text, such as brand labels, that is more resistant to distortion than fine-text details (e.g., food flavor). In another example, only GPT can correctly identify a can of Great Value light red Kidney Beans; Llama can identify the brand, but it, Gemini, and Molmo all fail to identify kidney beans.

Framing was the second most problematic image quality issue across models, reducing the odds of correct product identification by 83.7%. Specific examples from show that framing issues even affect the identification of common U.S. brands (e.g., Tide detergent, Sprite Zero), which almost certainly occur frequently in the internet-scale training data for these models; see Table 5, row 3-4. What makes framing interesting is how well VLMs fill in or infer what the rest of the content should be. Each VLM was varied in this regard. For example, GPT and Gemini could fill in “Tid” and “DS” for Tide Pods, while Llama could fill in “Tide” and Molmo filled in neither (despite recognizing it was laundry detergent). However, no models could fill in “Sprite”.

<sup>8</sup>We focus our examples here on brands from English-speaking countries, primarily the U.S., given that these models should perform the best on such products. While our dataset includes brands from English-speaking countries outside the U.S. (e.g., crisps in the U.K.), these examples are sparse and less likely to be in training data for models built by U.S. companies.







Table 4. Logistic regression model across all images and VLMs, which shows us general challenges VLMs face when describing degraded images. The model coefficients represent logits (i.e., log-odds). p-value significant at: \* 0.05; \*\* 0.01; \*\*\* 0.001.

Independent Variable	Estimate
(Intercept)	3.6034***
Blur = True	-2.1073***
Framing = True	-1.8052***
Rotation = True	-1.6092***
Rounded Label = True	0.0917
Text Panel = True	-0.5243**
Model = Gemini	-0.5534**
Model = Llama	-1.7173***
Model = Molmo	-1.7796***
Blur and Framing = True	1.1486***
Blur and Rotation = True	0.5870*
Framing and Rotation = True	0.9986***
Blur, Framing, and Rotation = True	-0.5225
Blur and Rounded Label = True	0.0641
Framing and Rounded Label = True	-0.1759
Rotation and Rounded Label = True	0.5894**
Blur and Text Panel = True	-0.1116
Framing and Text Panel = True	0.8122***
Rotation and Text Panel = True	-0.1858
Blur = True and Model = Gemini	0.4101*
Blur = True and Model = Llama	0.1539
Blur = True and Model = Molmo	0.2540
Framing = True and Model = Gemini	-0.1021
Framing = True and Model = Llama	0.0442
Framing = True and Model = Molmo	0.0183
Rotation = True and Model = Gemini	0.3811*
Rotation = True and Model = Llama	0.3073
Rotation = True and Model = Molmo	-0.4852*
Null deviance (df = 7435)	9023.3
Residual deviance (df = 7408)	6964.0
AIC	7020.0

Finally, rotation was the least problematic image quality issue, reducing the odds of correct product identification by 80%. Qualitatively, we found that rotation makes it harder for VLMs to understand fine text details—which often includes key details about the product—compared to larger attributes, like brand text and logos, or well-known varieties (e.g., Diet for Coke); see Table 5, row 5-6. For product and variety details, we saw that GPT, Llama, and Molmo failed to identify the product (herb tea) and brand (Bigelow) of a K-Cups pod, while Gemini was correct. In the second example of Select Choice Chewy granola bars, all models identified the product (granola bars) and variety (chewy, with chocolate chips), but only GPT correctly recognizes the brand.

As shown earlier, co-occurring quality issues can drop performance, and are common in BLV people’s photos [27], complicating the challenge of using VLMs to identify products. The regression results reveal a significant interaction effect for blur by framing ( $p < 0.001$ ), blur by rotation ( $p < 0.05$ ), and framing by rotation ( $p < 0.001$ ). Inspecting the

Table 5. Examples of blurred (rows 1-2), misframed (3-4), and rotated (5-6) product images where VLMs struggle to correctly identify products. Captions were required to have accurate product, brand, and variety information to be coded as correct. Captions were shortened for presentation purposes only, indicated by [...].

Image	Annotation	GPT	Gemini	Llama	Molmo
	<b>Product:</b> candy <b>Brand:</b> Lemonhead & Friends <b>Variety:</b> chewy	[Correct] Box of <b>Chewy Lemonhead &amp; Friends candy</b> , assorted fruit flavors, with a yellow background and cartoon fruit characters on the front.	[Correct] A rectangular yellow box of <b>Chewy Lemonhead &amp; Friends candy</b> . The box has a yellow background with a vertical rainbow stripe on the right side. The words " <b>Chewy Lemonhead &amp; Friends</b> " are printed in large, colorful letters on the front of the box. [...]	[Incorrect] Product Information: - Object Type: Box - Product Type: <b>Candy</b> - Brand: Lemon Head - Variety: Lemon [...]  <b>Missing:</b> - <b>brand: Lemonhead &amp; Friends</b> - <b>variety: chewy</b>	[Incorrect] Bag of Lemonhead <b>candy</b> featuring 4 fruity flavors, displayed against a wooden background.  <b>Missing:</b> - <b>brand: Lemonhead &amp; Friends</b> - <b>variety: chewy</b>
	<b>Product:</b> kidney beans <b>Brand:</b> Great Value <b>Variety:</b> light red	[Correct] Can of <b>Great Value light red kidney beans</b> , with a white label and image of kidney beans on the front.	[Incorrect] A metal can of Dole brand sliced strawberries in syrup. The can is white with red and blue lettering. The top of the can features the Dole logo in blue, with the words "sliced red sweet strawberries" beneath it in red. Below the text is an image of several red strawberries in syrup.  <b>Missing:</b> - <b>product: beans</b> - <b>brand: Great Value</b> - <b>variety: light red kidney</b>	[Incorrect] The object is a can. The can is white with blue text and a red image on it. The can is a soup can, specifically a tomato soup can. The can is from the <b>Great Value</b> brand. The can is 14.5 ounces. The can is white, rectangular, and has a red image of tomatoes on it.  <b>Missing:</b> - <b>product: beans</b> - <b>brand: Great Value</b> - <b>variety: light red kidney</b>	[Incorrect] Cylindrical white can containing Honeysuckle Hill Turkey Chili, featuring blue text and an image of cooked ground meat  <b>Missing:</b> - <b>product: beans</b> - <b>brand: Great Value</b> - <b>variety: light red kidney</b>
	<b>Product:</b> laundry; detergent <b>Brand:</b> Tide <b>Variety:</b> PODS	[Correct] Plastic bag of <b>Tide Pods laundry detergent</b> , featuring the <b>Tide</b> brand logo with orange, yellow, and purple color patterns and the word "detergent" in multiple languages.	[Correct] A <b>Tide PODS laundry detergent</b> package. It is a large, rectangular, plastic pouch with a red background and orange, yellow, and blue stripes. The word "détérgent" is printed in white letters on the front of the package.	[Incorrect] The product is a red plastic container with a yellow and orange label, featuring the brand name <b>Tide</b> in large white letters. [...] The label features the brand name prominently at the top, with the words " <b>detergent</b> " and "détergente" written in smaller text below it. [...]  <b>Missing:</b> - <b>product: laundry</b> - <b>variety: PODS</b>	[Incorrect] A round <b>laundry detergent</b> container with red coloring, featuring the letter 'e' on the left side and a bullseye-like circle with a blue wave in the center. The word 'detergent' is written in three languages.  <b>Missing:</b> - <b>brand: Tide</b> - <b>variety: PODS</b>
	<b>Product:</b> soda / soft drink <b>Brand:</b> Sprite <b>Variety:</b> zero; 12-pack	[Incorrect] Twelve-pack of Dr Pepper <b>Zero soda</b> in 12 fluid ounce cans, blue packaging with white and light blue text and bubble graphics.  <b>Missing:</b> - <b>brand: Sprite</b>	[Incorrect] A 12-pack of 12-ounce cans of Pepsi <b>Zero Sugar</b> . The packaging is a blue cardboard box with the word "zero" printed in white.	[Incorrect] Product Description - Object Type: Blue cardboard <b>12-pack</b> - Product Type: <b>Soft drink</b> - Brand: Pepsi - Variety: <b>Zero Sugar</b> - Visual Features: + Color: Blue + Size: 12 cans, 12 fluid ounces each  <b>Missing:</b> - <b>brand: Sprite</b>	[Incorrect] Pepsi <b>Zero soda 12-pack</b> . Royal blue packaging with white text displaying brand name and product details. Case contains 12-12 fl oz cans (144 fl oz total). Zero sugar variety. Packaged in a cardboard box.  <b>Missing:</b> - <b>brand: Sprite</b>
	<b>Product:</b> herb tea <b>Brand:</b> Bigelow <b>Variety:</b> I love lemon	[Incorrect] Yellow plastic bottle cap from a Bickford's <b>I Love Lemon</b> Iced Tea bottle. The text on the cap mentions the flavor (Lemon), product type (Iced Tea), and brand (Bickford's). The cap is round with textured yellow plastic.  <b>Missing:</b> - <b>product: herb tea (incorrectly identified as iced tea)</b> - <b>brand: Bigelow</b>	[Correct] A yellow K-cup for <b>Bigelow I Love Lemon Herb Tea</b> . The lid is covered with a textured pattern. Purple text on the lid reads, "Bigelow I Love Lemon Herb Tea," with "Le citron... j'adore!" printed below it.	[Incorrect] Yellow plastic container with circular shape and slightly raised edges. The brand name "BIGZIONY" is written in purple letters at the bottom of the container. The container has a textured surface and features purple text, including "Love, Lemon" and "High Tea", which are likely product labels or descriptions. [...]  <b>Missing:</b> - <b>product: herb tea</b> - <b>brand: Bigelow</b> - <b>variety: I love lemon</b>	[Incorrect] Blue rectangular box of Land O'Lakes butter. Yellow circular lid on top with purple print. Text includes 'Land O'Lakes', 'Since 1921', 'Buttery', 'Smooth', 'Taste', 'Quality', 'From our family of farm owners to yours', '5 pounds', 'One pound rolls', '454 grams', 'Made in USA', 'Land O'Lakes, Inc.', 'Arden Hills, MN 55112'.  <b>Missing:</b> - <b>product: herb tea</b> - <b>brand: Bigelow</b> - <b>variety: I love lemon</b>
	<b>Product:</b> granola bars <b>Brand:</b> Select Choice <b>Variety:</b> chewy; chocolate chip	[Correct] Box of <b>Select Choice Chewy Chocolate Chip Granola Bars</b> , 5 bars, each weighing 1.25 ounces. The box is mostly red with a picture of a granola bar containing oats and chocolate chips.	[Incorrect] A rectangular red cardboard box of Quaker <b>Chewy Chocolate Chip granola bars</b> , 5 bars, 4.4 ounces (125 grams). The box is 6 inches long and 5 inches wide. The front of the box shows the "chewy" logo in white letters. Below the logo, a white box with red text reads "SELECT CHOICE." [...]  <b>Missing:</b> - <b>brand: Select Choice</b>	[Incorrect] The product is a red and white box of <b>granola bars</b> . The box is rectangular, with a red base and a white top. The brand name "Chewy" is written in brown letters on the front of the box. The variety is " <b>Chocolate Chip</b> ," which is written in white letters above the brand name. [...]  <b>Missing:</b> - <b>brand: Select Choice</b>	[Incorrect] A cardboard box containing Quaker <b>Chewy Chocolate Chip granola bars</b> . It has a red and white design and is oriented upside down. The box contains 12 bars.  <b>Missing:</b> - <b>brand: Select Choice</b>

interaction plots revealed that when both independent variables are true (i.e., blurred and misframed), the drop in performance is less steep than when only one is true. This suggests that once product images are sufficiently degraded, all models struggle to identify them, regardless of further image degradation. Our qualitative observations of captioning errors echo these findings; see Appendix C, Table 11. For example, all three models fail to correctly identify a box of Mucinex Expectorant medication when the image is blurry, rotated 90 degrees, and half of the “M” of Mucinex is out of frame (the remainder of the label is visible). Yet, in a second image that is moved ever so slightly, such that the “M” in Mucinex is fully in view but still containing blur and 90-degree rotation, all three models caption the product correctly. Further disentangling how co-occurring image quality issues affect product identification and resulting captions is an important area for subsequent work.

As we saw earlier, rounded labels and text panels had varying effects on model performance; our regression results show this more clearly. Only text panels caused a significant drop in performance, reducing the odds of correct product identification by 40.8%. An interaction effect for framing by text panels was also significant ( $p < 0.001$ ), with the interaction plot showing that framing drops performance with and without a text panel, but no text panel often results in *poorer* performance when misframed. This suggests that text panels can provide the VLM clues about the product (such as from a longer description of a frozen meal), even if other identifying features are not in clear view (the brand logo or meal title). While having a rounded label had an insignificant effect on product identification odds, the interaction effect for rotation by rounded labels was significant ( $p < 0.01$ ), with the drop in performance being less steep than when only one variable is true (similar to image quality interactions). Appendix C, Table 12 shows examples of these effects. For instance, no model correctly identified the ground beef as 90% lean, 10% fat, despite it being clearly visible in the upper left, and all models but Llama noticed the text. The rounded Manwich sloppy Joe can partially shows the “M” from the logo and an image of prepared sloppy joes, but all models focused on the more visible tomatoes instead, inferring it was just tomato sauce.

Finally, our regression analysis shows model-wise differences in product recognition performance. Compared to GPT, the best-performing model, all VLMs had significantly reduced performance (Gemini: 42.5% reduced odds; Llama: 82.0%; Molmo: 83.1%). We found a significant interaction effect for blur by Gemini ( $p < 0.05$ ) and rotation by Gemini ( $p < 0.05$ ). The interaction plots showed that Gemini’s performance relative to GPT drops less quickly when the image is blurred or rotated, suggesting it may be more resistant to these distortions than GPT. We also found a significant, negative interaction for rotation by Molmo ( $p < 0.05$ ). The interaction plot shows that the drop in performance is steeper when images are rotated, suggesting that Molmo is worse at handling rotations than GPT is.

**4.3.3 Differences in what each VLM struggles with.** We now analyze each VLM separately to understand what image quality issues each model is most susceptible to; see Table 6. Our VLM-level regression shows that GPT and Llama are relatively less affected by rotated images compared to blurred or misframed images (GPT: 85.4% versus 93.3% and 90.6% lower odds; Llama: 59.8% versus 84.1% and 79.9% lower odds). This suggests that efforts to improve GPT and Llama’s performance may want to prioritize blurred images, which are also the most prevalent in our dataset. On the other hand, Molmo is more susceptible to rotated images (91.0% lower odds) than to blurred (83.6%) or misframed (84%) images, suggesting that additional training with rotated images is likely to bring the most benefit. Gemini was the only model that had relatively worse performance for misframing (85.1% lower odds), versus blur (82.5%) or rotation (68.0%).

All models had an interaction effect for blur by framing with significant, positive coefficients (all  $p < 0.001$ ). GPT also had a significant, positive interaction effect for framing by rotation ( $p < 0.05$ ), while Molmo had significant, positive interaction effects for blur by rotation ( $p < 0.05$ ) and framing by rotation ( $p < 0.001$ ). Inspecting the interaction plots for

Table 6. Logistic regression results on a per-VLM basis that let us understand how image quality issues and product image properties affect the likelihood of correct identification. The model coefficients represent logits (i.e., log-odds). p-value significant at: \* 0.05; \*\* 0.01; \*\*\* 0.001

Independent Variable	GPT	Gemini	Llama	Molmo
(Intercept)	4.0254***	3.0659***	1.8012***	1.8463***
Blur = True	-2.7016***	-1.7422***	-1.8395***	-1.8081***
Framing = True	-2.3603***	-1.9058***	-1.6036***	-1.8312***
Rotation = True	-1.9253***	-1.1406**	-0.9103**	-2.4060***
Blur and Framing = True	1.9216***	1.1756***	1.0154***	1.0998***
Blur and Rotation = True	0.8748	0.4550	0.3645	0.8861*
Framing and Rotation = True	1.4030*	0.8876	0.5949	1.5466***
Blur, Framing, and Rotation = True	-0.7001	-0.2276	-0.4931	-0.9688
Null deviance (df = 1858)	1629.9	1810.1	2492.5	2547.8
Residual deviance (df = 1851)	1349.9	1583.6	2074.7	1975.8
AIC	1365.9	1599.6	2090.7	1991.8

all of these interactions revealed that when both independent variables are true (i.e., blur and misframing), the drop in performance is less steep than when only one is true, similar to image quality interactions in our prior regression.

## 5 Discussion

Despite their impressive capabilities for object recognition, our analysis shows that VLMs struggle to provide detailed, accurate product captions that BLV people need when images have common quality issues (e.g., blur, rotation, framing). To our knowledge, this study is the first to systematically examine how image quality affects VLMs’ ability to recognize products. While numerous studies have examined how VLMs can support BLV people’s visual access needs, they largely sidestep image quality issues by asking for better photos (e.g., Seeing AI, Be My AI, [78]) or leaving users to triangulate facts across multiple models [24]. While such adaptive practices are creative and skillful, the normalization of errors signals a dire need to improve how VLMs (and large AI models, broadly) are adapted to applications for BLV people. We argue that image quality issues must be addressed across the entire pipeline for building VLMs, which our study provides the foundation for. We discuss our approach that moves towards disability-centered VLM evaluation and development, proposing research directions for improving VLM performance and reliability through data curation, targeted model post-training, and lower-effort techniques at inference time when models may fail.

### 5.1 Towards Disability-Centered Model Evaluations

Developing methods to evaluate model performance is an active area of research across HCI and AI/ML communities. As such, accessibility researchers within these areas have begun to develop various approaches to disability-centered model evaluation that involve prompting [39, 89], metric assessment [56], interviews [7, 103], and more. A disability-centered approach not only depends on disability-first dataset creation (e.g., [96, 106]) but also on the evaluation, which must center on disability throughout. This includes questions of which data are focal to the study, how data are annotated to establish ‘ground truth’, which tasks and models are selected for evaluation, and which criteria or metrics are used to assess model performance. Below, we describe these issues and the challenges of disability-centered model evaluation.

We began by understanding BLV people’s information needs within a common but often challenging everyday task: using AI tools to identify household products and goods. Our approach of using a survey complemented related



interview studies [3, 7, 103, 113] and allowed a relatively large sample of BLV people to share their experiences and issues with a diversity of AI tools for captioning images of products, surfacing unmet needs around details in images, and the difficulty of understanding and resolving common image quality issues. Our research team is all sighted, making it even more critical to understand and prioritize BLV people’s perspectives from the start.

While related disability-centered approaches aim to support disabled people in generating ‘good’ data for training systems [42, 50], our study looked at the opposite side of this issue. We intentionally curated a disability dataset such that it targets important but understudied cases (i.e., product images with quality issues), thus aiming to interrogate cases that are central to BLV people’s lived experiences but often set aside in research (i.e., labeled as others [17], excluded in analysis [47], or treated as a direction for future work [21]). Rather than placing the burden on BLV users to consistently capture ‘high-quality’ photos required for successful object recognition or training, we argue that future datasets should treat image quality variability as a central design consideration, in contrast to existing datasets that overwhelmingly focus on high-quality images (e.g., ImageNet [33] and MSCOCO [25, 69]) that VLMs are optimized on. Including representative quality variations that reflect the real-world conditions under which BLV people capture images can help us develop VLMs that are more resistant to real-world image quality variations from the start, rather than needing to fix them in post-training.

Although academic scholars and industry corporations have emphasized the pressing need for more disability-centered datasets [18, 34, 46, 65, 83, 96, 106], annotating these datasets with meaningful ‘ground truth’ labels so that they can be used in benchmark studies and model evaluations such as the present paper remains a challenge, particularly when the phenomena of interest are inaccessible to the people who matter most [42, 50]. Relying on crowd workers is a common approach to annotation, but they may lack insight into disabled people’s information needs and apply varying standards of visual interpretation in the case of BLV-focused datasets [97]. They are also often limited by time per annotation and move on quickly when difficult cases are encountered. Using other VLMs to synthetically generate annotations is a popular approach [71, 102], but likely to perpetuate inaccuracies or biases the model already has (see distribution shift [95]), rather than capturing important nuances. In other words, use cases that are the most challenging for machines require extensive human labor. In our case, four researchers spent more than three months reviewing, discussing, validating, and annotating low-quality images (we plan to make our dataset available after publication). While we developed a structured annotation framework based on BLV users’ information needs, we were still limited by the information available in images, and could not reliably code expiration dates or product ingredient lists (other details that BLV people wanted captured and should be examined in future work).

Another challenge is in selecting models to evaluate that align with disabled people’s experiences and needs, as well as allow for further research. Thus, we selected a complementary set of VLMs to evaluate. We selected two closed-source models that power the AI image captioning tools BLV people use daily (e.g., Seeing AI, Be My AI), enabling industry relevance and application of our findings. We also evaluated two open-source models, as data privacy was an important concern to BLV people, and these models can be run locally, allowing for greater control over privacy-sensitive data, which we discuss below. Open-source models also allow for understanding training procedures that can aid in interpreting evaluation results.

Finally, disability-centered approaches must contend with which metrics or measures of “success” matter and best represent disabled people’s concerns. For example, Kapur and Kreiss [56] demonstrate bias in reference-based metrics against BLV people, calling for evaluation methods based on user groups’ specific needs. Towards this end, the research team manually reviewed and coded 7,436 model captions for accuracy and complete information rather than relying on metrics that assess similarity [10, 67, 88, 109, 119], which could result in false positives where a caption seems

reasonable even when it contains serious errors or is missing critical information. That is, we aimed to emphasize BLV people’s information needs by requiring models to generate both necessary and accurate product details rather than settling for general category identification (e.g., “can of food”) or brand recognition (e.g., “Campbell’s”). Given the difficulty BLV people reported in assessing errors, let alone the risk of mis-identification, more nuanced and consistent frameworks for data annotation and error analysis are crucial for reliable VLMs, especially for high-stakes uses, such as identifying food products, medications, and household cleaners. Our annotation structure provides a pathway for annotating products, with similar structures being an important direction of future work on disability datasets.

## 5.2 Recommendations for Improving Performance on Low-Quality Images

Despite the higher performance of the closed-source models we studied (GPT-4.1, Gemini) on low-quality images, we argue that open-source models (e.g., Llama, Molmo) will be more fruitful to develop reliable VLMs for BLV people’s needs, like product identification. Closed-source models are limited to prompt engineering—which is insufficient for handling distorted images—and fine-tuning for improving performance. While such black-box APIs for VLMs allow for limited fine-tuning on specialized data, closed-source models offer far less flexibility since details regarding the model architecture, training data, and how the tuning is done (i.e., what weights are frozen; loss function used) are not disclosed. Moreover, closed-source models may leak private data [36, 73], compromising data privacy that our survey respondents strongly desired. In contrast, open-source models make the model’s architecture and training details available to researchers<sup>9</sup>, along with preserving privacy if run locally. However, our results show that the open-source models have a large performance gap to narrow; we propose two promising directions to reduce this gap.

*5.2.1 Post-Training Strategies for Improving Performance.* VLM performance is heavily shaped by post-training activities, including fine-tuning on specific tasks (e.g., PixMoCap for captioning [31]) and diverse datasets [66], or training to provide answers in specific formats (e.g., instruction tuning [71]). One way to improve models at this stage is to give examples when the model lacks knowledge about a task [120]. For recognizing products and their attributes, recent research suggests that VLMs require fine-tuning for good performance [91, 107]. However, our analysis shows that off-the-shelf VLMs perform well for U.S.-based products when product images are high-quality, suggesting the issue is not because of knowledge gaps in the model. That being said, such training could help adapt models for different user populations, such as BLV people in non-English speaking countries, which we did not study. Products in those countries are infrequently found in the U.S. or on English-written webpages, which we hypothesize are the primary sources of training data for the VLMs studied.

Post-training activities could also include helping models learn more robust representations of how products look when the image is degraded. While performing well on high-quality images, all models had substantially lower performance on low-quality images, suggesting that they could not find enough distinguishing characteristics in the images that led to successful identification (like humans can). To remedy this, future research could develop synthetic datasets where high-quality images are systematically degraded with different image quality issues, such as a can of soda with progressively greater blur or different framing issues, and fine-tune a VLM with them. Our findings help focus these efforts when coupled with knowledge about model training. For example, Molmo struggled the most with rotated images, suggesting that providing pairs of correctly aligned and rotated images with high-quality annotations could help the model recognize object similarities despite different orientations. Moreover, open-source training procedures allow us to focus on fine-tuning specific parts of the model for this task, such as the vision encoder, while freezing parts

---

<sup>9</sup>Molmo goes further and makes training data available; Llama does not.

that work well, like the language encoder. Synthetic datasets, however, should still be tied to and evaluated alongside user-generated datasets to help preserve the nuanced qualities of authentic data. Our existing dataset serves as a good starting point for such initiatives, as it includes high-quality images that can be altered and low-quality images for naturalistic comparison.

Alongside the data used for training, effective post-training may require re-evaluating commonly used loss functions if they do not capture correctness for the domain-specific task well, such as product identification. Our study showed that VLMs often generate believable product descriptions that are subtly wrong, resulting in a caption with a different meaning (e.g., Coke Zero versus Diet Coke). While VLM loss functions differ, many use cross-entropy loss between the logits of the model and true labels of tokens from training data. To more directly capture whether different attributes of product annotations are being preserved during fine-tuning, future work may consider developing evaluation metrics based on semantic relationships in the annotations. Inspiration could be taken from evaluation metrics like SPICE [9] that evaluates overlaps between scene graphs (e.g., can → on → countertop) or Cap F1 [31], which evaluates overlap between atomic concepts (e.g., “A can of soda”; “Soda is on the kitchen countertop”). Such loss functions could steer models towards learning what good product annotations are, more so than measures like cross-entropy that look at differences in distributions of token probability.

*5.2.2 Inference-Time Techniques for Ensuring Caption Quality.* Finally, inference-time techniques may also help improve VLM output without additionally burdening the BLV user to take another photo. One way is to leverage image reconstruction techniques that repair images before captioning. For instance, with misframed images, researchers could explore inpainting techniques that provide multiple possible versions of a repaired image for captioning [4, 28], without needing additional photos to be taken. Another is to ensure key product details are included or excluded, for which we can look to related work on reducing toxicity or enforcing lexical constraints in LLM outputs, in which constraint-based optimization can have advantages over conventional fine-tuning [74, 93]. These techniques can help get better outputs from the model from the original photo they take, rather than necessarily needing to take additional photos when captions are poor.

Lastly, VLMs may still make errors on low-quality images that cannot be fixed by post-training or inference-time techniques, which is when they should abstain. Simple techniques involving prompt engineering to abstain are of limited efficacy, with no guarantees that the instruction to abstain will be followed (e.g., best abstention prompting yields only 0.78 accuracy on question-answer tasks with similarly low-quality images [53]). In contrast, recent work in LLM abstention explores techniques based on self-consistency, where the model evaluates its own outputs and checks how uncertain it is before returning a response, showing good performance on question-answer settings [29, 57, 77, 114]. However, abstaining when generating image captions is trickier. In our study, we observed numerous cases where parts of our product annotations were correct, even when the caption as a whole was wrong. In future work, we argue that systems for partial abstention, where the system only abstains on inconsistent caption parts, should be explored. Such a system could help the user understand what the model knows and is confident about, allowing them to decide if they want to re-take a photo to try and get more information about the image, or confirm the information with someone else. Together, these techniques help make VLMs more reliable by providing high-quality responses when possible and only sharing what it is confident in when not.

### 5.3 Supporting Better User Understanding of Image Quality Issues

While we emphasize multiple ways to improve VLM performance on low-quality images, BLV people may still need to re-take photos, which participants in our study wanted better guidance on. Thus, we must still make efforts to design applications that provide richer feedback on the photo-taking experience by helping users understand their environment and potential image quality issues and guiding them in resolving issues. For example, as our participants suggested, a multi-faceted approach could provide feedback *before* taking the photo, pointing out lighting conditions and other environmental details that may affect the process; *during* photo taking, offering continuous feedback about the camera angle and object positioning, such as which part of a product the user is capturing (e.g., product logo, back of the box, nutrition label) [50, 61]; and *after* taking the photo, with information on any image quality issues to help users learn what might affect captioning and how to make adjustments. However, survey participants also raised concerns that people with multiple disabilities may find such interventions more difficult. For example, participants mentioned difficulty holding the camera steady enough and carefully controlling their breathing to prevent blur. Others mentioned their dexterity makes it difficult to orient the camera in particular ways. While improving the photo-taking experience is important, the complexities of photo-taking for disabled users underscore the need for technical improvements first and foremost, rather than transferring the labor of taking good photos onto the users themselves.

### 5.4 Limitations and Future Work

Our study has a few limitations that future work should address. First, we focus on evaluating product identification rather than the caption quality of VLMs generally. We focus on products since BLV people in our survey strongly wanted to know what products they took photos of. However, VLMs provide numerous details in image captions, including key product information (e.g., a can of Coca-Cola), plus visual details of the product and nearby objects (e.g., the can is red; the can is on the counter). Moreover, BLV people want these extra details, as our survey and prior work [56, 83] have shown. Future studies should study VLM captions holistically to understand different kinds of errors.

A second limitation is reducing image quality issues to a binary variable. Our dataset included a count of crowd workers who identified an image quality issue, but treating this count as continuous or ordinal overinterprets it (i.e., 5 does not necessarily mean more blurry than a 2), so we converted it to binary. In reality, image degradation occurs on a spectrum, likely affecting VLMs differently as it worsens. For instance, low blur may cause no issues with captioning, while higher blur is problematic. Future work can draw from computer vision research to quantify image degradations (e.g., blur kernel estimation [37, 101, 121]; occlusion-robust object detection and segmentation [92, 118]; rotation-robust object and text detection [75, 94, 116]) and, for instance, use these values in regression analysis similar to ours.

Finally, our experiment focused on VLMs and data with a U.S. and English-speaking bias. Their performance would likely be lower if we studied the same VLMs with BLV people’s product photos in a non-English-speaking country. Previous research has identified cross-cultural bias as a significant limitation of VLMs perceived by BLV users [7]. Future work should consider how well the VLMs we studied perform in cross-cultural contexts and may also explore other open-source models that explicitly train on other languages (e.g., Qwen<sup>10</sup> or Deepseek<sup>11</sup> with Chinese products).

---

<sup>10</sup><https://github.com/QwenLM/Qwen>

<sup>11</sup><https://github.com/deepseek-ai/DeepSeek-V3>

## 6 Conclusion

As blind and low-vision (BLV) people increasingly rely on Vision-Language Model (VLM)-based tools to generate image captions about products, we need a more nuanced understanding of how these systems handle image quality issues common in BLV people’s photographs. Our survey of 86 BLV people reveals their perspectives on understanding image quality issues and errors when using VLM-based tools for product captioning, and the difficulties BLV people have in recovering from those errors. We then construct a dataset of 1,859 images taken by BLV people (729 high-quality, 1,130 low-quality images that are blurred, misframed, or rotated) with detailed product annotations—including product type (e.g., soup), brand (e.g., Campbell’s), and variety (e.g., tomato, low-sodium)—and evaluate four different VLMs on it. We find that all models drop in product identification when image quality issues are present, with performance dropping further with multiple issues. Moreover, we show how each VLM can be more or less susceptible to the studied image quality issues, suggesting ways to prioritize improving their performance. Making these tools reliable will require collaboration among HCI researchers, tool designers, and ML researchers. Together, we will need to revisit the datasets used to evaluate these models; improve model performance through fine-tuning or inference-time techniques, especially for privacy-preserving open-source models; and design systems to provide richer feedback on VLM errors.

## References

- [1] 2025. *The American Foundation for the Blind*. <https://www.afb.org/home>
- [2] 2025. *National Federation of the Blind*. <https://nfb.org/>
- [3] Rudaiba Adnin and Maitraye Das. 2024. "I Look at It as the King of Knowledge": How Blind People Use and Understand Generative AI Tools. In *The 26th International ACM SIGACCESS Conference on Computers and Accessibility* (St. John’s NL Canada, 2024-10-27). ACM, 1–14. doi:10.1145/3663548.3675631
- [4] Sakshi Agarwal, Gabe Hope, and Erik B. Sudderth. 2024. *VIPaint: Image Inpainting with Pre-Trained Diffusion Models via Variational Inference*. arXiv:2411.18929 [cs] doi:10.48550/arXiv.2411.18929
- [5] aira. Retrieved March, 2025. Aira. <https://aira.io/>
- [6] Rahaf Alharbi, Robin N. Brewer, and Sarita Schoenebeck. 2022. Understanding Emerging Obfuscation Technologies in Visual Description Services for Blind and Low Vision People. 6 (2022), 1–33. Issue CSCW2. doi:10.1145/3555570
- [7] Rahaf Alharbi, Pa Lor, Jaylin Herskovitz, Sarita Schoenebeck, and Robin N. Brewer. 2024. Misfitting With AI: How Blind People Verify and Contest AI Errors. In *Proceedings of the 26th International ACM SIGACCESS Conference on Computers and Accessibility* (New York, NY, USA, 2024-10-27) (ASSETS ’24). Association for Computing Machinery, 1–17. doi:10.1145/3663548.3675659
- [8] AllenAI. 2024-09-2024. Allenai/Molmo-72B-0924 · Hugging Face. <https://huggingface.co/allenai/Molmo-72B-0924>.
- [9] Peter Anderson, Basura Fernando, Mark Johnson, and Stephen Gould. 2016. SPICE: Semantic Propositional Image Caption Evaluation. In *Computer Vision – ECCV 2016* (Cham, 2016), Bastian Leibe, Jiri Matas, Nicu Sebe, and Max Welling (Eds.). Springer International Publishing, 382–398. doi:10.1007/978-3-319-46454-1\_24
- [10] Satanjeev Banerjee and Alon Lavie. 2005. METEOR: An Automatic Metric for MT Evaluation with Improved Correlation with Human Judgments. In *Proceedings of the ACL Workshop on Intrinsic and Extrinsic Evaluation Measures for Machine Translation and/or Summarization* (Ann Arbor, Michigan, 2005-06), Jade Goldstein, Alon Lavie, Chin-Yew Lin, and Clare Voss (Eds.). Association for Computational Linguistics, 65–72. <https://aclanthology.org/W05-0909/>
- [11] Be My Eyes. 2023. Introducing: Be My AI.
- [12] Be My Eyes. 2025. Be My Eyes. <https://www.bemyeyes.com/>.
- [13] Be My Eyes. Retrieved April, 2025. How Do I Use Be My AI? <https://support.bemyeyes.com/hc/en-us/articles/18133134809105-How-do-I-use-Be-My-AI>
- [14] Andy Beatman and Ailsa Leen. 2024. 6 Ways Generative AI Helps Improve Accessibility for All with Azure.
- [15] Nilavra Bhattacharya, Qing Li, and Danna Gurari. 2019. Why Does a Visual Question Have Different Answers?. In *Proceedings of the IEEE/CVF International Conference on Computer Vision* (2019). 4271–4280. [http://openaccess.thecvf.com/content\\_ICCV\\_2019/html/Bhattacharya\\_Why\\_Does\\_a\\_Visual\\_Question\\_Have\\_Different\\_Answers\\_ICCV\\_2019\\_paper.html](http://openaccess.thecvf.com/content_ICCV_2019/html/Bhattacharya_Why_Does_a_Visual_Question_Have_Different_Answers_ICCV_2019_paper.html)
- [16] Jeffrey P. Bigham, Chandrika Jayant, Hanjie Ji, Greg Little, Andrew Miller, Robert C. Miller, Robin Miller, Aubrey Tatarowicz, Brandyn White, Samuel White, and Tom Yeh. 2010. VizWiz: Nearly Real-Time Answers to Visual Questions. In *Proceedings of the 23rd Annual ACM Symposium on User Interface Software and Technology* (New York New York USA, 2010-10-03). ACM, 333–342. doi:10.1145/1866029.1866080
- [17] Erin Brady, Meredith Ringel Morris, Yu Zhong, Samuel White, and Jeffrey P. Bigham. 2013. Visual Challenges in the Everyday Lives of Blind People. In *Proceedings of the SIGCHI Conference on Human Factors in Computing Systems* (Paris France, 2013-04-27). ACM, 2117–2126. doi:10.1145/2470654.

2481291

- [18] Danielle Bragg, Naomi Caselli, Julie A Hochgesang, Matt Huenerfauth, Leah Katz-Hernandez, Oscar Koller, Raja Kushalnagar, Christian Vogler, and Richard E Ladner. 2021. The fate landscape of sign language ai datasets: An interdisciplinary perspective. *ACM Transactions on Accessible Computing (TACCESS)* 14, 2 (2021), 1–45.
- [19] Yang Trista Cao, Kyle Seelman, Kyungjun Lee, and Hal Daumé III. 2022. *What’s Different between Visual Question Answering for Machine “Understanding” Versus for Accessibility?* arXiv:2210.14966 [cs] doi:10.48550/arXiv.2210.14966
- [20] David M. Chan, Austin Myers, Sudheendra Vijayanarasimhan, David A. Ross, and John Canny. 2023. IC3: Image Captioning by Committee Consensus. In *Proceedings of the 2023 Conference on Empirical Methods in Natural Language Processing*, Houda Bouamor, Juan Pino, and Kalika Bali (Eds.). Association for Computational Linguistics, Singapore, 8975–9003. doi:10.18653/v1/2023.emnlp-main.556
- [21] Ruei-Che Chang, Yuxuan Liu, and Anhong Guo. 2024. *WorldScribe: Towards Context-Aware Live Visual Descriptions*. arXiv:2408.06627 doi:10.48550/arXiv.2408.06627
- [22] Ruei-Che Chang, Yuxuan Liu, Lotus Zhang, and Anhong Guo. 2024. *EditScribe: Non-Visual Image Editing with Natural Language Verification Loops*. arXiv:2408.06632 doi:10.48550/arXiv.2408.06632
- [23] Ruei-Che Chang, Rosiana Natalie, Wenqian Xu, Jovan Zheng Feng Yap, and Anhong Guo. 2025. Probing the Gaps in ChatGPT Live Video Chat for Real-World Assistance for People Who Are Blind or Visually Impaired. arXiv:2508.03651 [cs] doi:10.48550/arXiv.2508.03651
- [24] Meng Chen, Akhil Iyer, and Amy Pavel. 2025. Surfacing Variations to Calibrate Perceived Reliability of MLLM-generated Image Descriptions. arXiv:2507.15692 [cs] doi:10.1145/3663547.3746393
- [25] Xinlei Chen, Hao Fang, Tsung-Yi Lin, Ramakrishna Vedantam, Saurabh Gupta, Piotr Dollar, and C. Lawrence Zitnick. 2015. *Microsoft COCO Captions: Data Collection and Evaluation Server*. arXiv:1504.00325 [cs] doi:10.48550/arXiv.1504.00325
- [26] Xinlei Chen, Hao Fang, Tsung-Yi Lin, Ramakrishna Vedantam, Saurabh Gupta, Piotr Dollar, and C. Lawrence Zitnick. 2015. Microsoft COCO Captions: Data Collection and Evaluation Server. arXiv:1504.00325 [cs] doi:10.48550/arXiv.1504.00325
- [27] Tai-Yin Chiu, Yinan Zhao, and Danna Gurari. 2020. *Assessing Image Quality Issues for Real-World Problems*. arXiv:2003.12511 [cs] doi:10.48550/arXiv.2003.12511
- [28] Hyungjin Chung, Jeongsol Kim, Michael T Mccann, Marc L Klasky, and Jong Chul Ye. 2023. Diffusion posterior sampling for general noisy inverse problems. In *ICLR*.
- [29] Jeremy R. Cole, Michael J. Q. Zhang, Daniel Gillick, Julian Martin Eisenschlos, Bhuwan Dhingra, and Jacob Eisenstein. 2023. *Selectively Answering Ambiguous Questions*. arXiv:2305.14613 [cs] doi:10.48550/arXiv.2305.14613
- [30] Nathan Davis, Bo Xie, and Danna Gurari. 2020. Quality of Images Showing Medication Packaging from Individuals with Vision Impairments: Implications for the Design of Visual Question Answering Applications. 57, 1 (2020), e251. doi:10.1002/pr2.251
- [31] Matt Deitke, Christopher Clark, Sangho Lee, Rohun Tripathi, Yue Yang, Jae Sung Park, Mohammadreza Salehi, Niklas Muennighoff, Kyle Lo, Luca Soldaini, Jiasen Lu, Taira Anderson, Erin Bransom, Kiana Ehsani, Huong Ngo, YenSung Chen, Ajay Patel, Mark Yatskar, Chris Callison-Burch, Andrew Head, Rose Hendrix, Fayven Bastani, Eli VanderBilt, Nathan Lambert, Yvonne Chou, Arnavi Chheda, Jenna Sparks, Sam Skjonsberg, Michael Schmitz, Aaron Sarnat, Byron Bischoff, Pete Walsh, Chris Newell, Piper Wolters, Tanmay Gupta, Kuo-Hao Zeng, Jon Borchardt, Dirk Groeneveld, Crystal Nam, Sophie Lebrecht, Caitlin Wittliff, Carissa Schoenick, Oscar Michel, Ranjay Krishna, Luca Weihs, Noah A. Smith, Hannaneh Hajishirzi, Ross Girshick, Ali Farhadi, and Aniruddha Kembhavi. 2025. Molmo and PixMo: Open Weights and Open Data for State-of-the-Art Vision-Language Models. In *Proceedings of the IEEE/CVF Conference on Computer Vision and Pattern Recognition*. 91–104.
- [32] Ailin Deng, Tri Cao, Zhirui Chen, and Bryan Hooi. 2025. Words or Vision: Do Vision-Language Models Have Blind Faith in Text? arXiv:2503.02199 [cs] doi:10.48550/arXiv.2503.02199
- [33] Jia Deng, Wei Dong, Richard Socher, Li-Jia Li, Kai Li, and Li Fei-Fei. 2009. ImageNet: A Large-Scale Hierarchical Image Database. In *2009 IEEE Conference on Computer Vision and Pattern Recognition*. 248–255. doi:10.1109/CVPR.2009.5206848
- [34] Aashaka Desai, Lauren Berger, Fyodor Minakov, Nessa Milano, Chinmay Singh, Kriston Pumphrey, Richard Ladner, Hal Daumé III, Alex X Lu, Naomi Caselli, et al. 2023. ASL citizen: a community-sourced dataset for advancing isolated sign language recognition. *Advances in Neural Information Processing Systems* 36 (2023), 76893–76907.
- [35] Tim Dettmers and Luke Zettlemoyer. 2023. The Case for 4-Bit Precision: K-Bit Inference Scaling Laws. arXiv:2212.09720 [cs] doi:10.48550/arXiv.2212.09720
- [36] Emily Forlini. 2025. After Backlash, ChatGPT Removes Option to Have Private Chats Indexed by Google. *PCMag* (Aug. 2025).
- [37] Rob Fergus, Barun Singh, Aaron Hertzmann, Sam T Roweis, and William T Freeman. 2006. Removing camera shake from a single photograph. In *ACM SIGGRAPH*. 787–794.
- [38] Elias Frantar, Saleh Ashkboos, Torsten Hoefer, and Dan Alistarh. 2023. GPTQ: Accurate Post-Training Quantization for Generative Pre-trained Transformers. arXiv:2210.17323 [cs] doi:10.48550/arXiv.2210.17323
- [39] Vinitha Gadiraju, Shaun Kane, Sunipa Dev, Alex Taylor, Ding Wang, Remi Denton, and Robin Brewer. 2023. "I wouldn't say offensive but...": Disability-Centered Perspectives on Large Language Models. In *Proceedings of the 2023 ACM Conference on Fairness, Accountability, and Transparency* (Chicago, IL, USA) (FAccT '23). Association for Computing Machinery, New York, NY, USA, 205–216. doi:10.1145/3593013.3593989
- [40] Bhanuka Gamage, Thanh-Toan Do, Nicholas Seow Chiang Price, Arthur Lowery, and Kim Marriott. 2023. What Do Blind and Low-Vision People Really Want from Assistive Smart Devices? Comparison of the Literature with a Focus Study. In *Proceedings of the 25th International ACM SIGACCESS Conference on Computers and Accessibility* (New York, NY, USA, 2023-10-22) (ASSETS '23). Association for Computing Machinery, 1–21.

## Evaluating How Image Quality Affects Product Captioning with VLMs

doi:10.1145/3597638.3608955

- [41] Ricardo E Gonzalez Penuela, Jazmin Collins, Cynthia Bennett, and Shiri Azenkot. 2024. Investigating Use Cases of AI-Powered Scene Description Applications for Blind and Low Vision People. In *Proceedings of the 2024 CHI Conference on Human Factors in Computing Systems (CHI '24)*. Association for Computing Machinery, New York, NY, USA, 1–21. doi:10.1145/3613904.3642211
- [42] Steven M. Goodman, Ping Liu, Dhruv Jain, Emma J. McDonnell, Jon E. Froehlich, and Leah Findlater. 2021. Toward User-Driven Sound Recognizer Personalization with People Who Are d/Deaf or Hard of Hearing. *Proc. ACM Interact. Mob. Wearable Ubiquitous Technol.* 5, 2, Article 63 (June 2021), 23 pages. doi:10.1145/3463501
- [43] Google. 2025. Gemini 2.5 Flash. <https://cloud.google.com/vertex-ai/generative-ai/docs/models/gemini/2-5-flash>.
- [44] Aaron Grattafiori, Abhimanyu Dubey, Abhinav Jauhri, Abhinav Pandey, Abhishek Kadian, Ahmad Al-Dahle, Aiesha Letman, Akhil Mathur, Alan Schelten, Alex Vaughan, Amy Yang, Angela Fan, Anirudh Goyal, Anthony Hartshorn, Aobo Yang, Archi Mitra, Archie Sravankumar, Artem Korenev, Arthur Hinsvark, Arun Rao, Aston Zhang, Aurelien Rodriguez, Austen Gregerson, Ava Spataru, Baptiste Roziere, Bethany Biron, Binh Tang, Bobbie Chern, Charlotte Caucheteux, Chaya Nayak, Chloe Bi, Chris Marra, Chris McConnell, Christian Keller, Christophe Touret, Chunyang Wu, Corinne Wong, Cristian Canton Ferrer, Cyrus Nikolaidis, Damien Allonsius, Daniel Song, Danielle Pintz, Danny Livshits, Danny Wyatt, David Esiobu, Dhruv Choudhary, Dhruv Mahajan, Diego Garcia-Olano, Diego Perino, Dieuwke Hupkes, Egor Lakomkin, Ehab AlBadawy, Elina Lobanova, Emily Dinan, Eric Michael Smith, Filip Radenovic, Francisco Guzmán, Frank Zhang, Gabriel Synnaeve, Gabrielle Lee, Georgia Lewis Anderson, Govind Thattai, Graeme Nail, Gregoire Mialon, Guan Pang, Guillem Cucurell, Hailey Nguyen, Hannah Korevaar, Hu Xu, Hugo Touvron, Iliyan Zarov, Imanol Arrieta Ibarra, Isabel Kloumann, Ishan Misra, Ivan Evtimov, Jack Zhang, Jade Copet, Jaewon Lee, Jan Geffert, Jana Vranes, Jason Park, Jay Mahadeokar, Jeet Shah, prefix=van der useprefix=false family=Linde, given=Jelmer, Jennifer Billock, Jenny Hong, Jenya Lee, Jeremy Fu, Jianfeng Chi, Jianyu Huang, Jiawen Liu, Jie Wang, Jiecao Yu, Joanna Bitton, Joe Spisak, Jongsoo Park, Joseph Rocca, Joshua Johnstun, Joshua Saxe, Junteng Jia, Kalyan Vasuden Alwala, Karthik Prasad, Kartikeya Upasani, Kate Plawiak, Ke Li, Kenneth Heafield, Kevin Stone, Khalid El-Arini, Krithika Iyer, Kshitiz Malik, Kuenley Chiu, Kunal Bhalla, Kushal Lakhotia, Lauren Rantala-Yearry, prefix=van der useprefix=false family=Maaten, given=Laurens, Lawrence Chen, Liang Tan, Liz Jenkins, Louis Martin, Lovish Madaan, Lubo Malo, Lukas Blecher, Lukas Landzaat, prefix=de useprefix=false family=Oliveira, given=Luke, Madeline Muzzi, Mahesh Pasupuleti, Mannat Singh, Manohar Paluri, Marcin Kardas, Maria Tsimpoukelli, Mathew Oldham, Mathieu Rita, Maya Pavlova, Melanie Kambadur, Mike Lewis, Min Si, Mitesh Kumar Singh, Mona Hassan, Naman Goyal, Narjes Torabi, Nikolay Bashlykov, Nikolay Bogoychev, Niladri Chatterji, Ning Zhang, Olivier Duchenne, Onur Çelebi, Patrick Alrassy, Pengchuan Zhang, Pengwei Li, Petar Vasic, Peter Weng, Prajjwal Bhargava, Pratik Dubal, Praveen Krishnan, Punit Singh Koura, Puxin Xu, Qing He, Qingxiao Dong, Ragavan Srinivasan, Raj Ganapathy, Ramon Calderer, Ricardo Silveira Cabral, Robert Stojnic, Roberta Raileanu, Rohan Maheswari, Rohit Girdhar, Rohit Patel, Romain Sauvestre, Ronnie Polidoro, Roshan Sumbaly, Ross Taylor, Ruan Silva, Rui Hou, Rui Wang, Saghar Hosseini, Sahana Chennabasappa, Sanjay Singh, Sean Bell, Seohyun Sonia Kim, Sergey Edunov, Shaoliang Nie, Sharan Narang, Sharath Raparthy, Sheng Shen, Shengye Wan, Shruti Bhosale, Shun Zhang, Simon Vandenhende, Soumya Batra, Spencer Whitman, Sten Sootla, Stephane Collot, Suchin Gururangan, Sydney Borodinsky, Tamar Herman, Tara Fowler, Tarek Sheasha, Thomas Georgiou, Thomas Scialom, Tobias Speckbacher, Todor Mihaylov, Tong Xiao, Ujjwal Karn, Vedanuj Goswami, Vibhor Gupta, Vignesh Ramanathan, Viktor Kerkez, Vincent Gonguet, Virginie Do, Vish Vogeti, Vitor Albiero, Vladan Petrovic, Weiwei Chu, Wenhan Xiong, Wenxin Fu, Whitney Meers, Xavier Martinet, Xiaodong Wang, Xiaofang Wang, Xiaoqing Ellen Tan, Xide Xia, Xinfeng Xie, Xuchao Jia, Xuewei Wang, Yaelle Goldschlag, Yashesh Gaur, Yasmine Babaei, Yi Wen, Yiwen Song, Yuchen Zhang, Yue Li, Yuning Mao, Zacharie Delpierre Coudert, Zheng Yan, Zhengxing Chen, Zoe Papakipos, Aaditya Singh, Aayushi Srivastava, Abha Jain, Adam Kelsey, Adam Shajnfeld, Adithya Gangidi, Adolfo Victoria, Ahuva Goldstand, Ajay Menon, Ajay Sharma, Alex Boesenberg, Alexei Baevski, Allie Feinstein, Amanda Kallet, Amit Sangani, Amos Teo, Anam Yunus, Andrei Lupu, Andres Alvarado, Andrew Caples, Andrew Gu, Andrew Ho, Andrew Poulton, Andrew Ryan, Ankit Ramchandani, Annie Dong, Annie Franco, Anuj Goyal, Aparajita Saraf, Arkabandhu Chowdhury, Ashley Gabriel, Ashwin Bharambe, Assaf Eisenman, Azadeh Yazdan, Beau James, Ben Maurer, Benjamin Leonhardi, Bernie Huang, Beth Loyd, Beto De Paola, Bhargavi Paranjape, Bing Liu, Bo Wu, Boyu Ni, Braden Hancock, Bram Wasti, Brandon Spence, Brani Stojkovic, Brian Gamido, Britt Montalvo, Carl Parker, Carly Burton, Catalina Mejia, Ce Liu, Changhan Wang, Changkyu Kim, Chao Zhou, Chester Hu, Ching-Hsiang Chu, Chris Cai, Chris Tindal, Christoph Feichtenhofer, Cynthia Gao, Damon Civin, Dana Beaty, Daniel Kreymer, Daniel Li, David Adkins, David Xu, Davide Testuggine, Delia David, Devi Parikh, Diana Liskovich, Didem Foss, Dingkan Wang, Duc Le, Dustin Holland, Edward Dowling, Eissa Jamil, Elaine Montgomery, Eleonora Presani, Emily Hahn, Emily Wood, Eric-Tuan Le, Erik Brinkman, Esteban Arcaute, Evan Dunbar, Evan Smothers, Fei Sun, Felix Kreuk, Feng Tian, Filippos Kokkinos, Firat Ozgenel, Francesco Caggioni, Frank Kanayet, Frank Seide, Gabriela Medina Florez, Gabriella Schwarz, Gada Badeer, Georgia Swee, Gil Halpern, Grant Herman, Grigory Sizov, Guangyi, Zhang, Guna Lakshminarayanan, Hakan Inan, Hamid Shojanazeri, Han Zou, Hannah Wang, Hanwen Zha, Haroun Habeeb, Harrison Rudolph, Helen Suk, Henry Aspegren, Hunter Goldman, Hongyuan Zhan, Ibrahim Damlaj, Igor Molybog, Igor Tufanov, Ilias Leontiadis, Irina-Elena Veliche, Itai Gat, Jake Weissman, James Geboski, James Kohli, Janice Lam, Japhet Asher, Jean-Baptiste Gaya, Jeff Marcus, Jeff Tang, Jennifer Chan, Jenny Zhen, Jeremy Reizenstein, Jeremy Teboul, Jessica Zhong, Jian Jin, Jingyi Yang, Joe Cummings, Jon Carvill, Jon Shepard, Jonathan McPhie, Jonathan Torres, Josh Ginsburg, Junjie Wang, Kai Wu, Kam Hou U, Karan Saxena, Kartikay Khandelwal, Katayoun Zand, Kathy Matosich, Kaushik Veeraraghavan, Kelly Michelena, Keqian Li, Kiran Jagadeesh, Kun Huang, Kunal Chawla, Kyle Huang, Lailin Chen, Lakshya Garg, Lavender A, Leandro Silva, Lee Bell, Lei Zhang, Liangpeng Guo, Licheng Yu, Liron Moshkovich, Luca Wehrstedt, Madian Khabza, Manav Avalani, Manish Bhatt, Martynas Mankus, Matan Hasson, Matthew Lennie, Matthias Reso, Maxim Groshev, Maxim Naumov, Maya Lathi, Meghan Keneally, Miao Liu, Michael L. Seltzer, Michal Valko, Michelle Restrepo, Mihir Patel, Mik Vyatskov, Mikayel Samvelyan, Mike Clark, Mike Macey, Mike Wang, Miquel Jubert Hermoso, Mo Metanat, Mohammad Rastegari, Munish Bansal, Nandhini Santhanam, Natascha Parks, Natasha White, Navyata Bawa, Nayan Singhal, Nick Egebo, Nicolas Usunier, Nikhil Mehta,

Manuscript submitted to ACM

- Nikolay Pavlovich Laptev, Ning Dong, Norman Cheng, Oleg Chernoguz, Olivia Hart, Omkar Salpekar, Ozlem Kalinli, Parkin Kent, Parth Parekh, Paul Saab, Pavan Balaji, Pedro Rittner, Philip Bontrager, Pierre Roux, Piotr Dollar, Polina Zvyagina, Prashant Ratanchandani, Pritish Yuvraj, Qian Liang, Rachad Alao, Rachel Rodriguez, Rafi Ayub, Raghotham Murthy, Raghu Nayani, Rahul Mitra, Rangaprabhu Parthasarathy, Raymond Li, Rebekkah Hogan, Robin Battey, Rocky Wang, Russ Howes, Ruty Rinott, Sachin Mehta, Sachin Siby, Sai Jayesh Bondu, Samyak Datta, Sara Chugh, Sara Hunt, Sargun Dhillon, Sasha Sidorov, Satadru Pan, Saurabh Mahajan, Saurabh Verma, Seiji Yamamoto, Sharadh Ramaswamy, Shaun Lindsay, Shaun Lindsay, Sheng Feng, Shenghao Lin, Shengxin Cindy Zha, Shishir Patil, Shiva Shankar, Shuqiang Zhang, Shuqiang Zhang, Sinong Wang, Sneha Agarwal, Soji Sajuyigbe, Soumith Chintala, Stephanie Max, Stephen Chen, Steve Kehoe, Steve Satterfield, Sudarshan Govindaprasad, Sumit Gupta, Summer Deng, Sungmin Cho, Sunny Virk, Suraj Subramanian, Sy Choudhury, Sydney Goldman, Tal Remez, Tamar Glaser, Tamara Best, Thilo Koehler, Thomas Robinson, Tianhe Li, Tianjun Zhang, Tim Matthews, Timothy Chou, Tzook Shaked, Varun Vontimitta, Victoria Ajayi, Victoria Montanez, Vijai Mohan, Vinay Satish Kumar, Vishal Mangla, Vlad Ionescu, Vlad Poenaru, Vlad Tiberiu Mihailescu, Vladimir Ivanov, Wei Li, Wenchen Wang, Wenwen Jiang, Wes Bouaziz, Will Constable, Xiaocheng Tang, Xiaojuan Wu, Xiaolan Wang, Xilun Wu, Xinbo Gao, Yaniv Kleinman, Yanjun Chen, Ye Hu, Ye Jia, Ye Qi, Yenda Li, Yilin Zhang, Ying Zhang, Yossi Adi, Youngjin Nam, Yu, Wang, Yu Zhao, Yuchen Hao, Yundi Qian, Yunlu Li, Yuzi He, Zach Rait, Zachary DeVito, Zef Rosnbrick, Zhaoduo Wen, Zhenyu Yang, Zhiwei Zhao, and Zhiyu Ma. 2024. *The Llama 3 Herd of Models*. arXiv:2407.21783 [cs] doi:10.48550/arXiv.2407.21783
- [45] Danna Gurari and Kristen Grauman. 2017. CrowdVerge: Predicting If People Will Agree on the Answer to a Visual Question. In *Proceedings of the 2017 CHI Conference on Human Factors in Computing Systems* (New York, NY, USA, 2017-05-02) (*CHI '17*). Association for Computing Machinery, 3511–3522. doi:10.1145/3025453.3025781
- [46] Danna Gurari, Qing Li, Abigale J. Stangl, Anhong Guo, Chi Lin, Kristen Grauman, Jiebo Luo, and Jeffrey P. Bigham. 2018. VizWiz Grand Challenge: Answering Visual Questions from Blind People. In *Proceedings of the IEEE Conference on Computer Vision and Pattern Recognition* (2018). 3608–3617. [http://openaccess.thecvf.com/content\\_cvpr\\_2018/html/Gurari\\_VizWiz\\_Grand\\_Challenge\\_CVPR\\_2018\\_paper.html](http://openaccess.thecvf.com/content_cvpr_2018/html/Gurari_VizWiz_Grand_Challenge_CVPR_2018_paper.html)
- [47] Danna Gurari, Yanan Zhao, Meng Zhang, and Nilavra Bhattacharya. 2020. Captioning Images Taken by People Who Are Blind. In *Computer Vision – ECCV 2020*, Andrea Vedaldi, Horst Bischof, Thomas Brox, and Jan-Michael Frahm (Eds.). Vol. 12362. Springer International Publishing, 417–434. doi:10.1007/978-3-030-58520-4\_25
- [48] Jaylin Herskovitz, Andi Xu, Rahaf Alharbi, and Anhong Guo. 2024. ProgramAlly: Creating Custom Visual Access Programs via Multi-Modal End-User Programming. In *Proceedings of the 37th Annual ACM Symposium on User Interface Software and Technology*. 1–15.
- [49] Jack Hessel, Ari Holtzman, Maxwell Forbes, Ronan Le Bras, and Yejin Choi. 2022. CLIPScore: A Reference-free Evaluation Metric for Image Captioning. arXiv:2104.08718 [cs] doi:10.48550/arXiv.2104.08718
- [50] Jonggi Hong, Jaina Gandhi, Ernest Essuah Mensah, Farnaz Zamiri Zeraati, Ebrima Jarjue, Kyungjun Lee, and Hernisa Kacorri. 2022. Blind Users Accessing Their Training Images in Teachable Object Recognizers. In *Proceedings of the 24th International ACM SIGACCESS Conference on Computers and Accessibility* (Athens Greece, 2022-10-23). ACM, 1–18. doi:10.1145/3517428.3544824
- [51] Jonggi Hong and Hernisa Kacorri. 2024. Understanding How Blind Users Handle Object Recognition Errors: Strategies and Challenges. In *Proceedings of the 26th International ACM SIGACCESS Conference on Computers and Accessibility* (New York, NY, USA, 2024-10-27) (*ASSETS '24*). Association for Computing Machinery, 1–15. doi:10.1145/3663548.3675635
- [52] Mina Huh, Yi-Hao Peng, and Amy Pavel. 2023. GenAssist: Making image generation accessible. In *Proceedings of the 36th Annual ACM Symposium on User Interface Software and Technology*. 1–17.
- [53] Mina Huh, Fangyuan Xu, Yi-Hao Peng, Chongyan Chen, Hansika Murugu, Danna Gurari, Eunsol Choi, and Amy Pavel. 2024. Long-Form Answers to Visual Questions from Blind and Low Vision People. arXiv:2408.06303 [cs] doi:10.48550/arXiv.2408.06303
- [54] Ming Jiang, Qiuyuan Huang, Lei Zhang, Xin Wang, Pengchuan Zhang, Zhe Gan, Jana Diesner, and Jianfeng Gao. 2019. Tiger: Text-to-image grounding for image caption evaluation. *arXiv preprint arXiv:1909.02050* (2019).
- [55] Hernisa Kacorri, Kris M. Kitani, Jeffrey P. Bigham, and Chieko Asakawa. 2017. People with Visual Impairment Training Personal Object Recognizers: Feasibility and Challenges. In *Proceedings of the 2017 CHI Conference on Human Factors in Computing Systems* (New York, NY, USA, 2017-05-02) (*CHI '17*). Association for Computing Machinery, 5839–5849. doi:10.1145/3025453.3025899
- [56] Rhea Kapur and Elisa Kreiss. 2024. Reference-Based Metrics Are Biased Against Blind and Low-Vision Users' Image Description Preferences. In *Proceedings of the Third Workshop on NLP for Positive Impact*. 308–314.
- [57] Lorenz Kuhn, Yarin Gal, and Sebastian Farquhar. 2023. *Semantic Uncertainty: Linguistic Invariances for Uncertainty Estimation in Natural Language Generation*. arXiv:2302.09664 [cs] doi:10.48550/arXiv.2302.09664
- [58] Patrick E. Lanigan, Aaron M Paulos, Andrew W Williams, Dan Rossi, and Priya Narasimhan. 2006. Trinetra: Assistive Technologies for Grocery Shopping for the Blind.. In *ISWC*. 147–148.
- [59] Hwanhee Lee, Seunghyun Yoon, Franck Dernoncourt, Doo Soon Kim, Trung Bui, and Kyomin Jung. 2020. Vilbertscore: Evaluating image caption using vision-and-language bert. In *Proceedings of the first workshop on evaluation and comparison of NLP systems*. 34–39.
- [60] Jaewook Lee, Jaylin Herskovitz, Yi-Hao Peng, and Anhong Guo. 2022. ImageExplorer: Multi-Layered Touch Exploration to Encourage Skepticism Towards Imperfect AI-Generated Image Captions. In *CHI Conference on Human Factors in Computing Systems* (New Orleans LA USA, 2022-04-29). ACM, 1–15. doi:10.1145/3491102.3501966
- [61] Kyungjun Lee, Jonggi Hong, Simone Pimento, Ebrima Jarjue, and Hernisa Kacorri. 2019. Revisiting Blind Photography in the Context of Teachable Object Recognizers. In *Proceedings of the 21st International ACM SIGACCESS Conference on Computers and Accessibility* (New York, NY, USA, 2019-10-24) (*ASSETS '19*). Association for Computing Machinery, 83–95. doi:10.1145/3308561.3353799



## Evaluating How Image Quality Affects Product Captioning with VLMs

- [62] Kuang-Huei Lee, Xi Chen, Gang Hua, Houdong Hu, and Xiaodong He. 2018. Stacked cross attention for image-text matching. In *Proceedings of the European conference on computer vision (ECCV)*. 201–216.
- [63] Sooyeon Lee, Madison Reddie, and John M. Carroll. 2021. Designing for Independence for People with Visual Impairments. *Proc. ACM Hum.-Comput. Interact.* 5, CSCW1, Article 149 (April 2021), 19 pages. doi:10.1145/3449223
- [64] Sooyeon Lee, Madison Reddie, Chun-Hua Tsai, Jordan Beck, Mary Beth Rosson, and John M Carroll. 2020. The emerging professional practice of remote sighted assistance for people with visual impairments. In *Proceedings of the 2020 CHI Conference on Human Factors in Computing Systems*. 1–12.
- [65] Qisheng Li and Shaomei Wu. 2024. "I Want to Publicize My Stutter": Community-led Collection and Curation of Chinese Stuttered Speech Data. *Proceedings of the ACM on Human-Computer Interaction* 8, CSCW2 (2024), 1–27.
- [66] Zhiqi Li, Guo Chen, Shilong Liu, Shihao Wang, Vibashan VS, Yishen Ji, Shiyi Lan, Hao Zhang, Yilin Zhao, Subhashree Radhakrishnan, Nadine Chang, Karan Sapra, Amala Sanjay Deshmukh, Tuomas Rintamaki, Matthieu Le, Iliia Karmanov, Lukas Voegtli, Philipp Fischer, De-An Huang, Timo Roman, Tong Lu, Jose M. Alvarez, Bryan Catanzaro, Jan Kautz, Andrew Tao, Guilin Liu, and Zhiding Yu. 2025. Eagle 2: Building Post-Training Data Strategies from Scratch for Frontier Vision-Language Models. arXiv:2501.14818 [cs] doi:10.48550/arXiv.2501.14818
- [67] Chin-Yew Lin. 2004. ROUGE: A Package for Automatic Evaluation of Summaries. In *Text Summarization Branches Out* (Barcelona, Spain, 2004-07). Association for Computational Linguistics, 74–81. <https://aclanthology.org/W04-1013/>
- [68] Tsung-Yi Lin, Michael Maire, Serge Belongie, Lubomir Bourdev, Ross Girshick, James Hays, Pietro Perona, Deva Ramanan, C. Lawrence Zitnick, and Piotr Dollár. 2015. Microsoft COCO: Common Objects in Context. arXiv:1405.0312 [cs] doi:10.48550/arXiv.1405.0312
- [69] Tsung-Yi Lin, Michael Maire, Serge Belongie, Lubomir Bourdev, Ross Girshick, James Hays, Pietro Perona, Deva Ramanan, C. Lawrence Zitnick, and Piotr Dollár. 2015. *Microsoft COCO: Common Objects in Context*. arXiv:1405.0312 [cs] doi:10.48550/arXiv.1405.0312
- [70] Allison Linn. 2016. Decades of Computer Vision Research, One ‘Swiss Army Knife’.
- [71] Haotian Liu, Chunyuan Li, Qingyang Wu, and Yong Jae Lee. 2023. Visual Instruction Tuning. arXiv:2304.08485 [cs] doi:10.48550/arXiv.2304.08485
- [72] Huan Liu, Lingyu Xiao, Jiangjiang Liu, Xiaofan Li, Ze Feng, Sen Yang, and Jingdong Wang. 2024. Revisiting MLLMs: An In-Depth Analysis of Image Classification Abilities. arXiv:2412.16418 [cs] doi:10.48550/arXiv.2412.16418
- [73] Connie Loizos. 08-28-25. Anthropic Users Face a New Choice – Opt out or Share Your Chats for AI Training. *TechCrunch* (08-28-25).
- [74] Ximing Lu et al. 2023. Inference-Time Policy Adapters (IPA): Tailoring Extreme-Scale LMs without Fine-tuning. In *Proceedings of the 2023 Conference on Empirical Methods in Natural Language Processing*. Association for Computational Linguistics, 6863–6883.
- [75] Jianqi Ma, Weiyan Shao, Hao Ye, Li Wang, Hong Wang, Yingbin Zheng, and Xiangyang Xue. 2018. Arbitrary-oriented scene text detection via rotation proposals. *IEEE Transactions on Multimedia* 20, 11 (2018), 3111–3122.
- [76] Haley MacLeod, Cynthia L. Bennett, Meredith Ringel Morris, and Edward Cutrell. 2017. Understanding Blind People’s Experiences with Computer-Generated Captions of Social Media Images. In *Proceedings of the 2017 CHI Conference on Human Factors in Computing Systems* (New York, NY, USA, 2017-05-02) (*CHI ’17*). Association for Computing Machinery, 5988–5999. doi:10.1145/3025453.3025814
- [77] Potsawee Manakul, Adian Liusie, and Mark J. F. Gales. 2023. *SelfCheckGPT: Zero-Resource Black-Box Hallucination Detection for Generative Large Language Models*. arXiv:2303.08896 [cs] doi:10.48550/arXiv.2303.08896
- [78] Maniratnam Mandal, Deepti Ghadiyaram, Danna Gurari, and Alan C. Bovik. 2023. Helping Visually Impaired People Take Better Quality Pictures. 32 (2023), 3873–3884. doi:10.1109/TIP.2023.3282067
- [79] H. B. Mann and D. R. Whitney. 1947. On a Test of Whether One of Two Random Variables Is Stochastically Larger than the Other. 18, 1 (1947), 50–60. jstor:2236101 <https://www.jstor.org/stable/2236101>
- [80] Meta. 2024. Meta-Llama/Llama-3.2-90B-Vision-Instruct · Hugging Face. <https://huggingface.co/meta-llama/Llama-3.2-90B-Vision-Instruct>.
- [81] Meta. 2025. Introducing the Meta AI App: A New Way to Access Your AI Assistant.
- [82] Ananya Gubbi Mohanbabu and Amy Pavel. 2024. Context-Aware Image Descriptions for Web Accessibility. In *Proceedings of the 26th International ACM SIGACCESS Conference on Computers and Accessibility* (New York, NY, USA, 2024-10-27) (*ASSETS ’24*). Association for Computing Machinery, 1–17. doi:10.1145/3663548.3675658
- [83] Cecily Morrison, Martin Grayson, Rita Faia Marques, Daniela Massiceti, Camilla Longden, Linda Wen, and Edward Cutrell. 2023. Understanding Personalized Accessibility through Teachable AI: Designing and Evaluating Find My Things for People Who Are Blind or Low Vision. In *Proceedings of the 25th International ACM SIGACCESS Conference on Computers and Accessibility* (New York, NY, USA, 2023-10-22) (*ASSETS ’23*). Association for Computing Machinery, 1–12. doi:10.1145/3597638.3608395
- [84] Thao Nguyen, Samir Yitzhak Gadre, Gabriel Ilharco, Sewoong Oh, and Ludwig Schmidt. 2023. Improving Multimodal Datasets with Image Captioning. In *Proceedings of the 37th International Conference on Neural Information Processing Systems (NIPS ’23)*. Curran Associates Inc., Red Hook, NY, USA, 22047–22069.
- [85] OpenAI. 2025. *Prompt Engineering - OpenAI API*. <https://platform.openai.com/docs/guides/prompt-engineering>
- [86] OpenAI. 2025. ChatGPT. <https://chatgpt.com/>.
- [87] OpenAI. 2025. GPT-4.1. <https://platform.openai.com/docs/models/gpt-4.1>.
- [88] Kishore Papineni, Salim Roukos, Todd Ward, and Wei-Jing Zhu. 2001. BLEU: A Method for Automatic Evaluation of Machine Translation. In *Proceedings of the 40th Annual Meeting on Association for Computational Linguistics - ACL ’02* (Philadelphia, Pennsylvania, 2001). Association for Computational Linguistics, 311. doi:10.3115/1073083.1073135

- [89] Sohyeon Park, Aehong Min, Jesus Armando Beltran, and Gillian R Hayes. 2025. "As an Autistic Person Myself:" The Bias Paradox Around Autism in LLMs. In *Proceedings of the 2025 CHI Conference on Human Factors in Computing Systems (CHI '25)*. Association for Computing Machinery, New York, NY, USA, Article 774, 17 pages. doi:10.1145/3706598.3713420
- [90] Ricardo E Gonzalez Penuela, Jazmin Collins, Cynthia Bennett, and Shiri Azenkot. 2024. Investigating Use Cases of AI-Powered Scene Description Applications for Blind and Low Vision People. In *Proceedings of the CHI Conference on Human Factors in Computing Systems* (Honolulu HI USA, 2024-05-11). ACM, 1–21. doi:10.1145/3613904.3642211
- [91] Vishnu Prabhakaran, Purav Aggarwal, Vishruit Kulshreshtha, Arunita Das, Sahini Venkata Sitaram Sruti, and Anoop Saladi. 2025. VIT-Pro: Visual Instruction Tuning for Product Images. In *Proceedings of the 2025 Conference of the Nations of the Americas Chapter of the Association for Computational Linguistics: Human Language Technologies (Volume 3: Industry Track)*, Weizhu Chen, Yi Yang, Mohammad Kachuee, and Xue-Yong Fu (Eds.). Association for Computational Linguistics, Albuquerque, New Mexico, 695–707.
- [92] Jiyang Qi, Yan Gao, Yao Hu, Xinggang Wang, Xiaoyu Liu, Xiang Bai, Serge Belongie, Alan Yuille, Philip HS Torr, and Song Bai. 2022. Occluded video instance segmentation: A benchmark. *International Journal of Computer Vision* 130, 8 (2022), 2022–2039.
- [93] Lianhui Qin, Sean Welleck, Daniel Khashabi, and Yejin Choi. 2022. Cold decoding: Energy-based constrained text generation with langevin dynamics. *Advances in Neural Information Processing Systems* 35 (2022), 9538–9551.
- [94] Ashutosh Saxena, Justin Driemeyer, and Andrew Y Ng. 2009. Learning 3-d object orientation from images. In *2009 IEEE International conference on robotics and automation*. IEEE, 794–800.
- [95] Hope Schroeder, Deb Roy, and Jad Kabbara. 2025. Just Put a Human in the Loop? Investigating LLM-Assisted Annotation for Subjective Tasks. In *Findings of the Association for Computational Linguistics: ACL 2025*, Wanxiang Che, Joyce Nabende, Ekaterina Shutova, and Mohammad Taher Pilehvar (Eds.). Association for Computational Linguistics, Vienna, Austria, 25771–25795.
- [96] Tanusree Sharma, Abigale Stangl, Lotus Zhang, Yu-Yun Tseng, Inan Xu, Leah Findlater, Danna Gurari, and Yang Wang. 2023. Disability-First Design and Creation of A Dataset Showing Private Visual Information Collected With People Who Are Blind. In *Proceedings of the 2023 CHI Conference on Human Factors in Computing Systems (CHI '23)*. Association for Computing Machinery, New York, NY, USA, 1–15. doi:10.1145/3544548.3580922
- [97] Rachel N. Simons, Danna Gurari, and Kenneth R. Fleischmann. 2020. "I Hope This Is Helpful": Understanding Crowdworkers' Challenges and Motivations for an Image Description Task. 4 (2020), 1–26. Issue CSCW2. doi:10.1145/3415176
- [98] Abigale Stangl, Emma Sadjo, Pardis Emami-Naeini, Yang Wang, Danna Gurari, and Leah Findlater. 2023. "Dump It, Destroy It, Send It to Data Heaven": Blind People's Expectations for Visual Privacy in Visual Assistance Technologies. In *Proceedings of the 20th International Web for All Conference* (New York, NY, USA, 2023-04-30) (W4A '23). Association for Computing Machinery, 134–147. doi:10.1145/3587281.3587296
- [99] Abigale Stangl, Kristina Shiroma, Nathan Davis, Bo Xie, Kenneth R. Fleischmann, Leah Findlater, and Danna Gurari. 2022. Privacy Concerns for Visual Assistance Technologies. *ACM Trans. Access. Comput.* 15, 2, Article 15 (May 2022), 43 pages. doi:10.1145/3517384
- [100] Abigale Stangl, Nitin Verma, Kenneth R. Fleischmann, Meredith Ringel Morris, and Danna Gurari. 2021. Going Beyond One-Size-Fits-All Image Descriptions to Satisfy the Information Wants of People Who Are Blind or Have Low Vision. In *Proceedings of the 23rd International ACM SIGACCESS Conference on Computers and Accessibility* (New York, NY, USA, 2021-10-17) (ASSETS '21). Association for Computing Machinery, 1–15. doi:10.1145/3441852.3471233
- [101] Jian Sun, Wenfei Cao, Zongben Xu, and Jean Ponce. 2015. Learning a convolutional neural network for non-uniform motion blur removal. In *Proceedings of the IEEE conference on computer vision and pattern recognition*. 769–777.
- [102] Zhen Tan, Dawei Li, Song Wang, Alimohammad Beigi, Bohan Jiang, Amrita Bhattacharjee, Mansoor Karami, Jundong Li, Lu Cheng, and Huan Liu. 2024. Large Language Models for Data Annotation and Synthesis: A Survey. In *Proceedings of the 2024 Conference on Empirical Methods in Natural Language Processing*, Yaser Al-Onaizan, Mohit Bansal, and Yun-Nung Chen (Eds.). Association for Computational Linguistics, Miami, Florida, USA, 930–957. doi:10.18653/v1/2024.emnlp-main.54
- [103] Xinru Tang, Ali Abdolrahmani, Darren Gergle, and Anne Marie Piper. 2025. Everyday Uncertainty: How Blind People Use GenAI Tools for Information Access. In *Proceedings of the 2025 CHI Conference on Human Factors in Computing Systems*. 1–17.
- [104] Aman Singh Thakur, Kartik Choudhary, Venkat Srinik Ramayapally, Sankaran Vaidyanathan, and Dieuwke Hupkes. 2025. Judging the Judges: Evaluating Alignment and Vulnerabilities in LLMs-as-Judges. In *Proceedings of the Fourth Workshop on Generation, Evaluation and Metrics (GEM<sup>2</sup>)*, Ofir Arviv, Miruna Clinciu, Kaustubh Dhole, Rotem Dror, Sebastian Gehrmann, Eliya Habba, Itay Itzhak, Simon Mille, Yotam Perlit, Enrico Santus, João Sedoc, Michal Shmueli Scheuer, Gabriel Stanovsky, and Oyvind Tafjord (Eds.). Association for Computational Linguistics, Vienna, Austria and virtual meeting, 404–430.
- [105] The R Foundation. 2025. R: The R Project for Statistical Computing. <https://www.r-project.org/>.
- [106] Lida Theodorou, Daniela Massiceti, Luisa Zintgraf, Simone Stumpf, Cecily Morrison, Edward Cutrell, Matthew Tobias Harris, and Katja Hofmann. 2021. Disability-first dataset creation: Lessons from constructing a dataset for teachable object recognition with blind and low vision data collectors. In *Proceedings of the 23rd International ACM SIGACCESS Conference on Computers and Accessibility*. 1–12.
- [107] Ameni Trabelsi, Maria Zontak, Yiming Qian, Brian Jackson, Suleiman Khan, and Umit Batur. 2025. What Matters When Building Vision Language Models for Product Image Analysis? (2025).
- [108] Tess Van Daele, Akhil Iyer, Yuning Zhang, Jalyn C Derry, Mina Huh, and Amy Pavel. 2024. Making short-form videos accessible with hierarchical video summaries. In *Proceedings of the 2024 CHI Conference on Human Factors in Computing Systems*. 1–17.
- [109] Ramakrishna Vedantam, C. Lawrence Zitnick, and Devi Parikh. 2015. CIDEr: Consensus-Based Image Description Evaluation. 4566–4575. [https://openaccess.thecvf.com/content\\_cvpr\\_2015/html/Vedantam\\_CIDEr\\_Consensus-Based\\_Image\\_2015\\_CVPR\\_paper.html](https://openaccess.thecvf.com/content_cvpr_2015/html/Vedantam_CIDEr_Consensus-Based_Image_2015_CVPR_paper.html)

## Evaluating How Image Quality Affects Product Captioning with VLMs

- [110] Oriol Vinyals, Alexander Toshev, Samy Bengio, and Dumitru Erhan. 2015. Show and Tell: A Neural Image Caption Generator. In *2015 IEEE Conference on Computer Vision and Pattern Recognition (CVPR)* (Boston, MA, USA, 2015-06). IEEE, 3156–3164. doi:10.1109/CVPR.2015.7298935
- [111] Tess Winlock, Eric Christiansen, and Serge Belongie. 2010. Toward real-time grocery detection for the visually impaired. In *2010 IEEE Computer Society Conference on Computer Vision and Pattern Recognition - Workshops*. 49–56. doi:10.1109/CVPRW.2010.5543576
- [112] Jingyi Xie, Rui Yu, He Zhang, Syed Masum Billah, Sooyeon Lee, and John M. Carroll. 2025. *Beyond Visual Perception: Insights from Smartphone Interaction of Visually Impaired Users with Large Multimodal Models*. arXiv:2502.16098 [cs] doi:10.48550/arXiv.2502.16098
- [113] Jingyi Xie, Rui Yu, He Zhang, Syed Masum Billah, Sooyeon Lee, and John M Carroll. 2025. Beyond Visual Perception: Insights from Smartphone Interaction of Visually Impaired Users with Large Multimodal Models. In *Proceedings of the 2025 CHI Conference on Human Factors in Computing Systems*. 1–17.
- [114] Yasin Abbasi Yadkori, Ilja Kuzborskij, David Stutz, András György, Adam Fisch, Arnaud Doucet, Iuliya Beloshapka, Wei-Hung Weng, Yao-Yuan Yang, Csaba Szepesvári, et al. 2024. Mitigating llm hallucinations via conformal abstention. *arXiv preprint arXiv:2405.01563* (2024).
- [115] Chun-Ju Yang, Kristen Grauman, and Danna Gurari. 2018. Visual Question Answer Diversity. In *Proceedings of the AAAI Conference on Human Computation and Crowdsourcing* (2018), Vol. 6. 184–192. <https://ojs.aaai.org/index.php/HCOMP/article/view/13341>
- [116] Cong Yao, Xiang Bai, Wenyu Liu, Yi Ma, and Zhuowen Tu. 2012. Detecting texts of arbitrary orientations in natural images. In *2012 IEEE conference on computer vision and pattern recognition*. 1083–1090.
- [117] Xiaoyu Zeng, Yanan Wang, Tai-Yin Chiu, Nilavra Bhattacharya, and Danna Gurari. 2020. Vision Skills Needed to Answer Visual Questions. 4 (2020), 1–31. Issue CSCW2. doi:10.1145/3415220
- [118] Guanqi Zhan, Weidi Xie, and Andrew Zisserman. 2022. A Tri-Layer Plugin to Improve Occluded Detection. In *BMVC*.
- [119] Tianyi Zhang, Varsha Kishore, Felix Wu, Kilian Q. Weinberger, and Yoav Artzi. 2020. *BERTScore: Evaluating Text Generation with BERT*. arXiv:1904.09675 [cs] doi:10.48550/arXiv.1904.09675
- [120] Yuhui Zhang, Alyssa Unell, Xiaohan Wang, Dhruva Ghosh, Yuchang Su, Ludwig Schmidt, and Serena Yeung-Levy. 2024. Why Are Visually-Grounded Language Models Bad at Image Classification? *Advances in Neural Information Processing Systems* 37 (Dec. 2024), 51727–51753.
- [121] Youjian Zhang, Chaoyue Wang, Stephen J Maybank, and Dacheng Tao. 2021. Exposure trajectory recovery from motion blur. *IEEE Transactions on Pattern Analysis and Machine Intelligence* 44, 11 (2021), 7490–7504.
- [122] Yuhang Zhao, Sarit Szpiro, Jonathan Knighten, and Shiri Azenkot. 2016. CueSee: Exploring Visual Cues for People with Low Vision to Facilitate a Visual Search Task. In *Proceedings of the 2016 ACM International Joint Conference on Pervasive and Ubiquitous Computing* (Heidelberg Germany, 2016-09-12). ACM, 73–84. doi:10.1145/2971648.2971730
- [123] Yuhang Zhao, Shaomei Wu, Lindsay Reynolds, and Shiri Azenkot. 2018. A Face Recognition Application for People with Visual Impairments: Understanding Use Beyond the Lab. In *Proceedings of the 2018 CHI Conference on Human Factors in Computing Systems* (Montreal QC Canada, 2018-04-21). ACM, 1–14. doi:10.1145/3173574.3173789
- [124] Yi Zhao, Yilin Zhang, Rong Xiang, Jing Li, and Hillming Li. 2024. VIALM: A Survey and Benchmark of Visually Impaired Assistance with Large Models. arXiv:2402.01735 [cs] doi:10.48550/arXiv.2402.01735
- [125] Lianmin Zheng, Wei-Lin Chiang, Ying Sheng, Siyuan Zhuang, Zhanghao Wu, Yonghao Zhuang, Zi Lin, Zhuohan Li, Dacheng Li, Eric P. Xing, Hao Zhang, Joseph E. Gonzalez, and Ion Stoica. 2023. Judging LLM-as-a-Judge with MT-Bench and Chatbot Arena. arXiv:2306.05685 [cs] doi:10.48550/arXiv.2306.05685

## A Image Captioning Prompt for all VLMs

You are a helpful assistant who identifies products in images for blind and low-vision individuals. Identify the product in the image while following these guidelines:

1: Identify crucial features about the product, including:

- Object type (can, bag, plastic container, etc.)
- Product type (prepared or frozen meal, seasoning mix, soda, coffee)
- Brand (Heinz, Coca-Cola, Starbucks, etc.)
- Variety (specific flavors, sizes, count of items, etc.)
- Visual features (color, shape, size, etc.)

2: Use clear, direct, and objective language. Do not use vague adjectives like ‘large’ or ‘small’, or vague adverbs like ‘prominently’ or ‘clearly’.

3: DO NOT mention camera artifacts (e.g., blur) or if an object is partially visible.

4: DO NOT use introductory phrases (e.g., ‘The image shows’, ‘The object is’, ‘The primary object is’).

## B Crowd Worker Ratings for Captionability of Images and Image Quality Issues in Our Dataset

Table 7. The final dataset for Study 2 included 1,859 images, with 729 images being high-quality images and 1,130 being low-quality images, taken by BLV people. Each image has at least three captions from crowd workers (i.e, no more than 3 people said the image was Unrecognizable). High-quality images have no image quality issue > 1; low-quality images have at least one image quality issue where four or more captioners said that issue was present. The 17 high-quality images with rotation  $\geq 4$  were images that only had a rotation issue (noted by the crowdworkers) but were actually not rotated, as checked by two researchers; since they had no other quality issues, we moved these into the high-quality subset. Each row indicates how many captioners noted that an image was unrecognizable or had the specified image quality issue. The percentage in brackets is computed column-wise (e.g., for high-quality images, 14.95% of images had one captioner specify blur as an image quality issue).

Image Type	Num. Captioners	Unrecognizable	Blur	Framing	Rotation	Obstruction	Too Dark	Too Bright	Other	No Issue
High-Quality (729 Images)	0	706 (96.8%)	620 (85.1%)	529 (72.6%)	687 (94.2%)	718 (98.5%)	729 (100.0%)	726 (99.6%)	721 (98.9%)	17 (2.3%)
	1	18 (2.5%)	109 (15.0%)	200 (27.4%)	25 (3.4%)	11 (1.5%)	0	3 (0.4%)	8 (1.1%)	0
	2	5 (0.7%)	0	0	0	0	0	0	0	0
	3	0	0	0	0	0	0	0	0	0
	4	0	0	0	14 (1.9%)	0	0	0	0	346 (47.5%)
	5	0	0	0	3 (0.4%)	0	0	0	0	366 (50.2%)
Low-Quality (1,130 Images)	0	936 (82.8%)	311 (27.5%)	168 (14.9%)	585 (51.8%)	1018 (90.1%)	973 (86.1%)	960 (85.0%)	1081 (95.7%)	1130 (100.0%)
	1	194 (17.2%)	173 (15.3%)	137 (12.2%)	112 (9.9%)	88 (7.8%)	133 (11.8%)	131 (11.6%)	48 (4.3%)	0
	2	0	106 (9.4%)	132 (11.7%)	90 (8.0%)	6 (0.5%)	18 (1.6%)	23 (2.0%)	1 (0.1%)	0
	3	0	76 (6.7%)	136 (12.0%)	75 (6.6%)	4 (0.4%)	2 (0.2%)	8 (0.7%)	0	0
	4	0	278 (24.6%)	395 (35.0%)	209 (18.5%)	10 (0.9%)	3 (0.3%)	5 (0.4%)	0	0
	5	0	186 (16.5%)	162 (14.3%)	59 (5.2%)	4 (0.4%)	1 (0.1%)	3 (0.3%)	0	0

## C Additional Examples of Product Identification Performance on Low-Quality Images

Received 11 September 2025

## Evaluating How Image Quality Affects Product Captioning with VLMs

Table 8. Examples of blurred product images where VLMs may only provide high-level information or incorrectly infer what the product is. Captions were shortened for presentation purposes only, indicated by [...].



Image	Annotation	GPT	Gemini	Llama	Molmo
	<b>Product:</b> instant oatmeal <b>Brand:</b> Quaker <b>Variety:</b> raisin; date; walnut	[Correct] Box of <b>Quaker</b> brand instant oatmeal in the Raisin, Date & Walnut variety, with a yellow and blue color scheme and the <b>Quaker</b> logo featuring a man in a hat.	[Correct] A yellow box of <b>Quaker Instant Oatmeal</b> in the Raisin, Date, and Walnut flavor. The <b>Quaker</b> logo, a man in a hat, is shown above the word "Quaker" on a blue stripe. Below this, a red rectangle states "Raisin, Date & Walnut" in white text.	[Incorrect] The product is a box of <b>Quaker</b> Old Fashioned Oats, featuring a blue and yellow color scheme with a red rectangle on the front. The box has a rectangular shape and a medium size. <b>Missing:</b> - product: instant oatmeal - variety: raisin; date; walnut	[Incorrect] A rectangular box of <b>Quaker</b> oats, specifically oatmeal packets. The brand name " <b>QUAKER</b> " is visible on the packaging, with additional text indicating the flavor "raisin, date, and walnut". <b>Missing:</b> - product: instant oatmeal
	<b>Product:</b> yogurt <b>Brand:</b> Yoplait	[Incorrect] Aluminum can with a pink top, featuring a white awareness ribbon design, commonly associated with breast cancer awareness campaigns. Specific brand and variety are not identifiable from visible features. <b>Missing:</b> - product: yogurt - brand: Yoplait	[Incorrect] A pink, spherical chocolate candy in a shiny metallic wrapper. A white ribbon design is on the front, along with the word "GODIVA" in white lettering. <b>Missing:</b> - product: yogurt - brand: Yoplait	[Incorrect] A cylindrical, red can with a white logo and text. The logo is a stylized letter "D" with the brand name "Dr Pepper" written in white text next to it. [...] <b>Missing:</b> - product: yogurt - brand: Yoplait	[Incorrect] Coffee bag from Eight O'Clock Coffee brand. Red packaging with white branding visible. <b>Missing:</b> - product: yogurt - brand: Yoplait

Table 9. Examples of images illustrating how framing affects product identification and resulting captions. In the Corn Pops and McCormick Great Guacamole examples, VLMs all fail to fill in the missing information that would lead to correct identification. The Honey Nut Cheerios example provides two alternate framings where more or less of the text is visible. Despite the cereal's mascot being visible on both, Llama and Molmo fail to correctly identify the product when more of the product text is hidden. Captions were shortened for presentation purposes only, indicated by [...].





Image	Annotation	GPT	Gemini	Llama	Molmo
	<b>Product:</b> cereal <b>Brand:</b> Kellogg's <b>Variety:</b> Corn Pops	[Incorrect] Cardboard box of breakfast cereal, likely corn flakes, with yellow flakes pictured in a bowl of milk and bold red and blue outlined letters on a yellow background. <b>Missing:</b> - brand: Kellogg's - variety: Corn Pops	[Incorrect] A rectangular box of Cap'n Crunch's Crunch Berries cereal. The box is yellow and red with an image of crunchy cereal pieces. <b>Missing:</b> - brand: Kellogg's - variety: Corn Pops	[Incorrect] The product is a box of Kraft macaroni and cheese. The box is yellow and features the brand name in red letters, with a black and white logo in the top-left corner. The background of the box is yellow, and it has a white border around the edges. <b>Missing:</b> - product: cereal - brand: Kellogg's - variety: Corn Pops	[Incorrect] Coffee-Mate French Vanilla coffee creamer bottle, white with yellow label, on yellow background. 32 fl oz (946 ml) size. Red lettering on left side. Partial yellow and black text on right, "CASH" visible. <b>Missing:</b> - product: cereal - brand: Kellogg's - variety: Corn Pops
	<b>Product:</b> seasoning mix <b>Brand:</b> McCormick Produce Partners <b>Variety:</b> Great Guacamole	[Incorrect] Packet of <b>McCormick Produce Partners</b> Great Sample seasoning mix, featuring a yellow label with black and red text, outlined in green and black. <b>Missing:</b> - variety: Great Guacamole	[Incorrect] A rectangular pouch of <b>McCormick Produce Partners</b> Great American Potato seasoning mix. The top is black, and a red banner with the white McCormick logo is below it. The main part of the pouch is yellow with green borders. <b>Missing:</b> - variety: Great Guacamole	[Incorrect] The product is a bag of <b>McCormick's</b> "Great Sample" <b>Produce Partners</b> seasoning mix, featuring the brand name " <b>McCormick</b> " and the product name " <b>Produce Partners</b> " in black text on a yellow background. [...] <b>Missing:</b> - variety: Great Guacamole	[Incorrect] <b>McCormick Produce Partners</b> Great (partially visible) package. Black top, yellow background with green outline. Red and black text, McCormick logo with blue M and red C. Red banner with white text "Produce Partners". <b>Missing:</b> - product: seasoning mix - variety: Great Guacamole
	<b>Product:</b> cereal <b>Brand:</b> Cheerios <b>Variety:</b> Honey Nut	[Correct] Cereal box, <b>Honey Nut Cheerios</b> , General Mills brand, honey nut flavor, features a cartoon bee mascot and a bowl of cereal with honey being drizzled, predominantly orange and yellow color scheme.	[Correct] A box of General Mills <b>Honey Nut Cheerios</b> cereal. The box is orange, with a cartoon bee character holding a honey dipper over a red bowl of cereal with milk.	[Correct] The product is a red and orange cereal box featuring the <b>Honey Nut Cheerios</b> brand and variety. The box is adorned with a yellow bee character and contains a bowl of cereal with a honey dipper on top.	[Correct] Cereal box: Type: Box Product: Cereal Brand: Kellogg's Variety: <b>Honey Nut Cheerios</b> Shape: Rectangular Color scheme: Orange and yellow Prominent graphic: Honeybee character Main graphic: Bowl of <b>Cheerios</b> cereal with milk, honey drizzled on top
	<b>Product:</b> cereal <b>Brand:</b> Cheerios <b>Variety:</b> Honey Nut	[Correct] Cardboard box of <b>Honey Nut Cheerios</b> cereal by General Mills, featuring the honey bee mascot holding a honey dipper, with round oat cereal pieces and text highlighting it as "America's Favorite Cereal." The box has an orange and blue color scheme. Net weight is 1 lb 5 oz (595 g).	[Correct] Cereal box of <b>Honey Nut Cheerios</b> . The box is red with blue and yellow accents. It features a cartoon bee holding a honey dipper, and a bowl of cereal. The text "America's Favorite Cereal" is written on the bottom. The net weight is 1 pound, 1 ounce (481 grams).	[Incorrect] Product Description - Object Type: Plastic container - Product Type: Prepared meal - Brand: Heinz - Variety: Baked beans[...] <b>Missing:</b> - product: cereal - brand: Cheerios - variety: Honey Nut	[Incorrect] Cereal box: Kellogg's Froot Loops. Red background. Yellow text on blue banner: "America's Favorite Cereal". Animated bee character holding a Froot Loop. Visible net weight: 11oz. Standing on wooden floor. <b>Missing:</b> - brand: Cheerios - variety: Honey Nut

Table 10. Examples of images with rotation issues where different VLMs may only provide high-level information or incorrectly infer what the product is. Captions were shortened for presentation purposes only, indicated by [...].








Image	Annotation	GPT	Gemini	Llama	Molmo
	<b>Product:</b> Deli Napoli Meatballs  <b>Brand:</b> Lite n' Easy	<b>[Incorrect]</b> Round plastic container of DEKA brand Angel Cookies. The lid is white with a red and white label that features the brand logo and product name.  <b>Missing:</b> - <b>product:</b> Deli Napoli Meatballs - <b>brand:</b> Lite n' Easy	<b>[Incorrect]</b> A round, plastic, white container of <b>Deli Napoli Meatballs</b> , 100g. The lid is white with a red stripe across the top and the words "Deli Easy" in white font. Below that, the words "Napoli Meatballs" are written in black cursive font. The bottom of the lid has a red recycling symbol and the words "Store below 4°C."  <b>Missing:</b> - <b>brand:</b> Lite n' Easy	<b>[Incorrect]</b> This is a plastic container of meatballs from the brand IDEAL, with a white label and red accents. The label features black text, including the product name "Meatballs" and a handwritten note. The container has a round shape and is placed on a beige surface, accompanied by a black object in the bottom right corner.  <b>Missing:</b> - <b>product:</b> Deli Napoli Meatballs - <b>brand:</b> Lite n' Easy	<b>[Incorrect]</b> Kraft Philadelphia cream cheese container, 8 oz.  <b>Missing:</b> - <b>product:</b> Deli Napoli Meatballs - <b>brand:</b> Lite n' Easy
	<b>Product:</b> juice  <b>Brand:</b> Dawn  <b>Variety:</b> Smooth 'n Juicy	<b>[Incorrect]</b> Carton of Dalin <b>Smooth n' Juicy</b> orange juice, featuring an image of orange slices and juice splash on a blue and orange background.  <b>Missing:</b> - <b>brand:</b> Dawn	<b>[Incorrect]</b> A blue and orange juice box is oriented vertically.[...] The juice box is Dairymen brand orange juice. The top of the juice box is blue and has a logo in white that says Dairymen. [...] Beneath the logo, the words "Smooth 'n Juicy" are written in yellow and orange. [...]  <b>Missing:</b> - <b>brand:</b> Dawn	<b>[Incorrect]</b> The product is a rectangular-shaped carton of orange juice with the top-left corner of the carton facing the viewer. [...]The brand name "Dair" is written in white text on the top-right corner of the carton, while the product name "Smooth 'n Juicy" is displayed in yellow and white 3D-style text on the center-left side. [...]  <b>Missing:</b> - <b>brand:</b> Dawn	<b>[Incorrect]</b> A blue rectangular container of orange juice smoothie. The container displays an image of oranges and has "Smooth" in white text and "Juice" in yellow text with a drop shadow. The brand "Dewon" is written in cursive script, with the "W" featuring a leaf design. The container is placed at an angle on a light brown-orange countertop.  <b>Missing:</b> - <b>brand:</b> Dawn - <b>variety:</b> Smooth 'n Juicy

Table 11. Examples of images with multiple issues (blur, framing, and rotation) with variations in product captions. Two slightly different frames of the same product, a package of Mucinex Expectorant Maximum Strength medication, are shown along with generated captions.

Image	Product Annotation	GPT	Gemini	Llama	Molmo
	<b>Product:</b> Expectorant  <b>Brand:</b> Mucinex  <b>Variety:</b> maximum strength	<b>[Incorrect]</b> Box of <b>Mucinex</b> expectorant tablets, blue and white packaging, designed to relieve chest congestion, thin and loosen mucus, and intended for adults and children over 12 years.  <b>Missing:</b> - <b>variety:</b> maximum strength	<b>[Incorrect]</b> A rectangular box of <b>Mucinex</b> expectorant, extended-release bi-layer tablets. The box is white with the "Mucinex" brand name printed in blue letters. It contains 40 tablets and lists "Relieves chest congestion" and "Thins and loosens mucus" in blue text on a blue background on the side of the box.  <b>Missing:</b> - <b>variety:</b> maximum strength	<b>[Incorrect]</b> The product is a white box with a red stripe and blue accents, featuring the brand name "Aucinex" in dark blue text. [...] along with additional text in smaller white letters on a blue background. The background of the image is a light-colored wood surface, likely a table or countertop.  <b>Missing:</b> - <b>product:</b> expectorant - <b>brand:</b> mucinex - <b>variety:</b> maximum strength	<b>[Incorrect]</b> Aucinex expectorant box. It's a medication product, likely used for respiratory conditions. The box has a white background with a blue strip and red curvy line. The brand name "Aucinex" is visible in blue text.  <b>Missing:</b> - <b>brand:</b> mucinex - <b>variety:</b> maximum strength
	<b>Product:</b> Expectorant  <b>Brand:</b> Mucinex  <b>Variety:</b> maximum strength	<b>[Correct]</b> Box of <b>Mucinex Maximum Strength Expectorant</b> , 1200 mg guaifenesin extended-release bi-layer tablets, labeled for 12-hour relief, with 14 tablets indicated on the blue section, primarily white packaging with blue and red accents.	<b>[Correct]</b> A white and blue box of <b>Maximum Strength Mucinex Expectorant</b> contains 1200 mg guaifenesin extended-release bi-layer tablets. [...] A white-outlined circle with a blue arrow pointing rightward and the words "12 HOUR" [...] It reads: "Relieves Chest Congestion" and "Thins And Loosens Mucus." Below this in white, it states: "10 extended-release bi-layer tablets."	<b>[Incorrect]</b> The product is a box of <b>Mucinex Expectorant</b> tablets. The box is white with blue and red accents, featuring the brand name "Mucinex" in large blue letters on the front. [...]  <b>Missing:</b> - <b>variety:</b> maximum strength	<b>[Correct]</b> Boxed expectorant medication. Brand: <b>Mucinex</b> . Variety: <b>Maximum Strength 12-Hour Extended Release Chest Congestion</b> . packaging features red and blue color scheme on a white background.

## Evaluating How Image Quality Affects Product Captioning with VLMs

Table 12. Examples of images with text panels and rounded labels. VLMs can read text panels, but often incorrectly or miss key information. Rounded objects can often obscure the label, requiring more inference on what the product is that humans can do well, but VLMs still struggle with. Captions were shortened for presentation purposes only, indicated by [...].

Image	Annotation	GPT	Gemini	Llama	Molmo
	<b>Product:</b> ground beef <b>Variety:</b> 90% lean; 10% fat	<b>[Incorrect]</b> Plastic-wrapped foam tray of <b>ground beef</b> , labeled as "Ground Beef 93% Lean 7% Fat" and "Beef Ground Round USA." [...] <b>Missing:</b> - variety: 90% lean; 10% fat	<b>[Incorrect]</b> <b>Ground beef</b> , 96% lean/4% fat, in a plastic and Styrofoam tray with a Nutrition Facts label and safe handling instructions. <b>Missing:</b> - variety: 90% lean; 10% fat	<b>[Incorrect]</b> The product is a package of <b>ground beef</b> . The package is blue and rectangular with a clear plastic window showing the red ground beef inside. [...] <b>Missing:</b> - variety: 90% lean; 10% fat	<b>[Incorrect]</b> <b>Ground beef</b> in blue plastic container with clear plastic top. Nutrition facts label on left side shows 93% lean/7% fat. [...] <b>Missing:</b> - variety: 90% lean; 10% fat
	<b>Product:</b> sloppy joe sauce <b>Brand:</b> manwich	<b>[Incorrect]</b> Metal can of what appears to be a tomato-based product, featuring an image of a tomato and other vegetables on the label. [...] The specific brand and variety are not fully visible. <b>Missing:</b> - product: sloppy joe sauce - brand: Manwich	<b>[Incorrect]</b> A red metal can of Campbell's brand condensed tomato soup. The label features a large, realistic image of a red tomato. <b>Missing:</b> - product: sloppy joe sauce - brand: Manwich	<b>[Incorrect]</b> The product is a can of tomato sauce. The can is red with a blue and white label. The label has a picture of a tomato on it. The brand name is not visible. [...] <b>Missing:</b> - product: sloppy joe sauce - brand: Manwich	<b>[Incorrect]</b> Small metal can of Hunt's tomato sauce. White label with red color block. Recipes on label for dishes using product. Image of red tomatoes on label. <b>Missing:</b> - product: sloppy joe sauce - brand: Manwich
	<b>Product:</b> peach; slices <b>Brand:</b> Sweet Harvest <b>Variety:</b> heavy syrup	<b>[Correct]</b> Metal can of <b>Sweet Harvest</b> brand yellow cling <b>peach slices</b> in <b>heavy syrup</b> . The can has an orange and yellow label with images of peach slices and green accents.	<b>[Correct]</b> A can of <b>Sweet Harvest</b> Yellow Cling <b>Peach Slices</b> in <b>heavy syrup</b> . The can is primarily yellow and orange, with a picture of peach slices at the top. The product name is displayed in white text against an orange background.	<b>[Incorrect]</b> Product Description - Object Type: Can - Product Type: Prepared meal - Brand: Great Value - Variety: <b>Peach Slices</b> in Syrup - Visual Features: Yellow and orange can with a green leaf logo on the front. <b>Missing:</b> - brand: Sweet Harvest - variety: heavy syrup	<b>[Incorrect]</b> A yellow can of Del Monte Sweet Peas. <b>Missing:</b> - product: peach; slices - brand: Sweet Harvest - variety: heavy syrup