

# Soteria: Efficient Symbolic Execution as a Functional Library

Perhaps you *should* write your own symbolic execution engine!

SACHA-ÉLIE AYOUN, Imperial College London and Soteria Tools Ltd, United Kingdom

OPALE SJÖSTEDT, Imperial College London and Soteria Tools Ltd, United Kingdom

AZALEA RAAD, Imperial College London and Soteria Tools Ltd, United Kingdom

Symbolic execution (SE) tools often rely on intermediate languages (ILs) to support multiple programming languages, promising reusability and efficiency. In practice, this approach introduces trade-offs between performance, accuracy, and language feature support. We argue that building SE engines *directly* for each source language is both simpler and more effective. We present SOTERIA, a lightweight OCaml library for writing SE engines in a functional style, without compromising on performance, accuracy or feature support. SOTERIA enables developers to construct SE engines that operate directly over source-language semantics, offering *configurability*, compositional reasoning, and ease of implementation. Using SOTERIA, we develop SOTERIA<sup>RUST</sup>, the *first* Rust SE engine supporting Tree Borrows (the intricate aliasing model of Rust), and SOTERIA<sup>C</sup>, a compositional SE engine for C. Both tools are competitive with or outperform state-of-the-art tools such as Kani, Pulse, CBMC and Gillian-C in performance and the number of bugs detected. We formalise the theoretical foundations of SOTERIA and prove its soundness, demonstrating that sound, efficient, accurate, and expressive SE can be achieved without the compromises of ILs.

## 1 Introduction

In the last two decades, a number of symbolic execution (SE) tools were designed with the intent of supporting *multiple languages*, including Infer [10, 27] for Java, C, Hack, and Python, Gillian [18, 32] for JavaScript, C, and Rust [3], as well as others [1, 9, 34]. To do this, each such tool relies on an *intermediate language* (IL) and offers an SE engine that can execute IL code. A putative advantage of having an IL is that one can avoid re-implementing an SE engine for each new language  $L$ : instead, one can obtain it by *compiling*  $L$  to IL. In this work, we argue that one *should* implement an SE engine for each language and start by addressing two arguments commonly made in favour of ILs.

**Argument 1: Design once, use often!** This oft-touted mantra of ILs refers to their reusability when adding support for a new language. In practice, however, designing both an efficient and sufficiently expressive IL is far from straightforward, and it requires *foresight* to predict all possible features in future languages. In our experience, this then results in either a bloated IL that is *inefficient*, or an *incomplete* IL that cannot support the desired features. In the latter case, one can either revisit the IL to extend it with the required features, defeating the goal of ‘design once’; forgo supporting these features altogether, resulting in incomplete reasoning; or extend the compiler with complex pre-analyses to offset the lack of support in the IL, resulting in *ad hoc solutions*.

Practically all three of these IL-related issues—inefficiency, incompleteness, and ad hoc solutions—are illustrated in the various attempts of existing tools to analyse Rust using ILs, such as CBMC’s GOTO [25] (used by Kani [48]) or GIL (used by Gillian-Rust [3]). For example, GOTO does not support detecting uninitialised memory accesses, which are undefined behaviours (UBs), and so the Kani compiler performs an entire points-to analysis to enable this detection, which still remains incomplete. Further, detecting aliasing violations as per the intricate Tree Borrows [49] aliasing model of Rust remains entirely beyond the reach of Kani. On the other hand, Gillian-Rust encodes Rust pointers and mutable borrows in creative ways because GIL does not have the constructs to express these concepts naturally, hindering the expressivity and efficiency of the analysis.

---

Authors’ Contact Information: Sacha-Élie Ayoun, s.ayoun17@imperial.ac.uk, Imperial College London and Soteria Tools Ltd, United Kingdom; Opale Sjøstedt, opale.sjostedt23@imperial.ac.uk, Imperial College London and Soteria Tools Ltd, United Kingdom; Azalea Raad, azalea.raad@imperial.ac.uk, Imperial College London and Soteria Tools Ltd, United Kingdom.

Note that although using an *existing* IL such as LLVM-IR or Wasm eschews the need for a dedicated compiler, it often leads to *inaccurate* analyses. This is because existing compilers are not *semantics-preserving* [46] and further erase UBs and other information deemed irrelevant to the IL. As such, analysing the resulting IL code may lead to *false positives*. For instance, Wasm does not encode any information required for reasoning about Tree Borrows, and hence Owi [1], an SE engine with Wasm as its IL, cannot find aliasing bugs. Another issue encountered by Owi is the explosion in size of the IL code resulting from compilation, which is likely to make its Rust analysis less efficient. All of this leads us to our first claim:

**Claim 1:** *IL-design is a trade-off between performance, accuracy, and comprehensive support for language features, and one cannot maximise all aspects of this trio at once. A dedicated analysis can.*

**Argument 2: Prove once, use often!** From the meta-theoretical point of view, an IL-based SE engine can be proven sound against its IL once and for all, and then all existing and future analyses built over the IL should inherit its soundness guarantees. This, however, makes a *significant assumption*, namely that the source-to-IL compiler is also sound. Not only is this often not the case in practice [46], verifying (proving sound) a compiler designed for analysis is a highly challenging task [36]. Moreover, as discussed above, compilers often erase UBs and other information unsupported or deemed irrelevant by the IL, leading to gaps in expressivity or even *false negatives* in the analysis (e.g. such false negatives occur in Gillian-C, see §5). This brings us to our second claim:

**Claim 2:** *A trustworthy interpreter for L is not harder to write than a trustworthy L-to-IL compiler.*

**The SOTERIA Framework.** Motivated by our two claims above, we present *SOTERIA*, a simple, yet powerful, OCaml library for writing SE engines. A key novelty of *SOTERIA* is that it abstracts the fixed-IL aspect of the analysis, allowing one to construct an SE engine that operates *directly* on the source language or on an IL close to the source-language semantics. *SOTERIA* provides a *monadic interface*, together with intuitive syntactic sugar, to write SE engines in functional style. To show the utility of *SOTERIA*, we build two SE engines over it: *SOTERIA*<sup>RUST</sup>, our automated symbolic testing engine for Rust; and *SOTERIA*<sup>C</sup>, our automated, compositional, bi-abduction engine for C (see below). Using these two case studies, we show the advantages of *SOTERIA* along several dimensions.

First, we show that using *SOTERIA* results in *highly performant* engines that are either comparable or better than the state of the art. For example, *SOTERIA*<sup>RUST</sup> competes in performance with Kani (a state-of-the-art Rust SE engine, maintained by a team of AWS engineers over the last four years) [48], while covering a significantly larger subset of the Rust semantics (see §4). To our knowledge, *SOTERIA*<sup>RUST</sup> is the *first* SE engine for Rust that supports finding bugs related to the Tree Borrows [49] aliasing model, while there is still *no existing Rust verification tool* [2, 3, 15, 17, 20, 22, 26, 28] that can reason about Tree Borrows.

Second, we show that building SE engines over *SOTERIA* is simple: as presented here, *SOTERIA*<sup>RUST</sup> took a first-year PhD student *merely eight months* to implement. This is partly due to the simple monadic interface of *SOTERIA* that allows one to write SE engines in a functional style that closely resembles a concrete interpreter for the source language, and partly because *SOTERIA* provides a library of *reusable components* that can be used across engines. Indeed, the student re-used many of the components already developed for *SOTERIA*<sup>C</sup> in *SOTERIA*<sup>RUST</sup>.

Third, we show that building over *SOTERIA* leads to *smaller developments* that are thus easier to maintain; for instance, our *SOTERIA*<sup>RUST</sup> development comprises ~13.2 kLoC of OCaml, compared to ~22.9 kLoC of Rust for the Kani development. Finally, we show that it is straightforward to obtain soundness guarantees for *SOTERIA* and the engines built over it. Specifically, we *formalise* the theoretical foundation of *SOTERIA* and prove that the symbolic interpreters built over it are sound as long as they meet certain conditions (see §6), adapting from previous theoretical work [4].

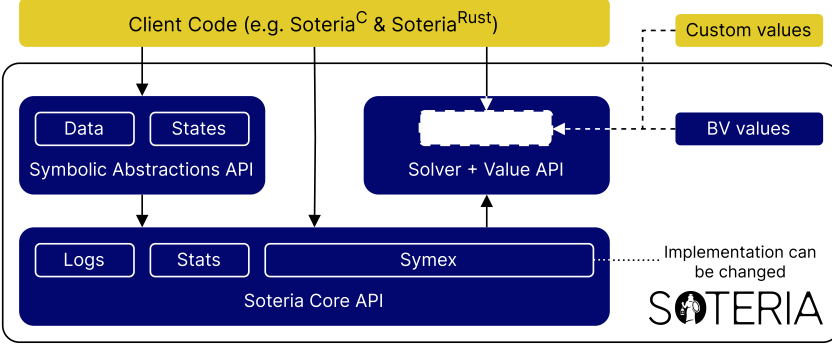


Fig. 1. Overview of the SOTERIA architecture

We further highlight that SOTERIA is *highly flexible and configurable* in three ways. First is the choice of the *source language*: clients of SOTERIA can build analyses over it for any language  $L$ , so long as they develop an interpreter for  $L$ . More notably, they inherit the *soundness guarantees* of SOTERIA by construction, provided they meet the conditions of §6.

Second, SOTERIA is designed to come with *batteries included* and provides out-of-the-box support for logging and statistics. Indeed, logs in SOTERIA are often more informative than those in IL-based frameworks, as they relate directly to the relevant source code rather than to the IL.

Third, inspired by Lööw et al. [30], SOTERIA can be *configured* to perform analysis in one of two *modes*: either *under-approximate* (UX) analysis for *bug catching* [35, 38] (as in Pulse [27]), or *over-approximate* (OX) analysis for *bounded verification* (as in e.g. CBMC). Specifically, the analysis mode  $m$  is passed to the *SE monad* at the core of SOTERIA, which in turn determines the execution path exploration strategy à la  $m$  (exploring *all* paths in OX and *some* paths up to a depth in UX). Importantly, the monadic approach of SOTERIA is also compatible with *unbounded* verification, and it can be achieved using compositional SE [4, 24].

Lastly, SOTERIA is flexible enough to implement various analyses as long as they can be expressed as symbolic execution. Bounded whole-program symbolic testing (WPST) is one such analysis (as in CBMC); bug-finding by means of under-approximate *bi-abduction* (as in Pulse) is another (as per [30]). For instance, our SOTERIA<sup>C</sup> engine supports *both* WPST and fully automatic bi-abductive bug detection. As we show in §5, WPST in SOTERIA<sup>C</sup> is competitive in performance with CBMC [25]. Moreover, its compositional capabilities are competitive in performance with the industry-grade Infer.Pulse (henceforth Pulse) tool, while being *an order of magnitude faster* than Gillian-C [32].

**Contributions and Outline.** Our contributions, described intuitively in §2, are as follows.

- (§3) We present SOTERIA, a functional library, implemented in OCaml, for building *automated, industry-scale* SE engines.
- (§4) We describe SOTERIA<sup>RUST</sup>, our Rust SE engine that outperforms the state of the art in bug finding capabilities, and is the *first* SE engine to support Tree Borrows.
- (§5) We present SOTERIA<sup>C</sup>, our SE engine for C that supports *both* WPST *and* fully automated bug detection using bi-abduction. SOTERIA<sup>C</sup> is comparable to the industry-grade Pulse tool and outperforms Gillian-C (factor of 2) and CBMC (by an order of magnitude).
- (§6) We formalise the theory behind SOTERIA and prove the soundness of its guarantees.
- (§7) We discuss the limitations of SOTERIA and give an overview of related and future work.

## 2 Overview: Build Your Own Symbolic Execution Engine for LANG over SOTERIA

We depict an overview of the SOTERIA architecture in Fig. 1. SOTERIA is an *efficient*, functional programming library written in OCaml that provides:

- a monadic interface with all required primitives to write a symbolic execution (SE) engine;
- an efficient implementation of this interface, parametrised on a user-defined value language;
- a pre-defined instantiation of the value language for convenience;
- pragmatic, developer-friendly tooling for aggregating statistics and logs; and
- ready-made data structures for SE that can be soundly used within symbolic computations.

We present a didactic overview of SOTERIA as a tutorial on using it to implement a *symbolic interpreter*. We do this for a simple side-effect-free expression language, LANG. Our aim is not to give an exhaustive account of SOTERIA’s features, but rather an intuitive account of using it. For lack of space we elide the details unnecessary for understanding the intuition behind SOTERIA. Nevertheless, we present the full details in the appendix (§A). The LANG syntax (in §A) is standard and comprises the expected constructs of let-binding, if-else branching, and so forth.

### Preliminary: Concrete Monadic Interpreter.

In the snippet across we define a simple *concrete monadic interpreter* for the If construct of LANG. We define the interpreter using OCaml syntax as a way to present various concepts required to later understand SOTERIA. First, we assign the monadic bind operator of the ExecutionMonad (defined in §A) to the *custom let-binding* operator `let*`, which we use to sequence *monadic computations*. Effectively, `let* x = e1 in e2` executes the monadic computation `e1`, which may be non-deterministic and may error (i.e. it returns a set of results that are either values or errors). Each error result of `e1` is propagated to the set of final results; for each successful (non-error) result `v`, it continues by executing `e2` with `x` bound to `v`.

When interpreting the If construct, we first evaluate the guard `cond`; once again it may error and yield multiple values. For each successful result `cond_v`, we convert it to an OCaml boolean `cond_b` using `bool_of_val`, which may also error if `cond_v` is not a boolean (i.e. if the evaluated program is ill-typed). Finally, if `cond_b` is true, we evaluate expression `then_e`; otherwise, we evaluate `else_e`.

Note that this interpreter might not be computable, as evaluating any expression may result in an infinite number of results, e.g. by evaluating a `NondetInt` expression that can yield *any* integer. For instance, the program below yields the (infinite) set of results  $\{(ok, x) \mid x > 5\} \cup \{(err, x) \mid x \leq 5\}$ .

```
Let x = NondetInt in (If (x > 5) then Ok x else Error x)
```

```
let ( let* ) = ExecutionMonad.bind
let eval subst expr =
match expr with
| If (cond, then_e, else_e) →
  let* cond_v = eval subst cond in
  let* cond_b = bool_of_val cond_v in
  if cond_b then eval subst then_e
  else eval subst else_e
```

**Symbolic Interpreter with SOTERIA.** Lifting our concrete interpreter above to a *symbolic* one is straightforward with SOTERIA, as shown in the snippet across. It is almost identical to the concrete interpreter, except that, as we describe below, (1) `let*` is now bound to the `Symex.Result.bind` operator, which sequences *symbolic computations*; and (2) instead of branching on a concrete boolean using `if`, we branch on a *symbolic* boolean using `if%sat`.

A symbolic computation is a computation that depends on *symbolic variables*, which represent unknown values. A symbolic computation yields a set of results; each result is associated with a *path condition*, a symbolic boolean (boolean expression with symbolic variables) constraining the symbolic variables under which the result occurs. For instance, consider the example above. During SE, `NondetInt` will yield a *single branch* where `x` is bound to a fresh symbolic variable  $\hat{x}$  representing an unknown integer, with the path condition true (i.e. with no constraint on  $\hat{x}$ ). Indeed, this is a

```
let ( let* ) = Symex.Result.bind
let eval subst expr =
match expr with
| If (cond, then_e, else_e) →
  let* cond_v = eval subst cond in
  let* cond_b = bool_of_val cond_v in
  if%sat cond_b then eval subst then_e
  else eval subst else_e
```

key advantage of SE: infinitely many branches of concrete execution can be represented by a finite number of symbolic branches with symbolic variables. The `Symex.bind` operator sequences symbolic computations by simply threading the path conditions appropriately within each branch.

The `if%sat` construct (which is syntactic sugar for the SOTERIA `Symex.branch_on` primitive – see §3), lifts the concrete notion of conditional branching to the symbolic world. Its condition is a *symbolic* boolean (rather than a concrete one), i.e. a boolean expression that may depend on symbolic variables. It then behaves as expected for SE. First it checks if the guard ( $\hat{x} > 5$  in the example above) is satisfiable; if so, then it executes the `then` branch. Next, it also checks if the negation of the guard ( $\hat{x} \leq 5$  in the example above) is satisfiable; if so, then executes the `else` branch. As such, the SE of the example above returns two branches: (1)  $\langle \text{ok} : \hat{x} \mid \hat{x} > 5 \rangle$ , the (then) branch resulting in the successful result  $\text{ok} : \hat{x}$  with path condition  $\hat{x} > 5$ ; (2)  $\langle \text{err} : \hat{x} \mid \hat{x} \leq 5 \rangle$ , the (else) branch resulting in the error result  $\text{err} : \hat{x}$  with path condition  $\hat{x} \leq 5$ .

**The SOTERIA Symex Module.** The symbolic interpreter described above is implemented using our `Symex` module in SOTERIA. In addition to the `let*` and `if%sat`, the `Symex` module provides a number of primitives that enable users to write *efficient* symbolic interpreters from scratch with *minimal effort*. These primitives include e.g. `nondet` for introducing fresh symbolic variables, or `branches` for creating multiple branches from a list of computations. The latter is useful for modelling real non-determinism (e.g. allocation that may succeed or fail). Finally, `Symex` provides the `run` function that receives three arguments: (1) a symbolic computation; (2) an ‘execution mode’ that determines whether the analysis is *over-approximate* (OX) or *under-approximate* (UX) (inspired by [30]); and (3) an optional *fuel* to limit the breadth and depth of execution (infinite by default). It then executes the computation and returns a list of results, each paired with its path condition.

In addition, SOTERIA provides pre-defined common data structures (`Data` module) and state monad transformers (`State` module) that can be soundly used within symbolic computations, enabling code sharing between various interpreters. Through this reusability and its `Symex` module, SOTERIA simplifies the task of developing *efficient* SE engines. For instance, as we show in §4, this enabled a *first-year* PhD student in our group to develop a highly efficient Rust SE engine that is competitive in performance to the state-of-the-art tool Kani [48] by AWS (developed and maintained by a team of *seasoned industry engineers* in the last *four years*), while covering a substantially larger semantics of Rust, including Tree Borrows [49].

**Symbolic Values and Solvers.** SOTERIA is *highly general* in that users can obtain a *bespoke* `Symex` module tailored to their needs. Specifically, SOTERIA provides a *functor*, `Soteria.Symex.Make`: given a module implementing the SOTERIA `Solver` interface, it produces a `Symex` module tailored to the symbolic value language that the solver can reason about. In the case of `LANG` above, symbolic values need only to range over integers and booleans; as such, the symbolic value language supplied to `Soteria.Symex.Make` only needs to implement these two sorts, as well as operations that may cause branching, e.g. integer comparison. Given such a solver, let us call it `Simple_solver`, the `Symex` module above can be simply obtained by a *single line*: `module Symex = Soteria.Symex.Make (Simple_solver)`.

In practice, users of SOTERIA may often want to re-use an existing solver implementation rather than implementing their own from scratch. To this end, SOTERIA comes with a pre-defined solver module `BV_solver` (described later in §3.1) that implements a symbolic value language based on bit-vectors, comes with several important *optimisations*, and uses Z3 as its underlying SMT solver. That is, while SOTERIA affords its users the *flexibility* to supply their own solvers, it also comes packaged with *efficient, general purpose and ready-to-use* components out of the box.

**Guarantees.** The SOTERIA `Symex` monad provides important soundness guarantees, summarised as follows. (1) Primitives of the `Symex` monad are sound against their concrete counterparts; e.g. `Symex.nondet` indeed abstracts over concrete non-determinism; (2) sequential composition of sound



symbolic computations is sound against the sequential composition of their concrete counterparts; (3) the symbolic `if%sat` construct is sound against the concrete `if` construct. While the user must ensure they compose sound primitives that faithfully capture the concrete semantics of their interpreted language, we believe that doing so is no more difficult than writing a *correct* compiler.

Finally, SOTERIA provides out-of-the-box support for logging and statistics. Logging in SOTERIA is directly integrated in SE: users can log messages at any point of their programs, and SOTERIA can create an HTML report that groups logs by execution path (see §B.2 for an example).

### 3 Implementation

Recall from §2 that SOTERIA comprises several components as depicted in Fig. 1. In what follows, we detail the implementation of the `Solver`, `Symex`, and `Data` modules. We highlight several *optimisations* we have implemented in SOTERIA, and we signpost them clearly with labels **Oi**. These optimisations, while minor in isolation, have been carefully designed to work in synergy and have a significant impact on the overall performance of symbolic execution.

#### 3.1 Solver and Values

Recall that symbolic execution (SE) uses symbolic variables to abstract over sets of values. As discussed in §2, SOTERIA is parametric in its choice of symbolic variables. Specifically, instantiating symbolic variables in SOTERIA requires implementing the `Value` and `Solver` modules. The `Value` module describes the carrying type of symbolic values (or symbolic expressions), while the `Solver` module describes a stateful object to which constraints (i.e. boolean symbolic values) can be added, and which has a `check_sat` function checking whether the current set of constraints is satisfiable.

These two modules have clearly defined interfaces, and the arrows in Fig. 1 indicate that `Symex` depends on the *interfaces* of `Solver` and `Value`, while clients of SOTERIA may additionally depend on the *implementation* of `Value`, which is necessary to construct symbolic values in the first place.

**The Value Interface.** The value interface exposes a minimal set of operations and types required to manipulate symbolic values during SE. It exposes three types: (1) a type `t` carrying values (a popular OCaml convention is to name ‘`t`’ the main type of a module), (2) a type `ty` carrying physical representations of the type of symbolic values; and (3) a ghost type `sbool` for symbolic booleans, exemplified shortly. The interface also exposes `mk_var : Var_id.t → 'a ty → 'a t` to create symbolic variables from a variable identifier and a type, where the resulting value is annotated with the ghost type `'a` corresponding to the provided type; `not : sbool t → sbool t` to negate symbolic booleans, necessary for defining `if%sat` where both the guard and its negation must be checked for satisfiability; and `as_bool : 'a t → bool option` to concretise a symbolic value as a concrete boolean where possible (and otherwise returning `None`). Additional operations such as pretty-printing or variable substitution are also part of the interface but omitted here for brevity.

**The Solver Interface.** The solver interface defines a ‘solver’ of type `t` as an object to which constraints (boolean symbolic values) can be added using `add_constraints`. One can check whether the current state satisfies these constraints using `check_sat`, which returns `SAT`, `UNSAT` or `UNKNOWN` (the `Solver_result.t` type). The current state also records the symbolic variables currently in scope, allowing to create *fresh* variables using `fresh_var`. A solver must be *incremental*: it must support saving the current state using `save`, backtracking the last `n` checkpoints using `backtrack_n`, and resetting to the initial state using `reset`. The solver must provide a way to copy the current state of the solver as a list of boolean symbolic values using `as_values`. Finally, it must provide the `simplify` procedure to simplify a given symbolic value according to the current set of constraints; this is particularly important to enable optimisations in the SE monad, as we discuss below.

```

module type Solver = sig
  module Value : Value.S
  type t
  val add_constraints : t → Value.(sbool t) list → unit
  val check_sat : t → Solver_result.t
  val fresh_var : t → 'a Value.ty → Var_id.t
  val save : t → unit
  val backtrack_n : t → int → unit
  val reset : t → unit
  val as_values : t → 'a Value.t list
  val simplify : t → 'a Value.t → 'a Value.t
end

```

Note that this interface is already implemented by SMT solvers such as Z3 or CVC5, which support incremental solving via push/pop commands. Therefore, a valid implementation is to wrap such an SMT solver directly behind this interface and use the expression language of the SMT solver as the symbolic value representation. However, by keeping the `Value` opaque, we allow for arbitrary abstract implementations of symbolic values, which may enable simplification that are more tailored to the SE use case. Similarly, using the `Solver` interface directly with an SMT solver is inefficient in practice, as SMT solvers are often designed to solve large batches of constraints at once, rather than incrementally adding small constraints. These two insights motivated the design of the `BV_solver` implementation.

**BV\_values.** The `Bv_Value` module *implements* the `Value` interface, using bitvectors to represent most symbolic values. Specifically, a symbolic value is either a bitvector of a given size, an IEEE float of a given precision, a location (memory object identifier) represented as a bitvector, a pointer represented as a location-offset pair (both bitvectors) à la CompCert [29], or a boolean. This is sufficient to represent all values required to symbolically execute C and Rust programs.

Our first optimisation (**O1**) is to hashcons [16] all values to reduce memory consumption, speed up syntactic equality checks, and enable efficient maps and sets of symbolic values. Our second optimisation (**O2**) consists in hiding the data representation of symbolic values to force clients to use constructors that eagerly perform simplifications, following work from Correnson [12]. For instance, constructing the addition of two concrete bitvectors immediately returns their sum as a concrete bitvector. Note that **O1** and **O2** synergise: simplifications ensure that certain values cannot be constructed in the first place, normalising them to a canonical form, hence increasing memory efficiency of the hashconsing table by reducing the number of distinct nodes.

Finally, to prevent common mistakes when manipulating symbolic values, we annotate values with *ghost types* that are more precise than OCaml types, leveraging OCaml’s polymorphic variants. For instance, we define the symbolic integer type `sint` and symbolic division as shown in the listing across. In this setting, writing `x / y` will raise a type error if `y` is not checked to be non-zero. This additional type annotation is worthwhile since, unlike concrete division by zero which stops the execution, symbolic division by zero silently continues and may cause unsoundness. Of course, this might at times be too restrictive, and we therefore provide an escape hatch via both checked (often used to detect type errors) and unchecked casts (when the developer is confident that the type has been previously checked). Adding these ghost types has proven very useful in practice to catch mistakes early when writing symbolic interpreters.

```

type nonzero = [ `NonZero ]
type zero = [ `Zero ]
type sint = [ `NonZero | `Zero ]
val ( / ) :
  sint t → nonzero t → sint t
val check_nonzero :
  sint t → nonzero t option Symex.t

```

We demonstrate this use of the type system in SOTERIA and show that by writing an interpreter *directly* in a strongly typed language (here OCaml) we can utilise its powerful type system. This is in contrast to ILs which typically come with either no type system or a less powerful one.

**BV\_solver.** The `BV_solver` module implements the `Solver` interface using a pipeline composed of lightweight analyses inspired by abstract interpretation, manually optimised state management, and an underlying connection to the Z3 SMT solver.

```
type t =
{ var_counter: Var_counter.t; analyses: Analysis.t;
  state: Solver_state.t; z3_conn: Z3_conn.t }
```

First, the solver keeps track of a variable counter to note which symbolic variables are currently in scope and to create fresh variables when requested. In our next optimisation (**O3**), when constraints are added using `add_constraints`, they are first passed to `Analysis.t`, which comprises a few *lightweight analyses* (inspired by abstract domains) to store a subset of the current set of constraints *efficiently*. For instance, our *interval analysis* tracks upper and lower bounds on bitvector variables, allowing us to detect unsatisfiable constraints (e.g.  $0 < x \ \&\& \ x < 0$ ) quickly without calling the SMT solver, or to simplify constraints such as  $0 \leq x \leq 0$  to  $x = 0$ . Our *equality analysis* tracks equalities between expressions, and uses a cost function to then decide which expression to use as a canonical representative when simplifying constraints.

After going through the analyses, constraints that have not been fully stored are added to the `Solver_state.t`, which is a vector of constraints. Saving and backtracking the solver state is implemented by simply recording the size of this vector at each checkpoint.

Further, in our next optimisation (**O4**), each constraint in the solver state is marked as ‘checked’ or ‘unchecked’. When `check_sat` is called, all unchecked constraints, together with all constraints that share variables with them, are sent to Z3 for checking; if Z3 returns SAT, then all constraints are marked as checked. This avoids sending the *entire* set of constraints to Z3 at each call to `check_sat`, which would be very inefficient in practice. **O4** allows us to add several constraints to the path condition using `assume` *without* incurring the cost of a check when they are added. To see this, consider the following code snippet:

```
let process =
  let* () = Symex.assume c1 in
  let* () = Symex.assume c2 in
  if%sat c3 then ...
```

The two calls to `assume` simply add `c1` and `c2` to the solver state as unchecked constraints. When reaching the `if%sat`, a checkpoint is created, `c3` is added to the solver state and all three constraints are sent to the solver to check for satisfiability. If the result is satisfiable, all three constraints are marked as checked. When backtracking to the checkpoint, `c3` is removed and `not c3` is added to the solver state. Since `c1` and `c2` are already marked as checked, only `not c3` and constraints sharing variables with it need to be sent to the solver, which may save us from checking `c1` and `c2` again.

Additionally, as part of our next optimisation (**O5**), we *cache* all queries previously sent to Z3; in our Collections-C case study (§5), this reduces Z3 calls by a factor of 3.8 and execution time by a factor of 3. This further synergises with **O1**, since implementing the cache becomes cheap. It also synergises well with **O2** as simplifications imply a higher probability of cache hits. In fact, we also add construction-time transformations of symbolic values that aim to optimise caching more than solving time, e.g. by always choosing the same ordering of operands in commutative operations.

Finally, our last optimisation (**O6**) uses a `simplify` function which leverages analyses, as well as the solver state, to perform *contextual* simplifications. For instance, a constraint that is already part



of the solver state is simplified to `true`, and its negation is simplified to `false`. Surprisingly, such simple optimisations allow for significant reductions in calls to the SMT solver in practice.

We have also developed a lightweight implementation of the Solver interface without **O1–O6**. Our lightweight implementation is directly wrapped around Z3, using its push/pop functionality to manage the path condition. However, we found this lightweight approach to be orders of magnitude slower than `BV_solver` empirically. We leave a more in-depth comparison as future work.

### 3.2 The Symex Module

The `Symex` module provides the core primitives required to define SE. We write a clear interface for `Symex` so that different implementations of the SE monad can be swapped easily. For instance, one could design monads that explore branches in different orders (e.g. depth- versus breadth-first exploration). We present the `SOTERIA Symex` interface and our implementation of it.

**The Symex Interface.** The `Symex` interface exposes only core primitives required for efficient SE. Specifically, it exposes (1) `return` and `bind`, the monadic operations for sequencing SE steps; (2) `branch_on`, the desugared function underpinning `if%sat`; (3) `branches : 'a t list → 'a t`, to explore a list of branches without conditions, required to model non-determinism, e.g. allocation, which may return either a valid allocated object or a null pointer, and `val vanish : unit → 'a Symex.t`, which stops exploration of the current branch; (4) `val nondet : 'a ty → 'a t`, to instantiate an unconstrained symbolic value for a given type; and (5) `run`, to run an SE monad to completion, returning a list of pairs, each comprising a final result and the path condition (as a list of constraints) leading to this result. As shown below, the `run` function also takes an optional `fuel` parameter, infinite by default, to limit the number of branches or steps explored during SE, as well as a `mode` parameter to choose between over- (OX) and under-approximate (UX) SE.

```
val run : ?fuel : Fuel.t → mode : Approx.t → 'a t → ('a * Value.(sbool t)) list
```

While these are the only core primitives *required* to define any symbolic computation, the `Symex` interface exposes additional operations either for convenience, or because they allow for more efficient implementations. These include `assume`, which adds a constraint to the path condition, and `assert`, which checks if a constraint holds and stops exploring the current branch if it does not. These two operations can be implemented using `if%sat` as follows:

```
let assume cond = if%sat cond then return () else vanish ()
let assert cond = if%sat cond then ok () else error AssertError
```

However, providing them as primitive operations allows for more efficient implementations that avoid exploring unnecessary branches. For instance, as discussed above, `assume` may simply add the constraint to the solver state without calling the solver immediately. It would then be the responsibility of the `run` function to check the satisfiability of the path condition when reaching a leaf of the SE tree, if not all constraints have been checked yet.

**The Symex Implementation.** The `Symex` monad should model non-determinism due to branching and attach a state, the path condition, to each branch of the execution.

In practice, there are several ways of implementing both non-determinism and state in OCaml. We make two design choices to improve efficiency. First, we utilise mutable states in OCaml and implement the path condition as a mutable reference to a `Solver.t`. Second, we opt for *depth-first* exploration of branches, allowing us to leverage the incremental reasoning capabilities of `SOTERIA` presented above and to optimise memory sharing between branches. We do this by implementing the non-determinism monad using idiomatic OCaml iterators, such that a symbolic computation is simply an

```
let state = ref (Solver.create ())
type 'a t = ('a → unit) → unit
(* = 'a Iter.t *)
```

iterator over the leaves of the SE tree. Specifically, a symbolic computation is a function that takes a continuation  $f : 'a \rightarrow \text{unit}$  and applies it to all results of type  $'a$  produced by the computation.

**Implementing `branch_on`.** With our design choices above, implementing `branch_on` is straightforward. This primitive receives a guard, two symbolic computations for the then and else branches, and a continuation  $f$ . First, the guard is simplified using the solver’s contextual simplification procedure; if it is simplified to `true` or `false`, we immediately execute the corresponding branch. Otherwise, we (1) save the current solver state; (2) add the guard to the path condition; (3) check the satisfiability of the path condition, and if it is satisfiable, we pass the continuation  $f$  to the then branch for execution; (4) backtrack the solver state to the saved state; (5) add the negation of the guard to the path condition, and (analogously) if it is satisfiable, we pass the  $f$  continuation to the else branch for execution. We present our implementation in detail in §B.1 for the interested reader.

### 3.3 The Data Module

We give a high-level overview of `Soteria.Data` as an example of a module that uses the `Symex` interface. The `Data` module contains data structures that one would normally find in the standard library of a functional programming language. One such example is `Map`, which exists in the OCaml standard library, but cannot soundly be used with symbolic keys out of the box.

For instance, the listings below show excerpts of the signatures of the `Map.Make` functor in the OCaml standard library (left) and the `Soteria.Data.Map.Make` functor (right).

```
module Make (Key: Ordered) =
struct
  type 'a map
  val find_opt :
    'a map → Key.t → 'a option
end
```

```
module Make
  (Symex: Symex.S) (Key: SymEq) = struct
  type 'a map
  val find_opt :
    'a map → Key.t → 'a option Symex.t
end
```

The standard library `Map` uses *syntactic* equality on keys to retrieve values. For instance, a symbolic computation may add a map entry for *symbolic* key  $\hat{x}$  (where  $\hat{x}$  is a symbolic variable) and later attempt to retrieve the value of symbolic key  $\hat{y}$ . As  $\hat{x}$  and  $\hat{y}$  are different *syntactically*, `find_opt` would return `None`. However, this is unsound under path condition  $\hat{x} = \hat{y}$ : the two symbolic keys are equal, and thus the entry for  $\hat{x}$  should be returned when querying for  $\hat{y}$ . On the other hand, `Soteria.Data.Map` uses *symbolic equality* (exposed by the `SymEq` module type) on keys and returns a symbolic computation (`Symex.t`) that queries the path condition to determine if two keys are equal.

Any data structure from the OCaml standard library can be adapted in this way and used soundly in SOTERIA, so long as any of its operations that manipulate symbolic values are lifted to sound symbolic computations using the `Symex` interface. For instance, we also provide a `Range` module to represent pairs of symbolic integers and reason about their ordering and inclusions.

Note that the data structures in `Data` are parametrised by the choice of a SE monad `Symex` (itself parametrised by a solver and symbolic values). As such, users may swap the choice of values, solvers, or even the order of branch exploration, *without* having to reimplement these data structures.

## 4 SOTERIA<sup>RUST</sup>: SOTERIA for Rust

We instantiate SOTERIA to develop SOTERIA<sup>RUST</sup>, a *symbolic execution (SE) engine for Rust*. As we show below, the performance of SOTERIA<sup>RUST</sup>, both in terms of speed and the bugs detected, is *comparable or often better* than the state of the art tool Kani [42] and passes a very large

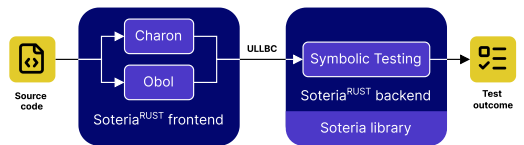


Fig. 2. The SOTERIA<sup>RUST</sup> architecture

fragment of the tests for Miri [11], the reference (concrete) interpreter for Rust.  $\text{SOTERIA}^{\text{RUST}}$  targets more Rust features than Kani: unlike Kani, it accounts for *Tree Borrows* [49], the aliasing model of Rust. Unlike Miri,  $\text{SOTERIA}^{\text{RUST}}$  performs *symbolic* rather than *concrete* testing. To our knowledge,  $\text{SOTERIA}^{\text{RUST}}$  is the *first* SE engine that supports Tree Borrows. We proceed with a description of the  $\text{SOTERIA}^{\text{RUST}}$  engine (§4.1) followed by an in-depth evaluation of its performance (§4.2).

#### 4.1 The $\text{SOTERIA}^{\text{RUST}}$ Engine

$\text{SOTERIA}^{\text{RUST}}$  operates on ULLBC (Unstructured Low-Level Borrow Calculus) code [22], a representation of MIR (Mid-level Intermediate Representation) designed with formal analysis in mind.

As shown in Fig. 2,  $\text{SOTERIA}^{\text{RUST}}$  has two frontends for parsing Rust: (1) *Obol*, our own front-end which directly hooks into the Rust compiler public API to extract ULLBC, and is tailored for efficiently extracting monomorphised code; and (2) Charon [21], which is currently slower and supports a smaller surface of the Rust language, but supports polymorphic code and is therefore suitable for our planned future work. We also provide a Kani-compatible API, allowing users to run  $\text{SOTERIA}^{\text{RUST}}$  as a drop-in replacement for Kani [42] and run (existing) Kani tests with  $\text{SOTERIA}^{\text{RUST}}$ .

We design symbolic values by lifting  $\text{Bv\_values}$  to Rust as defined in the appendix (Fig. 14 in §C). As we discuss shortly, the pointer type in  $\text{SOTERIA}^{\text{RUST}}$  is parametric to enable *both* monomorphic analysis (which  $\text{SOTERIA}^{\text{RUST}}$  currently provides) and polymorphic analysis (which we intend to implement in the future). The  $\text{SOTERIA}^{\text{RUST}}$  interpreter straightforwardly traverses the ULLBC AST from the found entry points (a `main` function, or functions annotated with `#[kani::proof]`), executing statements and evaluating expressions. The execution is wrapped inside a state monad, itself wrapped in the *Symex* monad of  $\text{SOTERIA}$ , allowing the state and variable store to be threaded through SE. The lifting above shows an excerpt of the interpreter for executing the `Nop` and `Assign` statements.

```
let exec_stmt stmt =
  match stmt.kind with
  | Nop → ok ()
  | Assign (place, rval) →
    let* ptr = resolve_place place in
    let* v = eval_rvalue rval in
    State.store ptr place.ty v
```

**The  $\text{SOTERIA}^{\text{RUST}}$  State.** The  $\text{SOTERIA}^{\text{RUST}}$  interpreter is parametric on a module that implements the Rust *State* interface, which define the type of the state and pointers, as well as symbolic computations for interacting with the state using these pointers. This design enables  $\text{SOTERIA}^{\text{RUST}}$  to run either low-level byte-precise analyses for monomorphic code, or high-level polymorphic analyses where types are abstracted away; we currently only exercise the former in  $\text{SOTERIA}^{\text{RUST}}$ .

Currently,  $\text{SOTERIA}^{\text{RUST}}$  provides one state implementation. Its pointers, defined across, are structures comprising a *BV\_Value* pointer (a pair of symbolic location and offset, in the style of CompCert [29]), a *Tree Borrow* tag (all *Tree Borrow*-related terms are explained below), and symbolic values corresponding to the alignment and size of the allocation the pointer points to. Keeping track of the alignment and size within the pointer itself enables us to efficiently check for various kinds of pointer arithmetic mistakes, without repeatedly retrieving that information from the state. States (simplified for presentation) are symbolic maps (implemented using `Soteria.Data.Map`) from symbolic locations to memory objects. Each memory object is a pair comprising a *tree block* and a *Tree Borrow*. A *tree block* (unrelated to *Tree Borrow*) is a data structure for efficient and automated reasoning about symbolic byte arrays, following the design of Ayoun [4], and extended to annotate each byte with

```
type ptr = {
  ptr   : BV_Value.(ptr t);
  tag   : Tree_borrow.tag;
  align : BV_Value.(nonzero t);
  size  : BV_value.(int t);
}
type state = (* simplified *)
  (loc, Tree_block.t * Tree_bor.t)
  Soteria.Data.Map.t
```

a Tree Borrow state. The implementation of this state was greatly simplified by the data structures provided by SOTERIA and the ability to define our own OCaml data structures and types such as Tree Borrows, Tree Borrow blocks and Tree Borrow tags.

**Tree Borrows.** With these data structures in place, implementing Tree Borrows is surprisingly simple. In the Tree Borrow model [49], reading from or writing to a byte with Tree Borrow state  $s$  through a pointer with tag  $t$  requires taking a transition in a state machine depending on  $s$ ,  $t$ , and the structure of the tree  $T$  of the Tree Borrow associated with the allocation. We can do this in OCaml with a single a pattern match over the state  $s$  and the kind of transition (determined by  $t$  and  $T$ ) to determine the next state  $s'$ , when the operation is allowed; otherwise (when it is not allowed), we raise an error. By contrast, had we compiled Rust to an IL, we would have had to encode this entire logic in the IL as well, significantly increasing the complexity of its implementation.

As an example, consider the listing to the right, taken from Villani et al. On line 5, two mutable references  $x$  and  $y$  are created, aliasing the same address. This is generally forbidden in safe Rust, but bypassed here using raw pointers and the `unsafe` keyword. When  $x$  is written to on line 6, Tree Borrows dictate that the state of each modified byte is updated to *disable* access through all other tags, including that of  $y$ . As such, using  $y$  on line 7 triggers UB, which SOTERIA<sup>RUST</sup> correctly detects by checking the state of the tag associated with  $y$ .

```
1 fn main() {
2   let mut root = 42;
3   let ptr = &mut root as *mut i32;
4   let (x, y) = unsafe {
5     (&mut *ptr, &mut *ptr) };
6   *x = 13;
7   *y = 20; // UB: y is disabled
8 }
```

**Intrinsics.** When designing SE engines, one common challenge is the need to support numerous functions that are built into the language in addition to all language features. Rust is no exception and defines, at the time of writing [37], a total of 223 *intrinsics*.

These functions allow for all kinds of low-level operations such as floating point arithmetic or atomic manipulation. Unfortunately, these intrinsics are rather unstable, which could constitute a maintenance burden over time without careful design.

To address this challenge in SOTERIA<sup>RUST</sup>, we use the Rust signatures of these intrinsics to automatically generate the corresponding OCaml signatures, together with all the necessary boilerplate to integrate them into the interpreter. We then lift these OCaml signatures to SE computations, receiving symbolic arguments and returning symbolic computations (hidden behind the `ret` type). This design ensures that the signatures are always in sync with their ever-evolving Rust definitions, and streamlines the addition of each new intrinsic.

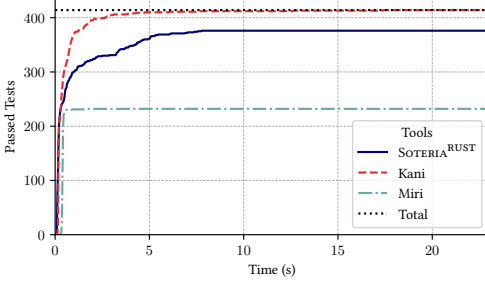
```
#[rustc_intrinsic]
pub const unsafe fn copy_nonoverlapping<T>(
  src: *const T, dst: *mut T, count: usize);
```

```
val copy_nonoverlapping :
  t:ty → src:ptr → dst:ptr →
  count:BV_value.(int t) → unit ret
```

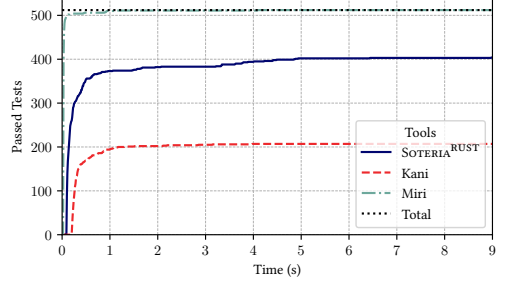
## 4.2 Evaluation

We evaluate SOTERIA<sup>RUST</sup> against Kani and Miri. Miri is a concrete interpreter for Rust and can detect undefined behaviours (UBs). It is the *de facto* tool for testing Rust code for UBs and is used extensively by the Rust compiler team. Both Kani and Miri come with their own test suites, and we thus evaluate all three tools on both Kani and Miri suites (§4.2.1). We further compare all three tools on a fresh test suite that is not biased towards either tool (§4.2.2). Finally, we compare SOTERIA<sup>RUST</sup> and Kani on the tests of a real-world Rust library, `finetime` [47] (§4.2.3). We run all tests on a MacBook Pro (M4 Pro, 14 cores, 32GB RAM).

Tool	Kani Suite				Miri Suite				Total % Pass
	#Pass	#Fail	#Crash	#Timeout	#Pass	#Fail	#Crash	#Timeout	
Kani	414	0	0	0	207	104	196	5	<b>67.1%</b>
Miri	232	14	168	0	512	0	0	0	<b>80.3%</b>
SOTERIA <sup>RUST</sup>	376	8	23	7	407	69	30	6	<b>84.6%</b>



(a) Kani suite



(b) Miri suite

Fig. 3. The Kani and Miri test suite results (above); number of tests passed over time by each tool (below)

**4.2.1 The Kani and Miri Test Suites.** The two suites comprise 926 tests in total: 414 Kani (commit 6c2c4f0) and 512 Miri (commit ec775c1) tests. For the Kani suite, we run Kani as intended (with `//kani-flags` annotations in the tests); we run Miri by replacing `#[kani::proof]` annotations with `#[test]` and assuming they are concrete (if any Kani built-in is reached, Miri crashes, as it does not support *symbolic* execution). We run SOTERIA<sup>RUST</sup> by enabling Kani compatibility (linking against the Kani library wrapper) and disabling memory leak checks, as Kani does not check for them.

For the Miri suite, we run Miri as intended, and we run SOTERIA<sup>RUST</sup> as is, since Miri compatibility is built-in. We run Kani with flags `uninit-checks` and `valid-value-checks` to enable uninitialised memory access and validity checks, ensuring a similar level of thoroughness to Miri and SOTERIA<sup>RUST</sup>.

Kani (resp. Miri) takes 18s (resp. 4s) to run its longest test, so we set a timeout of 23s (resp. 9s) for all three tools on the Kani (resp. Miri) suite. We classify the test outcomes into four categories: *pass* (where the test outcome matches the expected outcome), *fail* (when the test outcome disagrees with the expected outcome), *crash* (if the frontend fails, or the tool crashes or raises an error, or a feature is not supported), and *timeout*.

We present the results for each test suite in Fig. 3 (above), as well as the number of tests passed by each tool over time (survival graph) in Figs. 3a and 3b. Unsurprisingly, both Kani and Miri pass all tests in their respective suites; for both suites, SOTERIA<sup>RUST</sup> performs the second best and far outperforms Kani (resp. Miri) on the Miri (resp. Kani) suite. Moreover, SOTERIA<sup>RUST</sup> *passes the highest number of tests* across both suites (84.6%). SOTERIA<sup>RUST</sup> crashes on 53 tests in total across both suites, due mostly to gaps and crashes in the frontend, and more rarely due to unsupported features in the engine. These include `&dyn Trait` method calls where the first argument is `Self` (as it is unsized), or unsupported trigonometric intrinsics (such as `cosf32` or `log10f32`). Additionally, SOTERIA<sup>RUST</sup> fails 77 tests, i.e. it either detects an error where there is none, or misses an error. These failures, which predominantly happen in the Miri suite, are due to UB behaviours not being checked, e.g. not checking for address overlap between function arguments and return address, or not checking the validity of `&dyn Trait` upcasting. Furthermore, Miri allows *permissive provenance*, enabling pointer-integer-pointer casts; SOTERIA<sup>RUST</sup> currently only allows *strict provenance*, meaning some tests fail due to pointers losing their provenance.



```

let x: u128 = kani::any();
let mut count: u32 = 0;
for i in 0..u128::BITS {
    let bit = x & (1 << i);
    if bit != 0 { count += 1; }
}

assert!(count == ctpop(x));

```

(a) Original test from the Kani suite

```

let x: u128 = kani::any();
let mut count: u32 = 0;
for i in 0..u128::BITS {
    let bit = x & (1 << i);
    count = count.wrapping_add(
        (bit != 0) as u32);
}

assert!(count == ctpop(x));

```

(b) Modified test, verifiable by SOTERIA<sup>RUST</sup>Fig. 4. Example of a biased test in the Kani test suite, and a modification to make it verifiable by SOTERIA<sup>RUST</sup>

Thanks to SOTERIA, a *first-year PhD student* developed a competitive SE engine for Rust in merely eight person-months. The limitations of Miri are due to its concrete nature and are hardly fixable, and those of Kani are due to its incomplete support for Rust semantics, which though fixable, require a significant engineering effort. By contrast the limitations of SOTERIA<sup>RUST</sup> are due to missing features that can be added with little friction, given the modular design of SOTERIA.

**Engine Size.** All three engines have radically different designs and use external libraries or components. As such, we only attempt to measure what we consider ‘essential’ to their operation in the scope of SOTERIA<sup>RUST</sup>, in an attempt to make the comparison fairer. We only count lines of code, excluding comments and blank lines. For SOTERIA<sup>RUST</sup> we count all source files, along with *all of SOTERIA*. For Kani, we count all files in `kani-compiler`, excluding the LLBC compiler, which is irrelevant for its normal operation. We do not count the Kani driver or CBMC backend, as they are not part of the core logic of the engine. For Miri, we count all files in `src` (excluding files related to Stacked Borrows, concurrency, and shims), as well as the Rust interpreter it uses [40].

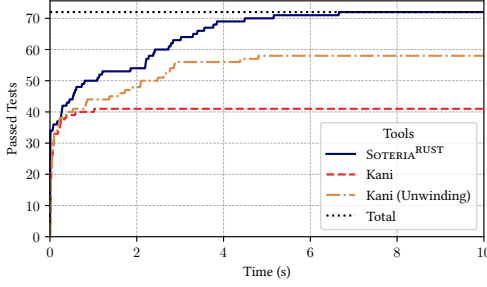
In total, SOTERIA<sup>RUST</sup> comprises 13.2 kLoC, Miri 42.5 kLoC, and Kani 22.9 kLoC. With considerably less manpower and time, we implemented a small, efficient, and accurate SE engine for Rust.

**Test Bias.** We note that both Kani and Miri suites are biased towards their respective tools. For instance, consider the test for the `ctpop` intrinsic in the Kani suite, shown in Fig. 4a, which counts the number of 1 bits in a given number `x`. Both Kani and SOTERIA<sup>RUST</sup> pass this test, but the test is biased towards the strengths of Kani. Specifically, despite the branch (if-condition) in the loop, CBMC easily merges the branches into a single path. By contrast, SOTERIA<sup>RUST</sup> currently has no such branch merging capacity and branches on every loop iteration, leading to  $2^{128}$  paths for a 128-bit integer. However, as shown in Fig. 4b, a simple modification (where we drop the ‘if’ and use `wrapping_add` to avoid checking for overflow) eliminates branching and allows SOTERIA<sup>RUST</sup> to verify the property in significantly less time. With the bias removed, SOTERIA<sup>RUST</sup> is faster than Kani in the second case: Kani passes the first test in 24.5s and the modified test in 14.7s, while SOTERIA<sup>RUST</sup> times out on the first test and passes the modified test in 1.1s.

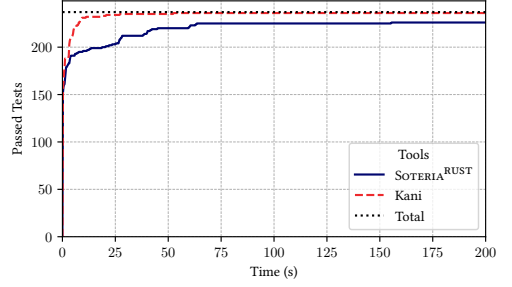
Similarly, as we show in §4.2.2, code patterns such as heap-intensive code and pointer manipulation (which are ubiquitous in real-world Rust code) degrade the performance of Kani significantly. Our case study in §4.2.2 suggests that SOTERIA<sup>RUST</sup> handles these patterns more efficiently.

**4.2.2 Data Structures Tests (DS Suite).** To showcase the performance of SOTERIA<sup>RUST</sup> on real, unbiased code, we wrote a number of symbolic tests for several Rust data structures, including `Vec`, `LinkedList`, `BTreeMap`, `BinaryHeap`, `VecDeque`, `Option`, and `Result`. The tests (72 in total) create data structures with an arbitrary size up to a bound and perform a number of operations such as inserting, removing, and accessing symbolic elements. We present their results in Fig. 5, run with a 10-second timeout, and their survival graph in Fig. 5a. As these tests are inherently symbolic, we did not run Miri on them (Miri cannot run symbolic tests).

Tool	BinaryHeap	BTreeMap	LinkedList	Option	Result	Vec	VecDeque	Total
Kani	1	1	0	14	16	8	1	<b>41</b>
Kani (unwind.)	4	2	7	15	16	9	5	<b>58</b>
SOTERIA <sup>RUST</sup>	6	8	8	15	16	11	8	<b>72</b>
Total Tests	<b>6</b>	<b>8</b>	<b>8</b>	<b>15</b>	<b>16</b>	<b>11</b>	<b>8</b>	<b>72</b>



(a) Tests passed in the DS suite over time



(b) Tests passed in the finetime crate over time

Fig. 5. The DS suite results with a timeout of 10s (above); tests passed over time by each tool (below).

While SOTERIA<sup>RUST</sup> passes *all* tests in 6.6 seconds, Kani only passes 41 (resp. 58) without (resp. with) loop unwinding annotations (`#[kani::unwind(N)]`); SOTERIA<sup>RUST</sup> ignores these annotations. We use the minimum unwinding value that ensures no branches are missed. Furthermore, we run Kani without validity and undefined memory access checks; with these enabled, the tool crashes on the majority of tests. We run Kani using CaDicaL [7] as the underlying SMT solver; we observed no notable difference when using Kissat [8] instead. As shown, SOTERIA<sup>RUST</sup> is faster on DS tests, while performing a deeper analysis with validity, undefined memory access, *and* Tree Borrow checks.

We highlight that these tests were written *with no knowledge of Kani limitations* and *with no special accommodations to advantage SOTERIA<sup>RUST</sup>*. In particular, to eliminate bias towards SOTERIA<sup>RUST</sup>, we removed ourselves from the test writing process and used an AI pair programmer to generate them; we present the AI prompt we used in §C.2. The only adjustment we made was to the size bounds of the data structures to ensure the tests complete in a reasonable time.

**4.2.3 Library Case Study: finetime.** We also compare SOTERIA<sup>RUST</sup> with Kani on `finetime` [47], an efficient and high-precision time keeping library. This library uses bit operations extensively, posing an interesting challenge for SOTERIA<sup>RUST</sup>, as they are notoriously slower than arithmetic operations in SE. We used the version from commit f5962b8. The crate consists of 237 tests, which test the panic-freedom of various calendar conversions, the accuracy of rounding durations, and the correctness of round-trip conversions between time representations. We note that the `finetime` tests were written for Kani, and they may thus be biased towards its strengths.

We present the results in Fig. 5b. Neither SOTERIA<sup>RUST</sup> nor Kani crash or fail; Kani passes the slowest test in 515s, while SOTERIA<sup>RUST</sup> times out on 11 tests (with timeout set to 530s). In all 11 cases, SOTERIA<sup>RUST</sup> gets stuck waiting for the solver (Z3 [14]) to resolve queries involving signed remainder and division operations on bitvectors, which are a known limitation of SMT solvers.

Despite limitations around signed operations, SOTERIA<sup>RUST</sup> is competitive with Kani on real-world code, even when bit operations are heavily used. We plan to improve the support for these operations in future work, with formally verified reductions to simpler operations [6].

## 5 SOTERIA<sup>C</sup>: SOTERIA for C

We develop SOTERIA<sup>C</sup>, a symbolic execution (SE) engine for C that can perform *both* whole program symbolic testing (WPST) and fully automated, bi-abductive bug detection. We present an overview of its infrastructure and evaluate its performance and bug-finding capabilities against existing tools.

### 5.1 Architecture and Engine

We use Cerberus [33] to parse C and de-sugar it into AIL, which is close to the abstract C source, but with all types checked and canonicalised. Much like SOTERIA<sup>RUST</sup>, SOTERIA<sup>C</sup> is defined by recursively traversing the source AST. The two core functions of the engine, `eval_stmt` (evaluating a C statement) and `eval_expr` (evaluating an expression) return an `InterM.t` monad value, which is obtained by applying the state monad combinator to the `Symex.Result` monad. Intuitively, `InterM.t` is an SE monad where each branch may either be successful or erroneous, and where each branch carries an additional state corresponding to the C heap. For example, evaluating `if` is as shown below.

First, the guard is evaluated, obtaining the symbolic value `v`. C expressions evaluate to an ‘aggregate’ value, which is either a base value (integer, float or pointer) or a structure; therefore, the guard must be cast to a symbolic boolean using `cast_aggregate_to_bool`. Finally, we simply call `if%sat` to evaluate the ‘then’

```
let rec exec_stmt = function
| AilSif (cond, then_stmt, else_stmt) →
  let* v = eval_expr cond in
  let* v = cast_aggregate_to_bool v in
  if%sat v then exec_stmt then_stmt
  else exec_stmt else_stmt
| ...
```

and ‘else’ statements depending on the satisfiability of the guard. For comparison, the code that handles the same logic for the compiler comprises 32 LoC in Gillian-C (as of commit 8ea89b9) and 50 LoC in Pulse (commit adceb27), compared to 4 LoC in SOTERIA<sup>C</sup>.

**Bi-abduction and Bug Finding.** We implement ‘fix-from-error’ bi-abduction, adapting existing work [4, 19, 30] to SOTERIA. The main novelty of our approach lies in formulating the transformation from standard SE to bi-abductive SE as a state monad transformer, which we distribute as part of the SOTERIA library in the `State` module. We elide the details of this transformer for lack of space, though it is defined and proven in Ayoun [4].

As with Pulse [27], automatic bug finding works by first running bi-abductive SE to generate function summaries, and then applying a ‘manifest bug’ criterion to the summaries that have an erroneous post-condition to determine whether a bug should be reported to the user.

### 5.2 Evaluation

We evaluate SOTERIA<sup>C</sup> on Collections-C, used by Gillian-C to evaluate WPST and bi-abduction [4, 18, 30]. We run all benchmarks on a MacBook Pro (M4 Pro, 14 cores, 32GB RAM).

**Whole-Program Symbolic Testing (WPST).** We run SOTERIA<sup>C</sup>, Gillian-C and CBMC on the same 159 symbolic tests as Fragoso Santos et al. [18], with a timeout of 30s per test, and compare their results. We run the three tools with options that, we believe, provide a fair comparison with SOTERIA<sup>C</sup> in terms of number of checks.<sup>1</sup> We present the performance results in Fig. 6.

Note that these tests were written by the Gillian-C authors, and thus they are subject to *bias* (towards Gillian-C), as we described above in §4. SOTERIA<sup>C</sup> runs *faster* than Gillian-C on *all tests*; this is despite the fact that, unlike SOTERIA<sup>C</sup>, Gillian-C does not perform integer overflow checks. Both

<sup>1</sup>Specifically, we run Gillian-C with default options, and we run SOTERIA<sup>C</sup> with `--alloc-cannot-fail --infinite-fuel --havoc-undef --cbmc`. We run CBMC 6.8.0 (Nov 5th 2025) with the `--bounds-check --pointer-check --div-by-zero-check --pointer-primitive-check --unwind 10 --drop-unused-functions --signed-overflow-check --pointer-overflow-check --float-overflow-check --unwinding-assertions --no-malloc-may-fail`.

Folder	Tests	CBMC (s)	Gillian-C (s)	SOTERIA <sup>c</sup> (s)
array	21	131.45	15.43	<b>11.39</b>
deque	34	278.47	23.89	<b>11.41</b>
list	37	134.94	25.85	<b>23.73</b>
pqueue	2	2.27	1.42	<b>1.12</b>
queue	4	4.33	2.73	<b>1.42</b>
rbuf	3	3.13	2.08	<b>1.00</b>
slist	37	48.03	25.40	<b>15.28</b>
stack	2	2.16	1.36	<b>0.77</b>
treerset	6	180.00	4.28	<b>2.85</b>
treetable	13	390.00	8.97	<b>5.57</b>
Total	159	1174.78	111.41	<b>74.54</b>

Fig. 6. Whole-program symbolic testing (WPST) results on Collections-C with shortest times **highlighted**.

SOTERIA<sup>c</sup> and Gillian-C run *significantly faster* than CBMC. However, as these tests are (potentially) biased towards Gillian-C, further evaluation is needed to compare the tools on tests written for SOTERIA and for CBMC. Moreover, CBMC times out on 30 of the (159) tests (with the timeout of 30s). As such, 900s of the total ~1190s taken by CBMC is spent on timed-out tests.

Moreover, as shown in Fig. 7, SOTERIA<sup>c</sup> performs a *more accurate* analysis than both Gillian-C and CBMC. Specifically, SOTERIA<sup>c</sup> has no false negatives (FNs), while Gillian-C and CBMC have three and two FNs, respectively. That is, SOTERIA<sup>c</sup> finds three (resp. two) bugs that Gillian-C (resp. CBMC) *miss*. In the case of Gillian-C, two of the FNs occur because the Gillian compiler *optimises away* bugs due to accessing uninitialised memory; the reason for the third FN in Gillian-C is unclear to us. Similarly, CBMC misses the same two bugs as Gillian-C due to accessing uninitialised memory; this is because CBMC does not check for accesses to uninitialised memory.

Moreover, SOTERIA<sup>c</sup> and Gillian-C have no *false positives* (FPs), do not crash and do not time out. However, as discussed above, CBMC times out on 30 of the tests and crashes on one. Lastly, CBMC reports two FPs; i.e. CBMC reports two bugs where there are none. This is because CBMC performs over-approximate (OX) analysis that is not always precise enough for bug detection.

**Automatic Bug Finding.** We evaluate the performance and ability of SOTERIA<sup>c</sup> to find bugs in Collections-C automatically, and compare it with Pulse [27] (version 1.2.0). We do not compare SOTERIA with Gillian-C because Gillian-C does not implement a ‘manifest bug’ analysis (needed for identifying true positive bug reports) and only produces function summaries. Specifically, Gillian-C produces (on Collections-C) over 4000 bug summaries, and thus (without a manifest bug analysis) manual inspection is infeasible. Moreover, Gillian-C runs significantly slower: Gillian-C takes ~62.8s, while SOTERIA<sup>c</sup> and Pulse take ~2.57s and ~2.52s, respectively. We run Pulse with `--pulse-only -j1` to activate only the Pulse analysis with a single thread. Both SOTERIA<sup>c</sup> and Pulse find the same bug, which we have confirmed to be a *true positive*; we submitted a pull request to fix it upstream, which has been accepted. SOTERIA<sup>c</sup> is competitive with Pulse in terms of performance.

Tool	Pass	Fail (FN)	Fail (FP)	Crash	Timeout
SOTERIA <sup>c</sup>	<b>159</b>	<b>0</b>	<b>0</b>	<b>0</b>	<b>0</b>
Gillian-C	156	3	<b>0</b>	<b>0</b>	<b>0</b>
CBMC	124	2	2	1	30

Fig. 7. The WPST result categories on Collections-C

Tool	Time (s)	Bugs found
SOTERIA <sup>c</sup>	2.57	1
Pulse	2.52	1

Fig. 8. Results of bi-abductive bug finding on Collections-C.

In the future we would like to evaluate SOTERIA<sup>c</sup> on a larger and more diverse set of C benchmarks. Nevertheless, in merely three person-months, we implemented a symbolic C engine that can perform WPST and bi-abductive bug finding. This is thanks to the flexibility and reusability of SOTERIA.

## 6 Formalisation

We formalise the symbolic execution (SE) monad that underpins SOTERIA. Client implementations of the `Symex` interface must be correct against this formalisation.

**Values and Symbolic Variables.** Recall from §2 that SE uses *symbolic variables* to represent multiple values at once. SOTERIA is parametric on the values desired for execution, supplied by the user. As such, we assume the user provides a set of values,  $Val$ , together with a set of *sorts*  $\mathbb{T} \ni \tau$  with  $\mathbb{T} \triangleq \mathcal{P}(Val)$ . We also assume a countably infinite set of variable identifiers,  $VarId$ , and define symbolic variables  $\widehat{x}, \widehat{y} \in \widehat{\mathcal{X}} \triangleq VarId \times \mathbb{T}$  (as a convention, we denote symbolic entities with a hat) as pairs of a variable identifier and a sort. We write  $\widehat{x} : \tau$  to denote that  $\widehat{x}$  is of sort  $\tau$ .

Symbolic variables and concrete values are connected through *symbolic interpretations*,  $\varepsilon \in \mathcal{I} \triangleq \widehat{\mathcal{X}} \rightarrow Val$ , defined as partial maps from symbolic variables to values, enforcing the following *well-sortedness invariant*: for all  $\widehat{x}, v$ , if  $\widehat{x} : \tau$  and  $\varepsilon(\widehat{x}) = v$ , then  $v \in \tau$ .

**Symbolic Abstractions.** Given a set  $A$ , a *symbolic abstraction* over  $A$ ,  $\widehat{a} \in \widehat{A}$ , is an object that is interpreted as a set of elements of  $A$ , given an interpretation  $\varepsilon$ . Formally, there must exist a relation  $\models \subseteq \mathcal{I} \times A \times \widehat{A}$  such that  $\varepsilon, a \models \widehat{a}$  means that  $a$  is one of the possible values represented by  $\widehat{a}$  under interpretation  $\varepsilon$ . A simple example of symbolic abstraction is *symbolic values*, which are symbolic abstractions over the set of values  $Val$ . Symbolic values can also be built by lifting operators over values to symbolic values in the natural way. For instance, the value  $\widehat{x} + 1$  is the symbolic value that represents the singleton set  $\{\varepsilon(\widehat{x}) + 1\}$  under interpretation  $\varepsilon$ .

**Symbolic Booleans and Solvers.** To define the SE monad we need the notion of *symbolic booleans*,  $\widehat{\mathbb{B}} \ni \pi$ , which are symbolic abstractions over booleans  $\mathbb{B}$ . A symbolic boolean  $\pi$  is *satisfiable*, denoted  $SAT(\pi)$ , if there exists an interpretation  $\varepsilon$  such that  $\varepsilon, \text{true} \models \pi$ . Conversely, it is *unsatisfiable*, denoted  $UNSAT(\pi)$ , if there exist no such interpretation.

A *solver* is an oracle that can determine the satisfiability (or unsatisfiability) of symbolic booleans. In practice, however, solvers are not perfect. For instance, SMT solvers are often based on incomplete theories and may return UNKNOWN when queried. To address this, we interpret UNKNOWN results *approximately*, based on the analysis *mode*  $m$ , which may be under- (UX) or over-approximate (OX). Specifically, SE in UX must not deem an infeasible path as feasible, and thus it must interpret UNKNOWN as UNSAT. Conversely, SE in OX must interpret UNKNOWN as SAT. We generalise this by defining *m-approximate* solvers  $SAT_m$ , where  $m \in \{OX, UX\}$ , such that:

$$SAT(\pi) \Rightarrow SAT_{OX}(\pi) \quad \text{and} \quad SAT_{UX}(\pi) \Rightarrow SAT(\pi)$$

**Remark 1.** Another practical consideration that tends to be ignored by existing formalisations of symbolic execution is that of *partial functions*. Specifically, SMT-LIB-compatible solvers such as Z3 or CVC5 consider partial functions as *unspecified* when applied outside their domain. For instance, Z3 deems the expression  $\widehat{y} = \widehat{x}/0$  to be *satisfiable* for all  $\widehat{x}$  and  $\widehat{y}$ , because division by zero makes the expression unspecified, not undefined. Therefore, the symbolic boolean  $\widehat{x}/0$  must be viewed as a symbolic abstraction that can be interpreted to *any integer* under any interpretation.

**Branches.** A *branch*,  $\langle a \mid \pi \rangle \in \langle A \mid \widehat{\mathbb{B}} \rangle$ , is a pair comprising a result value  $a \in A$  and a *path condition* (a symbolic boolean)  $\pi \in \widehat{\mathbb{B}}$ . We can now define the SE monad as follows:

$$\begin{aligned} \text{Symex}(A) &\triangleq \widehat{\mathbb{B}} \rightarrow \mathcal{P}(\langle \widehat{A} \mid \widehat{\mathbb{B}} \rangle) & \text{return}(a) &\triangleq \lambda \pi. \{ \langle a \mid \pi \rangle \} \\ \text{bind}(m, f) &\triangleq \lambda \pi. \{ \langle b \mid \pi'' \rangle \mid \langle a \mid \pi' \rangle \in m(\pi) \wedge \langle b \mid \pi' \rangle \in f(a, \pi') \} \end{aligned}$$

The `return` function returns a single branch containing the given value and does not modify the path condition. The `bind` function takes each branch of the first computation and feeds its value



and path condition to the second computation, collecting all resulting branches. We can similarly define other operations in the `Symex` interface; e.g. we can define `nondet` and `if%sat` as follows:

$\text{nondet}(\tau) \triangleq \lambda\pi. \{\widehat{x} \mid \pi\}$  where  $\widehat{x} : \tau$  is fresh

$\text{branch\_on}(\widehat{b}, t, e) \triangleq \lambda\pi. (t(\pi \wedge \widehat{b}) \text{ if } \text{SAT}_m(\pi \wedge \widehat{b}) \text{ else } \emptyset) \cup (e(\pi \wedge \neg\widehat{b}) \text{ if } \text{SAT}_m(\pi \wedge \neg\widehat{b}) \text{ else } \emptyset)$

That is, as described in §3, symbolically executing a branch adds the guard ( $\widehat{b}$ ) and its negation ( $\neg\widehat{b}$ ) to the path condition and executes the corresponding branch if the resulting path condition is satisfiable; otherwise, it discards the branch. If both are satisfiable, it explores both branches.

**Soundness.** We define soundness for a *SE computation*, i.e. a function  $\widehat{A} \rightarrow \text{Symex}(\widehat{B})$ , with respect to a nondeterministic computation, i.e. a function  $A \rightarrow \mathcal{P}(B)$ . We define both OX and UX soundness (respectively desirable for verification and bug-finding) in the technical appendix. Let  $f : A \rightarrow \mathcal{P}(B)$  be a nondeterministic function,  $\widehat{A}$  and  $\widehat{B}$  be symbolic abstractions over  $A$  and  $B$ , and  $\widehat{f} : \widehat{A} \rightarrow \text{Symex}(\widehat{B})$ . Intuitively, a function  $\widehat{f}$  is OX-sound with respect to  $f$ , written  $\widehat{f} \preceq_{\text{OX}} f$ , if each outcome of  $f$  is covered by a branch of  $\widehat{f}$  (is also an outcome of  $\widehat{f}$ ). We define UX-soundness analogously; we elide the formal definitions here and present them in the technical appendix (§D).

A simple example of a both OX- and UX-sound symbolic computation is `nondet`, which is sound with respect to the nondeterministic function that returns all values of the given sort. More complex symbolic computations are built by composing such simple symbolic computations using `bind` and `branch_on`. We show that these two operations *preserve* soundness. Specifically, [Theorem 6.1](#) (with its proof in §D) states that (1) composing two  $m$ -sound symbolic computations using `bind` yields an  $m$ -sound symbolic computation (this ensures the soundness of sequentially composing computations); and (2) `branch_on` is a symbolic lifting of the concrete `if...else...` construct.

**THEOREM 6.1 (SOUNDNESS PRESERVATION).** *For all  $f, \widehat{f}, g, \widehat{g}, a, \widehat{a}, b, \widehat{b}$  and all modes  $m \in \{\text{OX}, \text{UX}\}$ :*

- (1) *if  $\widehat{f} \preceq_m f$  and  $\widehat{g} \preceq_m g$ , then  $\widehat{g} \gg \widehat{f} \preceq_m g \gg f$ , where  $p \gg q \triangleq \lambda x. \text{bind } p(x) q$ , denoting the Kleisli composition (‘fish’) operator.*
- (2) *Let  $h \triangleq \text{if } b \text{ then } f \ a \text{ else } g \ a$  and  $\widehat{h}(\widehat{b}, \widehat{a}) \triangleq \text{branch\_on } \widehat{b}(\widehat{f} \ \widehat{a})(\widehat{g} \ \widehat{a})$ . If `branch_on` uses an  $m$ -approximate solver,  $\widehat{f} \preceq_m f$  and  $\widehat{g} \preceq_m g$ , then  $\widehat{h} \preceq_m h$ .*

## 7 Discussion, Future and Related Work

SOTERIA currently has several limitations, which naturally lead to possible avenues of future work.

**Future Work: Semantic Coverage.** SOTERIA<sup>RUST</sup> and SOTERIA<sup>C</sup> do not currently support various features such as concurrency, FFI calls, or inline assembly. In the future, we will extend the coverage of both interpreters: we will explore foreign calls between C and Rust by leveraging both interpreters; and understand how to leverage the guarantees offered by the semantics of Rust to explore bug finding in code using `async/await`.

A main roadblock in extending our coverage thus far has been the frontends we use. For instance, Cerberus does not currently support some built-in atomic operations used by widely-used libraries such as `libgit2` – these are not part of the C11 standard but are compiler-specific extensions provided by Clang and GCC. This limits the applicability of SOTERIA<sup>C</sup>, as it prevents extracting an AST for C programs using these built-ins.

**Future Work: Solvers.** While we provide blueprints and a clear signature for custom new values and solvers, we believe a substantial part of the required work could be *automated* through meta-programming. In the future, we will create a DSL to specify new symbolic values, their operations, and simplifications that can be extracted to interactive theorem provers to be proven sound. We will further provide reusable types with libraries of simplifications for common symbolic values such

as bitvectors. Finally, we will explore adjusting the settings and default tactics of Z3 to improve performance on our generated queries, and we will explore other solvers as well.

**Future Work: Python.** We will next build a SOTERIA interpreter for Python (or Python bytecode); this will showcase the generality of SOTERIA and its ability to handle languages with a very large surface of features. In particular, supporting such a high-level dynamic language efficiently would require creating an entirely new set of symbolic values.

**Future Work: Polymorphic and Compositional Reasoning for Rust.** We will extend SOTERIA<sup>RUST</sup> to support executing polymorphic functions, leveraging its parametric design and its Charon frontend. At first, this will allow executing symbolic tests that model execution for all type instantiations of a polymorphic function. Next, we will explore compositional bug finding for Rust by leveraging both this polymorphic support, and the existing bi-abduction support in SOTERIA.

We next discuss the related work along four categories.

**Related Work: Monadic Symbolic Execution.** Previous work has explored using monads to structure SE engines. Keuchel et al. [24] present a monadic approach mechanised in Rocq and implement in KATAMARAN, a tool for proving ISA security properties. Their framework aims at improving the proof engineering experience in Rocq: it exposes a deep embedding of path conditions and supports manual simplifications without resorting to meta-programming. However, their monadic approach is *not executable*, it is a tool for improving the proof experience in Rocq.

Owi [1] is an SE tool for Wasm that uses a similar monadic structure to SOTERIA. It is designed for performant, parallel exploration of multiple paths – a capability we have not yet exploited in SOTERIA. Unlike SOTERIA, Owi treats Wasm as a fixed IL for analysing programs compiled from C, Rust, Zig, and so forth. As such, unlike SOTERIA<sup>RUST</sup>, Owi does not support Rust-specific features such as Tree Borrows, because the resulting Wasm code lacks the necessary information.

**Related Work: Semantic Framework and Symbolic Lifting.** Rosette [44, 45] extends Racket [43] with solver-aided programming features, automatically lifting a concrete interpreter for a language written in Racket into a symbolic one using symbolic compilation (that is, compiling the entire program to a single SMT formula). Grisette [31] later formulated this approach, as well as various optimisations, using a monadic approach, providing a functional programming library in Haskell. In principle, one could encode analyses such as ours in Rosette and Grisette, though previous experiences have shown that this approach struggles to scale to real world code [19, 41].

Similarly, the  $\mathbb{K}$  framework [39] allows one to define the formal semantics of a language using rewriting logic, and it has an SE backend for performing symbolic testing. However, defining semantics in  $\mathbb{K}$  entails substantial work: the KMR project [13], commenced in 2023, aims to provide a  $\mathbb{K}$  semantics and SE for Rust; however, it does *not* support Tree Borrows and does not seem to be ready for use – we could not find any existing symbolic tests.

**Related Work: Rust Analysis Engines.** There are several tools for semi-automatic verification of Rust programs [2, 3, 15, 17, 20, 22, 26, 28]. While they all provide more guarantees than SOTERIA<sup>RUST</sup>, they all require *manual user annotations* to specify pre- and post-conditions, loop invariants, and at times even tactics to guide the proof. Moreover, *none* support reasoning about Tree Borrows. Kani [48] is an industry-grade, state-of-the-art symbolic testing tool for Rust, and it does so by compiling Rust code to the CBMC IL [25]. We compared SOTERIA<sup>RUST</sup> and Kani at length in §4.

**Related Work: Bi-abduction and Bug Finding.** To our knowledge, there are two tools that perform bi-abductive SE for automatic bug finding: Infer [10, 27] and Gillian [18, 30, 32]. Infer is an industrial-strength tool by Meta that supports multiple languages. However, Infer is based on a single IL, SIL, leading to complex compilers. As such, extending Infer to a new language often requires modifying Infer itself by writing ‘models’ for some functions directly in OCaml. Gillian is the framework that is closest to our goal of adapting the tool to each language. Gillian allows one to

override the notion of memory model directly in OCaml for each source language. However, Gillian still relies on an GIL, its IL, and each language instantiation must provide both a complex compiler to its IL and an OCaml implementation of all state operations. In addition, Gillian’s expression language is fixed and captures constructs that must be compatible with both JavaScript and C, leading to a complex expression language that still requires constant decoding and re-encoding of values (which is our leading hypothesis for its performance compared to SOTERIA).

## Acknowledgments

This project was sponsored by the Defense Advanced Research Projects Agency, (DARPA), Information Innovation Office (I2O), Program BAA HR001124S0003, under Cooperative Agreement No. HR00112420359. Disclaimer: The content of the information does not necessarily reflect the position or the policy of the U.S. Government, and no official endorsement should be inferred.

Raad is further supported by the UKRI Future Leaders Fellowship MR/V024299/1, by the EPSRC grant EP/X037029/1 and by VeTSS. We would like to thank Guillaume Boisseau for his help with making Charon work for SOTERIA<sup>RUST</sup>; Petar Maksimović for his feedback on the earlier drafts of this manuscript; The Cerberus Developers for their help with setting up, using, and improving Cerberus; Peter Sewell for hosting Ayoun as a visiting researcher at the University of Cambridge; and Peter O’Hearn for his guidance throughout this project.

## References

- [1] Léo André, Filipe Marques, Arthur Carcano, Pierre Chambart, José Fragoso Santos, and Jean-Christophe Filliâtre. 2024. Owi: Performant Parallel Symbolic Execution Made Easy, an Application to WebAssembly. *The Art, Science, and Engineering of Programming* 9, 1 (Oct. 2024), 3:1–3:42. doi:10.22152/programming-journal.org/2025/9/3
- [2] Vytautas Astrauskas, Peter Müller, Federico Poli, and Alexander J. Summers. 2019. Leveraging Rust Types for Modular Specification and Verification. *Proceedings of the ACM on Programming Languages* 3, OOPSLA (Oct. 2019), 147:1–147:30. doi:10.1145/3360573
- [3] Sacha-Élie Ayoun, Xavier Denis, Petar Maksimović, and Philippa Gardner. 2025. A Hybrid Approach to Semi-Automated Rust Verification. doi:10.48550/arXiv.2403.15122 arXiv:2403.15122 [cs]
- [4] Sacha-Élie Ayoun. 2024. *Gillian: foundations, implementation, and applications of compositional symbolic execution*. Ph.D. Dissertation. doi:10.25560/119340
- [5] Haniel Barbosa, Clark Barrett, Martin Brain, Gereon Kremer, Hanna Lachnitt, Makai Mann, Abdalrhman Mohamed, Mudathir Mohamed, Aina Niemetz, Andres Nötzli, Alex Ozdemir, Mathias Preiner, Andrew Reynolds, Ying Sheng, Cesare Tinelli, and Yoni Zohar. 2022. Cvc5: A Versatile and Industrial-Strength SMT Solver. In *Tools and Algorithms for the Construction and Analysis of Systems (Lecture Notes in Computer Science)*, Dana Fisman and Grigore Rosu (Eds.). Springer International Publishing, Cham, 415–442. doi:10.1007/978-3-030-99524-9\_24
- [6] Siddharth Bhat, Léo Stefanescu, Chris Hughes, and Tobias Grosser. 2025. Certified Decision Procedures for Width-Independent Bitvector Predicates. *Proc. ACM Program. Lang.* 9, OOPSLA2, Article 370 (Oct. 2025), 23 pages. doi:10.1145/3763148
- [7] Armin Biere, Tobias Faller, Katalin Fazekas, Mathias Fleury, Nils Froyleyks, and Florian Pollitt. 2024. CaDiCaL 2.0. In *Computer Aided Verification - 36th International Conference, CAV 2024, Montreal, QC, Canada, July 24-27, 2024, Proceedings, Part I (Lecture Notes in Computer Science, Vol. 14681)*, Arie Gurfinkel and Vijay Ganesh (Eds.). Springer, 133–152. doi:10.1007/978-3-031-65627-9\_7
- [8] Armin Biere, Tobias Faller, Katalin Fazekas, Mathias Fleury, Nils Froyleyks, and Florian Pollitt. 2024. CaDiCaL, Gimsatul, IsaSAT and Kissat Entering the SAT Competition 2024 – Solver, Benchmark and Proof Checker Descriptions (*Department of Computer Science Report Series B, Vol. B-2024-1*), Marijn Heule, Markus Iser, Matti Järvisalo, and Martin Suda (Eds.). University of Helsinki, 8–10.
- [9] Cristian Cadar, Daniel Dunbar, and Dawson Engler. 2008. KLEE: Unassisted and Automatic Generation of High-Coverage Tests for Complex Systems Programs. In *Proceedings of the 8th USENIX Conference on Operating Systems Design and Implementation (OSDI’08)*. USENIX Association, USA, 209–224.
- [10] Cristiano Calcagno and Dino Distefano. 2011. Infer: An Automatic Program Verifier for Memory Safety of C Programs. In *NASA Formal Methods*, Mihaela Bobaru, Klaus Havelund, Gerard J. Holzmann, and Rajeev Joshi (Eds.). Springer, Berlin, Heidelberg, 459–465. doi:10.1007/978-3-642-20398-5\_33
- [11] Rust Community. 2025. Miri. <https://github.com/rust-lang/miri>

- [12] Loïc Correnson. 2014. Qed. Computing What Remains to Be Proved. In *NASA Formal Methods*, David Hutchison, Takeo Kanade, Josef Kittler, Jon M. Kleinberg, Alfred Kobsa, Friedemann Mattern, John C. Mitchell, Moni Naor, Oscar Nierstrasz, C. Pandu Rangan, Bernhard Steffen, Demetri Terzopoulos, Doug Tygar, Gerhard Weikum, Julia M. Badger, and Kristin Yvonne Rozier (Eds.). Vol. 8430. Springer International Publishing, Cham, 215–229. doi:10.1007/978-3-319-06200-6\_17
- [13] Daniel Cumming. [n. d.]. Introducing KMIR: Concrete and Symbolic Execution of Rust MIR. <https://runtimeverification.com/blog/introducing-kmir>.
- [14] Leonardo De Moura and Nikolaj Bjørner. 2008. Z3: An Efficient SMT Solver. In *Proceedings of the Theory and Practice of Software, 14th International Conference on Tools and Algorithms for the Construction and Analysis of Systems (TACAS'08/ETAPS'08)*, Springer-Verlag, Berlin, Heidelberg, 337–340.
- [15] Xavier Denis, Jacques-Henri Jourdan, and Claude Marché. 2022. Creusot: A Foundry for the Deductive Verification of Rust Programs. In *ICFEM 2022 - 23th International Conference on Formal Engineering Methods*. Springer Verlag.
- [16] Jean-Christophe Filliâtre and Sylvain Conchon. 2006. Type-safe modular hash-consing. In *Proceedings of the 2006 Workshop on ML (Portland, Oregon, USA) (ML '06)*. Association for Computing Machinery, New York, NY, USA, 12–19. doi:10.1145/1159876.1159880
- [17] Nima Rahimi Foroushaani and Bart Jacobs. 2022. Modular Formal Verification of Rust Programs with Unsafe Blocks. doi:10.48550/arXiv.2212.12976 arXiv:2212.12976 [cs]
- [18] José Fragoso Santos, Petar Maksimović, Sacha-Élie Ayoun, and Philippa Gardner. 2020. Gillian, Part i: A Multi-Language Platform for Symbolic Execution. In *Proceedings of the 41st ACM SIGPLAN Conference on Programming Language Design and Implementation (PLDI 2020)*. Association for Computing Machinery, New York, NY, USA, 927–942. doi:10.1145/3385412.3386014
- [19] José Fragoso Santos, Petar Maksimović, Gabriela Sampaio, and Philippa Gardner. 2019. JaVerT 2.0: Compositional Symbolic Execution for JavaScript. *Proceedings of the ACM on Programming Languages* 3, POPL (Jan. 2019), 66:1–66:31. doi:10.1145/3290379
- [20] Lennard Gäher, Michael Sammler, Ralf Jung, Robbert Krebbers, and Derek Dreyer. [n. d.]. RefinedRust: A Type System for High-Assurance Verification of Rust Programs. 8 ([n. d.]).
- [21] Son Ho, Guillaume Boisseau, Lucas Franceschino, Yoann Prak, Aymeric Fromherz, and Jonathan Protzenko. 2025. Charon: An Analysis Framework for Rust. arXiv:2410.18042 [cs.PL] <https://arxiv.org/abs/2410.18042>
- [22] Son Ho and Jonathan Protzenko. 2022. Aeneas: Rust Verification by Functional Translation. *Proceedings of the ACM on Programming Languages* 6, ICFP (Aug. 2022), 116:711–116:741. doi:10.1145/3547647
- [23] Ralf Jung. 2025. MiniRust: A Precise Specification for “Rust lite / MIR plus”. <https://github.com/minirust/minirust> GitHub repository; Apache-2.0 / MIT dual-licensed.
- [24] Steven Keuchel, Sander Huyghebaert, Georgy Lukyanov, and Dominique Devriese. 2022. Verified Symbolic Execution with Kripke Specification Monads (and No Meta-Programming). *Proceedings of the ACM on Programming Languages* 6, ICFP (Aug. 2022), 194–224. doi:10.1145/3547628
- [25] Daniel Kroening and Michael Tautschnig. 2014. CBMC – C Bounded Model Checker. In *Tools and Algorithms for the Construction and Analysis of Systems*, Erika Ábrahám and Klaus Havelund (Eds.). Springer, Berlin, Heidelberg, 389–391. doi:10.1007/978-3-642-54862-8\_26
- [26] Andrea Lattuada, Travis Hance, Chanhee Cho, Matthias Brun, Isitha Subasinghe, Yi Zhou, Jon Howell, Bryan Parno, and Chris Hawblitzel. 2023. Verus: Verifying Rust Programs Using Linear Ghost Types. *Proceedings of the ACM on Programming Languages* 7, OOPSLA1 (April 2023), 85:286–85:315. doi:10.1145/3586037
- [27] Quang Loc Le, Azalea Raad, Jules Villard, Josh Berdine, Derek Dreyer, and Peter W. O’Hearn. 2022. Finding Real Bugs in Big Programs with Incorrectness Logic. *Proceedings of the ACM on Programming Languages* 6, OOPSLA1 (April 2022), 81:1–81:27. doi:10.1145/3527325
- [28] Nico Lehmann, Adam Geller, Niki Vazou, and Ranjit Jhala. 2022. Flux: Liquid Types for Rust. doi:10.48550/arXiv.2207.04034 arXiv:2207.04034 [cs]
- [29] Xavier Leroy, Andrew W. Appel, Sandrine Blazy, and Gordon Stewart. 2012. *The CompCert Memory Model, Version 2*. Report. INRIA.
- [30] Andreas Löw, Daniele Nantes-Sobrinho, Sacha-Élie Ayoun, Caroline Cronjäger, Petar Maksimović, and Philippa Gardner. 2024. Compositional Symbolic Execution for Correctness and Incorrectness Reasoning. In *38th European Conference on Object-Oriented Programming (ECOOP 2024) (Leibniz International Proceedings in Informatics (LIPIcs), Vol. 313)*, Jonathan Aldrich and Guido Salvaneschi (Eds.). Schloss Dagstuhl – Leibniz-Zentrum für Informatik, Dagstuhl, Germany, 25:1–25:28. doi:10.4230/LIPIcs.ECOOP.2024.25
- [31] Sirui Lu and Rastislav Bodík. 2023. Grisette: Symbolic Compilation as a Functional Programming Library. *Proceedings of the ACM on Programming Languages* 7, POPL (Jan. 2023), 16:455–16:487. doi:10.1145/3571209
- [32] Petar Maksimović, Sacha-Élie Ayoun, José Fragoso Santos, and Philippa Gardner. 2021. Gillian, Part II: Real-World Verification for JavaScript and C. In *Computer Aided Verification (Lecture Notes in Computer Science)*, Alexandra Silva

- and K. Rustan M. Leino (Eds.). Springer International Publishing, Cham, 827–850. doi:10.1007/978-3-030-81688-9\_38
- [33] Kayvan Memarian. 2023. *The Cerberus C Semantics*. Technical Report UCAM-CL-TR-981. University of Cambridge, Computer Laboratory. doi:10.48456/tr-981
  - [34] Peter Müller, Malte Schwerhoff, and Alexander J. Summers. 2016. Viper: A Verification Infrastructure for Permission-Based Reasoning. In *Verification, Model Checking, and Abstract Interpretation (Lecture Notes in Computer Science)*, Barbara Jobstmann and K. Rustan M. Leino (Eds.). Springer, Berlin, Heidelberg, 41–62. doi:10.1007/978-3-662-49122-5\_2
  - [35] Peter W. O’Hearn. 2019. Incorrectness Logic. *Proceedings of the ACM on Programming Languages* 4, POPL (Dec. 2019), 10:1–10:32. doi:10.1145/3371078
  - [36] Gaurav Parthasarathy, Thibault Dardinier, Benjamin Bonneau, Peter Müller, and Alexander J. Summers. 2024. Towards Trustworthy Automated Program Verifiers: Formally Validating Translations into an Intermediate Verification Language. *Towards Trustworthy Automated Program Verifiers: Formally Validating Translations into an Intermediate Verification Language – Artifact* 8, PLDI (June 2024), 208:1510–208:1534. doi:10.1145/3656438
  - [37] Rust Language Project. 2025. *std::intrinsics — Compiler intrinsics module (Rust Standard Library)*. <https://doc.rust-lang.org/std/intrinsics/index.html> Accessed: 2025-10-26.
  - [38] Azalea Raad, Josh Berdine, Hoang-Hai Dang, Derek Dreyer, Peter O’Hearn, and Jules Villard. 2020. Local Reasoning About the Presence of Bugs: Incorrectness Separation Logic. In *Computer Aided Verification (Lecture Notes in Computer Science)*, Shuvendu K. Lahiri and Chao Wang (Eds.). Springer International Publishing, Cham, 225–252. doi:10.1007/978-3-030-53291-8\_14
  - [39] Grigore Roşu and Traian Florin Şerbănuţă. 2010. An Overview of the K Semantic Framework. *The Journal of Logic and Algebraic Programming* 79, 6 (Aug. 2010), 397–434. doi:10.1016/j.jlap.2010.03.012
  - [40] rust-lang/rust Contributors. 2025. *rustc\_const\_eval / src/interpret — Rust Compiler (GitHub)*. [https://github.com/rust-lang/rust/tree/master/compiler/rustc\\_const\\_eval/src/interpret](https://github.com/rust-lang/rust/tree/master/compiler/rustc_const_eval/src/interpret)
  - [41] José Frago Santos, Petar Maksimović, Théotime Grohens, Julian Dolby, and Philippa Gardner. 2018. Symbolic Execution for JavaScript. In *Proceedings of the 20th International Symposium on Principles and Practice of Declarative Programming (PPDP ’18)*. Association for Computing Machinery, New York, NY, USA, 1–14. doi:10.1145/3236950.3236956
  - [42] The Kani Team. 2023. How Open Source Projects Are Using Kani to Write Better Software in Rust | AWS Open Source Blog. <https://aws.amazon.com/blogs/opensource/how-open-source-projects-are-using-kani-to-write-better-software-in-rust/>.
  - [43] The Racket Team. 2010. Reference: Racket. In *The Racket Language*. <https://racket-lang.org/>
  - [44] Emina Torlak and Rastislav Bodik. 2013. Growing Solver-Aided Languages with Rosette. In *Proceedings of the 2013 ACM International Symposium on New Ideas, New Paradigms, and Reflections on Programming & Software (Onward! 2013)*. Association for Computing Machinery, New York, NY, USA, 135–152. doi:10.1145/2509578.2509586
  - [45] Emina Torlak and Rastislav Bodik. 2014. A Lightweight Symbolic Virtual Machine for Solver-Aided Host Languages. In *Proceedings of the 35th ACM SIGPLAN Conference on Programming Language Design and Implementation (PLDI ’14)*. Association for Computing Machinery, New York, NY, USA, 530–541. doi:10.1145/2594291.2594340
  - [46] Viktor Vafeiadis, Thibaut Balabonski, Soham Chakraborty, Robin Morisset, and Francesco Zappa Nardelli. 2015. Common Compiler Optimisations are Invalid in the C11 Memory Model and what we can do about it. *SIGPLAN Not.* 50, 1 (Jan. 2015), 209–220. doi:10.1145/2775051.2676995
  - [47] Quinten van Woerkom. 2025. *finetime: Accurate, flexible, and efficient time keeping*. <https://crates.io/crates/finetime> Rust crate; MIT OR Apache-2.0 license.
  - [48] Alexa VanHattum, Daniel Schwartz-Narbonne, Nathan Chong, and Adrian Sampson. 2022. Verifying Dynamic Trait Objects in Rust. In *Proceedings of the 44th International Conference on Software Engineering: Software Engineering in Practice (ICSE-SEIP ’22)*. Association for Computing Machinery, New York, NY, USA, 321–330. doi:10.1145/3510457.3513031
  - [49] Neven Villani, Johannes Hostert, Derek Dreyer, and Ralf Jung. 2025. Tree Borrowers. *Proc. ACM Program. Lang.* 9, PLDI, Article 188 (June 2025), 24 pages. doi:10.1145/3735592



```

type const = Int of Z.t | Bool of bool
type binop = Add | Sub | And | Div | Eq | Geq
type expr = Const of const | Var of string | BinOp of binop * expr * expr
          | Let of string * expr * expr | If of expr * expr * expr
          | NondetInt | Assert of expr

```

$$\begin{array}{c}
\text{IF-THEN} \\
\frac{\theta \vdash g \Downarrow \text{ok} : \text{true} \quad \theta \vdash e_1 \Downarrow o : v}{\theta \vdash \text{if } g \text{ then } e_1 \text{ else } e_2 \Downarrow o : v}
\end{array}
\quad
\begin{array}{c}
\text{IF-ELSE} \\
\frac{\theta \vdash g \Downarrow \text{ok} : \text{false} \quad \theta \vdash e_2 \Downarrow o : v}{\theta \vdash \text{if } g \text{ then } e_1 \text{ else } e_2 \Downarrow o : v}
\end{array}$$

$$\begin{array}{c}
\text{LET-SUCCESS} \\
\frac{\theta \vdash e_1 \Downarrow \text{ok} : v \quad \theta' = \theta[x \leftarrow v]}{\theta \vdash \text{let } x = e_1 \text{ in } e_2 \Downarrow o : v'}
\end{array}
\quad
\begin{array}{c}
\text{LET-ERROR} \\
\frac{\theta \vdash e_1 \Downarrow \text{err} : v}{\theta \vdash \text{let } x = e_1 \text{ in } e_2 \Downarrow \text{err} : v}
\end{array}
\quad
\begin{array}{c}
\text{NONDETINT} \\
\frac{z \in \mathbb{Z}}{\theta \vdash \text{NondetInt} \Downarrow \text{ok} : z}
\end{array}$$

Fig. 9. The LANG abstract syntax tree (above); an excerpt of its big-step operational semantics (below)

## A The Simple LANG Language

We now present the simple programming language LANG used throughout this paper to illustrate our concepts. LANG is a ML-like, expression-based language with a small set of constructs, to illustrate a full symbolic execution engine.

We first present the abstract syntax and concrete semantics of LANG in §A.1. We then present how to implement a symbolic execution engine for LANG using SOTERIA in §A.2, while giving a brief introduction to symbolic execution and monads along the way.

### A.1 LANG Semantics and Interpreter

For uniformity, we define the abstract syntax of LANG using OCaml notation in Fig. 9 (above). LANG has two kinds of constants (integers, `Z.t`, being the type of unbounded integers, and booleans) a few binary operators (addition, division, equality and boolean conjunction), and six kinds of expressions: constants, variables, binary operators, let-binding, if-then-else expressions, a non-deterministic integer expression that can evaluate to any integer, and an error expression that terminates evaluation in error mode if its argument evaluates to false.

We present an excerpt of the straightforward big-step semantics of LANG in Fig. 9 (below). A semantic judgement  $\theta \vdash e \Downarrow o : v$  states that evaluating expression  $e$  under substitution  $\theta$  yields value  $v$  with outcome  $o$ , where  $\theta : \text{subst} = (\text{var}, \text{value})_{\text{map}}$  is a partial map from program variables to their values,  $o : (\text{value}, \text{error})_{\text{result}}$  indicates terminating either successfully returning a value denoted by `ok`  $v$ , or erroneously carrying an error denoted by `err`  $e$ , where  $\text{value} \approx \text{const}$ .

These five rules highlight central concepts to defining most program semantics: *conditional choice*, *sequential composition*, *error propagation* and *non-determinism*. Conditional choice is the ability to choose between execution paths based on a condition. Specifically, the **IF-THEN** and **IF-ELSE** rules apply when the condition evaluates to `true` and `false`, respectively. Sequential composition is captured by the **LET-SUCCESS** rule, requiring sub-expression  $e_1$  to be evaluated *before* sub-expression  $e_2$ , as the latter is evaluated in the context of a substitution that depends on the result of the former. **LET-ERROR** showcases a simple model of error propagation: an erroneous evaluation is propagated and terminates the entire program (‘short-circuits’). Finally, **NONDETINT** models non-determinism: evaluating `NondetInt` may yield *any* integer; i.e. there is an infinite number of possible results.

While real programming language rarely have such a construct, non-determinism can be used to model e.g. indeterminate user input, or whether `malloc` should return a `NULL` pointer on allocation.

## A.2 Symbolic Execution Monad for LANG

Before defining our *symbolic* execution monad, we present the intuition behind the *concrete* execution monad underpinning expression evaluation rules in Fig. 9. We then present the OCaml feature that enables defining custom let-binding operators, allowing us to write the rules above *succinctly*.

**A.2.1 The Problem.** The semantics in Fig. 9 is defined as a relation using inference rules. While common and useful when proving properties about the semantics, it is less readable to the common developer and less straightforward to implement. As our goal is to implement a symbolic interpreter, we should ideally re-define the semantics as a *function* as in the following OCaml snippet:

```
let rec eval (subst: subst) (e: expr) : (Value.t, error) Result.t =
  match e with
  | Let (x, e1, e2) →
    let v1 = eval subst e1 in
    let subst' = Subst.set subst x v1 in
    eval subst' e2
  | ... → ...
```

Unfortunately, while this reads naturally, it does not model the semantics in Fig. 9 accurately: it does not capture that evaluating `e1` may fail or yield multiple values. Cue the *execution monad*.

**A.2.2 Execution Monad.** The semantics judgement in Fig. 9 can also be defined as a function: `eval : subst → expr → (value, error)result set`, mapping an expression and substitution a *set* of possible outcomes. This set is, in general, non-computable; e.g. evaluating `NondetInt` under any substitution returns the infinite set  $\{\text{ok } z \mid z \in \mathbb{Z}\}$ . The return type of the above `eval` function is a monad, which for the sake of this presentation we name the *execution monad*:<sup>2</sup>

```
type 'a exec = ('a, error) result set
```

We proceed with an intuitive description of what a monad is.

**A.2.3 An Introduction to Monads.** A monad is a parametrised type `'a t` with two operations:

```
val return : 'a → 'a t
val bind : 'a t → ('a → 'b t) → 'b t
```

where `return` characterises a *pure* operation that lifts any value to the monad, and `bind x f` receives `x` (the result of a monadic computation) and `f` (a monadic computation) and *composes* the two. These two operations must satisfy *monad laws*, stating natural properties such as computation associativity. We elide these laws as there is extensive descriptions of monads in the literature. For the monad presented in this section, we prove in §D that the monad laws hold.

For our execution monad, `return` is the function that receives a value `v` and returns the singleton set containing `ok v`. It is ‘pure’ in that no effect – non-determinism or error – is performed. The `bind` operation receives a set of results and applies `f` to each successful result, collecting their results. If any of the branches yields an error, the error is simply propagated:

$$\text{bind } x \text{ } f = \{o' \mid \exists v. \text{ok } v \in x \wedge o' \in f \text{ } v\} \cup \{\text{err } e \mid \text{err } e \in x\}$$

↑ *f is applied to each successful result*
↑ *errors are propagated*

With this monadic structure, we can re-write the rules from Fig. 9 as follows:

<sup>2</sup>This execution monad is trivially obtained by applying the result monad transformer to the non-determinism (set) monad,<sup>y</sup>

```

let rec eval subst expr =
  match expr with
  | Let (x, e1, e2) →
      bind
        (eval subst e1)
        (fun v →
           let subst' = Subst.set subst x v in
           eval subst' e2)
  | ... → ...

```

**A.2.4 Custom Let Operators in OCaml.** While the above is more readable to an average (OCaml) developer, it is still not very readable as calls to `bind` create visual noise. OCaml, inspired by Haskell’s `do`-notations, provides a syntactic sugar for monadic binding:

```

let ( let* ) = bind
let rec eval subst expr =
  match expr with
  | Let (x, e1, e2) →
      let* v1 = eval subst e1 in
      let subst' = Subst.set subst x v1 in
      eval subst' e2
  | ... → ...

```

This syntactic sugar allows us to write the code in a sequential style, elegantly hiding the monadic structure and making it natural to read, as shown above. Now that we can write the semantics of LANG as a function, we next show how SOTERIA can help us write a symbolic interpreter.

**A.2.5 A Primer on Symbolic Execution.** Symbolic execution is a program analysis technique that specifically addresses the problem of non-determinism in testing. It enables testing of programs that either contain natural non-determinism (such as allocation in C which may non-deterministically<sup>3</sup> fail to allocate), or artificial non-determinism introduced to extend input coverage.

For instance, CBMC, KLEE, Gillian-C or Kani all enhance their target language with a function that creates a non-deterministic value, similar to our `NondetInt` construct in LANG. This construct can be used to test properties across all possible inputs of a program with the following simple test:

```

let y = NondetInt in
let v = if y < 0 then 0 - y else y in
assert (v >= 0)

```

Unfortunately, the above test is not executable as it requires exploring an infinite number of cases. Symbolic execution addresses this by abstracting over non-determinism through the use of *symbolic values*, i.e. values that depend on *symbolic variables*. Throughout the execution, a symbolic interpreter uses an SMT solver [5, 14] to prune out infeasible paths.

For instance, the expression presented in the above simple test starts from assigning a non-deterministic integer to `y`, binds its absolute value to `v`, and asserts that `v` is non-negative. A symbolic execution of this expression starts by assigning a symbolic variable  $\hat{y}$  to program variable `y`. The evaluation of `if` expression starts by querying an SMT solver to check whether the condition `y < 0` (which evaluates to the symbolic value  $\hat{y} < 0$ ) is satisfiable. Since it is, i.e. there exist an integer

<sup>3</sup>Allocation is not non-deterministic and only fails when the OS is unable to provide the required memory; however, from the point of view of exhaustive testing, it can be considered non-deterministic.

that is strictly negative, the symbolic execution engine evaluates the ‘then’ *branch*. In addition, since the negation of the condition ( $\hat{y} \geq 0$ ) is also satisfiable, the symbolic execution engine also evaluates the ‘else’ branch. In each execution branch, the symbolic execution engine maintains a *path condition* recording the conditions under which the branch is executed. Subsequently, the symbolic execution engine evaluates the `assert (v >= 0)` expression in each execution branch, ensuring that  $v \geq 0$  holds by checking that its negation ( $v < 0$ ) is unsatisfiable. Since it is unsatisfiable in both branches, the assertion is verified *for all possible inputs*. SOTERIA allows us to implement a symbolic execution engine that performs exactly this kind of execution, as we describe below.

**A.2.6 Symbolic Values and Solvers.** The first step to using SOTERIA is to instantiate its symbolic execution monad with a `Solver`. A `Solver` is a module that provides (1) a *symbolic* value language, and (2) a solver interface to check satisfiability for the subset of these symbolic values that are boolean expressions. This parametricity allows SOTERIA to be used with any abstraction of symbolic values (i.e. the set of values over which symbolic variables range) and with any encoding to a solver (e.g. an off-the-shelf SMT solver such as Z3, a custom solver, or any combination thereof).

In our experience using other tools such as Gillian [18, 32], trying to support multiple languages within a single set of symbolic values (through a single intermediate language) leads to complex languages that are the source of bugs and performance issues in the symbolic execution engine and make the intermediate language an error-prone target for front-ends. However, two languages that operate on a similar level of abstraction, such as C and Rust, can easily share a symbolic value language.

For this presentation we re-use `Bv_solver`, one of our pre-built solvers that come with the SOTERIA base library. `Bv_solver` provides a simple symbolic value language that is suitable for C-like languages, using an efficient incremental interface, built-in simplifications with Z3 as its underlying SMT solver. Symbolic variables range over integers, booleans, bit-vectors and pointers (a pair of integers denoting an allocation identifier and offset).

```
module Symex = Soteria.Symex.Make(Soteria.Bv_solver.Bv_values)
```

**A.2.7 Symbolic Interpreter.** The `Symex` module exposes a symbolic execution monad over the values of `Bv_values`, as well as all primitives required to implement a symbolic interpreter. In particular, while the `Symex` monad is an abstraction over the non-determinism monad presented above, the `Symex.Result` module provides an abstraction over the execution monad; that is, the monad that captures both non-determinism and error propagation.

Fig. 10 presents the (monadic) *concrete* evaluation of the `If` and `Let` constructs of LANG implemented using SOTERIA (left) alongside its *symbolic* counterpart (right). Notably, the two definitions are almost identical, except that (as highlighted): (1) the concrete interpreter uses the `bind` operation for `ExecutionMonad` while the symbolic interpreter uses `Symex.Result`, which performs symbolic execution and stops each execution path upon error; (2) the concrete interpreter uses the native `if` of OCaml to branch on a concrete boolean, while the symbolic interpreter uses SOTERIA’s `if%sat`, which branches on a symbolic boolean by consulting the solver and explores a branch whenever its path condition is satisfiable (both branches may be taken if both conditions are satisfiable).

In Fig. 11, we present the full symbolic expression evaluation function for LANG. The function `eval` takes as input a substitution mapping program variables to symbolic values, and an expression to evaluate, and returns a symbolic computation yielding either a symbolic value or an error. We assume the existence of a module `Value` representing symbolic values, with standard operations. `Value.Infix` provides infix operators for symbolic values, such as  $(+): \text{Value.t} \rightarrow \text{Value.t} \rightarrow \text{Value.t}$ , which are used in `eval_binop` to symbolically evaluate binary operations while having convenient, concrete-like syntax.

```

let ( let* ) = ExecutionMonad.bind
...
| If (cond, then_e, else_e) →
  let* cond_v = eval subst cond in
  if cond_v
  then eval subst then_e
  else eval subst else_e
| Let (x, e1, e2) →
  let* v1 = eval subst e1 in
  let subst' =
    Subst.set subst x v1 in
  eval subst' e2

```

```

let ( let* ) = Symex.Result.bind
...
| If (cond, then_e, else_e) →
  let* cond_v = eval subst cond in
  if%sat cond_v
  then eval subst then_e
  else eval subst else_e
| Let (x, e1, e2) →
  let* v1 = eval subst e1 in
  let subst' =
    Subst.set subst x v1 in
  eval subst' e2

```

Fig. 10. Concrete (left) and symbolic (right) evaluation

**A.2.8 Guarantees.** The `Symex` monad provides soundness guarantees with respect to the non-determinism monad, which we informally describe here and prove formally in §D. For instance:

- If two symbolic computations `fs` and `gs` are respectively sound against two non-deterministic computations `fc` and `gc`, then the composition of `fs` and `gs` within the symbolic monad (using the bind operator) is sound against the composition of `fc` and `gc` within the non-determinism monad;
- The function that branches on a symbolic boolean value using `if%sat` is sound against the function that branches on a concrete condition using standard `if`.

By ensuring that each primitive of the `Symex` monad is sound against its concrete counterpart, and that these primitives compose soundly, `SOTERIA` helps users build sound interpreters. Users still need to ensure that they indeed compose only sound computations, but this is no more difficult, in our opinion, than writing a correct compiler.



```

module Subst = Map.Make(String)
type subst = Value.t Subst.t

type error = DivisionByZero | AssertError

let value_of_const (c: const) : Value.t =
  match c with
  | Int z → Value.int z
  | Bool b → Value.bool b

let eval_binop
  (op: binop) (v1: Value.t) (v2: Value.t) : (Value.t, error) Result.t Symex.t =
  let open Value.Infix in
  match op with
  | Add → ok (v1 + v2)
  | And → ok (v1 && v2)
  | Div →
    if%sat v2 == 0s then error DivisionByZero
    else ok (v1 / v2)
  | Eq → ok (v1 == v2)
  | Geq → ok (v1 >= v2)

let rec eval
  (subst: subst) (e: expr) : (Value.t, error) Result.t Symex.t =
  match e with
  | Const c → ok (value_of_const c)
  | Var x → ok (Subst.get subst x)
  | BinOp (op, e1, e2) →
    let* v1 = eval subst e1 in
    let* v2 = eval subst e2 in
    eval_binop op v1 v2
  | Let (x, e1, e2) →
    let* v1 = eval subst e1 in
    let subst' = Subst.set subst x v1 in
    eval subst' e2
  | If (cond, then_e, else_e) →
    let* cond_v = eval subst cond in
    if%sat cond_v then eval subst then_e
    else eval subst else_e
  | NondetInt → nondet Int
  | Assert e →
    let* v = eval subst e in
    if%sat v then ok 0s
    else error AssertError

```

Fig. 11. Full symbolic evaluation function

## B SOTERIA: Supplementary Implementation Details

### B.1 Detailed implementation of the branching construct

We now provide a detailed description of the implementation of the `branch_on` operation, and showcase some optimisations and integration with other SOTERIA utilities.

```

1 (* `if%sat guard then then_ else else_`
2   is syntactic sugar for `branch_on guard then_ else_` *)
3 let branch_on guard then_ else_ = fun f →
4   let guard = Solver.simplify guard in
5   match Value.as_bool guard with
6   | Some true → then_ () f
7   | Some false → else_ () f
8   | None →
9     let left_unsat = ref false in
10    Symex_state.save ();
11    L.with_section "left branch" (fun () →
12      Solver.add_constraints [ guard ];
13      let sat_res = Solver.sat () in
14      left_unsat := Solver_result.is_unsat sat_res;
15      if Solver_result.is_sat sat_res then then_ () f);
16    Symex_state.backtrack_n 1;
17    L.with_section "right branch" (fun () →
18      Solver.add_constraints [ Value.(not guard) ];
19      if !left_unsat then else_ () f
20    else
21      match Fuel.consume_branching 1 with
22      | Exhausted → Stats.As_ctx.add_unexplored_branches 1
23      | Not_exhausted →
24        Stats.As_ctx.add_branches 1;
25      if Solver_result.is_sat (Solver.sat ()) then else_ () f

```

Fig. 12. Implementation of the `if%sat` (syntactic sugar for `branch_on`) construct.

The `branch_on` function receives a guard and two thunks, `then_` and `else_`, both returning a symbolic execution monad, as shown in Fig. 12. We first simplify the guard on line 4 using the solver’s simplification procedure. The solving procedure of `Solver` should be simple and efficient and need not be complete. In fact, implementing it as the identity function is a valid implementation. In §3 we detail the simplification procedure of `BV_Solver` offered by SOTERIA. If the solver can simplify the guard to `true` or `false`, we can immediately execute the corresponding branch (lines 5–7).

Solvers can often simplify constraints, e.g. if the guard or its negation is already part of the current path condition, which happens very often in practice. This simple optimisation can save a lot of time, as it avoids unnecessary calls to the solver. In the Collections-C case study presented in §5.2, out of 67,323 calls to `branch_on`: 48,112 (71%) guards were already booleans (due to earlier reductions, or because they are concrete), 6,747 (10%) guards were simplified to a concrete boolean value by the solver, and 9,002 (13%) guard terms or their negation were found in the path condition. Overall, only 17,442 SAT checks were performed, which translates into a significant speedup.

If the guard cannot be simplified to a concrete boolean value, we proceed with the symbolic execution of both branches. To do so, we first save the current path condition (line 10). We then execute the left branch by adding the guard to the path condition (line 12) and calling `Solver.sat` to check if the current path condition is satisfiable. Importantly, we record a boolean capturing if the branch is SAT or UNSAT (it could also be UNKNOWN). If the branch is SAT, we execute the `then_` thunk (line 15). Note that the entire execution of the left branch is wrapped in a call to

`L.with_section`, which ensures that all log messages generated during the execution of the then branch are grouped together in a collapsible section in the log file, making it easier to navigate individual branches in the logs, as presented in §B.2.

After executing the then branch (when the guard is SAT), we backtrack to the saved state and analogously execute the else branch, with two key differences. First, if the then branch was UNSAT, we are guaranteed that the else branch is SAT ( $\text{UNSAT}(\pi) \implies \text{SAT}(\neg\pi)$ , for all  $\pi$ ), and hence do not need to call the solver again, thus saving a potentially expensive call to the solver. Second, if the then branch was executed, we consume one unit of branching fuel and stop if we are out of fuel. SOTERIA comes with a simple built-in fuel mechanism to limit the number of branches explored and steps performed during symbolic execution (where default fuel is infinite). If the branch is not executed due to lack of fuel, we record this in the execution statistics.

## B.2 Logging in SOTERIA

SOTERIA is designed to come with *batteries included*, and provides out-of-the-box support for logging and statistics. In fact, logs in SOTERIA are often more informative, as they relate directly to the relevant source code, rather than to the intermediate language. Logging is directly integrated in the symbolic execution: users can log messages at any point of their programs, and SOTERIA can create an HTML report that groups logs by execution path.

For instance, adding the following logging statement to our symbolic interpreter (above) produces the HTML report shown below in Fig. 13.

```
let rec eval subst expr =
  L.verbose (fun m → m
    "Evaluating expression: %a"
    Expr.pp expr);
  match expr with
  | ... → ...
```

Evaluating expression: let v = if (y >= 0) then y else (0 - y) in assert (v >= 0)	21:54:55.486
Evaluating expression: if (y >= 0) then y else (0 - y)	21:54:55.486
Evaluating expression: (y >= 0)	21:54:55.486
Evaluating expression: y	21:54:55.486
Evaluating expression: 0	21:54:55.486
▼ Left branch at File "LANG.ml", line 102, characters 8-67	
Evaluating expression: y	21:54:55.487
Evaluating expression: assert (v >= 0)	21:54:55.487
Evaluating expression: (v >= 0)	21:54:55.487
Evaluating expression: v	21:54:55.487
Evaluating expression: 0	21:54:55.487
▼ Right branch at File "LANG.ml", line 102, characters 8-67	

Fig. 13. Example of logging in SOTERIA

The logging API is provided out of the box by SOTERIA, and provides multiple logging levels (error, warning, info, debug, trace, SMT).

## C SOTERIA<sup>RUST</sup>: Supplementary Implementation and Evaluation Details

### C.1 SOTERIA<sup>RUST</sup> Value language

The value language for SOTERIA<sup>RUST</sup> is defined in Fig. 14. It is parameterised by a type `'ptr` representing pointers; to allow multiple state model implementations. The currently definition of `'ptr` in SOTERIA<sup>RUST</sup> is presented in §4.1, and is included below for convenience.

```
type 'ptr meta = Thin | Len of BV_value.(int t) | VTable of 'ptr

type 'ptr t =
  | Base of BV_value.(val t) | Ptr of 'ptr * 'ptr meta
  | Tuple of 'ptr t list | Union of Types.field_id * 'ptr t
  | Enum of BV_value.(val t) * 'ptr t list
  | ConstFn of Types.fn_ptr

type ptr_Soteriarust = {
  ptr : BV_value.(ptr t);
  tag : Tree_borrow.tag;
  align : BV_value.(nonzero t);
  size : BV_value.(int t);
}
```

Fig. 14. Rust values

In the `Union` case, `Types.field_id` refers to what field of the union’s definition the value refers to, which is needed to not lose typing information — this is an implementation detail, and future work will aim to remove it and replace it with a list of possibly uninitialised bytes with provenance, akin to MiniRust [23]. In the `ConstFn` case, `Types.fn_ptr` is a function identifier (and not a pointer, despite the name) used to look up the function definition in the program being symbolically executed.

Our value language is similar to that of MiniRust [23], as an attempt to model Rust’s semantics faithfully, the exceptions being unions not represented faithfully, and the lack of floats or function references in MiniRust.

### C.2 AI Standard Library Test Prompt

To remove human bias from the test writing process, we used an AI pair programmer to write the tests for SOTERIA<sup>RUST</sup>. We used the same prompt for each data structure tested. The prompt we used is as follows:

*Using the Kani library, write symbolic tests for the `std::collections::DataStructure` data structure in Rust. The library is provided. You can use `kani::any()` to generate non-deterministic variables of a given type and `kani::assume()` to assume properties in the symbolic execution. Use `assert!()` to check for the desired properties.*

*Separate each test in a different function, with the `#[kani::proof]` attribute. You may also define failing tests, by adding `#[kani::should_panic]`, to test behaviour of the `DataStructure` that would panic. Define a function `any_datastructure<T, SIZE>() → DataStructure<T>` to generate a non-deterministic `DataStructure` that you use in the tests. Do not tailor the test to Kani’s bounded nature, just write the tests in an intuitive way.*

## D Formalisation

**Symbolic Interpretation Extension.** Let  $\varepsilon_1, \varepsilon_2$  be symbolic interpretations;  $\varepsilon_2$  is an *extension* of  $\varepsilon_1$ , written  $\varepsilon_2 \geq \varepsilon_1$ , if  $\forall \hat{x}, v. \varepsilon_1(\hat{x}) = v \Rightarrow \varepsilon_2(\hat{x}) = v$ .

### D.1 Monad Laws

We show that our symbolic execution monad satisfies the three monad laws.

*Definition D.1 (Symbolic Execution Monad).* We define the symbolic execution monad as the triple (Symex, return, bind) as follows:

$$\begin{aligned} \text{Symex}(A) &\triangleq \widehat{\mathbb{B}} \rightarrow \mathcal{P}(\langle \widehat{A} \mid \widehat{\mathbb{B}} \rangle) \\ \text{return}(a) &\triangleq \lambda \pi. \{ \langle a \mid \pi \rangle \} \\ \text{bind}(m, f) &\triangleq \lambda \pi. \{ \langle b \mid \pi' \rangle \mid \langle a \mid \pi \rangle \in m(\pi) \wedge \langle b \mid \pi' \rangle \in f(a, \pi') \} \end{aligned}$$

LEMMA D.2 (SYMBOLIC EXECUTION MONAD: MONAD LAWS). *The symbolic execution induced by the bind operator defined in Theorem D.1 satisfies the monad laws.*

*Proof.* This follows from the fact Symex is a state monad transformer applied to the set monad, so it trivially follows from monad transformers that the monad laws hold.  $\square$

### D.2 Soundness

*Definition D.3 (Symbolic branch).* A symbolic branch is a pair composed of a symbolic abstraction and a path condition and is denoted  $\langle \widehat{a} \mid \pi \rangle \in \langle \widehat{A} \mid \widehat{\mathbb{B}} \rangle$ . Symbolic branches themselves are symbolic abstractions over  $A$ , where

$$\varepsilon, a \models \langle \widehat{a} \mid \pi \rangle \iff \varepsilon, a \models \widehat{a} \wedge \varepsilon, \text{true} \models \pi$$

*Definition D.4 (OX soundness).* Let  $f : A \rightarrow \mathcal{P}(B)$  be a nondeterministic function,  $\widehat{A}$  and  $\widehat{B}$  be symbolic abstractions over  $A$  and  $B$ , and  $\widehat{f} : \widehat{A} \rightarrow \text{Symex}(\widehat{B})$ .  $\widehat{f}$  is OX-sound w.r.t.  $f$ , denoted  $\widehat{f} \preceq_{\text{OX}} f$ , if each outcome of  $f$  is covered by a branch of  $\widehat{f}$  (is also an outcome of  $\widehat{f}$ ):

$$f(a) \rightsquigarrow b \wedge \varepsilon, a \models \langle \widehat{a} \mid \pi \rangle \implies \exists \widehat{b}, \pi', \varepsilon' \geq \varepsilon. \widehat{f}(\widehat{a}, \pi) \rightsquigarrow \langle \widehat{b} \mid \pi' \rangle \wedge \varepsilon', b \models \langle \widehat{b} \mid \pi' \rangle$$

where  $f(a) \rightsquigarrow b$  means that  $b \in f(a)$ .

Note that the interpretation  $\varepsilon'$  is an extension of  $\varepsilon$ , in order to take into account that  $\widehat{f}$  may introduce fresh variables that are not covered by  $\varepsilon$ .

*Definition D.5 (UX soundness).*  $\widehat{f}$  is UX-sound w.r.t.  $f$ , denoted  $\widehat{f} \preceq_{\text{UX}} f$  if:

$$\begin{aligned} \widehat{f}(\widehat{a}, \pi) \rightsquigarrow \langle \widehat{b} \mid \pi' \rangle \implies \\ \left( \text{SAT}(\pi') \wedge \forall \varepsilon. \varepsilon, \text{true} \models \pi' \implies \exists b. \varepsilon, b \models \widehat{b} \right. \\ \left. \wedge (\forall b. \varepsilon, b \models \langle \widehat{b} \mid \pi' \rangle \implies (\exists a. \varepsilon, a \models \langle \widehat{a} \mid \pi \rangle \wedge f(a) \rightsquigarrow b)) \right) \end{aligned}$$

Let us walk through this more complex definition. It states that, if the UX-sound symbolic computation has a transition  $\widehat{f}(\widehat{a}, \pi) \rightsquigarrow \langle \widehat{b} \mid \pi' \rangle$ , then:

- the resulting path condition  $\pi'$  must be satisfiable, i.e. at some point it must be checked by a (UX-approximate) solver;
- if  $\varepsilon$  is a set of bindings that satisfy  $\pi'$ , then there must exist at least one model  $b$  of the result  $\widehat{b}$ . This ensures that checking the path condition for satisfiability is sufficient to ensure satisfiability of the branch; and



- for all models  $b$  of  $\langle \widehat{b} \mid \pi \rangle$ , there is a corresponding model  $a$  of  $\langle \widehat{a} \mid \pi \rangle$  that form an input-output pair of  $f$ .

An important property always upheld by UX-sound symbolic computations is that they are fully characterised by their path conditions: all invalid paths can be pruned by looking only at the path condition, which itself can be encoded into a solver. We believe this required for an efficient implementation of a bug-finder. In contrast, formalisations like that of Lööw et al. [30]

A simple example of a both OX- and UX-sound symbolic computation is the `nondet`, which is sound with respect to the nondeterministic function which returns all values of the given sort. More complex symbolic computations are built by composing several such simple symbolic computations using `bind` and `branch_on`. We show that these two operations *preserve* soundness.

**THEOREM D.6 (SOUNDNESS PRESERVATION: COMPOSITION).** *For a given mode  $m \in \{\text{OX}, \text{UX}\}$*

$$\widehat{f} \preceq_m f \wedge \widehat{g} \preceq_m g \implies \widehat{g} \gg \widehat{f} \preceq_m g \gg f$$

Where  $p \gg q = \lambda x. \text{bind } p(x) \text{ } q$  is the Kleisli composition operator (or “fish” operator)

**Theorem D.6** states that composing two  $m$ -sound symbolic computations using `bind` yields a symbolic computation.

*Proof. Case OX soundness preservation:*

$$\begin{aligned} \text{(H1)} \quad & f(a) \rightsquigarrow b \wedge \varepsilon, a \models \langle \widehat{a} \mid \pi \rangle \\ & \implies \exists \widehat{b}, \pi', \varepsilon' \geq \varepsilon. \widehat{f}(\widehat{a}, \pi) \rightsquigarrow \langle \widehat{b} \mid \pi' \rangle \wedge \varepsilon', b \models \langle \widehat{b} \mid \pi' \rangle \\ \text{(H2)} \quad & g(b) \rightsquigarrow c \wedge \varepsilon', b \models \langle \widehat{b} \mid \pi' \rangle \\ & \implies \exists \widehat{c}, \pi'', \varepsilon'' \geq \varepsilon'. \widehat{g}(\widehat{b}, \pi') \rightsquigarrow \langle \widehat{c} \mid \pi'' \rangle \wedge \varepsilon'', c \models \langle \widehat{c} \mid \pi'' \rangle \\ \text{(H3)} \quad & \frac{f(a) \rightsquigarrow b \quad \widehat{f}(\widehat{a}, \pi) \rightsquigarrow \langle \widehat{b} \mid \pi' \rangle}{g(b) \rightsquigarrow c} \quad \text{(H4)} \quad \frac{\widehat{g}(\widehat{b}, \pi') \rightsquigarrow \langle \widehat{c} \mid \pi'' \rangle}{\widehat{h}(\widehat{a}, \pi) \rightsquigarrow \langle \widehat{c} \mid \pi'' \rangle} \\ & \frac{g(b) \rightsquigarrow c \quad \widehat{h}(\widehat{a}, \pi) \rightsquigarrow \langle \widehat{c} \mid \pi'' \rangle}{h(a) \rightsquigarrow c} \end{aligned}$$

Let  $a \in A, c \in C, \varepsilon \in \mathcal{I}$  such that

$$\text{(H5)} \quad h(a) \rightsquigarrow c \qquad \text{(H6)} \quad \varepsilon, a \models \widehat{a}$$

**To prove (G1)**  $\exists \widehat{c}, \pi, \pi'', \varepsilon'' \geq \varepsilon. \widehat{h}(\widehat{a}, \pi) \rightsquigarrow \langle \widehat{c} \mid \pi'' \rangle \wedge \varepsilon'', c \models \langle \widehat{c} \mid \pi'' \rangle$

From (H3) and (H5) we get that  $\exists b$ .

$$\text{(H7)} \quad f(a) \rightsquigarrow b \qquad \text{(H8)} \quad g(b) \rightsquigarrow c$$

From (H4) we have

$$\text{(H9)} \quad \forall \widehat{b}. \langle \widehat{b} \mid \pi' \rangle \in \widehat{f}(\widehat{a}, \pi) \implies \widehat{g}(\widehat{b}, \pi') \rightarrow -$$

From (H1), (H6) and (H7),  $\exists \widehat{b}, \pi', \varepsilon'$ .

$$\text{(H10)} \quad \varepsilon' \geq \varepsilon \qquad \text{(H11)} \quad \widehat{f}(\widehat{a}, \pi) \rightsquigarrow \langle \widehat{b} \mid \pi' \rangle \qquad \text{(H12)} \quad \varepsilon, b \models \langle \widehat{b} \mid \pi' \rangle$$

Then from (H2), (H8), (H12) and (H9),  $\exists \widehat{c}, \pi'', \varepsilon''$ .

$$\text{(H13)} \quad \varepsilon'' \geq \varepsilon' \qquad \text{(H14)} \quad \widehat{g}(\widehat{b}, \pi') \rightsquigarrow \langle \widehat{c} \mid \pi'' \rangle \qquad \text{(H15)} \quad \varepsilon, c \models \langle \widehat{c} \mid \pi'' \rangle$$

Moreover, from (H10), (H13), (H12) and (H15), we have that  $\pi(\varepsilon'') = \text{true}$  and  $\pi''(\varepsilon'') = \text{true}$ , and therefore:

$$\text{(H16)} \quad (\pi \wedge \pi'')(\varepsilon'') \triangleq \pi(\varepsilon'') \wedge \pi''(\varepsilon'') = \text{true}$$

Additionally, from (H16) we get

$$\text{(H17)} \quad \text{SAT}_{\text{OX}}(\pi \wedge \pi'')$$

From (H4), (H11), (H14) and (H17) we obtain

$$(H18) \quad \widehat{h}(\widehat{a}, \pi) \rightsquigarrow \langle \widehat{c} \mid \pi \wedge \pi'' \rangle$$

Finally, from (H15), (H16) and (H18) we obtain (G1) □

**Case UX soundness preservation:**

$$\begin{aligned}
 (H1) \quad & \widehat{f}(\widehat{a}, \pi) \rightsquigarrow \langle \widehat{b} \mid \pi' \rangle \implies (\text{SAT}(\pi') \wedge \\
 & \quad \forall \varepsilon. \varepsilon, \text{true} \models \pi' \implies (\exists b. \varepsilon, b \models \widehat{b} \wedge \\
 & \quad \quad \forall b. \varepsilon, b \models \langle \widehat{b} \mid \pi' \rangle \implies (\exists a. \varepsilon, a \models \langle \widehat{a} \mid \pi \rangle \wedge f(a) \rightsquigarrow b))) \\
 (H2) \quad & \widehat{g}(\widehat{b}, \pi') \rightsquigarrow \langle \widehat{c} \mid \pi'' \rangle \implies (\text{SAT}(\pi'') \wedge \\
 & \quad \forall \varepsilon'. \pi''(\varepsilon') = \text{true} \implies (\exists c. \varepsilon', c \models \widehat{c} \wedge \\
 & \quad \quad \forall c. \varepsilon', c \models \langle \widehat{c} \mid \pi'' \rangle \implies (\exists b. \varepsilon', b \models \langle \widehat{b} \mid \pi' \rangle \wedge g(b) \rightsquigarrow c))) \\
 (H3) \quad & \frac{f(a) \rightsquigarrow b \quad g(b) \rightsquigarrow c}{h(a) \rightsquigarrow c} \quad (H4) \quad \frac{\widehat{f}(\widehat{a}, \pi) \rightsquigarrow \langle \widehat{b} \mid \pi' \rangle \quad \widehat{g}(\widehat{b}, \pi') \rightsquigarrow \langle \widehat{c} \mid \pi'' \rangle}{\widehat{h}(\widehat{a}) \rightsquigarrow \langle \widehat{c} \mid \pi \wedge \pi' \wedge \pi'' \rangle}
 \end{aligned}$$

Let  $\widehat{a}, \widehat{c}, \pi, \pi''$  such that

$$(H5) \quad \widehat{h}(\widehat{a}, \pi) \rightsquigarrow \langle \widehat{c} \mid \pi'' \rangle$$

**To prove**

$$\begin{aligned}
 (G1) \quad & \forall \varepsilon. \pi'''(\varepsilon) = \text{true} \implies (\exists c. \varepsilon, c \models \widehat{c} \wedge \\
 & \quad \forall c. \varepsilon, c \models \widehat{c} \implies (\exists a. \varepsilon, a \models \langle \widehat{a} \mid \pi \rangle \wedge h(a) \rightsquigarrow b)) \\
 (G2) \quad & \text{SAT}(\pi''')
 \end{aligned}$$

Before focusing on either goal, we start by establishing a few facts we can learn from (H4) and (H5):  $\exists \widehat{b}, \pi, \pi', \pi''$

$$\begin{aligned}
 (H6) \quad & \widehat{f}(\widehat{a}, \pi) \rightsquigarrow \langle \widehat{b} \mid \pi' \rangle & (H7) \quad \widehat{g}(\widehat{b}, \pi') \rightsquigarrow \langle \widehat{c} \mid \pi'' \rangle & (H8) \quad \pi''' = \pi \wedge \pi' \wedge \pi'' \\
 (H9) \quad & \text{SAT}_{UX}(\pi \wedge \pi' \wedge \pi'')
 \end{aligned}$$

From (H9) and the definition of approximate UX solvers, we have

$$(H10) \text{ SAT}(\pi'') \quad (H11) \text{ SAT}(\pi') \quad (H12) \text{ SAT}(\pi)$$

(H8) and (H9) immediately gives (G2). Let us focus on proving (G1). Let  $\varepsilon$  such that (H13)  $\pi'''(\varepsilon) = \text{true}$ . Our new goals are:

$$\begin{aligned}
 (G3) \quad & \exists c. \varepsilon, c \models \widehat{c} \\
 (G4) \quad & \forall c. \varepsilon, c \models \widehat{c} \implies (\exists a. \varepsilon, a \models \langle \widehat{a} \mid \pi \rangle \wedge h(a) \rightsquigarrow b)
 \end{aligned}$$

Goal (G3) is immediate from (H2), (H10) and (H7), so we focus on (G4).

Let  $c$  such that (H14)  $\varepsilon, c \models \widehat{c}$ .

From (H2), (H11) and (H14), we have  $\exists b$ .

$$(H15) \quad \varepsilon, b \models \langle \widehat{b} \mid \pi' \rangle \quad (H16) \quad g(b) \rightsquigarrow c$$

From (H1), (H6), (H12) and (H15) we also have  $\exists a$ .

$$(H17) \quad \varepsilon, a \models \langle \widehat{a} \mid \pi \rangle \quad (H18) \quad f(a) \rightsquigarrow b$$

Together, (H16) and (H18) entail (H19)  $h(a) \rightsquigarrow c$ , which, together with (H17) forms (G4). □

**THEOREM D.7 (SOUNDNESS PRESERVATION: BRANCHING).** *Let  $h$  and  $\widehat{h}$  be defined as*

$$h(b, a) = \text{if } b \text{ then } f \ a \text{ else } g \ a \quad \widehat{h}(\widehat{b}, \widehat{a}) = \text{branch\_on } \widehat{b} \ (\widehat{f} \ \widehat{a}) \ (\widehat{g} \ \widehat{a})$$

*If  $\text{branch\_on}$  uses a  $m$ -approximate solver  $\text{SAT}_m$ , then*

$$\widehat{f} \preceq_m f \wedge \widehat{g} \preceq_m g \implies \widehat{h} \preceq h$$

*where  $\varepsilon, (b, a) \models (\widehat{b}, \widehat{a}) \iff \varepsilon, b \models \widehat{b} \iff \varepsilon, a \models \widehat{a}$*

**Theorem D.7** states that  $\text{branch\_on}$  is effectively a symbolic lifting of the concrete **if...else...** construct.

*Proof. Case OX soundness preservation:*

- (H1)  $\forall a, c, \pi, \widehat{a}, \varepsilon. f(a) \rightsquigarrow c \wedge \varepsilon, a \models \langle \widehat{a} \mid \pi \rangle$   
 $\implies \exists \widehat{c}, \pi', \varepsilon' \geq \varepsilon. \widehat{f}(\widehat{a}, \pi) \rightsquigarrow \langle \widehat{c} \mid \pi' \rangle \wedge \varepsilon', c \models \langle \widehat{c} \mid \pi' \rangle$
- (H2)  $\forall a, c, \pi, \widehat{a}, \varepsilon. g(a) \rightsquigarrow c \wedge \varepsilon, a \models \langle \widehat{a} \mid \pi \rangle$   
 $\implies \exists \widehat{c}, \pi', \varepsilon' \geq \varepsilon. \widehat{g}(\widehat{a}, \pi) \rightsquigarrow \langle \widehat{c} \mid \pi' \rangle \wedge \varepsilon', c \models \langle \widehat{c} \mid \pi' \rangle$
- (H3)  $\frac{f(a) \rightsquigarrow c}{h(\text{true}, a) \rightsquigarrow c} \quad \frac{g(a) \rightsquigarrow c}{h(\text{false}, a) \rightsquigarrow c}$
- (H4)  $\frac{\widehat{f}(\widehat{a}, \pi) \rightsquigarrow \langle \widehat{c} \mid \pi' \rangle}{\text{SAT}_{\text{OX}}(\pi_b \wedge \pi')} \quad \frac{\widehat{g}(\widehat{a}, \pi) \rightsquigarrow \langle \widehat{c} \mid \pi' \rangle}{\text{SAT}_{\text{OX}}(\neg \pi_b \wedge \pi')}$   
 $\frac{}{\widehat{h}(\pi_b, \widehat{a}, \pi) \rightsquigarrow \langle \widehat{c} \mid \pi_b \wedge \pi' \rangle} \quad \frac{}{\widehat{h}(\pi_b, \widehat{a}, \pi) \rightsquigarrow \langle \widehat{c} \mid \neg \pi_b \wedge \pi' \rangle}$

Let  $a, b, c, \widehat{a}, \varepsilon$  such that:

$$\text{(H5)} \ h(b, a) \rightsquigarrow c \quad \text{(H6)} \ \varepsilon, a \models \widehat{a} \quad \text{(H7)} \ \pi_b(\varepsilon) = b$$

**To prove (G1)**  $\exists \widehat{c}, \pi_f, \varepsilon' \geq \varepsilon. \widehat{h}(\pi_b, \widehat{a}, \pi) \rightsquigarrow \langle \widehat{c} \mid \pi_f \rangle \wedge \varepsilon, c \models \langle \widehat{c} \mid \pi_f \rangle$

There are two cases to consider: either  $b$  is true or it is false. We only consider the true case, the false one being analogous.

**Assume (H8)**  $b = \text{true}$

From (H3), (H5) and (H8), we have that necessarily:

$$\text{(H9)} \ f(a) \rightsquigarrow c$$

Using (H8), (H6) and (H7) we can apply (H1) and obtain  $\exists \pi, \pi', \widehat{c}, \varepsilon'$

$$\text{(H10)} \ \varepsilon' \geq \varepsilon \quad \text{(H11)} \ \widehat{f}(\widehat{a}, \pi) \rightsquigarrow \langle \widehat{c} \mid \pi' \rangle \quad \text{(H12)} \ \varepsilon', c \models \langle \widehat{c} \mid \pi' \rangle$$

From (H12) and **Theorem D.3**, we know that  $\pi'(\varepsilon') = \text{true}$ , which combined with (H10), (H7) and (H8) gives us **(H13)**  $(\pi_b \wedge \pi')(\varepsilon') = \text{true}$ , which naturally implies  $\text{SAT}(\pi_b \wedge \pi')$ , and therefore **(H14)**  $\text{SAT}_{\text{OX}}(\pi_b \wedge \pi')$ .

Additionally, from (H12), (H13) and the definition of branch satisfiability, we also have that **(H15)**  $\varepsilon', c \models \langle \widehat{c} \mid \pi_b \wedge \pi' \rangle$

From (H14) and (H11) we can apply (H4) and obtain **(H16)**  $\widehat{h}(\pi_b, \widehat{a}, \pi) \rightsquigarrow \langle \widehat{c} \mid \pi_b \wedge \pi' \rangle$

Together, (H15) and (H16) form our goal (G1).

**Case UX soundness preservation:**

- (H1)  $\forall \widehat{a}, \widehat{c}, \pi, \pi'. \widehat{f}(\widehat{a}, \pi) \rightsquigarrow \langle \widehat{c} \mid \pi' \rangle \implies (\text{SAT}(\pi') \wedge$   
 $\forall \varepsilon. \varepsilon, \text{true} \models \pi' \implies (\exists c. \varepsilon, c \models \widehat{c} \wedge$   
 $\forall c. \varepsilon, c \models \langle \widehat{c} \mid \pi' \rangle \implies (\exists a. \varepsilon, a \models \langle \widehat{a} \mid \pi \rangle \wedge f(a) \rightsquigarrow c)))$

$$\begin{aligned}
\text{(H2)} \quad & \forall \widehat{a}, \widehat{c}, \pi, \pi'. \widehat{g}(\widehat{a}, \pi) \rightsquigarrow \langle \widehat{c} \mid \pi' \rangle \implies (\text{SAT}(\pi') \wedge \\
& \quad \forall \varepsilon. \varepsilon, \text{true} \models \pi' \implies (\exists c. \varepsilon, c \models \widehat{c} \wedge \\
& \quad \forall c. \varepsilon, c \models \langle \widehat{c} \mid \pi' \rangle \implies (\exists a. \varepsilon, a \models \langle \widehat{a} \mid \pi \rangle \wedge g(a) \rightsquigarrow c))) \\
\text{(H3)} \quad & \frac{f(a) \rightsquigarrow c}{h(\text{true}, a) \rightsquigarrow c} \quad \frac{g(a) \rightsquigarrow (c)}{h(\text{false}, a) \rightsquigarrow c} \\
\text{(H4)} \quad & \frac{\widehat{f}(\widehat{a}, \pi) \rightsquigarrow \langle \widehat{c} \mid \pi' \rangle \quad \text{SAT}_{\text{UX}}(\pi_b \wedge \pi')}{\widehat{h}(\pi_b, \widehat{a}, \pi) \rightsquigarrow \langle \widehat{c} \mid \pi_b \wedge \pi' \rangle} \quad \frac{\widehat{g}(\widehat{a}, \pi) \rightsquigarrow \langle \widehat{c} \mid \pi' \rangle \quad \text{SAT}_{\text{UX}}(\neg \pi_b \wedge \pi')}{\widehat{h}(\pi_b, \widehat{a}, \pi) \rightsquigarrow \langle \widehat{c} \mid \neg \pi_b \wedge \pi' \rangle}
\end{aligned}$$

Let  $\widehat{a}, \pi_b, \pi, \widehat{c}, \pi_f$  such that

$$\text{(H5)} \quad \widehat{h}(\pi_b, \widehat{a}, \pi) \rightsquigarrow \langle \widehat{c} \mid \pi_f \rangle$$

To prove

$$\text{(G1)} \quad \text{SAT}(\pi_f)$$

$$\text{(G2)} \quad \forall \varepsilon. \varepsilon, \text{true} \models \pi_f \implies (\exists c. \varepsilon, c \models \widehat{c} \wedge \forall c. \varepsilon, c \models \langle \widehat{c} \mid \pi' \rangle \implies (\exists a, b. \varepsilon, a \models \widehat{a} \wedge \pi_b(\varepsilon) = b \wedge h(b, a) \rightsquigarrow c))$$

From (H5), and by inversions on the rules given in (H4), there are two ways the result could have been obtained. We consider the case where the “then” branch was taken, the other being analogous.

**Case then branch taken:**

$$\text{(H6)} \quad \widehat{f}(\widehat{a}, \pi) \rightsquigarrow \langle \widehat{c} \mid \pi' \rangle \quad \text{(H7)} \quad \text{SAT}_{\text{UX}}(\pi_b \wedge \pi')$$

The goal (G1) is immediately achieved by (H7) and the definition of approximate UX solvers. In addition, we also get:

$$\text{(H8)} \quad \text{SAT}(\pi') \quad \text{(H9)} \quad \text{SAT}(\pi_b)$$

We now focus on (G2). Let  $\varepsilon$  such that (H10)  $\pi_f(\varepsilon) = \text{true}$ . This implies that

$$\text{(H11)} \quad \pi_b(\varepsilon) = \text{true} \quad \text{(H12)} \quad \pi'(\varepsilon) = \text{true}$$

From (H1), (H6) and (H12), we have  $\exists c$ .

$$\text{(H13)} \quad \varepsilon, c \models \langle \widehat{c} \mid \pi' \rangle$$

We take such a  $c$ . From (H1), (H6), (H12) and (H13), we also have  $\exists a$ .

$$\text{(H14)} \quad \varepsilon, a \models \widehat{a} \quad \text{(H15)} \quad f(a) \rightsquigarrow c$$

from (H15) and (H11), we get that

$$\text{(H16)} \quad h(b, a) \rightsquigarrow c$$

which concludes the proof of (G2).

**Case else branch taken:** Analogous to the previous case.

□