

Optimal control of the future via prospective learning with control

Yuxin Bai¹, Aranyak Acharyya¹, Ashwin De Silva¹, Zeyu Shen¹, James Hassett¹, and Joshua T. Vogelstein¹

¹Johns Hopkins University

Optimal control of the future is the next frontier for AI. Current approaches to this problem are typically rooted in reinforcement learning (RL). RL is mathematically distinct from supervised learning, which has been the main workhorse for the recent achievements in AI. Moreover, RL typically operates in a stationary environment with episodic resets, limiting its utility. Here, we extend supervised learning to address learning to *control* in non-stationary, reset-free environments. Using this framework, called "Prospective Learning with Control" (PL+C), we prove that under certain fairly general assumptions, empirical risk minimization (ERM) asymptotically achieves the Bayes optimal policy. We then consider a specific instance of prospective learning with control, foraging—which is a canonical task for any mobile agent—be it natural or artificial. We illustrate that modern RL algorithms fail to learn in these non-stationary reset-free environments, and even with modifications, they are orders of magnitude less efficient than our prospective foraging agents.

1 Introduction

When building artificial intelligence (AI) systems, we often start with some basic operating assumptions about the world. For example, a prevailing, though obviously wildly inaccurate assumption, is that time does not exist. This is a core assumption in much of foundational estimation and learning theory dating back nearly a century [1–4], all the way through modern machine learning tools including large language models [5]. A second prevailing and obviously wildly inaccurate assumption is that decisions have no impact. This assumption leads to developing systems based purely on predictions and forecasts, without concerning oneself with the consequences of one's actions. For example, consider early machine learning successes such as spam detection [6], which operated according to both assumptions: no time and no impact. Once it is deployed, spammers change their behavior to subvert the system. This simple example illustrates a few key properties required of deployed machine learning systems.

First, time is real. In particular, the world is dynamic; therefore, for the system to preserve its desirable properties, it must also be dynamic on approximately the same time-scales. Second, decisions have impacts. Therefore, pure inference or forecasting systems are missing a key ingredient. The history of machine learning has traversed a trajectory of starting with the simplest possible assumptions, and slowly relaxing these assumptions to obtain more effective deployed systems. One limitation of relaxing the simplifying assumptions is that as we strive to estimate more complex functions, we require more data. Thus, as our ability to acquire and analyze more high-quality data has improved, so has our toolbox generalized accordingly.

Nearly one hundred years ago, people realized that one could estimate arbitrary properties of data under quite general assumptions, as long as we assumed no time and no impact [1, 2]. In the 1950s, decision theory seriously relaxed the assumption of no impact [7]. Markov models and Hidden Markov Models (HMM) relaxed the assumption of no time [8], and Markov decision processes (MDP) and Partially Observable MDPs (POMDPs) further relaxed the assumption of no impact with the Bellman equation [9], introducing control theory. Then Kalman filters addressed the fact that time and impact were real, but the parameters of the system were partially unknown [10], founding adaptive control [11]. Modern approaches to adaptive control are typically considered reinforcement learning (RL) [12]. Modern ML has many successes, though they are typically restricted to settings where the environment is stationary, there are many trials, and the whole world is perfectly observable (e.g., in video games [13]). Non-stationary adaptive control and RL, and continual RL address the possibility of an environment that changes over time [14–16]. However, they typically operate under the assumption of many trials, rather than single-life [17] and reset-free [18] approaches. As is the norm in RL, these approaches continue to operate under a Markov Decision Process framework.

Our contribution builds on these earlier works, addressing non-stationary reset-free environments without making an MDP assumption. In a departure from much of RL, our work builds on estimation theory [1, 2], Proba-

bly Approximately Correct learning theory [4, 19], and modern machine learning and supervised learning practice [20, 21]. Continual learning [22] and prospective learning [23–25] generalize estimation and learning theory by relaxing the assumption of no time. In this work, we introduce Prospective Learning with Control (PL+C), in which we further relax the assumption of no impact.

We formally introduce our framework in Section 2. Algorithms for solving PL+C problems are provided in Section B. Numerical results are provided in Section 4, demonstrating that leading RL algorithms, even augmented to incorporate non-stationarity, either fail to converge to the Bayes optimal, or converge orders of magnitude more slowly than our algorithms. Theory proving that our algorithms converge to the Bayes optimal solution under suitable assumptions is in Section 5. This collection of empirical and theoretical results is compelling evidence that prospective learning with control is worthy of further study.

2 Framework for Prospective Learning with Control (PL+C)

This work builds on prospective learning defined previously [23–25], which we refer to hereafter as Prospective Learning without Control (PL-C). See Section A for a review of that work with slightly modified notation, and contrast with Prospective Learning with Control (PL+C), as defined below.

Data Let x_t be the position of the agent in an environment at time t . We also record time $t \in \mathcal{T} \subset \mathbb{N} \equiv [1, 2, 3, \dots]$. We refer to the position and time together as the observation state (or simply state), (x_t, t) . Let $y_t \in \mathcal{Y}$ be the reward the agent would receive at time t at any of the positions.

Hypothesis The hypothesis maps from the current state to the next position, $h : \mathcal{X} \times \mathcal{T} \rightarrow \mathcal{X}$.

Loss The instantaneous loss is the negative reward the agent receives at the position the agent is in at that time. Recalling that x_s encodes the position of the agent at time s , and that y_{s+1} encodes the reward at all locations at time $s + 1$, we can write

$$\bar{\ell}(h_s(x_s, s), y_{s+1}) = -y_{s+1}(x_{s+1}). \quad (1)$$

The loss at time t is the weighted cumulative instantaneous loss, $\sum_{s>t} w_{s-t} \bar{\ell}(h_s(x_s, s), y_{s+1})$.¹

Learner The learner \mathcal{L} is a map from the observed data, \mathcal{D}_t , to a hypothesis, \hat{h}^t . The observed data are $\mathcal{D}_t = (x_s, y_{s+1}(x_{s+1}), s)_{s \leq t-1}$.

Theoretical Goal Define risk as the expected loss, $R_t(h) = \mathbb{E}_F[\ell_t(h, Z) \mid z_{\leq t}] = \int \ell_t(h, Z) d\mathbb{P}_{Z \mid z_{\leq t}}$. For risk to be well defined, we assume that x and y are realizations of random variables, \mathbf{X} and \mathbf{Y} , which are jointly distributed as $(\mathbf{X}, \mathbf{Y}) \sim F \in \mathcal{F}$.² The goal is to choose a learner that obtains a hypothesis that minimizes risk.

$$\hat{h}^t = \operatorname{argmin}_{h \in \mathcal{H}_t} R_t(h) \equiv \operatorname{argmax}_{h \in \mathcal{H}_t} \int \sum_{s>t} w_{s-t} \times y_{s+1}^h(x_{s+1}^h) d\mathbb{P}_{Z \mid z_{\leq t}}, \quad (2)$$

where the notation y_{s+1}^h and x_{s+1}^h indicate that the subsequent positions and rewards are a function of h .

Empirical Goal We cannot directly solve Equation (2) because we cannot sample all possible futures, and we do not know the likelihood of each possible future. We therefore replace the integral in Equation (2) with a sum up to the current time, t :

$$\hat{h}^t \approx \operatorname{argmin}_{h^t \in \mathcal{H}_t} \sum_{t'>0} \sum_{s>t'}^t -w_{s-t'} \times y_{s+1}(x_{s+1}). \quad (3)$$

3 Algorithms for Prospective Learning with Control

Inspired by online re-planning in RL [26], we adopt an online strategy here. Before iterative policy updates, we start with a short warm-up phase. That is, the agent follows a nearly random policy to gather initial interaction

¹We intentionally do not specify whether the horizon is finite or infinite here.

²Note that the distribution of $\mathbf{Y}_{>t}$ and $\mathbf{X}_{>t}$ are, in general, functions of the previous sequence of observed $x_{\leq t}$, which is itself a function of the observed rewards $y_{\leq t}$, and the estimated hypotheses, $\hat{h}^{\leq t}$.

Algorithm 1 ProForg: Online learning to control the future in non-stationary environments.

Input: Observed data triples $\{(x_s, s, y_{s+1}(x_s))\}_{s=1}^T$, discount $\gamma \in [0, 1)$, horizon H , embedding function $\varphi(\cdot)$, learning algorithm $\mathcal{A}(\cdot)$,

- 1: Initialize regressors \hat{g}^i and \hat{g}^p
- 2: **for** $s = 1$ to T **do**
- 3: $x'_s \leftarrow \varphi(x_s, s)$ ▷ embed position and time
- 4: $y'_s \leftarrow \sum_{t'=s+1}^T \gamma^{t'-(s+1)} y_{t'}$ ▷ discounted future return starting at $s+1$
- 5: **end for**
- 6: $\hat{g}_T^i \leftarrow \mathcal{A}(\{x'_s, y_s\}_{s=1}^T)$ ▷ train regressor on instantaneous loss
- 7: $\hat{g}_T^p \leftarrow \mathcal{A}(\{x'_s, y'_s\}_{s=1}^T)$ ▷ train regressor on cumulative loss
- 8: **for** $s = 1$ to T **do** ▷ Online updates \hat{g}^i and \hat{g}^p and x_s
- 9: $\mathcal{C} \leftarrow \text{ALLPATHS}(x_s, H)$ ▷ each $x^{(s:H+s)} \in \mathcal{C}$ is a length- H trajectory, $(x^{(s)}, \dots, x^{(H+s)})$
- 10: **for** $x^{(s:H+s)} \in \mathcal{C}$ **do**
- 11: $\hat{G}(x^{(s:H+s)}) \leftarrow \sum_{h=1}^H \gamma^{h-1} \hat{g}^i(\varphi(x^{(h)}, s+h))$ ▷ approx. finite horizon loss
- 12: $\hat{G}(x^{(s:H+s)}) \leftarrow \hat{G}(x^{(s:H+s)}) + \gamma^H \hat{g}^p(\varphi(x^{(H)}, s+H))$ ▷ approx. terminal loss
- 13: **end for**
- 14: $x_\star^{(1:H)} \leftarrow \arg \max_{x^{(1:H)} \in \mathcal{C}} \hat{G}(x^{(1:H)})$
- 15: $x_{s+1} \leftarrow x_\star^{(1)}$ ▷ execute only the first step of the best path
- 16: $x'_{s+1} \leftarrow \varphi(x_{s+1}, s+1)$
- 17: $\hat{g}_{s+1}^i \leftarrow \mathcal{A}(\hat{g}_s^i, x'_{s+1}, y_{s+1})$ ▷ update regressor on instantaneous loss
- 18: $\hat{g}_{s+1}^p \leftarrow \mathcal{A}(\hat{g}_s^p, x'_{s+1}, y'_{s+1})$ ▷ update regressor on cumulative loss
- 19: **end for**

data (states, rewards), after which we fit an initial model. This pretraining alleviates the cold start and enables more effective exploration at the beginning of the sequence. After the pretraining phase, at each online iteration, we estimate the cumulative loss and the instantaneous loss, and then decide the next step based on the currently updated learners.

3.1 Warm Start via Batch Pretraining

Cumulative loss estimation Recall the empirical goal in prospective learning with control, Equation (3). Based on this equation, we build a data corpus using prospective loss as follows. Let $\tilde{x}_s \in \mathbb{R}^{d_p}$ and $\tilde{s} \in \mathbb{R}^{d_t}$ be the embedded positions and times, and let $d = d_p + d_t$. Let $X_t = (\tilde{x}_s, \tilde{s})_{s \leq t}$ be the input matrix, such that $X_t \in \mathbb{R}^{d \times t}$. Let $Y_t \in \mathbb{R}^t$ be the sequence of cumulative rewards, that is $Y_t = (\sum_{t'=s+1}^t -w_{s-t'} \times y_t(x_{t'}))_{s \leq t}$. Then, we can feed data into any supervised learning machine algorithm, for example, a decision forest or a deep network. Let the resulting regression function be denoted \hat{g}^p , which maps from a state, (x_s, s) to an estimated prospective loss $\tilde{y}_{s+1} \in \mathbb{R}_+$.³

Instantaneous loss estimation When searching over hypotheses, some will result in positions at various times that are not identical (i.e., *counterfactual*) to the positions that were selected by the estimated hypothesis at that time, \hat{h}^s . We therefore lack observations of y_s for all the counterfactual positions, and in practice, we cannot actually solve Equation (3), because we have missing data. Instead, we introduce a further approximation, replacing y_{s+1} with \tilde{y}_{s+1} . Define \tilde{y}_s as follows. Let x'_s denote *potential outcomes* that the agent can take at time s , whereas x_s is the position that the agent actually took at that time, and let $\hat{y}_s(x'_s)$ denote the estimated reward at time s at position x'_s based on the current hypothesis:

$$\tilde{y}_s(x_s) = \begin{cases} y_s(x_s) & x'_s = x_s \\ \hat{y}_s(x'_s) & x'_s \neq x_s. \end{cases} \quad \triangleright \text{these are counterfactuals} \quad (4)$$

Putting all this together yields: $\hat{h}^t \approx \operatorname{argmin}_{h^t \in \mathcal{H}_t} \sum_{t' > 0} \sum_{s > t'} -w_{s-t'} \times \tilde{y}_{s+1}(x_{s+1})$.

³We implicitly assume that \hat{g} implements the embedding function.

Since we are estimating y at this point, we are no longer restricted to summing up until time t for the inner sum. Let T be some predefined horizon, and we have $\hat{h}^t \approx \operatorname{argmin}_{h^t \in \mathcal{H}_t} \sum_{t' > 0}^t \sum_{s > t'}^{t+T} -w_{s-t'} \times \tilde{y}_{s+1}(x_{s+1})$. In this case, we can build a data corpus as follows. X_t remains the same as it is above. However, $Y_t = (\tilde{y}_{s+1}(x'_{s+1}))_{s \leq t}$, which is also in \mathbb{R}^t . Let the resulting regression function be denoted \hat{g}^i , which maps from a state (x_s, s) to an estimated instantaneous loss $\hat{y} \in \mathbb{R}_+$.

3.2 Online estimation and inference

Recall that our goal is Equation (3). And now, we get estimated instantaneous reward \tilde{y}_s , and cumulative reward \bar{y}_s , respectively. We combine these two parts to approximate the infinite horizon prospective loss. This yields both counterfactual insight and a tractable approximation to future loss. To be more specific, given a predefined horizon, we have $\hat{h}^t \approx \operatorname{argmin}_{h^t \in \mathcal{H}_t} \sum_{t' > 0}^t \{w_{t+T-t'} \times \bar{y}_{t+T} + \sum_{s > t'}^{t+T} -w_{s-t'} \times \tilde{y}_{s+1}(x_{s+1})\}$, where \bar{y}_{t+T} represents an estimation of terminal cost [26] at time $t+T$, and \tilde{y}_s is the estimated instantaneous cost at time s . Here, two supervised learning models are used: one for approximating the look-ahead cost for the finite steps, and another to approximate the terminal cost correcting the truncation of large or infinite horizons.

Inference in Practice We evaluate each potential future trajectory via calculating its prospective loss, $-\{w_T \times \hat{g}^p(x_{s+T}, s+T) + \sum_{j=s}^{s+T} w_{j-s} \times \hat{g}^i(x_s, s)\}$. Assuming $T = 6$, and $A = 2$, we have $2^6 = 64$ different trajectories, each with an associated prospective loss, as estimated by iterating the instantaneous losses and adding the terminal cost at the end. We select the next state that has the trajectory with the maximum value. For each time t , the decision is made by the learner trained on past observations till time $t-1$. Algorithm 1 provides details. The above is an exhaustive search strategy. If our computational budget is inadequate to search all the possible trajectories, then one can search a subset of possible trajectories using Monte Carlo Tree Search (MCTS) [13, 27–30].

4 Experiments for Prospective Learning with Control

To validate the above-described theoretical framework, we devise a specific prospective learning with control problem, namely, prospective foraging. Foraging is informally defined as the sequential search for resources [31]. It is a central behavior of all agents, be they living organisms, AI bots, or robots. Standard formalizations of foraging assume that the environment is essentially stationary. For example, without the single agent's intervention, resources stay available indefinitely. This is a poor model of real-world foraging because, typically, resources are depleted, rather than persistent. We therefore introduce prospective foraging, as a special instance of a prospective learning with control problem.

4.1 Prospective foraging

Informally, we assume an agent is navigating an environment, and resources (also called affordances [32] or rewards [12]) appear and disappear in that environment at various locations. At any given time, the agent may move its position, and the loss is the negative reward associated with the agent's current location.

Data Assume that \mathcal{X} is a discrete two-dimensional grid, and let $H = 1$, so the environment is a chain (Figure 1). Thus, $x_s \in \{1, \dots, W\}$, and $y_s \in \mathbb{R}_+^W$. We potentially encode position via a one-hot encoding, thereby x_s becomes a binary W -dimensional vector. We also embed time into a 50-dimensional vector using the classical 'positional' encoding strategy, as in Silva et al. [24]. Let \tilde{x}_s and \tilde{s} represent the embedded position and time.

Hypothesis At each time step, the hypothesis can move the agent by one cell in the grid in either direction, assuming it is not at a boundary, or stay put. At a boundary, it can only move nowhere or in the opposite direction. Formally, $h(x_s, s) \rightarrow x_{s+1} \in \mathcal{X}_s$, where \mathcal{X}_s could be either $\{x_s - 1, x_s, x_s + 1\}$, $\{x_s - 1, x_s\}$, or $\{x_s, x_s + 1\}$.

Loss The loss is defined as above, with the temporal discounting factor of γ .

Assumptions Let F_Y denote the prior distribution of Y . Assume that Y is independent of X , i.e. $F_{Y|X} = F_Y$. Let $y_s \in \mathbb{R}_+^W$ be a W -dimensional non-negative vector, where each element encodes the reward and the agent would receive at location x_s at time s . Assume that for two locations, A and B , there are rewards sometimes, but for the other $W-2$ locations, there are never any rewards. For locations A and B , assume that rewards arrive on a schedule. At every r time steps, location A receives a boost of one reward, which then decays exponentially down to zero at a rate of τ . Location B has the same temporal dynamics, but shifted by $r/2$ time steps. Thus,

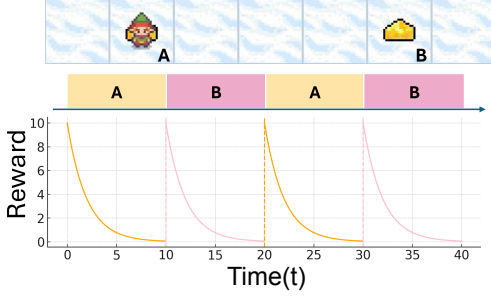


Figure 1: 1-D foraging environment. An agent moves along a 1×7 linear track with two reward patches (A, B). Rewards alternate between the two patches over time, and the currently active patch's reward decays exponentially.

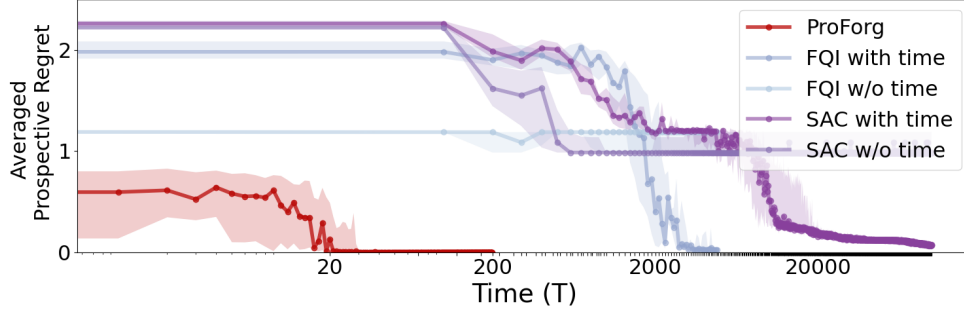


Figure 2: **ProForg efficiently achieves Bayes optimal regret.** Normalized prospective regret of ProForg (red), time-aware Fitted Q-Iteration (FQI with time, blue-purple, our invention to improve FQI), Time-agnostic Fitted Q-Iteration(FQI w/o time, light-blue [33]), time-aware Soft Actor-Critic (SAC with time, purple-red), and Time-agnostic Soft Actor-Critic(SAC w/o time, lavender [35]). While ProForg, time-aware FQI, and time-aware SAC converge to having zero regret, ProForg is orders of magnitude more efficient than either of them. And time-agnostic variants converge to a sub-optimal regret regardless of the time spent interaction.

$y_s(A) = e^{-(s \bmod r)/\tau}$, $y_s(B) = e^{-((s+r/2) \bmod r)/\tau}$, where $s \bmod r$ indicates the modulus function. The dynamics of the conditional distribution, $F_{X|Y}$, are a function of the learned hypotheses, \hat{h} .

We implement and evaluate the prospective forager (ProForg) within the 1-D foraging environment described in Section 4.1 and Bai et al. [25]: the agent forages along a 1×7 linear track containing only two reward patches, A and B, located three grid cells apart, as shown in Figure 1. Every $r = 10$ timestamps, rewards alternatively appear at A and B. The agent's goal is to maximize the total reward in its single lifetime, meaning there are no resets within each run.

We define the prospective regret of a hypothesis $h^{(t)}$ as the difference between the prospective risk returned by hypothesis $h^{(t)}$ and Bayes optimal risk: $\Delta h^{(t)} = R_t(h^{(t)}) - R_t^*$. In practice, one cannot evaluate regret over an infinite future. Therefore, we approximate the prospective regret by evaluating it over a finite horizon of T time steps and returning the average one (Averaged Prospective Regret): $\frac{1}{T} (R_{t,T}(h^{(t)}) - R_{t,T}^*)$, where $R_{t,T}$ is the finite horizon prospective risk. In addition, since we only have one trajectory after time t , we replace the risk by the prospective loss, so $\Delta h^{(t)} \approx \frac{1}{T} \sum_{i=s}^{s+T} w_{i-s} (y_s(x_s^*) - y_s(x_s))$, where $(x_s^*, x_{s+1}^*, \dots, x_{s+T}^*)$ are the states returned by Bayes optimal hypothesis at the corresponding times.

4.2 Numerical Results

ProForg After an initial warm-up phase, we let the ProForg learn in an online manner as it interacts with the environment over time (Figure 2). The procedure follows the steps detailed in Algorithm 1. During the online updating part, we retrained regressors with all data collected so far for each update. We compute the normalized prospective regret of ProForg over time, and compare it to Fitted Q-Iteration (FQI) [33, 34] and Soft Actor-Critic (SAC) [35, 36], two classical reinforcement learning algorithms, and their time-aware variants that we introduce here to enable them to work in non-stationary environments (see Section C and algorithms 2 and 3). In both ProForg and FQI variants, we use Random Forests as our chosen class of regressors.

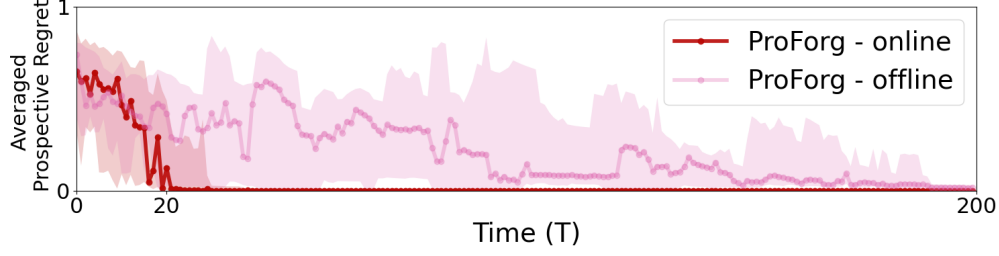


Figure 3: **ProForg online is several fold more efficient than offline.** Normalized prospective regret for ProForg for online (red) and offline (pink). After warm-starting with 200 time steps, the online one converges in 20 time steps, whereas the offline one requires about $4\times$ more data to converge.

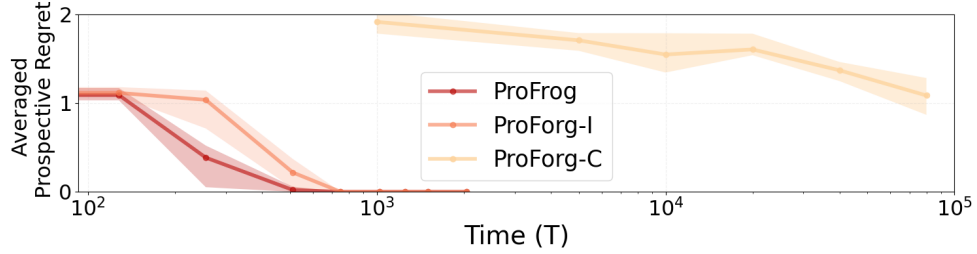


Figure 4: Normalized prospective regret for ProForg (red), ProForg-I (orange), and ProForg-C (yellow). Removing either component reduces performance relative to ProForg.

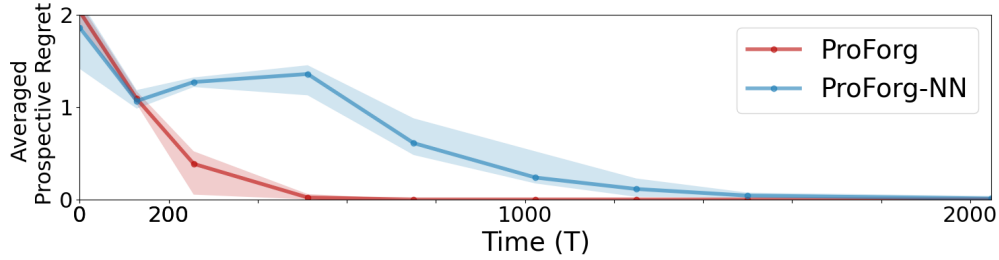


Figure 5: **ProForg with decision forests is $4\times$ more efficient than with neural networks.** Normalized prospective regret for ProForg with Gradient-Boosted Trees (red) and MLP Regressor (blue). While ProForg is $4\times$ more efficient, ProForg-NN does converge as well.

Online or Offline? Building on the online formulation, we compare the online and offline ProForg, under the same environment settings and parameters for training and inference (Figure 3). The only difference is the next state selection: online-ProForg chooses the next step using its currently learned policy, while offline-ProForg explores the next step uniformly at random.

Instantaneous, Cumulative or Both? ProForg uses two learners during training and inference phases. ML_I , fit for instantaneous loss, and ML_C for future cumulative loss. During inference, we combine a finite-horizon “lookahead” from ML_I with a terminal cost approximation from ML_C . We compare offline invariants of Instantaneous-only (ProForg-I), Future-only (ProForg-C), and combined (ProForg) (Figure 4). Using the terminal cost alone (ProForg-C) converges inefficiently, but we find adding it to the instantaneous loss accelerates learning versus instantaneous-only.

ProForg with Neural Network In Figure 5, we show that neural networks can also be used as the regressor in ProForg. While the ProForg with a neural network (specifically, a multi-layer perceptron with two hidden layers comprising 128 units) converges eventually, the convergence is about an order of magnitude slower than the ProForg employing a random forest as the regressor.

5 Theory for Prospective Learning with Control

Here we provide proof sketches; formal proofs are in Section B.

Lemma 5.1. *Suppose $\{Z_t\}_{t=1}^\infty$ is a stochastic process and let $\{\mathcal{H}_t\}_{t=1}^\infty$ be an increasing hypothesis class, such that there exists $h^{(t)} \in \mathcal{H}_t$ which satisfies $\lim_{t \rightarrow \infty} \mathbb{E}[R_t(h^{(t)}) - R_t^*] = 0$. Additionally, suppose $\{u_t\}_{t=1}^\infty$ is a sequence such that $u_t \rightarrow \infty$ as $t \rightarrow \infty$, and $u_t \leq t$ for all t . Define the partial cumulative prospective loss to be $e_m(h) = \sum_{s=1}^m w_s \tilde{y}_{s+1}(x_{s+1})$.*

Then, there exists $\tilde{h}^{(t)} \in \mathcal{H}_t$ such that $\lim_{t \rightarrow \infty} \mathbb{E} \left[\sup_{u_t \leq m \leq \infty} e_m(\tilde{h}^{(t)}) | Z_{\leq t} \right] - R_t^ = 0$.*

Sketch of proof. A condition for the above lemma to hold is the existence of a sequence of hypotheses whose risks converge to the Bayes optimal risk. We establish that for this asymptotically optimal sequence of hypotheses, there exists a subsequence of timepoints on which the expected partial cumulative loss is arbitrarily close to the Bayes risk, using Markov's Inequality and Borel-Cantelli Lemma. We use this subsequence of timepoints to establish that for a particular sequence of hypotheses, the expected partial cumulative loss approaches the Bayes optimal risk.

Theorem 5.1. *Consider a family of stochastic processes $(\mathbf{X}_t, \mathbf{Y}_t)_{t \geq 0}$. Suppose there exists a hypothesis class such that $\mathcal{H}_1 \subseteq \mathcal{H}_2 \dots$ such that $\lim_{t \rightarrow \infty} [\inf_{h \in \mathcal{H}_t} R_t(h) - R_t^*] = 0$. Also, there exist sequences $\{u_t\}_{t=1}^\infty$ and $\{\xi_t\}_{t=1}^\infty$ satisfying $\lim_{t \rightarrow \infty} \xi_t = 0$, and $u_t \leq t$, such that*

$$\mathbb{E} \left[\max_{h \in \mathcal{H}_t} \left| \sum_{s=t+1}^\infty w_{s-t} \tilde{y}_{s+1}(x_{s+1}) - \max_{u_t \leq m \leq t} \sum_{s=1}^m w_s \tilde{y}_{s+1}(x_{s+1}) \right| \right] \leq \xi_t.$$

Then, there exists a sequence $\{i_t\}_{t=1}^\infty$ such that

$\hat{h}^{(t)} = \operatorname{argmin}_{h \in \mathcal{H}_{i_t}} \max_{u_{i_t} \leq m \leq t} \sum_{s=1}^m w_s \tilde{y}_{s+1}(x_{s+1})$ reaches the Bayes optimal risk.

Sketch of proof. We note that for any sequence of hypotheses, the difference between the prospective loss and the partial cumulative loss is bounded by terms approaching zero. We find a subsequence of timepoints on which this difference is sufficiently small, and using Lemma 5.1 we establish that the Bayes risk of the minimizer of the partial cumulative loss on that particular subsequence of timepoints, approaches zero.

6 Discussion of Prospective Learning with Control

In this work, we introduce the framework of prospective learning with control. Prospective Foraging, a concrete example of prospective learning with control, learns to optimally behave in the future in a dynamic environment. Our results show that our algorithm, ProFor, can learn to plan ahead optimally. We also observe that standard RL baselines fail to converge to the optimal policy despite the simple nature of the one-dimensional foraging environment. Though much work remains to be done, we believe prospective learning with control is an initial step towards understanding and utilizing optimal control of the future in both natural and artificial intelligences. We leave generalizing to continuous action, state, and time spaces, and deploying our algorithms in complex real-world environments, as future work.

References and Notes

- [1] V Glivenko. Sulla determinazione empirica delle leggi di probabilita. *Gion. Ist. Ital. Attuari.*, 4:92–99, 1933. URL <https://ci.nii.ac.jp/naid/10026792179/>. 1
- [2] Francesco Paolo Cantelli. Sulla determinazione empirica delle leggi di probabilita. *Giorn. Ist. Ital. Attuari*, 4, 1933. 1
- [3] V Vapnik and A Chervonenkis. On the Uniform Convergence of Relative Frequencies of Events to Their Probabilities. *Theory of Probability and its Applications*, 16:264–280, 1971. ISSN 0040-585X. doi: 10.1137/1116025. URL <https://doi.org/10.1137/1116025>. doi: 10.1137/1116025.
- [4] L G Valiant. A Theory of the Learnable. *Communications of the ACM*, 27:1134–1142, 1984. ISSN 0001-0782. doi: 10.1145/1968.1972. URL <http://doi.acm.org/10.1145/1968.1972>. 1, 2
- [5] Ashish Vaswani, Noam Shazeer, Niki Parmar, Jakob Uszkoreit, Llion Jones, Aidan N. Gomez, Lukasz Kaiser, and Illia Polosukhin. Attention is all you need. In *Advances in Neural Information Processing Systems*, volume 30, 2017. 1
- [6] M Sahami, S Dumais, D Heckerman, and E Horvitz. A Bayesian approach to filtering junk E-mail. *AAAI Conference on Artificial Intelligence*, 1998. URL <https://cdn.aaai.org/Workshops/1998/WS-98-05/WS98-05-009.pdf>. 1
- [7] Abraham Wald. Statistical Decision Functions. *Annals of Mathematical Statistics*, 20:165–205, 1949. ISSN 0003-4851,2168-8990. doi: 10.1214/aoms/1177730030. URL <https://projecteuclid.org/euclid.aoms/1177730030>. 1
- [8] Leonard E Baum and Ted Petrie. Statistical inference for probabilistic functions of finite state Markov chains. *The annals of mathematical statistics*, 37:1554–1563, 1966. ISSN 0003-4851,2168-8990. doi: 10.1214/aoms/1177699147. URL <http://dx.doi.org/10.1214/aoms/1177699147>. 1
- [9] Richard Bellman. Dynamic programming and stochastic control processes. *Information and control*, 1:228–239, 1958. ISSN 0019-9958,1878-2981. doi: 10.1016/S0019-9958(58)80003-0. URL [http://dx.doi.org/10.1016/S0019-9958\(58\)80003-0](http://dx.doi.org/10.1016/S0019-9958(58)80003-0). 1
- [10] R E Kalman. A new approach to linear filtering and prediction problems. *International Journal of Engineering, Transactions A: Basics*, 82:35–45, 1960. ISSN 0021-9223. doi: 10.1115/1.3662552. URL <http://fluidsengineering.asmedigitalcollection.asme.org/article.aspx?articleid=1430402>. 1
- [11] Yoan D Landau. Adaptive control: The model reference approach. *IEEE transactions on systems, man, and cybernetics*, SMC-14:169–170, 1984. ISSN 0018-9472,2168-2909. doi: 10.1109/tsmc.1984.6313284. URL <http://dx.doi.org/10.1109/TSMC.1984.6313284>. 1
- [12] Richard S Sutton and Andrew G Barto. *Reinforcement Learning: An Introduction*. MIT Press, 2018. 1, 4
- [13] David Silver, Aja Huang, Chris J. Maddison, et al. Mastering the game of go with deep neural networks and tree search. *Nature*, 529(7587):484–489, 2016. 1, 4
- [14] Khimya Khetarpal, Matthew Riemer, Irina Rish, and Doina Precup. Towards Continual Reinforcement Learning: A Review and Perspectives. *Journal of Artificial Intelligence Research*, 75:1401–1476, 2022. ISSN 1076-9757,1076-9757. doi: 10.1613/jair.1.13673. URL <https://www.jair.org/index.php/jair/article/view/13673>. 1
- [15] David Abel, André Barreto, Benjamin Van Roy, Doina Precup, H V Hasselt, and Satinder Singh. A definition of continual reinforcement learning. *Neural Information Processing Systems*, abs/2307.11046, 2023. doi: 10.48550/arXiv.2307.11046. URL <https://openreview.net/pdf?id=ZZS9WEWYbD>.

- [16] Saurabh Kumar, Henrik Marklund, Ashish Rao, Yifan Zhu, Hong Jun Jeon, Yueyang Liu, and Benjamin Van Roy. Continual learning as computationally constrained reinforcement learning. *Foundations and Trends® in Machine Learning*, 18:913–1053, 2025. ISSN 1935-8237,1935-8245. doi: 10.1561/2200000116. URL <http://dx.doi.org/10.1561/2200000116>. 1
- [17] Annie S Chen, Archit Sharma, S Levine, and Chelsea Finn. You only live once: Single-life reinforcement learning. *Advances in Neural Information Processing Systems*, abs/2210.08863, 2022. ISSN 1049-5258. doi: 10.48550/arXiv.2210.08863. URL https://proceedings.neurips.cc/paper_files/paper/2022/file/5ec4e93f2cec19d47ef852a0e1fb2c48-Paper-Conference.pdf. 1
- [18] Kevin Lu, Aditya Grover, Pieter Abbeel, and Igor Mordatch. Reset-free lifelong learning with skill-space planning. *arXiv [cs.LG]*, 2020. URL https://openreview.net/pdf?id=HIGSa_3k0x3. 1
- [19] Leslie Valiant. *Probably Approximately Correct: Nature’s Algorithms for Learning and Prospering in a Complex World*. Basic Books, 2013. ISBN 9780465032716. 2
- [20] Mehryar Mohri, Afshin Rostamizadeh, and Ameet Talwalkar. *Foundations of Machine Learning (Adaptive Computation and Machine Learning series)*. The MIT Press, kindle edition, 2012. 2
- [21] Ian Goodfellow, Yoshua Bengio, Aaron Courville, and Yoshua Bengio. *Deep Learning*, volume 1 of *Adaptive Computation and Machine Learning series*. MIT Press, 2016. ISBN 9780262337434. URL https://www.amazon.com/dp/B01MRVFGX4/ref=dp-kindle-redirect?_encoding=UTF8&btkr=1. 2
- [22] Joshua T Vogelstein, Jayanta Dey, Hayden S Helm, Will LeVine, Ronak D Mehta, Tyler M Tomita, Haoyin Xu, Ali Geisa, Qingyang Wang, Gido M van de Ven, Chenyu Gao, Weiwei Yang, Bryan Tower, Jonathan Larson, Christopher M White, and Carey E Priebe. Simple lifelong learning machines. *IEEE transactions on pattern analysis and machine intelligence*, PP:1–15, 2025. ISSN 0162-8828,1939-3539. doi: 10.1109/TPAMI.2025.3595364. URL <http://dx.doi.org/10.1109/TPAMI.2025.3595364>. 2
- [23] Ashwin De Silva, Rahul Ramesh, Lyle Ungar, Marshall Hussain Shuler, Noah J Cowan, Michael Platt, Chen Li, Leyla Isik, Seung-Eon Roh, Adam Charles, Archana Venkataraman, Brian Caffo, Javier J How, Justus M Kebschull, John W Krakauer, Maxim Bichuch, Kaleab Alemayehu Kinfu, Eva Yezerets, Dinesh Jayaraman, Jong M Shin, Soledad Villar, Ian Phillips, Carey E Priebe, Thomas Hartung, Michael I Miller, Jayanta Dey, Ningyuan Huang, Eric Eaton, Ralph Etienne-Cummings, Elizabeth L Ogburn, Randal Burns, Onyema Osuagwu, Brett Mensh, Alysson R Muotri, Julia Brown, Chris White, Weiwei Yang, Andrei A Rusu Timothy Verstynen, Konrad P Kording, Pratik Chaudhari, and Joshua T Vogelstein. Prospective Learning: Principled Extrapolation to the Future. In Sarath Chandar, Razvan Pascanu, Hanie Sedghi, and Doina Precup, editors, *Proceedings of The 2nd Conference on Lifelong Learning Agents*, volume 232 of *Proceedings of Machine Learning Research*, pages 347–357. PMLR, 2023. 2, 11
- [24] Ashwin De Silva, Rahul Ramesh, Rubing Yang, Siyu Yu, Joshua T Vogelstein, and Pratik Chaudhari. Prospective learning: Learning for a dynamic future. In *The Thirty-eighth Annual Conference on Neural Information Processing Systems*, 2024. 4, 11, 12
- [25] Yuxin Bai, Cecelia Shuai, Ashwin De Silva, Siyu Yu, Pratik Chaudhari, and Joshua T Vogelstein. *Prospective learning in retrospect*, pages 17–29. Lecture notes in computer science. Springer Nature Switzerland, 2026. 2, 5, 11
- [26] Dimitri Bertsekas. *A course in Reinforcement Learning*. Athena Scientific, 2023. 2, 4
- [27] Bernd Brügmann. Monte carlo go, 1993. 4
- [28] Levente Kocsis and Csaba Szepesvári. Bandit based monte-carlo planning. In Johannes Fürnkranz, Tobias Scheffer, and Myra Spiliopoulou, editors, *Machine Learning: ECML 2006, 17th European Conference on Machine Learning, Berlin, Germany, September 18–22, 2006, Proceedings*, volume 4212 of *Lecture Notes in Computer Science*, pages 282–293. Springer, 2006.

- [29] Rémi Coulom. Efficient selectivity and backup operators in monte-carlo tree search. In H. Jaap van den Herik, Paolo Ciancarini, and H. H. L. M. Donkers, editors, *Computers and Games, CG 2006, Turin, Italy, May 29–31, 2006, Revised Papers*, Lecture Notes in Computer Science, pages 72–83. Springer, 2007.
- [30] David Silver, Thomas Hubert, Julian Schrittwieser, Ioannis Antonoglou, Matthew Lai, Arthur Guez, Marc Lanctot, Laurent Sifre, Dhharshan Kumaran, Thore Graepel, Timothy Lillicrap, Karen Simonyan, and Demis Hassabis. Mastering chess and shogi by self-play with a general reinforcement learning algorithm, 2017. URL <https://arxiv.org/abs/1712.01815>. 4
- [31] David L Barack. What is foraging? *Biology & Philosophy*, 39:3, 2024. 4
- [32] James J Gibson. *The Ecological Approach to Visual Perception: Classic Edition (Psychology Press & Routledge Classic Editions)*. Psychology Press, 1 edition, 2014. 4
- [33] Damien Ernst, Pierre Geurts, and Louis Wehenkel. Tree-based batch mode reinforcement learning. *Journal of Machine Learning Research*, 6, 2005. 5, 15
- [34] Remi Munos and Csaba Szepesvari. Finite-time bounds for fitted value iteration. *Journal of Machine Learning Research*, 9(5), 2008. 5, 15
- [35] Tuomas Haarnoja, Aurick Zhou, Pieter Abbeel, and Sergey Levine. Soft actor-critic: Off-policy maximum entropy deep reinforcement learning with a stochastic actor. In *International conference on machine learning*, pages 1861–1870. Pmlr, 2018. 5, 16
- [36] Tuomas Haarnoja, Aurick Zhou, Kristian Hartikainen, George Tucker, Sehoon Ha, Jie Tan, Vikash Kumar, Henry Zhu, Abhishek Gupta, Pieter Abbeel, et al. Soft actor-critic algorithms and applications. *arXiv preprint arXiv:1812.05905*, 2018. 5, 16
- [37] Shai Shalev-Shwartz and Shai Ben-David. *Understanding Machine Learning: From Theory to Algorithms*. Cambridge University Press, 2014. 11
- [38] J Neyman. On the application of probability theory to agricultural experiments: Essay on principles, section 9.(translated in 1990). *Statistical Science*, 5:465–480, 1923. 12
- [39] D Rubin. Estimating causal effects of treatments in randomized and nonrandomized studies. *Journal of educational Psychology*, 66:688–701, 1974. 12

A Prospective Learning without control (PL-C)

Here we briefly review the prior work on this topic, which is called "prospective learning" [23–25] (PL), modifying notation slightly for convenience. In retrospect, it would more specifically be called prospective learning without control.

Data Let the input and output be denoted by $x_t \in \mathcal{X}$ and $y_t \in \mathcal{Y}$, respectively. Let $z_t = (x_t, y_t)$. We will denote the observed data, $z_{\leq t} = \{z_1, \dots, z_t\}$, and the unobserved data, $z_{> t}$. In contrast to PAC learning, t is not just a dummy variable, but rather, indexes time. Let $t \in \mathcal{T} \subseteq \mathbb{N}$, where $\mathbb{N} = \{1, 2, \dots\}$ are the counting numbers, and let $|\mathcal{T}| = T \leq \infty$ be the total number of time steps. We therefore define the data triple (x_t, y_t, t) .

Hypothesis The hypothesis space generalizes the notion from PAC learning. Here, $h_t : \mathcal{X} \times \mathcal{T} \rightarrow \mathcal{Y}$ is a hypothesis in $\mathcal{H}_t \subseteq \{h : \mathcal{X} \times \mathcal{T} \rightarrow \mathcal{Y}\}$, so h_t infers an output y_t for a given input x_t at time t . Denote the hypothesis sequence, $h \equiv (h_1, h_2, \dots)$, where each element of this sequence $h_t : \mathcal{X} \mapsto \mathcal{Y}$. At times, we will consider a sequence of nested hypothesis spaces, $\mathcal{H}_1 \subseteq \mathcal{H}_2 \subseteq \dots \subseteq \mathcal{H}$.

Loss The instantaneous loss, $\bar{\ell} : \mathcal{H} \times \mathbb{Z} \rightarrow \mathbb{R}$, is a map from the hypothesis and current data to the reals. In an abuse of notation, we write $\bar{\ell}(h_t, z_t) \equiv \bar{\ell}(h(x_t, t), y_t)$. In all real-world problems, we care about the integrated future loss. Let w_t be a non-increasing non-negative weighting function that sums to one, that is $\sum_t w_t = 1$ and $0 \leq w_t \leq 1 \forall t$. We thus define loss at time t as $\ell_t(h, z_{> t}) = \sum_{s>t} w_{s-t} \bar{\ell}(h(x_s, s), y_s)$, which is the weighted cumulative loss over all the future data.^{4,5} To fully specify loss, therefore, requires specifying a temporal discounting function, $w \equiv (w_1, w_2, \dots)$. For example, we could let w be an exponentially decaying function, $w_{s-t} = \gamma^{s-t}$, where $\gamma \leq 1$.⁶

Learner Let a learner, \mathcal{L} maps from the data to a hypothesis, $\mathcal{L}(\mathcal{D}_t) = \hat{h}^t$, where $\mathcal{D}_t = (x_s, y_s, s)_{s \leq t}$, and \hat{h}^t is the estimated hypothesis sequence obtained by the learner at time t .⁷

Assumptions Let $X = X_{0<t}$ and $Y = Y_{0<t}$ be stochastic processes, taking values $X = x_{0<t}$ and $Y = y_{0<t}$. Assume $(X, Y) \sim F \in \mathcal{F}$. In general, we place no assumptions on \mathcal{F} .

Theoretical Goal Define risk as expected loss, $R_t(h) = \mathbb{E}_F[\ell_t(h, Z) \mid z_{\leq t}] = \int \ell_t(h, Z) d\mathbb{P}_{Z|z_{\leq t}}$.⁸ Let $R_t^* = \min_{h \in \mathcal{H}_t} R_t(h)$ be the (Bayes) optimal risk.⁹

We seek a learner, \mathcal{L} with the following property: for any $F \in \mathcal{F}$, and $\epsilon, \delta > 0$, there exists a $t'(\epsilon, \delta)$ such that the learner outputs a hypothesis \hat{h}^t satisfying $\mathbb{P}[R_t(\hat{h}^t) - R_t^* < \epsilon] \geq 1 - \delta$, for any $t > t'(\epsilon, \delta)$.

One implication of the above desiderata is that the estimated hypothesis, \hat{h}^t , is a consistent estimator of the risk [37]. In other words, $R(\hat{h}^t) \rightarrow R_t^*$ as $t \rightarrow \infty$. The above goal, however, is not an explicit objective function. In practice, therefore, we specify an objective function to minimize. The hope is that if we minimize this objective, then eventually, the resulting estimand satisfies the above desiderata. We seek to minimize the weighted sum of instantaneous losses on *future* data:

$$\hat{h}^t = \operatorname{argmin}_{h \in \mathcal{H}_t} R_t(h) = \operatorname{argmin}_{h \in \mathcal{H}_t} \int \ell_t(h, Z) d\mathbb{P}_{Z|z_{\leq t}} = \operatorname{argmin}_{h \in \mathcal{H}_t} \int \sum_{s>t} w_{s-t} \bar{\ell}(h(x_s, s), y_s) d\mathbb{P}_{Z|z_{\leq t}}. \quad (5)$$

If z is a discrete set, the above integral becomes a sum. Let p_z denote the probability of a particular sequence $z \in \mathbb{Z}$. With this notation, Equation (5) becomes

$$\hat{h}^t = \operatorname{argmin}_{h \in \mathcal{H}_t} \sum_{z \in \mathbb{Z}: z_{\leq t}} p_z \ell_t(h, Z) = \operatorname{argmin}_{h \in \mathcal{H}_t} \sum_{z \in \mathbb{Z}: z_{\leq t}} p_z \sum_{s>t} w_{s-t} \bar{\ell}(h(x_s, s), y_s). \quad (6)$$

Empirical Goal In practice, in general, we cannot minimize Equation (5) because it requires solving an intractable

⁴If T is infinite, we replace the sums with limiting sums, e.g., $\lim_{T \rightarrow \infty} \sum_{t=1}^T w_t$, to ensure that the sum converges.

⁵Note that if we let w_t be a constant function of t , we recover something equivalent to the loss in PAC learning.

⁶This is a slight variation of how prospective loss was previously defined in Silva et al. [24].

⁷Formally, we assume h is a random variable and $h \in \sigma(Z_{\leq t})$ where $\sigma(\cdot)$ denotes the filtration (an increasing sequence of sigma-algebras) of the stochastic process Z .

⁸This is a slight abuse of notation, because previously ℓ mapped from a hypothesis and data corpus, but now we are saying that it maps from a hypothesis and a collection of random variables. We have used the shorthand $\mathbb{E}[Y \mid x]$ for $\mathbb{E}[Y \mid X = x]$. Note that $\mathbb{E}[Z|z_{\leq t}]$ is equivalent to $\mathbb{E}[Z_{>t}|z_{\leq t}]$ because the past z 's are given.

⁹In a slight abuse of notation, we use \min in place of \inf even if the \min might not exist. Here we use the shorthand $\mathcal{H}_t \equiv \sigma(Z_{\leq t})$.

integral, and we typically cannot solve Equation (6), because it requires sampling too many possible futures (there are exponentially many even if z is binary). Moreover, we cannot minimize Equations (5) and (6) because they both require sampling from an unknown distribution, $\mathbb{P}_{Z|z_{\leq t}}$. To address the first issue, we use a Monte Carlo approximate sum, sampling only a subset of possible futures. To address the second issue, rather than sampling from the unobserved future, we sample only from the observed past. With these two approximations in hand, we have

$$\hat{h}^t \approx \operatorname{argmin}_{h^t \in \mathcal{H}_t} \sum_{t' > 0}^t \ell_{t'}(h, z_{>t'}) \approx \operatorname{argmin}_{h^t \in \mathcal{H}_t} \sum_{t' > 0}^t \sum_{s > t'}^t w_{s-t'} \bar{\ell}(h^{t'}(x_s, s), y_s). \quad (7)$$

Main result The main result of Silva et al. [24] is approximating a variant of Equation (5), under suitable assumptions, satisfies our theoretical goal. The key assumptions are (a) consistency and (b) uniform concentration. The focus in that work was on settings in which our decisions $\hat{h}^t(x_s, s)$ had no impact on future outcomes or distributions. In such cases, we can ignore the sum in Equation (5), because all that matters for the current decision is the instantaneous loss. Here, we are interested in general settings where the decisions also impact future distributions and losses.

Relationship to prospective learning without control The observed *data* triples in PL+C are $(x_s, y_{s+1}(x_{s+1}), s)$, rather than (x_s, y_s, s) in PL-C. Note that these data triples differ in two ways. First, the index on y changes from s to $s + 1$ as we go from PL-C to PL+C; this is required because the rewards are necessarily a function of the action of the agent. Second, rather than the entire vector of output being observed as in PL-C, in PL+C, we only obtain a partial observation: the reward at the location we happen to currently inhabit. This renders PL+C closely related to causal inference, in which the outcomes are defined as a function of the intervention (or treatment), and therefore only partially observed, leading to the potential outcomes framework [38, 39]. *Hypotheses* are no longer maps from $\mathcal{X} \times \mathcal{T}$ to \mathcal{Y} , rather, they map to \mathcal{X} and \mathbb{R}_+ . *Loss* in PL with or without control is the cumulative instantaneous loss. However, in PL-C, instantaneous loss is typically an error signal, e.g., the difference between the predicted output and the actual output. In PL+C, loss is just a negative reward. Moreover, loss is not observed for any of the decisions that the agent did not make, necessitating the use of some surrogate loss function in practice. *Learners* map from data to hypotheses, though the data are subtly different due to the time indices and partial observation. *Assumptions* can be the same, though note that the future data are now necessarily a function of the learner and hypothesis in PL+C, whereas they were not necessarily in PL-C. The *theoretical goal* is the same, modulo replacing the loss from PL-C with that from PL+C. The *empirical goal* changes somewhat similarly, insofar as in PL+C we cannot directly solve Equation (2), so we use a surrogate optimization problem, Equation (3).

B Theoretical Results

Lemma B.1. Suppose $\{Z_t\}_{t=1}^\infty$ is a stochastic process and let $\{\mathcal{H}_t\}_{t=1}^\infty$ be an increasing hypothesis class, such that there exists $h^{(t)} \in \mathcal{H}_t$ which satisfies

$$\lim_{t \rightarrow \infty} \mathbb{E}[R_t(h^{(t)}) - R_t^*] = 0. \quad (8)$$

Additionally, suppose $\{u_t\}_{t=1}^\infty$ is a sequence such that $u_t \rightarrow \infty$ as $t \rightarrow \infty$, and $u_t \leq t$ for all t . Define

$$e_m(h) = \sum_{s=1}^m w_s \tilde{y}_{s+1}(x_{s+1}).$$

Then, there exists $\tilde{h}^{(t)} \in \mathcal{H}_t$ such that

$$\lim_{t \rightarrow \infty} \mathbb{E} \left[\sup_{u_t \leq m \leq \infty} e_m(\tilde{h}^{(t)}) | Z_{\leq t} \right] - R_t^* = 0.$$

Proof. There exists $h^{(t)} \in \mathcal{H}_t$ such that

$$\lim_{t \rightarrow \infty} \mathbb{E}[R_t(h^{(t)}) - R_t^*] = 0.$$

Note that $R_t(h) \geq R_t^*$ almost surely. Choose a subsequence $\{j_k\}_{k=1}^\infty$ such that

$$\mathbb{E}[R_{j_k}(h^{(j_k)}) - R_t^*] \leq \frac{1}{4^k}.$$

Now,

$$\begin{aligned} \mathbb{E}[R_t(h^{(t)}) - R_t^*] &= \mathbb{E}\left[\mathbb{E}[\lim_{m \rightarrow \infty} \sup e_m(h^{(t)}) | Z_{\leq t}] - R_t^*\right] \\ &= \mathbb{E}\left[\mathbb{E}[\lim_{i \rightarrow \infty} \sup_{u_i \leq m \leq \infty} e_m(h^{(t)}) | Z_{\leq t}] - R_t^*\right] \\ &= \lim_{i \rightarrow \infty} \mathbb{E}\left[\mathbb{E}[\sup_{u_i \leq m \leq \infty} e_m(h^{(t)}) | Z_{\leq t}] - R_t^*\right] \end{aligned}$$

Thus, for every k , there exists integer i_k such that

$$\mathbb{E}\left[\mathbb{E}[\sup_{u_{i_k} \leq m \leq \infty} e_m(h^{(j_k)}) | Z_{\leq j_k}] - R_{j_k}^*\right] \leq \mathbb{E}[R_{j_k}(h^{(j_k)}) - R_{j_k}^*] + \frac{1}{4^k} \leq \frac{2}{4^k}.$$

Note that,

$$\mathbb{E}\left[\sup_{u_i \leq m \leq \infty} e_m(h^{(t)}) | Z_{\leq t}\right] \geq \mathbb{E}\left[\sum_{s=t+1}^m w_{s-t} \tilde{y}_{s+1}(x_{s+1}) | Z_{\leq t}\right] \geq R_t^*.$$

Using Markov's Inequality,

$$\begin{aligned} &\sum_{k=0}^{\infty} \mathbb{P}\left(\mathbb{E}\left[\sup_{u_{i_k} \leq m \leq \infty} e_m(h^{(j_k)}) | Z_{\leq j_k}\right] - R_{j_k}^* > 2^{\frac{1}{2}-k}\right) \\ &\leq \sum_{k=0}^{\infty} \frac{1}{2^{\frac{1}{2}-k}} \mathbb{E}\left[\mathbb{E}\left[\sup_{u_{i_k} \leq m \leq \infty} e_m(h^{(j_k)}) | Z_{\leq j_k}\right] - R_{j_k}^*\right] \\ &\leq \sum_{k=0}^{\infty} \frac{1}{2^{\frac{1}{2}-k}} \frac{2}{4^k} \\ &< \infty. \end{aligned}$$

Thus, by Borel-Cantelli Lemma, there exists an integer k_0 such that for all $k \geq k_0$,

$$\mathbb{E}\left[\sup_{u_{i_k} \leq m \leq \infty} e_m(h^{(j_k)}) | Z_{\leq j_k}\right] - R_{j_k}^* \leq 2^{\frac{1}{2}-k}.$$

Now, we define $k_t = \max\{k \in \mathbb{N} \cup \{0\} : \max\{i_k, j_k\} \leq t\}$. Note that $k_t \rightarrow \infty$ as $t \rightarrow \infty$, because $i_k, j_k \leq \infty$. Define $\alpha_t = 2^{\frac{1}{2}-k_t}$, and observe that $\lim_{t \rightarrow \infty} \alpha_t = 0$. Let $t_0 \in \mathbb{N}$ be a random variable such that for all $t \geq t_0$, $k_t \geq k_0$, and thus,

$$\mathbb{E}\left[\sup_{u_{i_{k_t}} \leq m \leq \infty} e_m(h^{(j_{k_t})}) | Z_{\leq j_{k_t}}\right] - R_{j_{k_t}}^* \leq \alpha_t.$$

Choose $\tilde{h}^{(t)} = h^{(j_{k_t})}$ for all t . Note that $j_{k_t} \leq t \Rightarrow \mathcal{H}_{j_{k_t}} \subset \mathcal{H}_t$. Hence, for $t \geq t_0$,

$$\mathbb{E}\left[\sup_{u_t \leq m \leq \infty} e_m(\tilde{h}^{(t)}) | Z_{\leq j_{k_t}}\right] - R_{j_{k_t}}^* \leq \mathbb{E}\left[\sup_{u_{i_{k_t}} \leq m \leq \infty} e_m(\tilde{h}^{(t)}) | Z_{\leq j_{k_t}}\right] - R_{j_{k_t}}^* \leq \alpha_t.$$

Since $\alpha_t \rightarrow 0$ as $t \rightarrow \infty$, we have,

$$\lim_{t \rightarrow \infty} \left(\mathbb{E}\left[\sup_{u_t \leq m \leq \infty} e_m(\tilde{h}^{(t)}) | Z_{\leq j_{k_t}}\right] - R_{j_{k_t}}^*\right) = 0.$$

Theorem B.1. Consider a family of stochastic processes $(\mathbf{X}_t, \mathbf{Y}_t)_{t>0}$. Suppose there exists a hypothesis class such that $\mathcal{H}_1 \subseteq \mathcal{H}_2 \dots$ such that

$$\lim_{t \rightarrow \infty} \left[\inf_{h \in \mathcal{H}_t} R_t(h) - R_t^* \right] = 0.$$

Also, there exist sequences $\{u_t\}_{t=1}^\infty$ and $\{\xi_t\}_{t=1}^\infty$ satisfying $\lim_{t \rightarrow \infty} \xi_t = 0$, and $u_t \leq t$, such that

$$\mathbb{E} \left[\max_{h \in \mathcal{H}_t} \left| \sum_{s=t+1}^\infty w_{s-t} \tilde{y}_{s+1}(x_{s+1}) - \max_{u_t \leq m \leq t} \sum_{s=1}^m w_s \tilde{y}_{s+1}(x_{s+1}) \right| \right] \leq \xi_t.$$

Then, there exists a sequence $\{i_t\}_{t=1}^\infty$ such that

$$\hat{h}^{(t)} = \operatorname{argmin}_{h \in \mathcal{H}_{i_t}} \max_{u_{i_t} \leq m \leq t} \sum_{s=1}^m w_s \tilde{y}_{s+1}(x_{s+1})$$

reaches the Bayes' optimal risk.

Proof. We consider a subsequence $\{i_t\}_{t=1}^\infty$ such that $\xi_{i_t} \rightarrow 0$ exponentially so that $\sum_{t=1}^\infty \xi_{i_t} < \infty$. From Markov's Inequality,

$$\begin{aligned} & \sum_{t=0}^\infty \mathbb{P} \left[\max_{h \in \mathcal{H}_{i_t}} \left| \bar{l}_t(h, Z) - \max_{u_{i_t} \leq m \leq i_t} e_m(h) \right| > \sqrt{\xi_{i_t}} \right] \\ & \leq \sum_{t=0}^\infty \frac{1}{\sqrt{\xi_{i_t}}} \mathbb{E} \left[\max_{h \in \mathcal{H}_{i_t}} \left| \bar{l}_t(h, Z) - \max_{u_{i_t} \leq m \leq i_t} e_m(h) \right| \right] \\ & \leq \sum_{t=0}^\infty \sqrt{\xi_{i_t}} \\ & < \infty. \end{aligned}$$

By the Borel-Cantelli Lemma, there exists $t_1 \in \mathbb{N}$, such that for all $t \geq t_1$,

$$\max_{h \in \mathcal{H}_{i_t}} \left| \bar{l}_t(h, Z) - \max_{u_{i_t} \leq m \leq i_t} e_m(h) \right| \leq \sqrt{\xi_{i_t}}.$$

Let $j_t = \max\{t' : i_{t'} \leq t\}$. Observe that $i_{j_t} \rightarrow \infty$ as $t \rightarrow \infty$. Since $i_{j_t} \leq t$,

$$\bar{l}_t(h, Z) - \max_{u_{i_{j_t}} \leq m \leq t} e_m(h) \leq \bar{l}_t(h, Z) - \max_{u_{i_{j_t}} \leq m \leq i_{j_t}} e_m(h).$$

Construct a random variable t_2 such that for all $t \geq t_2, j_t \geq t_1$. Thus, for all $t \geq t_2$,

$$\begin{aligned} & \max_{h \in \mathcal{H}_{i_{j_t}}} \left\{ \bar{l}_t(h, Z) - \max_{u_{i_{j_t}} \leq m \leq t} e_m(h) \right\} \\ & \leq \max_{h \in \mathcal{H}_{i_{j_t}}} \left| \bar{l}_t(h, Z) - \max_{u_{i_{j_t}} \leq m \leq i_{j_t}} e_m(h) \right| \\ & \leq \sqrt{\xi_{i_{j_t}}}. \end{aligned}$$

Choose $i_t = i_{j_t}$ and notice that since $i_t \rightarrow \infty$, we have $i_t \leq t$. With probability one, for all $t \geq t_2$,

$$\max_{h \in \mathcal{H}_{i_t}} \left\{ \bar{l}_t(h, Z) - \max_{u_{i_t} \leq m \leq t} e_m(h) \right\} \leq \sqrt{\xi_{i_t}}.$$

For $t \geq t_2$,

$$\begin{aligned} \bar{l}_t(\hat{h}^{(t)}, Z) & \leq \max_{u_{i_t} \leq m \leq t} e_m(\hat{h}^{(t)}) + \sqrt{\xi_{i_t}} \\ & \leq \max_{u_{i_t} \leq m \leq t} e_m(h^{(t)}) + \sqrt{\xi_{i_t}} \\ & \leq \sup_{u_{i_t} \leq m \leq t} e_m(h^{(t)}) + \sqrt{\xi_{i_t}} \end{aligned}$$

Hence,

$$\mathbb{E}[\bar{l}_t(\hat{h}^{(t)}, Z)|Z_{\leq t}] - \mathbb{E}\left[\sup_{u_{it} \leq m \leq t} e_m(h^{(t)})|Z_{\leq t}\right] \rightarrow 0$$

almost surely. By Lemma 3, we have,

$$\mathbb{E}[\bar{l}_t(\hat{h}^{(t)}, Z)|Z_{\leq t}] - R_t^* \rightarrow 0.$$

Hence, by the bounded convergence theorem,

$$0 = \mathbb{E}\left[\lim_{t \rightarrow \infty} \left(\mathbb{E}[\bar{l}_t(\hat{h}^{(t)}, Z)|Z_{\leq t}] - R_t^*\right)\right] = \lim_{t \rightarrow \infty} \mathbb{E}\left[\mathbb{E}[\bar{l}(\hat{h}^{(t)}, Z)|Z_{\leq t}] - R_t^*\right].$$

C Reinforcement Learning Baselines

Let $s_t \in \mathcal{S}$, $a_t \in \mathcal{A}$ and $r_t \in \mathbb{R}$ denote the state, action, and reward at time t , respectively.

C.1 Fitted Q-Iteration

Suppose we are given a dataset of interactions $\mathcal{D} = \{(s_t, a_t, r_t)\}_{t=1}^T$ collected using some stochastic behavior policy by interacting with a Markov Decision Process (MDP). The generic Fitted Q-iteration (FQI) [33, 34] algorithm approximates the state-action value function $Q : \mathcal{S} \times \mathcal{A} \rightarrow \mathbb{R}$ by running the following iterative condition. At iteration k , it constructs training targets

$$y_t^{(k)} = r_t + \gamma \max_{a' \in \mathcal{A}} Q_k(s_{t+1}, a'),$$

from the dataset \mathcal{D} , and then it updates Q_{k+1} by fitting a regressor from a model class \mathcal{F} onto these targets.

$$Q_{k+1} = \operatorname{argmin}_{f \in \mathcal{F}} \sum_{t=1}^T \left(f(s_t, a_t) - y_t^{(k)}\right)^2$$

Once we have the approximated \hat{Q} -function, we use the greedy policy given by,

$$\pi(s) = \operatorname{argmax}_{a \in \mathcal{A}} \hat{Q}(s, a)$$

In the time-aware variant of FQI, we make the Q -function a function of time t in addition to the state s and action a . We do this by slightly modifying the iterative condition as follows. At iteration k , it constructs training targets

$$y_t^{(k)} = r_t + \gamma \max_{a' \in \mathcal{A}} Q_k(s_{t+1}, a', t),$$

from the dataset \mathcal{D} , and then it updates Q_{k+1} by fitting a regressor from a model class \mathcal{F} onto these targets.

$$Q_{k+1} = \operatorname{argmin}_{f \in \mathcal{F}} \sum_{t=1}^T \left(f(s_t, a_t, t) - y_t^{(k)}\right)^2$$

As before, once we have the approximated \hat{Q} -function, we construct a greedy policy by,

$$\pi(s, t) = \operatorname{argmax}_{a \in \mathcal{A}} \hat{Q}(s, a, t)$$

However, unlike the static policy from generic FQI, the time-aware variant leads to a dynamic policy that varies with time. In our experiments, we use a Random Forest with 1000 trees as the regressor of the FQI. We illustrate the pseudocode of online FQI in algorithm 2.

Algorithm 2 Online Fitted Q-Iteration with ϵ -greedy exploration

```
1: Initialize Foraging environment env, experience buffer  $\mathcal{D}$ , warmup size  $W$ , update interval  $I$ , exploration
   parameter  $\epsilon$ , action space  $\mathcal{A} = \{-1, 0, 1\}$ 
2:  $\hat{Q} \leftarrow \text{None}$ 
3: for  $t = 1$  to  $T$ 
4:    $s_t \leftarrow \text{env.get\_current\_state}()$ 
5:   Sample  $u \sim \text{Uniform}[0, 1]$ 
6:   if  $u < \max(0.01, \epsilon \cdot 0.999^t)$  or  $Q$  is None
7:      $a_t \leftarrow \text{RandomChoice}(\mathcal{A})$  ▷ Explore
8:   else
9:      $a_t \leftarrow \arg\max_{a' \in \mathcal{A}} \hat{Q}(s, a', t)$  ▷ Exploit
10:  end if
11:   $(s_{t+1}, r_t) \leftarrow \text{env.step}(a_t)$ 
12:  Store  $(s_t, a_t, r_t, t)$  in  $\mathcal{D}$ 
13:  if  $|\mathcal{D}| \geq W$  and  $(t + 1) \bmod I = 0$ 
14:     $\hat{Q} = \text{FQI.fit}(\mathcal{D})$ 
15:  end if
16: end for
```

C.2 Soft Actor-Critic

Soft Actor-Critic (SAC) [35, 36] is an off-policy, model-free algorithm developed to perform entropy-regularized reinforcement learning, where the agent aims to maximize both cumulative return and the entropy of the policy;

$$J(\pi) = \mathbb{E} \left[\sum_{t=0}^{\infty} \gamma^t (r_t + \alpha H(\pi(\cdot | s_t))) \right]$$

Here, α is the temperature parameter, $H(\cdot)$ is the entropy, and γ is the discount factor. Maximizing the entropy of the policy alongside the cumulative reward encourages exploration and prevents premature convergence to suboptimal policies. Algorithm 3 illustrates the online-SAC algorithm used in this work. We build the time-aware SAC by making the policy, critics, and target critics functions of time t .

Algorithm 3 Online Soft Actor-Critic

```
1: Initialize Foraging environment  $\text{env}$ , experience buffer  $\mathcal{D}$ , Policy network  $\pi_\theta$ , Q-function/critic networks  $Q_{\phi_1}$ 
   and  $Q_{\phi_2}$ , batch size  $B$ 
2: Set target critic parameters equal to main critic parameters  $\phi_{\text{targ},1} \leftarrow \phi_1, \phi_{\text{targ},2} \leftarrow \phi_2$ 
3: for  $t = 1$  to  $T$ 
4:    $s_t \leftarrow \text{env.get\_current\_state}()$ 
5:    $a_t \sim \pi_\theta(\cdot \mid s_t, t)$ 
6:    $(s_{t+1}, r_t) \leftarrow \text{env.step}(a_t)$ 
7:   Store  $(s_t, a_t, r_t, t)$  in  $\mathcal{D}$ 
8:   if  $|\mathcal{D}| \geq B$ 
9:     Randomly sample a batch  $\mathcal{B} = \{(s_t, a_t, r_t, t)\}$  from  $\mathcal{D}$ 
10:    Compute targets for the critic networks:
        
$$y(r_t, s_{t+1}) = r_t + \gamma \left( \min_{i=1,2} Q_{\phi_{\text{targ},i}}(s_{t+1}, a', t+1) - \alpha \log \pi_\theta(a' \mid s_{t+1}, t+1) \right); a' \sim \pi_\theta(\cdot \mid s_{t+1}, t+1)$$

11:    Update the critic networks by one step of gradient descent using
        
$$\nabla_{\phi_{\text{targ},i}} \frac{1}{B} \sum_{(s_t, a_t, r_t, t) \in \mathcal{B}} (Q_{\phi_{\text{targ},i}}(s_t, a_t, t) - y(r_t, s_{t+1}))^2; \text{ for } i = 1, 2$$

12:    Update policy network by one step of gradient ascent using
        
$$\nabla_\theta \frac{1}{B} \sum_{s_t \in \mathcal{B}} \left( \min_{i=1,2} Q_{\phi_{\text{targ},i}}(s_t, a_\theta(s_t), t) - \alpha \log \pi_\theta(a_\theta(s_t) \mid s_t, t) \right); a_\theta(s_t) \sim \pi_\theta(\cdot \mid s_t, t)$$

13:    Update the target networks with
        
$$\phi_{\text{targ},i} \leftarrow \rho \phi_{\text{targ},i} + (1 - \rho) \phi_i; \text{ for } i = 1, 2$$

14:   end if
15: end for
```
