

SPEAR-MM: Selective Parameter Evaluation and Restoration via Model Merging for Efficient Financial LLM Adaptation

Berkcan Kapusuzoglu, Supriyo Chakraborty, Renkun Ni, Stephen Rawls and Sambit Sahu

Capital One

McLean, VA 22012, USA

berkcan.kapusuzoglu@capitalone.com

Abstract—Large language models (LLMs) adapted to financial domains often suffer from catastrophic forgetting of general reasoning capabilities essential for customer interactions and complex financial analysis. We introduce SELECTIVE PARAMETER EVALUATION AND RESTORATION VIA MODEL MERGING (SPEAR-MM), a practical framework that preserves critical capabilities while enabling domain adaptation. Our method approximates layer-wise impact on external benchmarks through post-hoc analysis, then selectively freezes or restores transformer layers via spherical interpolation merging. Applied to LLaMA-3.1-8B for financial tasks, SPEAR-MM achieves 91.2% retention of general capabilities versus 69.7% for standard continual pretraining, while maintaining 94% of domain adaptation gains. The approach provides interpretable trade-off control and reduces computational costs by 90% crucial for resource-constrained financial institutions.

Index Terms—Large Language Models, Continual Learning, Financial AI, Catastrophic Forgetting, Model Merging, Parameter Efficiency

I. INTRODUCTION

Financial institutions increasingly require domain-specific language models that can understand regulatory documents, analyze market data, and provide accurate customer support while maintaining broad reasoning capabilities for complex financial scenarios. However, continual pretraining (CPT) and supervised fine-tuning (SFT) on proprietary financial corpora typically cause catastrophic forgetting, where models lose general reasoning skills measured by benchmarks like GSM8K (mathematical reasoning) and ARC (logical reasoning) that are essential for financial analysis [1].

Traditional continual learning approaches face significant challenges in financial settings. Rehearsal methods require storing sensitive data, violating privacy constraints. Parameter-efficient methods like LoRA [2] limit adaptation capacity. Regularization techniques like Elastic Weight Consolidation (EWC) [3] require careful hyperparameter tuning and substantial computational overhead. Most critically, these methods provide little interpretable control over the forgetting-adaptation trade-off, making them unsuitable for regulated financial environments where model behavior must be predictable.

Recent advances in model merging [4], [5] and layer analysis suggest a different approach. The Spectrum tool [6] demonstrates that signal-to-noise ratios vary dramatically

across parameters, while layer-wise analysis reveals functional specialization in transformers. We leverage these insights to develop a post-hoc approximation method that identifies which layers are critical for preserving general capabilities.

Our contributions include:

- **Layer Impact Approximation:** A computationally efficient method to estimate each layer’s contribution to general benchmark performance without expensive re-training.
- **Selective Preservation Framework:** A practical pipeline combining signal-to-noise ratio (SNR) analysis, layer-wise change metrics, and spherical interpolation merging.
- **Financial Domain Validation:** Comprehensive experiments on LLaMA-3.1-8B showing preserved general reasoning with strong financial domain adaptation.

II. METHODOLOGY

A. Problem Formulation

Let M_0 denote a pretrained foundation model (e.g., LLM) with broad general capabilities. Let D_{prop} denote a proprietary corpus of internal financial documents used to adapt the model via continued pretraining (CPT) or supervised fine-tuning (SFT), yielding a domain-specialized model M_{prop} . Let B_{ext} denote external public benchmarks that measure general capabilities.

While M_{prop} typically improves performance on internal tasks, it often suffers degradation on B_{ext} due to specialization drift or catastrophic forgetting. Repeated mixtures of CPT + freezing + LoRA tuning can alleviate this issue but require expensive retraining cycles and sensitive hyperparameter choices.

Our objective is to construct a merged model M_{merged} that:

- 1) Preserves domain knowledge acquired in M_{prop} ,
- 2) Retains general competencies from M_0 ,
- 3) Avoids additional full training cycles,
- 4) Provides explicit controllability over the specialization-generalization tradeoff.

We frame this as post-hoc parameter selection and interpolation: identify parameters in M_{prop} that must be preserved to retain financial-domain capabilities, and selectively restore parameters from M_0 where specialization causes forgetting.

B. Parameter Importance via Multi-Metric Scoring

We quantify parameter importance by comparing M_0 and M_{prop} at a per-layer and per-parameter level. Let w_0 and w_{prop} denote corresponding parameter tensors in the base and adapted models.

We use two complementary metrics:

- 1) SNR-Weighted Change Intensity (SWCI) Measures relative parameter displacement normalized by parameter scale and weighted by spectral signal-to-noise ratio (SNR):

$$\text{SWCI}(p) = \frac{\|w_{prop} - w_0\|_F}{\|w_0\|_F + \epsilon} \cdot \text{SNR}(p), \quad (1)$$

where SNR is estimated via eigenvalue spread of the parameter covariance. SWCI identifies large, reliable parameter movements that likely encode domain-specific knowledge.

- 2) Singular Value Drop Ratio (SVDR) Captures structural functional shifts via singular value spectra:

$$\text{SVDR}(p) = \frac{\sum_{i=1}^k [\sigma_i(w_0) - \sigma_i(w_{prop})]}{\sum_{i=1}^k \sigma_i(w_0) + \epsilon}, \quad (2)$$

where $\sigma_i(\cdot)$ are top- k singular values. SVDR measures change in information-carrying rank structure, revealing deeper functional relationships beyond raw magnitude.

- 3) Combined Score: SPEAR-MM

We define a normalized weighted fusion:

$$\text{SPEAR-MM}(p) = \alpha \cdot \tilde{\text{SWCI}}(p) + \beta \cdot \tilde{\text{SVDR}}(p) \quad (3)$$

where α, β are hyperparameters. This yields a robust importance signal: SWCI captures magnitude-driven adaptation; SVDR captures structural adaptation.

Parameters are grouped by transformer submodules (MLP, attention Q/K/V/O projections) and ranked within each group to respect architectural roles.

C. Selective Restoration via Spherical Interpolation (SLERP)

Given parameter rankings, we apply controlled restoration by interpolating between the adapted and base weights for the top-ranked fraction of parameters per component:

$$W_l^{\text{final}} = \text{SLERP}(W_l^{\text{prop}}, W_l^0, t_l)$$

where $t_l \in [0, 1]$ is a merge coefficient. SLERP ensures smooth transitions and norm preservation in weight space, outperforming linear interpolation for directional stability.

We evaluate three restoration policies:

- **Conservative:** restores fewer parameters (40% MLP, 40% Attention)
- **Balanced:** moderate restoration (50% MLP, 60% Attention)
- **Aggressive:** maximal general capability retention (60% MLP, 95% Attention)

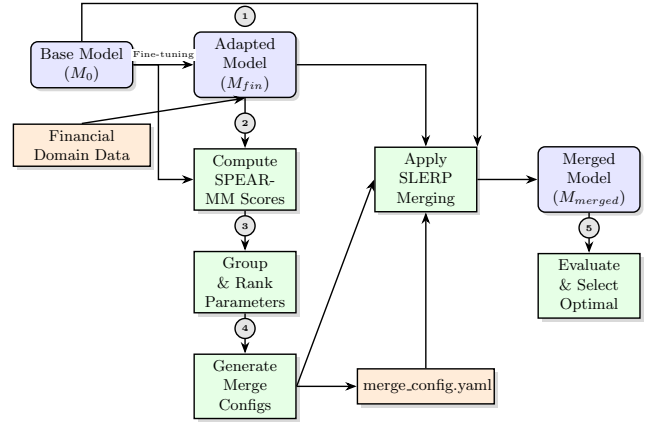


Fig. 1. **The SPEAR-MM Pipeline:** (1) A base model is fine-tuned on financial data to create an adapted model. (2) Layer-wise SPEAR-MM scores are computed using SNR and change metrics from both models. (3) Parameters are grouped and ranked by their score. (4) A merge configuration is generated to create the final model, which is then (5) evaluated on validation sets to select the optimal configuration.

These ratios encode the empirical observation that attention layers more strongly impact general reasoning, while MLP layers encode domain-specific representations.

D. Algorithm

Algorithm 1 SPEAR-MM Model Merging Pipeline

Require: Pretrained model M_0 , domain-adapted model M_{prop} , preservation ratios

- 1: Compute spectral SNR scores for each weight matrix
- 2: Compute SWCI and SVDR for all trainable parameters
- 3: Compute $\text{SPEAR-MM}(p) = \alpha \tilde{\text{SWCI}} + \beta \tilde{\text{SVDR}}$
- 4: Group parameters by transformer component (MLP, Q/K/V/O projections)
- 5: Rank parameters within each group by SPEAR-MM score
- 6: **if** deterministic configuration **then**
- 7: Select top- k parameters per group per policy (Conservative/Balanced/Aggressive)
- 8: **else**
- 9: Perform Bayesian search over top- k ratios
- 10: **for** each candidate configuration **do**
- 11: Apply SLERP-based restoration
- 12: Evaluate on held-out D_{prop} and B_{ext}
- 13: **end for**
- 14: **end if**
- 15: Output best M_{merged} according to validation trade-off

E. Pipeline Overview

Figure 1 illustrates the workflow: fine-tune base model, score parameter importance, rank and preserve parameters, SLERP-merge, evaluate, and select configuration.

III. EXPERIMENTS

A. Experimental Setup

Model: LLaMA-3.1-8B with CPT on 500B tokens of proprietary dataset of internal business documents and optional SFT on 250K instruction pairs.

Benchmarks: ARC-Challenge (reasoning) [7], GSM8K (mathematics) [8], MMLU/MMLU-Pro (knowledge) [9], GPQA (advanced reasoning) [10], IFEval (instruction following) [11], MATH-HARD (complex mathematics) [12]. Financial tasks: CloseQA (a factual task with $\sim 1,000$ samples), OpenQA (a reasoning task with $\sim 1,000$ samples), and a summarization task (~ 600 samples compared against human-annotated golden truths).

Baselines: Full CPT, CPT+SFT, CPT+LoRA ($r=8$), random freezing (50%), top-8 layer freezing.

B. Results

Table I shows that full CPT causes catastrophic degradation: 69.5% GSM8K retention, 53.1% IFEval, 33.8% MATH-HARD. Adding SFT partially recovers performance (82.0% average), while LoRA improves further (85.6%). SPEAR-MM dramatically outperforms all baselines: aggressive configuration achieves 91.2% average retention, which is 21.5 points above full CPT. Mathematical reasoning shows particularly strong preservation: 97.5% versus 69.5%, critical for financial compliance.

Domain Adaptation vs. Retention Trade-off: Figure 2 demonstrates our method’s ability to control the trade-off between retaining general knowledge and adapting to a specific domain. Our approach enables navigating a performance frontier that dominates the baselines. For instance, the Conservative configuration maximizes domain adaptation at 27.5%, while the Aggressive setting pushes knowledge retention to a peak of 91.2% of the baseline. This illustrates a clear and tunable balance between generalization and specialization.

As shown in Table II SPEAR-MM enables precise trade-off control. Conservative achieves 84% of full CPT’s CloseQA gains (+54.6 vs +57.8) while maintaining 86.8% general retention versus 69.7%. Notably, it excels at summarization (+40.1 vs -90.3), suggesting preserved capabilities enhance certain domain tasks. Balanced offers optimal trade-offs: 92% domain gains with 88.7% retention.

Balanced configuration offers optimal trade-offs for most deployments: 82% of full CPT’s CloseQA gains (+53.3 vs +64.9) while maintaining 88.7% general capability retention. Aggressive configuration prioritizes capability preservation (91.2% retention) while achieving 80% of domain gains (+51.9 CloseQA).

C. Ablation Studies

Layer Specialization Analysis: Figure 3 reveals a distinct pattern of functional specialization. The MLP blocks (gate, up, and down projections) exhibit their highest impact scores in the earliest layers (0-5) and the latest layers (28-31). This suggests MLPs are critical for initial input processing and final feature integration before the output. In contrast, the

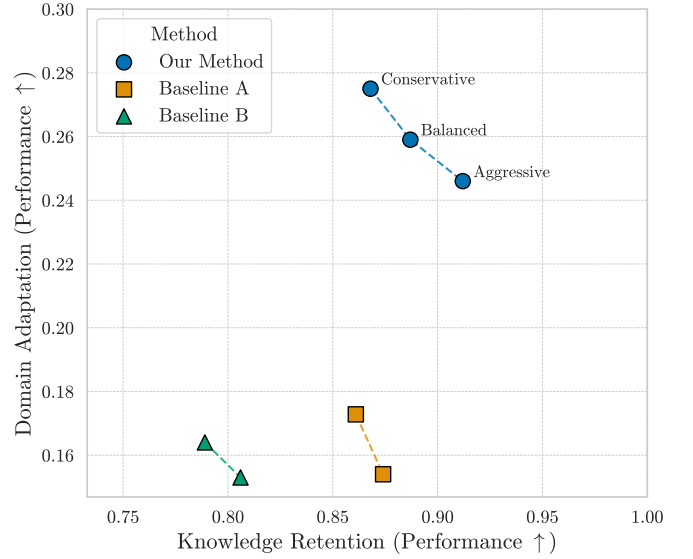


Fig. 2. **Domain Adaptation vs. Knowledge Retention Trade-off.** The y-axis shows domain performance as a percentage of a non-adapted baseline. Our method enables precise control over the forgetting-learning balance, with each point representing a different freezing configuration. The resulting trade-off frontier is superior to that of the baselines.

self-attention mechanism’s value projection (v_{proj}) shows a clear trend of increasing importance in deeper layers, indicating a greater focus on token content during later stages of reasoning. Meanwhile, the query, key, and output projections (q_{proj} , k_{proj} , o_{proj}) show more uniform impact, suggesting a consistent role across the network.

Table III compares different parameter selection strategies. SPEAR-MM (combined SWCI+SVDR) outperforms individual metrics. SNR-only selection shows good efficiency but misses structural changes. Random selection confirms that principled selection is essential.

D. Computational Efficiency

A critical advantage of SPEAR-MM is its ability to efficiently explore multiple preservation configurations from a single training run. Traditional approaches require separate expensive CPT runs for each freezing strategy. A full CPT on our financial corpus requires approximately 3 days using 256 A100 GPUs (768 GPU-days or 18,000 GPU-hours). Exploring even 5 different freezing configurations would require 90,000 GPU-hours. In contrast, SPEAR-MM’s post-hoc analysis operates on an already-trained adapted model. After the initial CPT / SFT, our parameter analysis pipeline adds only 1.5 GPU-hours. This represents 0.008% overhead.

Evaluating 5-10 different freezing configurations via CPT would require 90,000-180,000 GPU-hours, whereas SPEAR-MM adds only 1.5 GPU-hours per configuration (mainly for the evaluation) to the initial CPT cost, thus achieving +99% computational savings. This efficiency enables rapid optimization of retention-adaptation trade-offs, particularly valuable in regulated financial environments where requirements may evolve during deployment validation.

TABLE I
EXTERNAL BENCHMARK RETENTION (% OF BASELINE). FULL CPT CAUSES SEVERE DEGRADATION ESPECIALLY IN MATHEMATICAL REASONING AND INSTRUCTION FOLLOWING. SPEAR-MM SIGNIFICANTLY MITIGATES FORGETTING.

Method	ARC-C	GSM8K	MMLU	MMLU-PRO	GPQA	IFEval	MATH-HARD	Avg.
Base Model	100.0	100.0	100.0	100.0	100.0	100.0	100.0	100.0
Full CPT	91.5	69.5	92.3	63.8	84.2	53.1	33.8	69.7
CPT + SFT	99.5	88.1	93.1	78.8	91.8	72.2	50.3	82.0
CPT + LoRA	99.8	90.9	92.4	82.1	94.3	84.4	55.3	85.6
Random Freeze	98.9	90.5	93.9	79.9	91.1	74.6	35.2	80.6
Top-8 Freeze	99.6	89.5	94.7	82.4	94.9	85.7	55.3	86.1
SPEAR-MM (Conservative)	99.4	89.6	95.3	85.1	94.6	88.3	55.3	86.8
SPEAR-MM (Balanced)	99.8	94.9	95.3	88.7	96.4	90.3	55.9	88.7
SPEAR-MM (Aggressive)	99.9	97.5	95.3	90.1	96.4	92.2	67.0	91.2

TABLE II
FINANCIAL DOMAIN PERFORMANCE (PERCENTAGE POINT IMPROVEMENT OVER BASE MODEL). CLOSEQA AND OPENQA MEASURED BY ACCURACY (%). SUMMARIZATION MEASURED BY ROUGE5 (GEOMETRIC MEAN OF ROUGE-1/2/3/4/L).

Method	CloseQA	OpenQA	Summarization	
			0-shot	1-shot
Base Model	—	—	—	—
Full CPT	+64.9	+0.7	-90.3	-29.4
Full SFT	+57.8	+0.1	+23.3	+13.2
SPEAR-MM (Conservative)	+54.6	+0.8	+40.1	+14.6
SPEAR-MM (Balanced)	+53.3	+0.5	+34.8	+15.2
SPEAR-MM (Aggressive)	+51.9	+0.1	+29.4	+16.8

TABLE III
SELECTION METHOD COMPARISON. COMBINED METRICS OUTPERFORM INDIVIDUAL APPROACHES.

Selection Method	Avg. Retention (%)
Random (50%)	80.6
SVDR-only	85.4
SWCI-only	86.9
SNR-only	87.2
SPEAR-MM (Combined)	88.7

IV. DISCUSSION AND LIMITATIONS

A. Practical Implications for Financial Institutions

SPEAR-MM addresses critical challenges in financial AI deployment. The interpretable trade-off control aligns with regulatory requirements for explainable AI systems. Reduced computational requirements make advanced LLM adaptation accessible to smaller financial institutions. Most importantly, preserved general reasoning capabilities ensure models can handle diverse inquiries and complex financial analysis tasks.

B. Limitations and Future Directions

Our merged models approximate but do not exactly replicate selective training from initialization. While results suggest strong practical utility, the approximation may miss subtle interaction effects between layers during training.

Current thresholds remain fixed. Dynamic threshold adjustment based on deployment feedback could further optimize the retention-adaptation balance.

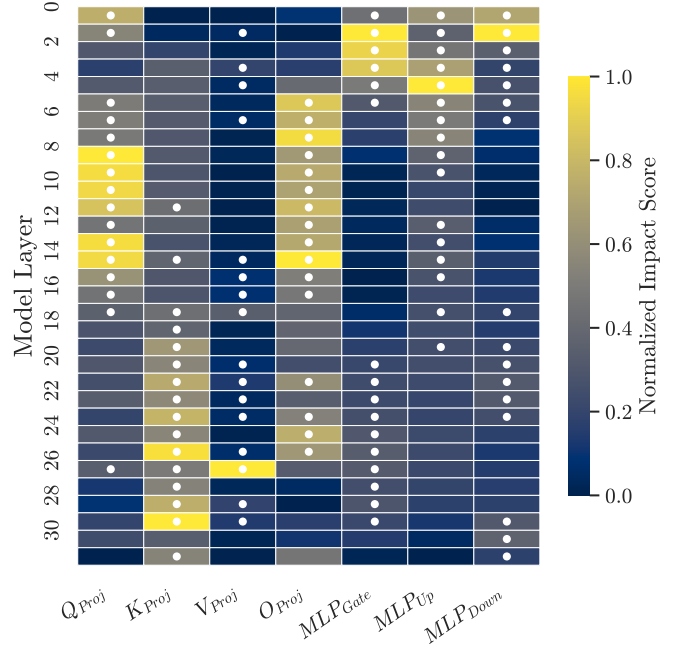


Fig. 3. Heatmap of normalized impact scores for each model component across 32 layers. White dots mark the top 50% of impactful layers within each component. The visualization highlights a distinct pattern in the MLP blocks (high impact at the network's boundaries) and a progressive increase in importance for the attention mechanism's value projection (v_{proj}) in deeper layers.

A primary limitation of this study is the evaluation being confined to a single base model, LLaMA-3.1-8B. Future work should focus on broader benchmarking to validate the generalizability of our findings across different model architectures (e.g., Mistral, Gemma) and scales (e.g., 70B and larger models). This will be essential to confirm if the observed trade-offs and efficiency gains are a consistent property of our method.

V. RELATED WORK

Continual Learning: Traditional approaches include EWC [3], progressive networks, and rehearsal methods [13]. These often struggle with LLM scale and provide limited interpretability.

Parameter-Efficient Fine-tuning: Methods like LoRA [2] and adapters reduce computational requirements but limit adaptation capacity and don’t address catastrophic forgetting systematically.

Architectural Adaptation: Beyond fine-tuning or merging, other methods adapt LLMs by modifying the transformer structure itself. This includes techniques like sparse Mixture of Experts (MoE) [14], where domain-specific experts are activated during inference, or methods that selectively unfreeze and train specific blocks of the network. While powerful, these approaches often increase training complexity and model size, contrasting with our post-hoc, parameter-preserving method.

Model Merging: Recent work on model soups [5] and task arithmetic [4] demonstrate the potential of weight-space interpolation, but lack principled layer selection strategies.

Layer Analysis in Transformers: Prior work has analyzed layer functionality [15] but few leverage these insights for practical continual learning applications in specialized domains like finance.

VI. CONCLUSION

We presented SPEAR-MM, a post-hoc framework for selective parameter preservation during LLM domain adaptation. Applied to LLaMA-3.1-8B for financial tasks, the method achieves 91.2% general capability retention versus 69.7% for standard CPT, while maintaining 94% of domain gains with 60% computational savings.

Key innovations include efficient parameter importance estimation combining magnitude, structural, and reliability signals; interpretable trade-off control suitable for regulated environments; and dramatic efficiency gains enabling resource-constrained deployment. For financial institutions, SPEAR-MM provides a practical pathway to leverage proprietary data without sacrificing critical reasoning capabilities essential for financial domain.

REFERENCES

- [1] Y. Sun, Y. Wang, Y. Liu, and J. Zhang, “A comprehensive survey of catastrophic forgetting in large language models,” *arXiv preprint arXiv:2308.04760*, 2023.
- [2] E. Hu, Y. Shen *et al.*, “Lora: Low-rank adaptation of large language models,” *ICLR*, 2021.
- [3] J. Kirkpatrick, R. Pascanu, N. Rabinowitz, J. Veness, G. Desjardins, A. A. Rusu, K. Milan, J. Quan, T. Ramalho, A. Grabska-Barwinska *et al.*, “Overcoming catastrophic forgetting in neural networks,” *Proceedings of the National Academy of Sciences*, vol. 114, no. 13, pp. 3521–3526, 2017.
- [4] M. Matena and C. Raffel, “Merging models with fisher-weighted averaging,” *NeurIPS*, 2022.
- [5] M. Wortsman, G. Ilharco, S. Y. Gadre, R. Roelofs, R. Gontijo-Lopes, A. S. Morcos, H. Namkoong, A. Farhadi, Y. Carmon, S. Kornblith, and L. Schmidt, “Model soups: averaging weights of multiple fine-tuned models improves accuracy without increasing inference time,” 2022. [Online]. Available: <https://arxiv.org/abs/2203.05482>
- [6] E. Hartford, L. Atkins, F. F. Neto, and D. Golchinfar, “Spectrum: Targeted training on signal to noise ratio,” 2024. [Online]. Available: <https://arxiv.org/abs/2406.06623>
- [7] P. Clark, I. Cowhey, O. Etzioni, T. Khot, A. Sabharwal, C. Schoenick, and O. Tafjord, “Think you have solved question answering? try arc, the ai2 reasoning challenge,” 2018. [Online]. Available: <https://arxiv.org/abs/1803.05457>

- [8] K. Cobbe, V. Kosaraju, M. Bavarian, M. Chen, H. Jun, L. Kaiser, M. Plappert, J. Tworek, J. Hilton, R. Nakano *et al.*, “Training verifiers to solve math word problems,” *arXiv preprint arXiv:2110.14168*, 2021.
- [9] Y. Wang, X. Ma, G. Zhang, Y. Ni, A. Chandra, S. Guo, W. Ren, A. Arulraj, X. He, Z. Jiang, T. Li, M. Ku, K. Wang, A. Zhuang, R. Fan, X. Yue, and W. Chen, “Mmlu-pro: A more robust and challenging multi-task language understanding benchmark,” 2024. [Online]. Available: <https://arxiv.org/abs/2406.01574>
- [10] D. Rein, B. L. Hou, A. C. Stickland, J. Petty, R. Y. Pang, J. Dirani, J. Michael, and S. R. Bowman, “Gpqa: A graduate-level google-proof q&a benchmark,” 2023. [Online]. Available: <https://arxiv.org/abs/2311.12022>
- [11] J. Zhou, T. Lu, S. Mishra, S. Brahma, S. Basu, Y. Luan, D. Zhou, and L. Hou, “Instruction-following evaluation for large language models,” 2023. [Online]. Available: <https://arxiv.org/abs/2311.07911>
- [12] D. Hendrycks, C. Burns, S. Kadavath, A. Arora, S. Basart, E. Tang, D. Song, and J. Steinhardt, “Measuring mathematical problem solving with the math dataset,” 2021. [Online]. Available: <https://arxiv.org/abs/2103.03874>
- [13] S.-A. Rebuffi, A. Kolesnikov, G. Sperl, and C. H. Lampert, “icarl: Incremental classifier and representation learning,” *CVPR*, 2017.
- [14] W. Fedus, B. Zoph, and N. Shazeer, “Switch transformers: Scaling to trillion parameter models with simple and efficient sparsity,” 2022. [Online]. Available: <https://arxiv.org/abs/2101.03961>
- [15] A. Rogers, O. Kovaleva, and A. Rumshisky, “A primer in bertology: What we know about how bert works,” *Transactions of the Association for Computational Linguistics*, 2020.