

Measuring Value Expressions in Social Media Posts

Ziv Epstein¹, Farnaz Jahanbakhsh², Tiziano Piccardi³, Isabel Gallegos⁴, Dora Zhao⁴, Johan Ugander⁵, Michael Bernstein⁴

¹MIT, ²University of Michigan, ³John Hopkins University, ⁴Stanford University, ⁵Yale University
Corresponding author: zive@mit.edu

Abstract

The value alignment of sociotechnical systems has become a central debate but progress in this direction requires the measurement of the expressions of values. While the rise of large-language models offer new possible opportunities for measuring expressions of human values (e.g., humility or equality) in social media data, there remain both conceptual and practical challenges in operationalizing value expression in social media posts: what value system and operationalization is most applicable, and how do we actually measure them? In this paper, we draw on the Schwartz value system as a broadly encompassing and theoretically grounded set of basic human values, and introduce a framework for measuring Schwartz value expressions in social media posts at scale. We collect 32,370 ground truth value expression annotations from N=1,079 people on 5,211 social media posts representative of real users' feeds. We observe low levels of inter-rater agreement between people, and low agreement between human raters and LLM-based methods. Drawing on theories of *interpretivism* — that different people will have different subjective experiences of the same situation — we argue that value expression is (partially) in the eye of the beholder. In response, we construct a personalization architecture for classifying value expressions. We find that a system that explicitly models these differences yields predicted value expressions that people agree with more than they agree with other people. These results contribute new methods and understanding for the measurement of human values in social media data.

Introduction

Social media provides a rich and complex substrate to understand patterns of human life, behavior and discourse (Lazer et al. 2009). The rise of large language models (LLMs) offers new opportunities for measuring a wide variety of constructs in social media data (Ziems et al. 2024; Jia et al. 2024). One construct of interest for social media, growing out of the focus on value alignment of sociotechnical systems (Russell, Dewey, and Tegmark 2015), is *human values*: the core beliefs that serve as guiding principles and in turn shape decisions, behavior, and perception (Kolluri et al. 2026; Bernstein et al. 2023; Stray et al. 2024). Values expressed on social media, therefore, offer a reflection of discourse and sentiment, that in turn affect discourse and behavior. The possibility of measuring human values in social media posts opens new opportunities to build a

better understanding of how discourse operates online, and to design the next generation of social media algorithms and platforms. Past work has shown how values and related moral priorities explain patterns of belief and behavior in domains as varied as vaccine hesitancy (Weinzierl and Harabagiu 2022), pro-environmental behavior (Schultz and Zelezny 1998), social norms (Forbes et al. 2020), prosociality (Heilman and Kusev 2020), human development (Inglehart 2020), consumer behavior (Krystallis, Vassallo, and Chrysosoidis 2012; Stathopoulou and Balabanis 2019), and news story framing (Mokhberian et al. 2020). Beyond understanding, the capability to measure values could also enable algorithmic objectives for feed-based ranking that support both individual and societal goals. In particular, there is growing interest in aligning ranking algorithms with societal values (Bail 2022; Bernstein et al. 2023; Stray et al. 2024; Kolluri et al. 2026), focusing on values such as democratic process (Jia et al. 2024; Piccardi et al. 2024), well-being (Stray 2020), and downranking low-quality information (Epstein, Pennycook, and Rand 2020).

Before these opportunities can be realized, there remain both conceptual and practical challenges in operationalizing and measuring value expressions in social media. By *value expressions*, we mean the extent to which a social media post expresses attributes associated with a given value. Identifying value expression can be straightforward when a post directly references the value: for example, the value of equality is clearly expressed in the post “Not all disabilities are visible!” (Figure 1). Likewise, that same post clearly does not contain an expression of the value of tradition.

However, not in all cases are value expressions as straightforward to classify on social media. The core issue is that value expression is a fundamentally *subjective* construct, leading to different labels from different people (Van Der Meer et al. 2023; Basile et al. 2021; Orlikowski et al. 2023). For example, while the Figure 1 post that “Not all disabilities are visible!” clearly is an expression of equality and clearly is not an expression of tradition, is it an expression of the value of humility? For some, the post strongly expresses a reminder to be humble about the conclusions we draw about other people’s (lack of) visible disabilities. For others, their perception of that value expression is much weaker. Both interpretations are valid, and shaped by an individual’s background and how they both conceptualize these values



Figure 1: An example social media post for value annotation. All annotators in our dataset agree that this post strongly expresses Universal Concern, and they all agree that the post does not express Tradition—but, annotators disagree substantially on whether the post expresses Humility. In this paper, we model these interpersonal differences for more accurate value classification.

and understand the social media post itself. As a result, we argue that there exists conceptual and methodological ambiguity about how value expression is operationalized. While existing work (e.g., Qiu et al. (2022); Van Der Meer et al. (2023); Borenstein et al. (2024)) has developed classifiers for detecting basic human values, these models have presumed there exists in all cases one unambiguous correct answer to be learned.

In this paper, we develop methods of identifying value expression in social media posts under an assumption of subjectivity in labeling value expressions. In particular, we collect a large annotated dataset where 1,079 people redundantly annotate values in 5,211 posts. To do so, we use a well-studied and theoretically grounded value system drawn from cross-cultural psychology - the Schwartz value system (Schwartz and Cieciuch 2022; Schwartz 1992) - that offers a grounded, universal set of basic human values (although we note that our approach can be adapted to other value systems as well). We evaluate to what extent large language models (LLMs) can identify the expression of values in these posts, comparing off-the-shelf LLM models with fine-tuned and personalized models, and both to individuals and groups of annotators.

On this task, we find that not only are there low levels of agreement between people, but also that an off-the-shelf LLM exhibits ever lower levels of agreement with people than people’s levels of agreement with each other. To make sense of these findings, we draw on the theory of *interpretivism* — that different people will have different subjective

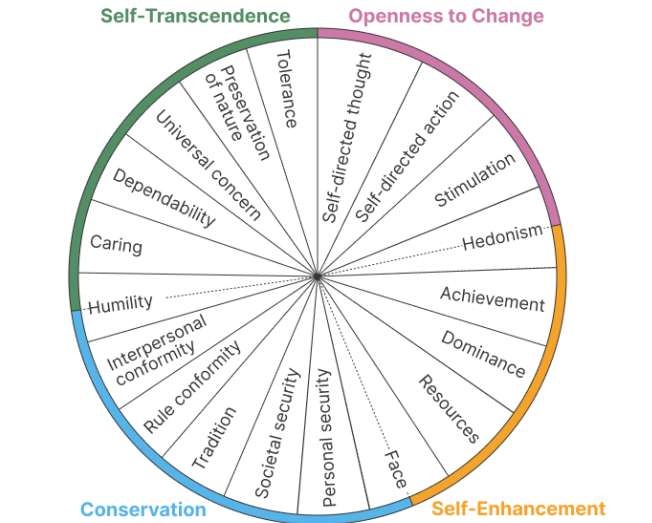


Figure 2: The refined Schwartz value system. The system is hierarchically nested into a highest level: Outcomes for Self (right) vs Outcomes for Others (left), a high level: Self-Transcendence (top left), Conservation (bottom left), Self-Enhancement (bottom right) and Openness to Change (top right), and 19 low-level values. Adapted from (Schwartz et al. 2012)

experiences of the same situation (Soden, Toombs, and Thomas 2024; Berger and Luckmann 2016) — to suggest that people’s divergent perceptions of both the posts and values is driving the low levels of human-human agreement we observe, as well as the lack of performance of the base GPT model.

With this idea in mind, we implement a system that explicitly models interpersonal differences by fine-tuning a large model and incorporating the recommendation system inspired techniques of utilizing a cold start dataset for each user to make predictions. We find that our personalized approach results in a performant model that individuals agree with more than the rate at which they agree with other people (66% relative improvement in ρ), or with the consensus vote (28% relative improvement in ρ).

Our corresponding contributions are:

1. Demonstration that value expression exhibits high levels of disagreement, which underscores the perils of relying on majority aggregated labels in this task,
2. A theoretically-grounded personalization framework for calibrating predictions from a fine-tuned large language model to an individual based on their own responses that people agree with more than other people or LLMs with few-shot prompting, and
3. A dataset of fine-grained value expression annotations available to researchers for future work.

Related Work

Schwartz’s Theory of Basic Human Values

To operationalize values, we employ Schwartz’s theory of Basic Human Values (Schwartz et al. 2012), a theory from Cultural Psychology for mapping individual values. Schwartz defined (basic) values as “trans-situational goals, varying in importance, that serve as guiding principles in the life of a person or group” and sought to identify a set of values that could be recognized in all societies. The original theory (Schwartz 1992) identified 10 basic values from a 56-item questionnaire administered to 9140 students and teachers across 20 countries. The refined theory identified 19 values that exist on a circular continuum with 57-item questionnaire administered to 6,059 participants across 10 countries (see Figure 2). A core assumption of Schwartz’s theory of Basic Human Values is that: “The circular arrangement of values represents a continuum of related motivations, like the circular continuum of colors, rather than a set of discrete motivations” (Davidov, Schmidt, and Schwartz 2008). This circumplex structure is also reflected in the hierarchical branching structure of the values, which starts at the highest level (Outcomes for Self vs Others), then branches further to four high-level values (Openness to Change, Self-Enhancement, Self-Transcendence, and Conservation), and then 19 low-level values. Values close to each other on the wheel are theorized to have similar and compatible underlying motivations, while values on opposite sides are theorized to be in tension. While there are reasons to critique the Schwartz Value System (see e.g. Chakroff (2015)), the theory ultimately offers conceptual precision, depth, and breadth, as well as offering more theoretical plausibility, analytical utility, and empirical grounding than political values (Goren 2020).

Automatically Detecting Schwartz Values

Qiu et al. (2022) create a dataset of human attitudes on over 20,000 text scenarios called VALUENET and a transformer-based regression model for dialogue tasks. Kiesel et al. (2022) create a dataset of the values behind arguments from four geographical cultures. Ponzivovskiy et al. (2020) developed a dictionary of words for Schwartz values based on a corpus of Facebook updates, blog posts, essays, and book chapters. Boyd et al. (2015) use free-response survey methods to compare individual values reconstructed from text with traditional survey instruments, showing advancements in understanding in both the structure and content of values. Van Der Meer et al. (2023) use data from Qiu et al. (2022) and Kiesel et al. (2022) to train a model for predicting value expression in Reddit posts, which they apply to a dataset of 11.4M comments from 19K users to construct value profiles of individual users. They find that dissimilarity of users’ values is associated with the levels of disagreement between those users.

Borenstein et al. (2024) train value extraction models to classify both the presence and polarity of Schwartz values in reddit posts. They identify patterns like a strong negative stance towards conformity in subreddits such as r/Vegan and r/AbolishTheMonarchy and an overall correlation between

tradition values and the conservativeness of U.S. states.

This body of work uniformly makes the assumption that there exists an unambiguous “ground truth” value label, neglecting the inherent subjectivity of the task. In the next subsection, we discuss work that explores an alternative, interpretivist stance.

Interpretivism and Personalization

The work highlighted above on automatically detecting Schwartz values offers an exciting lens on the values represented in text. However, in every case, these models assume a fixed meaning for both the content and the values, and a corresponding unambiguous “objective” value label in each case. This is in line with the “longstanding” paradigm in data labeling (Fleisig et al. 2024) which seeks to collect “ground truth” labels (Nowak and Rürger 2010; Snow et al. 2008) by aggregating labels from annotators. An alternative, the *perspectivist* paradigm (Basile et al. 2021; Fleisig et al. 2024; Plank 2022; McDonald, Schoenebeck, and Forte 2019; Frenda et al. 2025) argues that variation in annotator labels is not purely a source of error to be expunged, but rather is intrinsically meaningful. We argue that in our task of identifying the expression of basic human values in social media posts, there is no singularly correct “ground truth” label that everyone agrees with.

An alternative but complementary lens is personalization, which seeks to build models responsive to heterogeneous preferences. Past work in the context of aligning LLMs has explored personalized reward models (Chen et al. 2024; Jang et al. 2023; Li et al. 2024), and aligning to users’ beliefs and opinions (Hwang, Majumder, and Tandon 2023; Do et al. 2025; Suh et al. 2025).

Value Systems and Their Measurement

There has been increased discussion and research on measuring values in textual data. Across the AI alignment literature, there exist hundreds of potential values (Sorensen et al. 2024; Huang et al. 2025) that AI systems could conform to, offering a large platter of categorical options but few approaches that relate these values to each other in a systematic way. In the context of social media, Nguyen et al. (2024) leverage moral foundations theory (MFT) (Haidt 2012) to fine-tune a large language model to these concepts in news media and online discussions. They show that these moral foundations can be used to meaningfully describe people’s stances on a variety of social issues, such as climate change, abortion, and religion.

Curating a Dataset of Social Media Posts

In this section, we first report our methods for curating a dataset of social media posts. Next, we discuss our methods for annotating this dataset for values. Finally, in the next section, we report our approach to modeling and evaluating human and AI-based value expressions.

Recruitment We recruited a sample of social media users (N=281) quota-matched to be a representative sample of the US population on age, ethnicity, gender and partisanship using Prolific in May 2024. Participants were all from the

Collecting and annotating tweets from user’s feeds

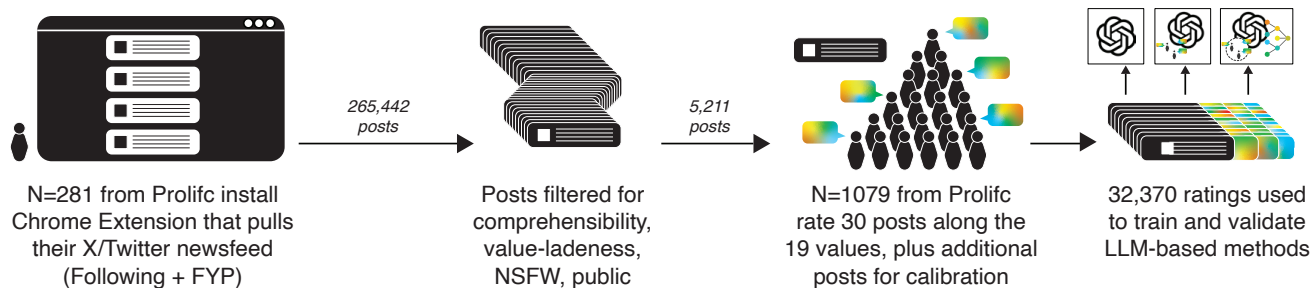


Figure 3: Method for collecting and annotating tweets from user’s feeds

United States and were required to be 18 years old or older. We were unable to meet the quota for participants in the age range 55-100 (92/109) so we upsample posts from participants in this age range by 18.4% when constructing our silverset of social media posts. Within this sample, the median age was 43 (min=19, max=80), 58.36% White/Caucasian, 51.2% female and 30.6% Democrat, 28.8% Republican and 40.6% Independent. Participants were paid \sim \$15.42 an hour and took approximately 7 minutes to complete the study.

Feed Collection After they consented to the research, participants were asked to install a Chrome Extension that downloaded posts from their X (Twitter) feeds, both their algorithmically curated For You page (FYP) and their in-network Following feeds simultaneously. We collect and annotate posts from both the Following feed and FYP to account for any systematic differences that may exist between them, and to pave the way for work that uses both to measure algorithmic amplification (see Discussion).

When a browser opens the X page, tweets are fed to the browser client in “batches”: a single API request returns a set of tweets at a time. The Chrome Extension aims to download 16 batches of tweets: 7 from the FYP, and 9 from the Following page. Each batch for FYP consists of approximately 30 tweets, whereas the Following feed returns a variable number of tweets up to 100. From the 281 participants, we collected 265,442 posts, with an average of 207 posts from the FYP and 776 from the Following page per user. Among these 265,442 posts, there are 151,740 posts with unique, non-empty text in English (using Google’s Chromium language detection tool `clld2`). We also screen out private posts (n=6,025; 3.97%), deleted posts (n=2,004; 1.32%) and/or reply tweets that are replying to posts not displayed in the user’s feed (n=7,581; 4.99%) to focus only on the 142,652 public posts we can render with proper context.

Subsampling feed posts to create an annotation dataset

We next prepare these posts for human annotation, since some posts are either inappropriate (NSFW) to show to annotators or incomprehensible to most annotators. We filter the posts for comprehensibility (grounded in the constructs of readability, coherence, spam behavior, and context required for understanding) and NSFW (to comply with our

institution’s IRB for data annotation) using an automated GPT-based pipeline, with the prompt that rates all 19 values jointly each on a 0-6 scale based on a short description (see the Appendix for full text) with `GPT-4o`, `temperature=1.0` and `seed=0`. We filter out any posts that score less than 3 on a comprehensibility scale, resulting in a dataset of 89,383 (62.6%) posts. We then filter out 1,937 posts with NSFW content, resulting in a final dataset of 87,446 posts.

The occurrence rate of different values in social media posts varies, as do the numbers of posts per person across both Following and FYP feeds. Therefore, uniform sampling procedure may yield a sample that underrepresents rarer values and overrepresents certain users for annotation. To construct a final set of posts for human annotation, we stratify on user and post source as well as on a preliminary LLM-based measure of value expression tuned for recall over precision to prioritize catching as many potential value-expressing posts as possible. Since stratification requires an initial estimate of which value a post may express, we first built an automated classifier tuned for recall rather than precision—that is, we prioritized sampling as many potential value-expressing posts as possible, even if this meant including some false positives.

In particular, we perform a preliminary rough classification of these posts for all 19 of the Basic Human Values (Schwartz et al. 2012) on a 7-point Likert scale [0-6] using another automated GPT-based pipeline, with the prompt defined in Table A4 with `GPT-4o`, `temperature=1.0` and `seed=0`. This allows us to upsample posts that may reflect rarer values. For this upsampling, we say a given post reflects a given value if the GPT annotation pipeline scored it a 4 or above. We then sample a final set of 5,227 posts for human annotation by stratifying across users, post source (FYP vs following), and value expression. In particular, for each user and each value, we sample a tweet from that user’s feed that reflects that value. We sample FYP and Following posts with equal probability, but for a given user, if only one type of post exists, we return that tweet. Because we did not meet our quota for participants over the age of 55 (by 17 participants), we randomly sample (without replacement) 17 of the 76 participants over the age of 55 who completed the survey and repeat this process for each of them to ensure representation of posts from users over the age of 55. Of the 5,227,

3,182 came from users' Following feeds (60.8%) and 2,045 (39.1%) came from users' FYP.

Annotating Social Media Posts for Basic Human Values

This process yielded a dataset of 5,227 posts that we can use to study human value annotation and to predict the values expressed in those posts. In this section, we describe our ground truth data annotation method.

Participants. In total, 1,276 participants began the survey. We filtered out N=153 participants who failed two simple attention checks (see Appendix) or who did not finish the study. N=1,123 completed the study. Our final dataset included ratings from N=1,079 participants who have a full set of ratings for all 30 posts assigned to them and within this sample, the median age was 45 (min=18, max=85), 61.2% White/Caucasian, 50.8% female and 29.6% of participants lean Democrat vs 28.63% lean Republican. Participants were paid \$15.00 an hour and took approximately 60 minutes to complete the study.

Procedure Each participant provided value expressions ratings for 30 posts. The posts for each participant were randomly sampled from the dataset of 5,227 posts sourced as described above (each post was rated by a median of 6 people). Given this sampling procedure, we retained ratings of 5,211 posts (since posts are sampled with replacement for each participant).

We used a recursive labeling where raters could traverse the value tree as defined in Figure A1 (top) devised to elicit value ratings for all 19 values in an efficient manner. The branching method leverages the tree structure of the Schwartz Theory of Basic Values, starting with the high-level values, and traversing down only those branches whose parent values they had marked as expressed in the post.

Following this primary task, participants completed a custom developed Value Calibration Questionnaire (VCQ) of 25 additional ratings on a shared set of questions (see Table A1 and the below paragraph for a description of how these questions were sourced). Finally, participants answered a number of demographic and political questions.

We developed the Value Calibration Questionnaire as an individual difference measure to explain disagreements in value annotations. Each of the 25 questions presented a post and asked participants to rate the extent to which a specific value was reflected in the post, phrased as "To what extent does this post reflect {value}?" To ensure that these VCQ questions are highly predictive of interpersonal differences for modeling, we selected them based on a pre-study where we identified those post-value pairs that explain maximal variation in value expression annotation disagreements. In this pre-study, 51 participants rated the same set of 30 posts on all 19 values using the same procedure as this study. Unlike our other annotation process, which randomly sampled posts for annotation by each participant, here the result was a dense matrix where every participant annotated all 30 posts. We then transform the data into columns for each participant (N=51) and rows for each post/value pair ($19 \times 30 = 570$).

We demean this matrix row-wise and conduct principal component analysis (PCA) to compute bases of maximal variation ("eigenraters"). The first 25 eigenraters explain 86% of variation. For each of these eigenraters, we find the extremal post/value pair with the highest absolute value and add it to our set of questions. The full set is shown in Table A1.

To familiarize them with the task and to determine eligibility for proceeding to the main labeling task, participants first completed a short training for four synthetic posts followed by a gating task. The training introduced annotators to the meaning of the Schwartz values, while the gating task assessed their understanding. These training posts were created to unambiguously reflect particular values, and participants were not allowed to proceed until they checked the right answer. If they answered incorrectly, a message appeared giving them the correct answer and asking them to try again.

After training, they proceeded to the gating phase, where they rated four posts that, based on a pre-study, either unambiguously contained or did not contain the values of self-direction action or face. Participants who got one or fewer of the four correct were not allowed to continue. We took care in selecting the questions for both pre-tasks and in setting the eligibility threshold for the gating task to ensure a shared baseline understanding. See Figure AA1 Bottom for screenshots for the annotation of one of the gating posts.

After completing basic attention screeners and training, participants who successfully passed the gating phase proceeded to rate 30 posts drawn at random from the larger set of 5,227 posts for value expression using the branching method discussed above. When presenting a tweet to our annotators for value annotation, to convey context, the text of a given tweet (tweet.1) made in reply to or quoting another tweet (tweet.2) was represented as "tweet.1 REPLY TO: tweet.1" and "tweet.1 QUOTED: tweet.1" respectively. The annotation dataset we create is available for researchers on a case by case basis to preserve the privacy of the participants. It is stored securely in an de-identified manner.

Modeling Basic Human Values

In all instances, we compare the predicted value ratings from a range of algorithmic models to ratings from individuals or groups of annotators on a fixed holdout test set of 1496 (28.2%) of posts, which allows us to evaluate the finetuned and personalized models for unseen posts. The remaining 3715 posts are used for training models. We note that we holdout at the *post*-level, letting train on a subset of the ratings for a given participant and test on their ratings from a different subset of posts.

First, to improve performance beyond zero-shot GPT-4o, we perform finetuning on high-consensus value labels. To produce this training set, we randomly select 1000 posts for which we have more than 6 ratings per post from our dataset of 5,211 posts annotated by 1,079 participants across the 19 values. Then, for each post, we compute the Spearman rank correlation in value ratings for each pair of raters and average these correlation scores into an aggregate consensus score for each post. We then use the 600 highest consensus annotations of these posts (e.g., average value score rounded

to the nearest integer, 11.5% of posts) as labels to fine-tune GPT-4o via the OpenAI API, producing a model that estimates the consensus label of the annotators. The fine-tuned model reached a final error of 0.0722 after 600 steps.

Then, to capture the subjective nature of value expression annotation, we combine the consensus fine-tuned model with a personalized calibration model to predict the values that a given *individual* would perceive as expressed in a given post. We do so by fitting a series of random forest models (one for each value) trained on the ratings of 3000 posts stratified by number of ratings to predict a given individual’s value annotation of a given post using (a) the consensus predictions from our fine-tuned model as well as (b) that individual’s responses to the 25 calibration questions. So, this model does not directly model individuals—it uses the 25 calibration questions as individual-level features. For each post–user pair, these models predict that user’s 0–6 rating for a given value V . We train 19 such models (one per value), each taking as inputs (a) the consensus model’s predictions for all values for that post and (b) the user’s responses to the 25 calibration questions.

Evaluation Approach

For our evaluation metric, we chose Spearman rank correlation for several reasons. For one, a correlation metric allows us to compare the *relative* expression across all 19 low-level Schwarz values, which follows the relational nature of the value system itself. Further, a correlation computation across values is inherently scale-invariant, allowing us to account for individual level differences in how the scale is used. We chose Spearman rank correlation because the rank ordering captures the ordinal prioritization and relational nature of values consistent with the circumplex theory. However we note that our results are qualitatively similar when using Pearson correlation instead of Spearman. In addition, a correlation metric handles the ordinal nature of the value annotations, which exist on a 7-point Likert scale.

We note that this choice of Spearman rank correlation is an extremely *conservative* measure, providing a rigorous lower bound on the actual levels of agreement. This is because the structure of the rank correlation, computed between two 19-dimensional values taking on values [0..6] with much density on 0, is quite sensitive to small adjustments in values, as incrementing and decrementing one value can cause it to skip up or down many other values in the rank order. Furthermore, in cases of posts with very little value expression (e.g. a vector of 18 zeros and 1 one), calculating Spearman rank within another very similar vector (e.g. a vector of 18 zeros and 1 one in another position) will result in a rank correlation of -0.05. And in the limit, calculating Spearman rank between two vectors of all zeros results in NA (because there is no variance) and is excluded from analysis, even though these cases represent perfect agreement. These reasons indicate that this extremely *conservative* measure, should not be considered in absolute numeric terms of model quality, but rather relative terms to establish that people agree with our LLM-based value annotation model more than they agree with a random other person, or consensus of groups of increasing size.

For a more interpretable evaluation metric, we also report results on MAE over values. In particular, we compute the consensus label of a holdout set of 1,496 posts by taking the mean rating rounded to the nearest integer for each value. Then for each post, we report the mean absolute error (MAE) between the LLM-generated label and the consensus label as LLM-Consensus MAE for each value. We then compare this error to the mean average distance that an individual human annotator has with the overall consensus label (Human-Consensus MAE). To be more precise, for each of the k annotators who labeled a value \mathcal{V} on a given post, we compute the MAE between the label they assigned to the value and the mean labels of the remaining $k - 1$ annotators as follows: $\frac{1}{k} \sum_{i=0}^k |\mathcal{V}_i - \frac{1}{k-1} \sum_{j=0, j \neq i}^n \mathcal{V}_j|$.

Results

To what extent do people agree?

We observe low levels of agreement in value annotations among raters, with the average Spearman rank correlation across posts of 0.201 (Figure 4, white bar). When comparing individual annotations to the consensus annotation for that post (i.e., the average of all other participants’ ratings, rounded to the nearest integer), we observe an overall average Spearman rank correlation of 0.260 and an overall positive relationship with the number of raters ($p=0.037$), indicating a 29% relative improvement in the correlation in human-to-consensus labels compared to human-to-human labels. This suggests that despite the low levels of agreement, some levels of consensus are achieved when aggregating across individuals, particularly more than 3 or 4 people.

We also find subjectivity in value ratings, which helps explain the sources of disagreements we identify above. To test this claim we predict individual’s value annotations across the 19 values by regressing, for each value, that particular value against each of the individual values that that individual holds, as well as demographics such as age and partisanship. The resulting regression coefficients are shown in Figure A2. We find that for 8/19 of the values, the extent to which an individual holds that value is predictive of the likelihood that they would annotate a given post with that value (dominance, resource, achievement, self-directed thoughts, self-directed actions, stimulation, personal security, and societal security), which suggests people may project their own values into the perception of those values onto novel situations. We observe some partisan differences, where Republicans are more likely to rate a given post as reflecting the values of hedonism, self-directed thoughts, self-directed actions, stimulation, humility, and nature, which may map onto cultural-political divides. Within our sample, we do not detect age effects, except for interpersonal conformity.

Predicting Basic Human Values with LLMs

Next, we compare rates of agreement among people with those between people and LLM-based methods. First, we find that people agree with the zero-shot GPT-4o with an average Spearman rank correlation of 0.165 (light red in Figure 4), which is a 18% relative decrease in the correlation

with which they agree with the annotations from a random other person ($\bar{\rho} = 0.201$, white bar in Figure 4, $p < 0.001$).

By fine-tuning GPT-4o on the consensus annotations from the highest consensus posts, we construct an AI model that generates value annotations with which people agree more than they agree with a random other person ($p < 0.001$), with an average Spearman rank correlation of 0.294. This improvement reflects a 46% relative improvement in correlation compared to the human-to-human correlation. Comparing the fine-tuned GPT-4o to these wisdom of the crowds estimates, we see a rate of agreement similar to taking the average (consensus) rating of 8 or more other people (medium red in Figure 4).

When aggregating across values, we find the average mean absolute error (MAE) between the fine-tuned GPT-4o and human consensus (crowd) is 0.763 ± 0.037 compared to an average MAE between human consensus and individual raters of 1.113 ± 0.0743 (see Table 1). This result suggests that the LLM is predicting the consensus better, since its distance from the consensus is less than from a random individual annotator.

Value	Human-Crowd MAE	LLM-Crowd MAE
Self-directed thoughts	1.104 ± 0.038	0.800 ± 0.024
Self-directed actions	1.118 ± 0.038	0.822 ± 0.025
Stimulation	0.959 ± 0.035	0.729 ± 0.024
Hedonism	1.325 ± 0.037	0.927 ± 0.026
Achievement	1.005 ± 0.037	0.749 ± 0.022
Dominance	0.650 ± 0.029	0.566 ± 0.018
Resources	0.694 ± 0.030	0.599 ± 0.020
Face	1.208 ± 0.037	0.918 ± 0.024
Personal security	0.414 ± 0.026	0.395 ± 0.017
Societal security	1.206 ± 0.036	0.779 ± 0.024
Tradition	1.169 ± 0.035	0.777 ± 0.024
Rule conformity	1.175 ± 0.037	0.737 ± 0.024
Interpersonal conformity	1.048 ± 0.035	0.699 ± 0.022
Humility	1.620 ± 0.035	0.971 ± 0.024
Dependability	1.512 ± 0.037	0.917 ± 0.025
Caring	1.622 ± 0.039	1.027 ± 0.025
Universal concern	1.389 ± 0.039	0.865 ± 0.025
Preservation of nature	0.738 ± 0.031	0.497 ± 0.022
Tolerance	1.208 ± 0.036	0.740 ± 0.023
Overall	1.113 ± 0.0743	0.763 ± 0.037

Table 1: Mean Absolute Error (MAE) between human value expression annotations and consensus (crowd) aggregations (center) and MAE between the fine-tuned gpt-4o model and consensus (crowd) aggregations (center) on a holdout set of posts (N=1,496)

Personalization Results

While fine-tuning an LLM on high-consensus labels yields a model that people agree with more than they agree with other people, the inherent subjectivity of the task underscores the point that any single model will not be performant for everyone. Therefore, next we train an *interprest*

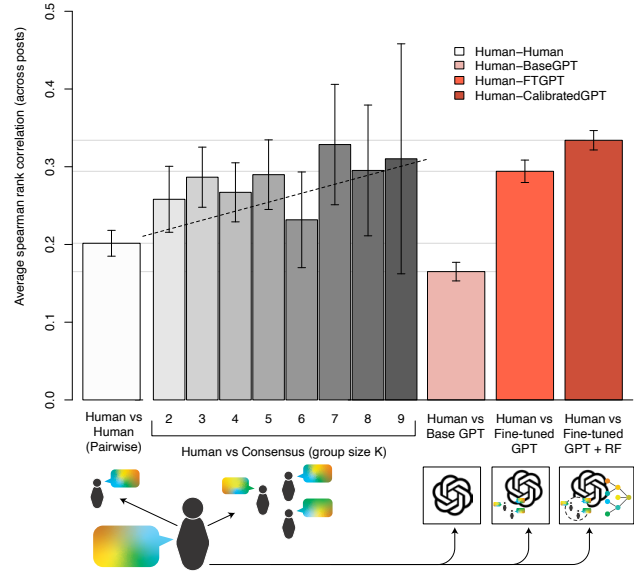


Figure 4: Average Spearman rank correlation (across posts) comparing individual value annotations to 1) other individuals (gray, far left), 2) groups of increasing group size (light gray to dark gray, middle), 3) zero-shot GPT-4o (light red, right), 4) fine-tuned GPT-4o (red, right), and 5) personalized random forest (dark red, right).

model that attempts to model an individual’s subjective perception of value expression. In particular, the personalized calibration model uses a series of random forest models to predict the values that a given individual would see reflected in a given post. Using only an individual’s calibration ratings and the target post’s aggregate GPT-predicted values as inputs, the random forests achieves an average Spearman rank correlation of 0.334 with human ratings, a rate of agreement surpassing the wisdom of the crowds ($p < 0.001$, dark red in Figure 4). This most performant model reflects a 66% relative improvement in correlation vs. the human-to-human baseline. This model also reflects a 28% relative improvement in correlation vs. the more difficult human-to-consensus condition. We find that for each value, the random forest models typically use the underlying GPT consensus prediction of that value as the most important variable (see Figure A3) but also make use of the calibration questions from Table A1.

These results (Table 2) support the claim that people agree with the LLM-based method at a level at or above the extent to which they agree with other people, for both other individuals as well as wisdom of the crowds.

Discussion

In this paper, we introduce and validate a framework for measuring the expression of basic human values on social media. From a methodological perspective, we note that the large variation in value perceptions across individuals suggests that while indeed there is a degree of shared understanding, there is no singular ground truth in every case: the

Table 2: Correlation results and relative improvement vs. human-human baseline.

Condition	ρ	% Δ vs. H-H
Human vs. Base GPT	0.165	-18%
Human vs. Human	0.201	-
Human vs. Consensus	0.260	+29%
Human vs. Fine-tuned GPT	0.294	+46%
Human vs. Personalized GPT	0.334	+66%

low levels of agreement in value annotations we observe appear even after training and gating to encourage shared understanding.

To acknowledge the inherent subjectivity of the task, we introduce a specialized framework for using LLMs for annotating subjective social science constructs. With this framework, we showcase a personalized LLM-based model that people agree with more than the base model, other people, or even consensus annotations. This approach represents a perspectivist approach (Fleisig et al. 2024) to modeling subjective constructs, which we believe is critical in the age of ontologically monolithic LLMs (Haghighi et al. 2025).

In light of the pros and cons of the Schwartz value system, we note that the measurement framework introduced here is agnostic to the underlying value system and can be flexibly adapted to other systems with ease. Future work should explore contrasting or complementing value systems well-suited for the particular domain (e.g., the social media context). This might include other existing theories of values such as the World Values Survey or Moral Foundations Theory, or methods for deriving bottom-up theories of values via attentional probes (Klingefjord, Lowe, and Edelman 2024), or inverse reinforcement learning (Oliveira et al. 2023), or combinatorially combining “moral molecules” (Curry et al. 2022). Another limitation is that this study recruited Americans to annotate X posts. How this generalizes beyond the US content and to other social media platforms remains important future work. We also note we used two GPT-based prefilters (comprehensibility, NSFW) in addition to a GPT-based upsampling by predicted value to identify relevant posts that conformed to our IRB. Future work should investigate how value labeling extends to incomprehensible, value-sparse and NSFW posts.

There are several implications of this research that are important to keep in mind. One is the implications for feed design. If a platform understands how an individual perceives values in content, it could tune their feed to highlight posts that resonate with their values. This opens the door to new feed designs that provide increased user control and alignment. This measurement also provides a more precise way to audit what values are currently being amplified by existing feed ranking algorithms. Finally, our results underscore the need for further research into the subjectivity of social constructs, particularly when they are measured in high stakes sociotechnical contexts.

Ethical Considerations

Our approach imagines a world in which value expressions can be readily assessed and measured. On one hand, this might open the door to new forms of persuasion and micro targeting. On the other, it might enable new forms of ranking algorithms that rank by values. This possibility raises important questions for who gets to determine this information (platforms? users?) and how are these value profiles stored. We note that our method for personalizing value predictions and the corresponding VCQ do not rely on any privacy-compromising or sensitive individual attributes, and therefore representing a promising and procedurally legitimate approach to store value profiles.

Furthermore, there is the concern that the value-based ranking approach outlined above could induce value-based filter bubbles. Future works should explore the potential to identify and design for *bridging values* that are held across partisan divides.

We note that our approach relies on the OpenAI API, which if used in a real social media setting, could cause privacy concerns for users who have not explicitly consented to sharing their feeds’ content or values with a third-party service. This could be rectified with local LLM implementations. This work has been approved by the IRB of our institution to ensure adherence to ethical standards.

Acknowledgments.

We thank the HAI Social Media AI working group at Stanford, the Digital Economy Lab, Stochastic Labs, HAI, and Project Liberty. Isabel O. Gallegos is supported by the Fannie & John Hertz Foundation and Stanford Knight-Hennessy Scholars graduate fellowship. We thank Alek Chakroff and Anna Leshinskaya for helpful discussion of the Schwartz Value System and Will Schultz for helpful feedback on this paper. This project was supported by the Stanford Institute for Human-Centered Artificial Intelligence and National Science Foundation grant IIS-2403433.

References

- Bail, C. 2022. *Breaking the social media prism: How to make our platforms less polarizing*. Princeton University Press.
- Basile, V.; Fell, M.; Fornaciari, T.; Hovy, D.; Paun, S.; Plank, B.; Poesio, M.; Uma, A.; et al. 2021. We need to consider disagreement in evaluation. In *Proceedings of the 1st workshop on benchmarking: past, present and future*, 15–21. Association for Computational Linguistics.
- Berger, P.; and Luckmann, T. 2016. The social construction of reality. In *Social theory re-wired*, 110–122. Routledge.
- Bernstein, M.; Christin, A.; Hancock, J.; Hashimoto, T.; Jia, C.; Lam, M.; Meister, N.; Persily, N.; Piccardi, T.; Saveski, M.; et al. 2023. Embedding societal values into social media algorithms. *Journal of Online Trust and Safety*, 2(1).
- Borenstein, N.; Arora, A.; Kaffee, L.-A.; and Augenstein, I. 2024. Investigating Human Values in Online Communities. *arXiv preprint arXiv:2402.14177*.

- Boyd, R.; Wilson, S.; Pennebaker, J.; Kosinski, M.; Stillwell, D.; and Mihalcea, R. 2015. Values in words: Using language to evaluate and understand personal values. In *Proceedings of the International AAAI Conference on Web and Social Media*, volume 9, 31–40.
- Chakroff, A. 2015. *Discovering structure in the moral domain*. Ph.D. thesis.
- Chen, R.; Zhang, X.; Luo, M.; Chai, W.; and Liu, Z. 2024. Pad: Personalized alignment of llms at decoding-time. *arXiv preprint arXiv:2410.04070*.
- Curry, O. S.; Alfano, M.; Brandt, M. J.; and Pelican, C. 2022. Moral molecules: Morality as a combinatorial system. *Review of Philosophy and Psychology*, 13(4): 1039–1058.
- Davidov, E.; Schmidt, P.; and Schwartz, S. H. 2008. Bringing values back in: The adequacy of the European Social Survey to measure values in 20 countries. *Public opinion quarterly*, 72(3): 420–445.
- Do, X. L.; Kawaguchi, K.; Kan, M.-Y.; and Chen, N. 2025. Aligning large language models with human opinions through persona selection and value-belief-norm reasoning. In *Proceedings of the 31st International Conference on Computational Linguistics*, 2526–2547.
- Epstein, Z.; Pennycook, G.; and Rand, D. 2020. Will the crowd game the algorithm? Using layperson judgments to combat misinformation on social media by downranking distrusted sources. In *Proceedings of the 2020 CHI conference on human factors in computing systems*, 1–11.
- Fleisig, E.; Blodgett, S. L.; Klein, D.; and Talat, Z. 2024. The Perspectivist Paradigm Shift: Assumptions and Challenges of Capturing Human Labels. *arXiv preprint arXiv:2405.05860*.
- Forbes, M.; Hwang, J. D.; Shwartz, V.; Sap, M.; and Choi, Y. 2020. Social chemistry 101: Learning to reason about social and moral norms. *arXiv preprint arXiv:2011.00620*.
- Frenda, S.; Abercrombie, G.; Basile, V.; Pedrani, A.; Panizon, R.; Cignarella, A. T.; Marco, C.; and Bernardi, D. 2025. Perspectivist approaches to natural language processing: a survey. *Language Resources and Evaluation*, 59(2): 1719–1746.
- Goren, P. 2020. Values and Public opinion. In *Oxford Research Encyclopedia of Politics*.
- Haghighi, N.; Yu, S.; Landay, J.; and Rosner, D. 2025. Ontologies in Design: How Imagining a Tree Reveals Possibilities and Assumptions in Large Language Models. *arXiv preprint arXiv:2504.03029*.
- Haidt, J. 2012. *The righteous mind: Why good people are divided by politics and religion*. Vintage.
- Heilman, R. M.; and Kusev, P. 2020. Personal values associated with prosocial decisions. *Behavioral Sciences*, 10(4): 77.
- Huang, S.; Durmus, E.; McCain, M.; Handa, K.; Tamkin, A.; Hong, J.; Stern, M.; Somani, A.; Zhang, X.; and Ganguli, D. 2025. Values in the Wild: Discovering and Analyzing Values in Real-World Language Model Interactions. *arXiv preprint arXiv:2504.15236*.
- Hwang, E.; Majumder, B. P.; and Tandon, N. 2023. Aligning language models to user opinions. *arXiv preprint arXiv:2305.14929*.
- Inglehart, R. 2020. *Modernization and postmodernization: Cultural, economic, and political change in 43 societies*. Princeton university press.
- Jang, J.; Kim, S.; Lin, B. Y.; Wang, Y.; Hessel, J.; Zettlemoyer, L.; Hajishirzi, H.; Choi, Y.; and Ammanabrolu, P. 2023. Personalized soups: Personalized large language model alignment via post-hoc parameter merging. *arXiv preprint arXiv:2310.11564*.
- Jia, C.; Lam, M. S.; Mai, M. C.; Hancock, J. T.; and Bernstein, M. S. 2024. Embedding democratic values into social media AIs via societal objective functions. *Proceedings of the ACM on Human-Computer Interaction*, 8(CSCW1): 1–36.
- Kiesel, J.; Alshomary, M.; Handke, N.; Cai, X.; Wachsmuth, H.; and Stein, B. 2022. Identifying the human values behind arguments. In *Proceedings of the 60th Annual Meeting of the Association for Computational Linguistics (Volume 1: Long Papers)*, 4459–4471.
- Klingefjord, O.; Lowe, R.; and Edelman, J. 2024. What are human values, and how do we align AI to them? *arXiv preprint arXiv:2404.10636*.
- Kolluri, A.; Su, R.; Jahanbakhsh, F.; Zhao, D.; Piccardi, T.; and Bernstein, M. S. 2026. Alexandria: A Library of Pluralistic Values for Realtime Re-Ranking of Social Media Feeds. *To appear in ICWSM 2026*.
- Krystallis, A.; Vassallo, M.; and Chrysosoidis, G. 2012. The usefulness of Schwartz’s ‘Values Theory’ in understanding consumer behaviour towards differentiated products. *Journal of Marketing Management*, 28(11-12): 1438–1463.
- Lazer, D.; Pentland, A.; Adamic, L.; Aral, S.; Barabási, A.-L.; Brewer, D.; Christakis, N.; Contractor, N.; Fowler, J.; Gutmann, M.; et al. 2009. Computational social science. *Science*, 323(5915): 721–723.
- Li, X.; Zhou, R.; Lipton, Z. C.; and Leqi, L. 2024. Personalized language modeling from personalized human feedback. *arXiv preprint arXiv:2402.05133*.
- McDonald, N.; Schoenebeck, S.; and Forte, A. 2019. Reliability and inter-rater reliability in qualitative research: Norms and guidelines for CSCW and HCI practice. *Proceedings of the ACM on human-computer interaction*, 3(CSCW): 1–23.
- Mokhberian, N.; Abeliuk, A.; Cummings, P.; and Lerman, K. 2020. Moral framing and ideological bias of news. In *International conference on social informatics*, 206–219. Springer.
- Nguyen, T. D.; Chen, Z.; Carroll, N. G.; Tran, A.; Klein, C.; and Xie, L. 2024. Measuring moral dimensions in social media with mformer. In *Proceedings of the international AAAI conference on web and social media*, volume 18, 1134–1147.
- Nowak, S.; and Rügger, S. 2010. How reliable are annotations via crowdsourcing: a study about inter-annotator agreement

- for multi-label image annotation. In *Proceedings of the international conference on Multimedia information retrieval*, 557–566.
- Oliveira, N.; Li, J.; Khalvati, K.; Barragan, R. C.; Reinecke, K.; Meltzoff, A. N.; and Rao, R. P. 2023. Culturally-Attuned Moral Machines: Implicit Learning of Human Value Systems by AI through Inverse Reinforcement Learning. *arXiv preprint arXiv:2312.17479*.
- Orlikowski, M.; Röttger, P.; Cimiano, P.; and Hovy, D. 2023. The ecological fallacy in annotation: Modelling human label variation goes beyond sociodemographics. *arXiv preprint arXiv:2306.11559*.
- Piccardi, T.; Saveski, M.; Jia, C.; Hancock, J. T.; Tsai, J. L.; and Bernstein, M. 2024. Social Media Algorithms Can Shape Affective Polarization via Exposure to Antidemocratic Attitudes and Partisan Animosity. *arXiv preprint arXiv:2411.14652*.
- Plank, B. 2022. The ‘Problem’ of Human Label Variation: On Ground Truth in Data, Modeling and Evaluation. *arXiv preprint arXiv:2211.02570*.
- Ponizovskiy, V.; Ardag, M.; Grigoryan, L.; Boyd, R.; Dobe-wall, H.; and Holtz, P. 2020. Development and validation of the personal values dictionary: A theory-driven tool for investigating references to basic human values in text. *European Journal of Personality*, 34(5): 885–902.
- Qiu, L.; Zhao, Y.; Li, J.; Lu, P.; Peng, B.; Gao, J.; and Zhu, S.-C. 2022. Valuenet: A new dataset for human value driven dialogue system. In *Proceedings of the AAAI Conference on Artificial Intelligence*, volume 36, 11183–11191.
- Russell, S.; Dewey, D.; and Tegmark, M. 2015. Research priorities for robust and beneficial artificial intelligence. *AI magazine*, 36(4): 105–114.
- Schultz, P. W.; and Zelezny, L. C. 1998. Values and proenvironmental behavior: A five-country survey. *Journal of cross-cultural psychology*, 29(4): 540–558.
- Schwartz, S. H. 1992. Universals in the content and structure of values: Theoretical advances and empirical tests in 20 countries. In *Advances in experimental social psychology*, volume 25, 1–65. Elsevier.
- Schwartz, S. H.; and Cieciuch, J. 2022. Measuring the refined theory of individual values in 49 cultural groups: psychometrics of the revised portrait value questionnaire. *Assessment*, 29(5): 1005–1019.
- Schwartz, S. H.; Cieciuch, J.; Vecchione, M.; Davidov, E.; Fischer, R.; Beierlein, C.; Ramos, A.; Verkasalo, M.; Lönnqvist, J.-E.; Demirutku, K.; et al. 2012. Refining the theory of basic individual values. *Journal of personality and social psychology*, 103(4): 663.
- Snow, R.; O’connor, B.; Jurafsky, D.; and Ng, A. Y. 2008. Cheap and fast—but is it good? evaluating non-expert annotations for natural language tasks. In *Proceedings of the 2008 conference on empirical methods in natural language processing*, 254–263.
- Soden, R.; Toombs, A.; and Thomas, M. 2024. Evaluating interpretive research in HCI. *Interactions*, 31(1): 38–42.
- Sorensen, T.; Jiang, L.; Hwang, J. D.; Levine, S.; Pyatkin, V.; West, P.; Dziri, N.; Lu, X.; Rao, K.; Bhagavatula, C.; et al. 2024. Value kaleidoscope: Engaging ai with pluralistic human values, rights, and duties. In *Proceedings of the AAAI Conference on Artificial Intelligence*, volume 38, 19937–19947.
- Stathopoulou, A.; and Balabanis, G. 2019. The effect of cultural value orientation on consumers’ perceptions of luxury value and proclivity for luxury consumption. *Journal of Business Research*, 102: 298–312.
- Stray, J. 2020. Aligning AI optimization to community well-being. *International Journal of Community Well-Being*, 3(4): 443–463.
- Stray, J.; Halevy, A.; Assar, P.; Hadfield-Menell, D.; Boutilier, C.; Ashar, A.; Bakalar, C.; Beattie, L.; Ekstrand, M.; Leibowicz, C.; et al. 2024. Building human values into recommender systems: An interdisciplinary synthesis. *ACM Transactions on Recommender Systems*, 2(3): 1–57.
- Suh, J.; Jahanparast, E.; Moon, S.; Kang, M.; and Chang, S. 2025. Language model fine-tuning on scaled survey data for predicting distributions of public opinions. *arXiv preprint arXiv:2502.16761*.
- Van Der Meer, M.; Vossen, P.; Jonker, C. M.; and Murukannaiah, P. K. 2023. Do Differences in Values Influence Disagreements in Online Discussions? *arXiv preprint arXiv:2310.15757*.
- Weinzierl, M. A.; and Harabagiu, S. M. 2022. From hesitancy framings to vaccine hesitancy profiles: A journey of stance, ontological commitments and moral foundations. In *Proceedings of the International AAAI Conference on Web and Social Media*, volume 16, 1087–1097.
- Ziems, C.; Held, W.; Shaikh, O.; Chen, J.; Zhang, Z.; and Yang, D. 2024. Can large language models transform computational social science? *Computational Linguistics*, 50(1): 237–291.

Appendix

Attention checks

Our first attention check included an image of the digits 15 and a textbox asking “Please enter the number you see in the image (use numerical digits)” Our second attention check asked the participant: “Help us keep track of who is paying attention, please select - “Somewhat disagree” in the options below.”)

Post Text	Value
Pat Cummins decided to take a break from IPL 2023 due to hectic cricket season in International cricket then; - Won the WTC as captain. - Retained Ashes as captain. - Won the WC as captain. Captain, Leader, Legend, Cummins.	Achievement: success according to social standards
TOMORROW: I have an hourlong exclusive that we are broadcasting live for @BloombergTV with Citadel founder Ken Griffin, whose hedge fund recently surpassed Bridgewater as the world's most profitable. Send questions!! There's a lot on the agenda...	Achievement: success according to social standards
Being pro-palestine doesn't EVER mean that it gives you the right to be antisemitic. Jewish people have been our greatest allies, brothers, sisters since 7th october than anyone else on this fucking earth. if you're being antisemitic, youre not pro-palestine. we dont want you	Caring: devotion to the welfare of ingroup members
This morning, I proudly signed the Korean American VALOR Act into law – providing a pathway for thousands of Korean American Vietnam War veterans to access VA health care. Because of this law, they'll have the care and benefits they earned.	Caring: devotion to the welfare of ingroup members
Over 2000 years ago a child was born that came to die for all of our sins. He is the Christ, the living God, the Saviour of the world. Love Him with all your heart, because He loves you. Have a blessed Christmas everyone.	Caring: devotion to the welfare of ingroup members
R.I.P. My father, Marine Staff Sergeant Randolph Elder; my little brother Dennis Elder, Army Vietnam Vet; my older brother Kirk Randolph Elder, Navy Vietnam Era Vet; my nephew Eric Randolph Elder, Army Congressional Gold Medal: #Veterans-Day2023	Caring: devotion to the welfare of ingroup members
The choice for GOP primary voters: Do we want "reform" or revolution? Do we aspire to "normalcy" or excellence? Do we want Super PAC puppets or patriots who speak the TRUTH? Clinton, IA .	Lawfulness: compliance with rules, laws, and formal obligations
After years, the People's Republic of China and the United States are restarting cooperation on counternarcotics. In particular, we seek to reduce the flow of precursor chemicals and pill presses fueling the fentanyl crisis.	Rule conformity: compliance with rules, laws, and formal obligations
A man has been arrested on suspicion of manslaughter following the death of ice hockey player Adam Johnson during a game in October, UK police say.	Personal security: safety in one's immediate environment
getting the nice plates out for the holidays	Novelty: excitement, novelty, and change
getting the nice plates out for the holidays	Hedonism: pleasure and sensuous gratification
Darius Jackson allegedly denies abusing Keke Palmer. A "source" tells TMZ they were arguing over custody and photos in restraining order were him and Palmer wrestling over her phone. Also included is a video of Palmer's mom threatening to put a bullet in his head . . . Keke Palmer cradling her baby son Leodis as she steps out for the first time since being granted temporary sole custody and a restraining order against her allegedly 'abusive' ex Darius Jackson:	Reputation: security and power through maintaining one's public image and avoiding
Merry Christmas to ALL my followers on I am GUILTY of loving America too much I am GUILTY of being ULTRA MAGA I am GUILTY of loving all of you Am I on the Naughty List ?	Resources: power through control of material and social resources
""Every day is a gift."" - Art Loveley"	Self-directed actions: freedom to determine one's own actions
Couple breaks down when their cat returns after going missing	Stimulation: excitement, novelty, and change
Being pro-palestine doesn't EVER mean that it gives you the right to be antisemitic. Jewish people have been our greatest allies, brothers, sisters since 7th october than anyone else on this fucking earth. if you're being antisemitic, youre not pro-palestine. we dont want you	Tradition: maintaining and preserving cultural, family, or religious tradition
Over 2000 years ago a child was born that came to die for all of our sins. He is the Christ, the living God, the Saviour of the world. Love Him with all your heart, because He loves you. Have a blessed Christmas everyone.	Tradition: maintaining and preserving cultural, family, or religious tradition
The choice for GOP primary voters: Do we want "reform" or revolution? Do we aspire to "normalcy" or excellence? Do we want Super PAC puppets or patriots who speak the TRUTH? Clinton, IA .	Tradition: maintaining and preserving cultural, family, or religious tradition
UFC Champion Islam Makhachev just shared this pro-Palestine graphic!	Universal concern: commitment to equality, justice, and protection for all people
I'm proud to establish a new White House Initiative on Women's Health Research, an effort led by the First Lady and my Gender Policy Council. Together, they'll work to ensure our Administration does everything it can to drive innovation in women's health and close research gaps.	Equality: commitment to equality, justice, and protection for all people
Hey, remember when everyone endured like two straight years of trauma and then did nothing to address it and we all collectively and institutionally buried it way down deep under the constant productive pressures of capitalism? Probably fine	Equality: commitment to equality, justice, and protection for all people
Being pro-palestine doesn't EVER mean that it gives you the right to be antisemitic. Jewish people have been our greatest allies, brothers, sisters since 7th october than anyone else on this fucking earth. if you're being antisemitic, youre not pro-palestine. we dont want you	Equality: commitment to equality, justice, and protection for all people
Merry Christmas to ALL my followers on I am GUILTY of loving America too much I am GUILTY of being ULTRA MAGA I am GUILTY of loving all of you Am I on the Naughty List ?	Independent thinking: freedom to cultivate one's own ideas and abilities
It's ironic to me that people who deny Jesus still observe Christmas and Easter by taking those days off. Devout atheists should work right through the holidays if they are serious about their denial.	Independent thinking: freedom to cultivate one's own ideas and abilities
TOMORROW: I have an hourlong exclusive that we are broadcasting live for @BloombergTV with Citadel founder Ken Griffin, whose hedge fund recently surpassed Bridgewater as the world's most profitable. Send questions!! There's a lot on the agenda...	Wealth: control of material and social resources

Table A1: Value Calibration Questionnaire (VCQ) developed to personalize value predictions

Task -- I will provide a Twitter post alongside a codebook that describes in which settings Twitter posts are comprehensible Tweets, and in which settings Tweets lack understandability. I want you to apply each concept in the codebook to determine why and to what degree the concept the applies to the post. As you answer, please take the following steps:

Step 1) For each concept in the codebook, describe whether and to what degree the Tweet illustrates comprehensible, or uncomprehensible behavior, with the following format: "<CONCEPT 1>": "Why": "<explanation of how the concept applies to the post>", "Rating": <rating>, ..., "<CONCEPT N>": "Why": "<explanation of how the concept applies to the post>", "Rating": <rating>. ("Codebook Application")

Use the following scale to assign your rating:
0="the post strongly exhibits uncomprehensible behavior for the given concept"
1="the post somewhat exhibits uncomprehensible behavior for the given concept"
2="the post somewhat exhibits comprehensible behavior for the given concept"
3="the post strongly exhibits comprehensible behavior for the given concept"

Step 2) Summarizing your reasoning in Steps 1 and 2, determine a single rating for whether the post is comprehensible, or uncomprehensible: "Final Rating": "Why": "<explanation of final rating>", "Rating": <rating>. ("Agreement Rating")

Use the following scale to assign your rating: 0="the post strongly exhibits uncomprehensible behavior" 1="the post somewhat exhibits uncomprehensible behavior" 2="the post somewhat exhibits comprehensible behavior" 3="the post strongly exhibits comprehensible behavior"

Codebook --

READABILITY: Readable -- Well-structured, coherent, and easily understandable language that facilitates the comprehension of the expressed values; Unreadable -- Poorly structured, incoherent, or overly complex language that hinders understanding of the message

COHERENCE: Coherent -- Logically structured, with a clear progression of ideas that underscore the expressed meaning; Incoherent -- Disjointed or lacking logical flow, making it difficult to discern any underlying meaning

SPAM BEHAVIOR: Authentic -- Content is original, personal, and specifically targets relevant issues; Spammy -- Repetitive, unsolicited, or irrelevant content or appears automated

CONTEXT REQUIRED FOR UNDERSTANDING: SelfContained -- Minimal to no additional context required, as the post is self-contained and clear; RequiresContext -- Requires external information or additional context for understanding due to vagueness or lack of focus

Output Format -- Output your message in JSON, where you provide the following:
"Codebook Application": "<CONCEPT 1>": "Why": "<explanation of how the concept applies to the post>", "Rating": <integer from 0-3>, ..., "<CONCEPT N>": "Why": "<explanation of how the concept applies to the post>", "Rating": <integer from 0-3> , "Final Rating": "Why": "<explanation of final rating>", "Rating": <integer from 0-3>

Social Media Post --
{post}

Table A2: Prompt for comprehension check

Task -- I will provide a Twitter post alongside a codebook that describes in which settings Twitter posts are comprehensible Tweets, and in which settings Tweets lack understandability. I want you to apply each concept in the codebook to determine why and to what degree the concept the applies to the post. As you answer, please take the following steps:

Step 1) For each concept in the codebook, describe whether and to what degree the Tweet illustrates comprehensible, or incomprehensible behavior, with the following format:
 "<CONCEPT 1>": "Why": "<explanation of how the concept applies to the post>", "Rating": <rating>, ..., "<CONCEPT N>": "Why": "<explanation of how the concept applies to the post>", "Rating": <rating>. ("Codebook Application")

Use the following scale to assign your rating:
 0="This post does not contain NSFW content at all"
 1="This post contains a little bit of NSFW content"
 2="This post moderately contains NSFW content"
 3="This post strongly contains NSFW content"

Step 2) Summarizing your reasoning in Steps 1 and 2, determine a single rating for whether the post is NSFW: "Final Rating": "Why": "<explanation of final rating>", "Rating": <rating>. ("Agreement Rating")

Use the following scale to assign your rating:
 0="This post does not contain NSFW content at all"
 1="This post contains a little bit of NSFW content"
 2="This post moderately contains NSFW content"
 3="This post strongly contains NSFW content"

Codebook --
 SEXUAL: Sexual -- Contains graphic imagery or text that is sexually explicit; NotSexual -- Does not contain sexually explicit imagery. Safe for the workplace.
 VIOLENT: Violent -- Contains graphic imagery or text that describes violence in an explicit or egregious way; NonViolnet -- Contains no reference to violence
 DEROGATORY: Derogatory -- Contains derogatory imagery or text that could make someone uncomfortable; NonDerogatory -- Does not contain any derogatory imagery or text

Output Format -- Output your message in JSON, where you provide the following:
 "Codebook Application": "<CONCEPT 1>": "Why": "<explanation of how the concept applies to the post>", "Rating": <integer from 0-3>, ..., "<CONCEPT N>": "Why": "<explanation of how the concept applies to the post>", "Rating": <integer from 0-3> , "Final Rating": "Why": "<explanation of final rating>", "Rating": <integer from 0-3>

Social Media Post --
 ### {post} ###

Table A3: Prompt for NSFW check

'Consider the following set of concepts, listed as !<CONCEPT>! : !<DEFINITION>!

- FACE_SCHWARTZ: Security and power through maintaining one's public image and avoiding humiliation; not wanting to be shamed by anyone, protecting one's public image, wanting to always be treated with respect and dignity by people
- DOMINANCE_SCHWARTZ: Power through exercising control over people; wanting people to do what one says, wanting to be the most influential person in any group, wanting to be the one who tells others what to do
- RESOURCES_SCHWARTZ: Power through control of material and social resources; wanting to have the feeling of power that money can bring, wanting to be wealthy, pursuit of high status and power
- ACHIEVEMENT_SCHWARTZ: Success according to social standards; being ambitious, wanting to be successful, wanting people to admire one's achievements
- HEDONISM_SCHWARTZ: Pleasure and sensuous gratification; having a good time, enjoying life's pleasures, taking advantage of every opportunity to have fun
- SELF_DIRECTED_THOUGHTS_SCHWARTZ: Freedom to cultivate one's own ideas and abilities; being creative, forming one's own opinions and having original ideas, learning things for oneself and improving one's abilities
- SELF_DIRECTED_ACTIONS_SCHWARTZ: Freedom to determine one's own actions; making one's own decisions about one's life, doing everything independently, freedom to choose what one does
- STIMULATION_SCHWARTZ: Excitement, novelty, and change; looking for different kinds of things to do, excitement in life, wanting to have all sorts of new experiences
- PERSONAL_SECURITY_SCHWARTZ: Safety in one's immediate environment; avoiding anything that might endanger one's safety, personal security, wanting to live in secure surroundings
- SOCIETAL_SECURITY_SCHWARTZ: Safety and stability in the wider society; wanting one's country to protect itself against all threats, wanting the state to be strong so it can defend its citizens, wanting to have order and stability in society
- TRADITION_SCHWARTZ: Maintaining and preserving cultural, family, or religious traditions; maintaining traditional values or beliefs, following one's family customs or the customs of a religion, valuing the traditional practices of one's culture
- RULES_CONFORMITY_SCHWARTZ: Compliance with rules, laws, and formal obligations; wanting to do what people in authority say, following rules even when no one is watching, obeying all the laws
- INTERPERSONAL_CONFORMITY_SCHWARTZ: Avoidance of upsetting or harming other people; avoiding upsetting other people, not being annoying to anyone, trying to be tactful and avoid irritating people
- HUMILITY_SCHWARTZ: Recognizing one's insignificance in the larger scheme of things; not drawing attention to oneself, being humble, being satisfied with what one has and not to ask for more
- DEPENDABILITY_SCHWARTZ: Being a reliable and trustworthy member of the ingroup; being loyal to those who are close, going out of one's way to be a dependable and trustworthy friend, wanting those one spends time with to be able to rely on one completely
- CARING_SCHWARTZ: Devotion to the welfare of ingroup members; helping people who are dear to oneself, caring for the well-being of people one is close to, trying to always be responsive to the needs of family and friends
- UNIVERSAL_CONCERN_SCHWARTZ: Commitment to equality, justice, and protection for all people; protecting society's weak and vulnerable members, wanting every person in the world to have equal opportunities in life, wanting everyone to be treated justly even people one doesn't know
- PRESERVATION_OF_NATURE_SCHWARTZ: Preservation of the natural environment; believing that one should care for nature, working against threats to the world of nature, protecting the natural environment from destruction or pollution
- TOLERANCE_SCHWARTZ: Acceptance and understanding of those who are different from oneself; promoting harmony and peace among diverse groups, listening to people who are different from oneself, wanting to understand people even when disagreeing with them

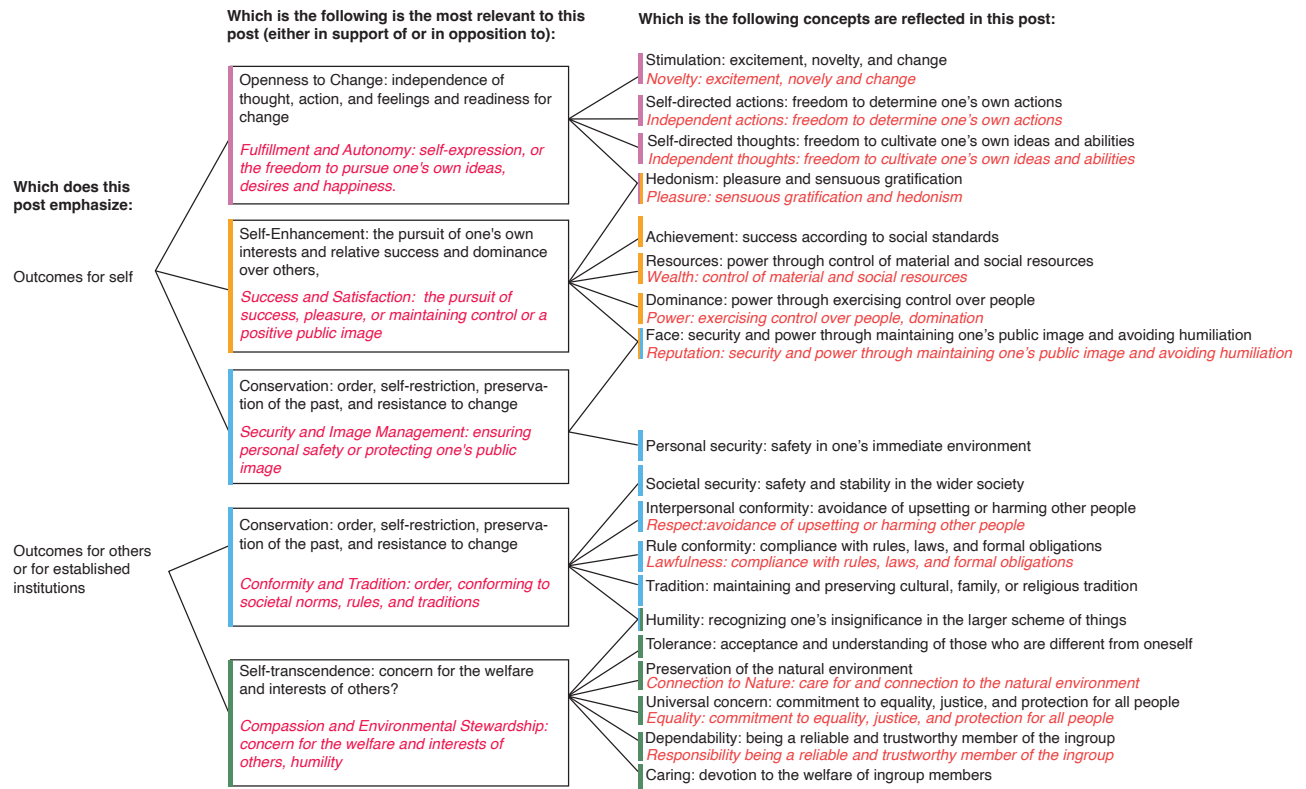
For each concept, rate whether the message reflects the concept on a Likert scale with options [0, 1, 2, 3, 4, 5, 6], where: 0 = This post does not reflect this concept at all 1 = This post reflects this concept a little bit 6 = This post reflects this concept strongly

A concept can be reflected if the message either supports or opposes the concept.

Output: One JSON dictionary of the following format. Rating is a dictionary of key value pairs, with each key being a concept and each value your rating for that concept:

"Rating": {'Concept': !<RATING>!

Table A4: Prompt for value expression



Trees communicate and share nutrients via mycorrhizal networks. It is important to care for nature.

Which does this post emphasize:

Outcomes for self, OR

Outcomes for others or for established institutions?

Trees communicate and share nutrients via mycorrhizal networks. It is important to care for nature.

Which of the following concepts is the most relevant to this post? A concept is relevant if the post is either in support of or in opposition to the concept.

Conformity and Tradition: order, conforming to societal norms, rules, and traditions, OR

Compassion and Environmental Stewardship: concern for the welfare and interests of others, humility?

Trees communicate and share nutrients via mycorrhizal networks. It is important to care for nature.

Which of the following concepts are reflected in this post:

	1 - This post does not reflect this concept at all	2 - This post reflects this concept a little bit	3	4	5	6	7 - This post reflects this concept strongly
Responsibility: being a reliable and trustworthy member of the ingroup	<input type="radio"/>	<input checked="" type="radio"/>	<input type="radio"/>	<input type="radio"/>	<input type="radio"/>	<input type="radio"/>	<input type="radio"/>
Caring: devotion to the welfare of ingroup members	<input type="radio"/>	<input type="radio"/>	<input type="radio"/>	<input type="radio"/>	<input type="radio"/>	<input type="radio"/>	<input type="radio"/>
Humility: recognizing one's insignificance in the larger scheme of things	<input type="radio"/>	<input type="radio"/>	<input type="radio"/>	<input type="radio"/>	<input type="radio"/>	<input type="radio"/>	<input type="radio"/>
Equality: commitment to equality, justice, and protection for all people	<input type="radio"/>	<input type="radio"/>	<input type="radio"/>	<input type="radio"/>	<input type="radio"/>	<input type="radio"/>	<input type="radio"/>
Connection to Nature: care for and connection to the natural environment	<input type="radio"/>	<input type="radio"/>	<input type="radio"/>	<input type="radio"/>	<input type="radio"/>	<input type="radio"/>	<input type="radio"/>
Tolerance: acceptance and understanding of those who are different from oneself	<input type="radio"/>	<input type="radio"/>	<input type="radio"/>	<input type="radio"/>	<input type="radio"/>	<input type="radio"/>	<input type="radio"/>

Figure A1: Top: Recursive tree structure for value annotation. Red indicates modifications we took to make the categories more interpretable for raters and salient to the social media context. Bottom: Example of recursive labeling scheme for gating post

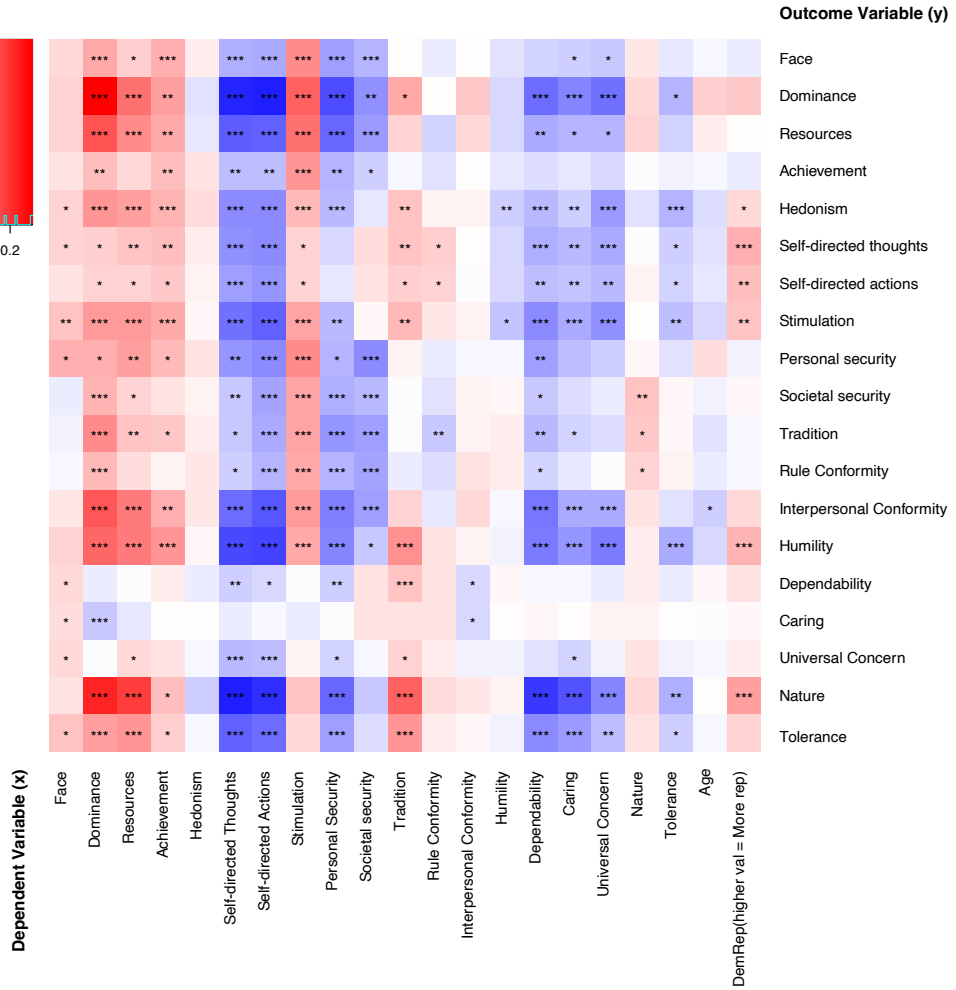
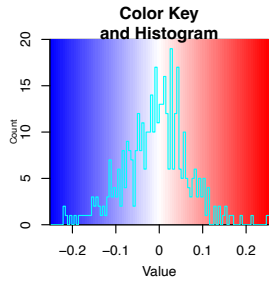


Figure A2: Regression coefficients in predicting value annotations (y) from a given value that that individual holds (x), as well as demographics such as age and partisanship.

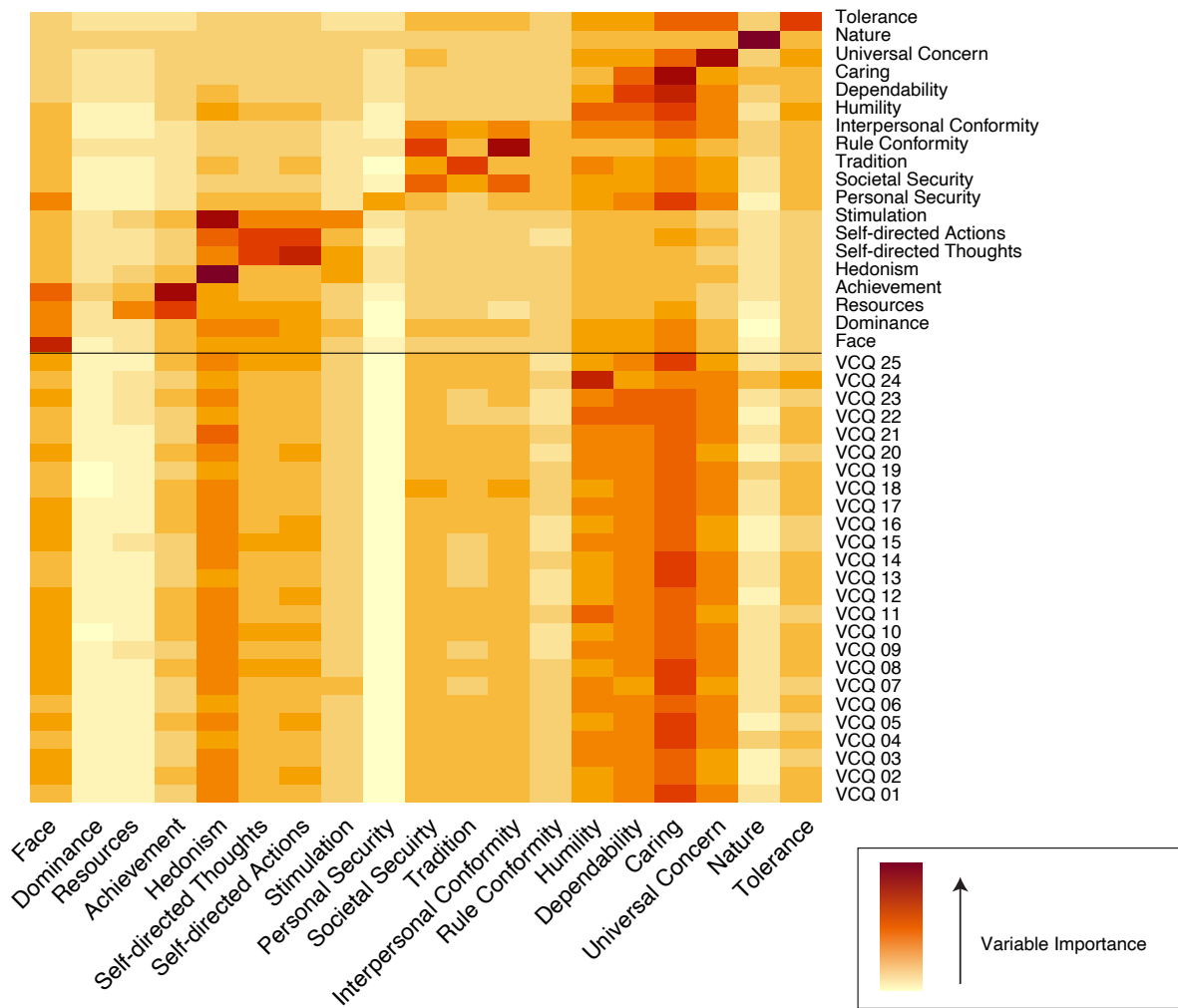


Figure A3: Variable importance of input variables (rows) for each of the random forest models (columns)