

Dynamic Sparsity: Challenging Common Sparsity Assumptions for Learning World Models in Robotic Reinforcement Learning Benchmarks

Muthukumar Pandaram^{*1}, Jakob Hollenstein^{*1}, David Drexel^{*1},
Samuele Tosatto^{1,2}, Antonio Rodríguez-Sánchez¹, Justus Piater^{1,2}

¹Department of Computer Science, University of Innsbruck, Austria

²Digital Science Center, University of Innsbruck, Austria

{muthukumar.pandaram,jakob.hollenstein,david.drexel}@uibk.ac.at

Abstract

The use of learned dynamics models, also known as *world models*, can improve the sample efficiency of reinforcement learning. Recent work suggests that the underlying *causal graphs* of such dynamics models are sparsely connected, with each of the future state variables depending only on a small subset of the current state variables, and that learning may therefore benefit from *sparsity priors*. Similarly, *temporal sparsity*, i.e. sparsely and abruptly changing local dynamics, has also been proposed as a useful inductive bias. In this work, we critically examine these assumptions by analyzing ground-truth dynamics from a set of robotic reinforcement learning environments in the MuJoCo Playground benchmark suite, aiming to determine whether the proposed notions of state and temporal sparsity actually tend to hold in typical reinforcement learning tasks. We study (i) whether the causal graphs of environment dynamics are sparse, (ii) whether such sparsity is state-dependent, and (iii) whether local system dynamics change sparsely. Our results indicate that global sparsity is rare, but instead the tasks show local, *state-dependent* sparsity in their dynamics and this sparsity exhibits distinct structures, appearing in temporally localized clusters (e.g., during contact events) and affecting specific subsets of state dimensions. These findings challenge common sparsity prior assumptions in dynamics learning, emphasizing the need for grounded inductive biases that reflect the state-dependent sparsity structure of real-world dynamics.

1 Introduction

Reinforcement Learning (RL) promises to enable robots to learn complex, adaptive behaviors autonomously. However, it is often sample-inefficient due to the large number of environment interactions required.

Model-Based Reinforcement Learning (MBRL) addresses this issue by learning models of the environment’s dynamics, also called *world models* (Sutton 1988; Schmidhuber 2015; Ha and Schmidhuber 2018). This allows agents to simulate interactions and plan effectively with fewer real-world samples (Schmidhuber 1990a, 1991, 1990b,c; Hafner et al. 2019a, 2025). These models learn *dense dynamics* where future state values are predicted based on the whole set of the current

state values leading to learning spurious correlations between the states (Wang et al. 2021). This leads to poor generalization and accuracy of prediction. To address this, recent research has proposed incorporating sparsity as an inductive bias into the learning of dynamics models for Model-Based Reinforcement Learning (MBRL), framing them as *causal models* (Wang et al. 2022, 2024; Lei, Schölkopf, and Posner 2024). These causal models are often assumed to be *sparsely connected*, meaning that each future state variable depends only on a limited subset of the current state variables and actions (Wang et al. 2022, 2024; Hwang et al. 2024; Lange and Kording 2025). Additionally, some studies advocate for modeling *temporal sparsity*, where dynamics change abruptly due to discrete latent transitions in the environment (Gumbsch, Butz, and Martius 2021; Jain et al. 2021; Orujlu et al. 2025).

Despite these promising directions, such assumptions are often validated only in controlled or synthetic environments, e.g. manipulation tasks with unmodifiable state variables and unmovable objects (Wang et al. 2022). It remains uncertain whether these sparsity assumptions extend from custom problems with known causal graphs to complex robotic environments featuring contacts and dynamic interactions.

In this paper, we explore the validity of these sparsity-based priors using ground-truth dynamics from the *MuJoCo Playground* (Zakka et al. 2025), a suite of physics-based robotic benchmarks widely used in RL research. We focus our analysis on the *Jacobian matrices* of the transition function, which capture how future states linearly change with respect to current states and actions. This is connected to sparsity in the underlying causal structure, since the absence of causal influence implies zero elements in the Jacobian. We address four key questions:

- (Q1) Do the true dynamics exhibit sparsity in their causal structure?
- (Q2) Is such sparsity dependent on the current state?
- (Q3) Do the dynamics undergo temporally sparse transitions?
- (Q4) Does Naive MLP Training Recover the Ground-Truth Dynamics’ Sparsity?

2 Related Work

In this section, we review prior research most relevant to our work, beginning with general developments in continuous

^{*}These authors contributed equally.

control environments and reinforcement learning, then narrowing our focus to methods concerned with modeling and learning environment dynamics with sparsity priors.

Continuous Control Environments Continuous control tasks, such as those modeled by MuJoCo (Todorov, Erez, and Tassa 2012), DeepMind Control Suite (Tassa et al. 2018), Brax (Freeman et al. 2021) and MuJoCo Playground (Zakka et al. 2025), have become standard benchmarks for evaluating reinforcement learning (RL) algorithms due to challenging high-dimensional, continuous state and action spaces, requiring agents to learn smooth control policies for locomotion or manipulation. In this work, we focus on the continuous control tasks shown in Figure 1 from Mujoco Playground.

Continuous Control through RL Model-free approaches, such as DDPG (Lillicrap et al. 2019), PPO (Schulman et al. 2017), and SAC (Haarnoja et al. 2018), have achieved impressive results in continuous control. These methods typically rely on large amounts of interaction data, which limits their sample efficiency. In contrast, model-based RL approaches seek to improve sample efficiency by learning a predictive model of the environment’s dynamics. Notable methods include PETS (Chua et al. 2018), PlaNet (Hafner et al. 2019b), and Dreamer (Hafner et al. 2019a, 2021, 2025), which learn latent dynamics models to plan actions or improve policy learning. Efforts have also explored hybrid model-based/model-free strategies, where learned models are used to generate synthetic rollouts or augment training data. (Janner et al. 2019).

World Models and Sparse Dynamics Learning A growing body of work (Pitis, Creager, and Garg 2020; Wang et al. 2021, 2022, 2024; Hwang et al. 2024; Zhao et al. 2025) focuses on learning structured models of the world by combining world model learning (Ha and Schmidhuber 2018) with causal representation learning (Schölkopf et al. 2021). The main motivation for these methods is that incorporating causal structure into learning dynamics models can increase generalizability, particularly under distribution shifts or changes in controllable factors (Wang et al. 2021). Recent works (Wang et al. 2021, 2022, 2024) propose inducing causal structure by incorporating sparsity into dynamics model learning. These works argue that dense models, which use all current states and actions to predict future states, are prone to capturing spurious correlations between unrelated features. This reduces prediction accuracy and hinders generalization. They propose learning a global context *independent* causal graph and assume that the local dependencies do not change over time.

Some further methods have tried to learn the fine-grained causal relationships through context specific independence or state dependent sparsity in the causal graphs by learning local causal models (Pitis, Creager, and Garg 2020; Pitis et al. 2022; Chitnis et al. 2021; Hwang et al. 2024). These works learn the local causal graphs for different purposes, such as data augmentation for RL agents (Pitis, Creager, and Garg 2020; Pitis et al. 2022) or exploration (Wang et al. 2023). These local causal models are learnt in various ways such as using attention scores (Pitis, Creager, and Garg 2020), exam-

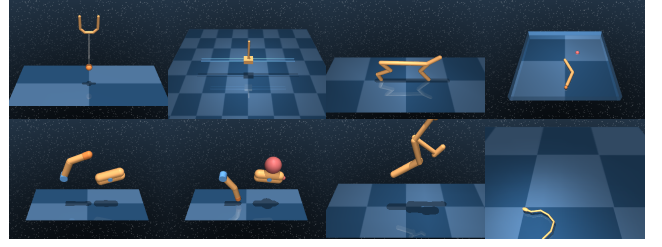


Figure 1: Benchmark Environments: (top) BallInCup, Cart-poleBalance, CheetahRun, ReacherHard, (bottom) FingerSpin, FingerTurnEasy, WalkerRun, SwimmerSwimmer6

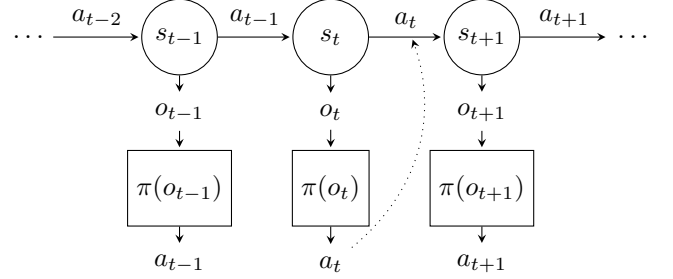


Figure 2: The simulator’s ground-truth-state is denoted by s_t and is advanced by the simulator’s $\text{step}(s_t, a_t)$ function to produce s_{t+1} . Each of these states produces a corresponding observation o_t , that is used by the trained agent to choose an action. In this work, we analyze the dynamics of the ground truth state s_{t+1} with respect to the current state s_t , instead of its observation o_t .

ining the Jacobians of the learned dynamics model (Wang et al. 2023; Zhao et al. 2025), vector quantization of local subgraphs (Hwang et al. 2024; Zhao et al. 2025), or using hard-attention in a Transformer world model with sparsity regularisation (Lei, Schölkopf, and Posner 2024). Similarly, Orujlu et al. (2025) use RL agents to dynamically construct sparse, time-varying causal graphs, instead of the soft, dense connections typical of Transformers. Gumbsch, Butz, and Martius (2021) and Jain et al. (2021) model sparsity in the temporal evolution of latent states through the use of L0 regularization and variational sparse gating mechanisms respectively.

All the works discussed in this section so far learn dynamics models in custom environments predominantly with known causal graphs, under the assumption that sparsity provides a useful inductive bias for MBRL in these environments. However, it was unclear if this assumption actually holds for the true dynamics of *common* continuous-control reinforcement learning environments as well. In this work we systematically investigate this.

3 Background and Notation

In this paper we focus on robotic RL benchmarks and in particular DM Control Suite environments (Tassa et al. 2018), as implemented in the MuJoCo Playground (Zakka et al. 2025), for the differentiable MJX simulator a version of MuJoCo

Environment	Dimension		Zero Jacobian Elements	
	State	Action	State (%)	Action
BallInCup	8	2	0 (0.00)	0
CartpoleBalance	4	1	0 (0.00)	0
CheetahRun	18	6	17 (5.25)	0
ReacherHard	4	2	3 (18.75)	0
FingerSpin	6	2	0 (0.00)	0
FingerTurnEasy	6	2	0 (0.00)	0
WalkerRun	18	6	17 (5.25)	0
SwimmerSwimmer6	16	5	30 (11.72)	0

Table 1: This table shows the counts of elements in the state and action Jacobian that remain constantly zero across multiple rollouts, per environment. As this gives an upper bound for the sparsity in the underlying global causal graph, it indicates that global sparsity is mostly absent from these environments.

(Todorov, Erez, and Tassa 2012) written in Jax (Bradbury et al. 2018). The considered systems are vector-valued, discrete time and time-invariant, and their evolution is fully captured by $s_{t+1} = \text{step}(s_t, a_t)$ where $s_t, s_{t+1} \in \mathbb{R}^{d_s}$ are d_s dimensional vectors representing the ground truth states, $a_t \in \mathbb{R}^{d_a}$ is a d_a dimensional vector representing the control signal (a.k.a. *action*), and $\text{step} : \mathbb{R}^{d_s} \times \mathbb{R}^{d_a} \rightarrow \mathbb{R}^{d_s}$ is the simulator’s step function¹ that calculates the next state. To interact with the environment, a stochastic policy $\pi : \mathbb{R}^{d_o} \rightarrow \mathcal{P}(\mathbb{R}^{d_a})$ accesses a d_o -dimensional vector called *observation* $o_t = f_o(s_t)$ that gives some relevant information about the ground-truth state, but is not, in general, a bijection. The actions are sampled from the stochastic policy, i.e., $a_t \sim \pi(\cdot | o_t)$. Note that all vectors in this manuscript are columns, if not stated otherwise.

Sparse Causal Graphs The dynamics model, i.e., the step function, can be viewed as a vector of scalar-valued component functions, mapping the vector valued inputs to the scalar output of each separate state dimension i , i.e., $(s_t, a_t) \mapsto s_{t+1}^{(i)}$. These scalar valued output functions may depend only on a subset of the input variables (s_t^l, a_t^l) where $s_t^l \subseteq s_t = \{s_t^{(1)}, \dots, s_t^{(d_s)}\}$. If the output for state variable s_{t+1}^j does not depend on s_t^i , then no connecting edge exists in the causal graph representing the step function. *Sparse* causal graphs (i.e., graphs with few edges) are in principle simpler to learn than dense ones, since the graph contains less information and the output can be inferred by using only a subset of the inputs. However, the knowledge of which edges are absent is generally unavailable, making it hard to harness this sparsity to simplify the learned model.

Differentiable Dynamics and Jacobians We consider differentiable step functions, and we define the first order derivatives (a.k.a. *Jacobians*) w.r.t. states and actions as

$$J_s = \frac{\partial}{\partial s_t} \text{step}(s, a) = \begin{bmatrix} \frac{\partial \text{step}_1}{\partial s_t^{(1)}} & \dots & \frac{\partial \text{step}_1}{\partial s_t^{(d_s)}} \\ \vdots & \ddots & \vdots \\ \frac{\partial \text{step}_{d_s}}{\partial s_t^{(1)}} & \dots & \frac{\partial \text{step}_{d_s}}{\partial s_t^{(d_s)}} \end{bmatrix}, \text{ and}$$

$$J_a = \frac{\partial}{\partial a_t} \text{step}(s, a) = \begin{bmatrix} \frac{\partial \text{step}_1}{\partial a_t^{(1)}} & \dots & \frac{\partial \text{step}_1}{\partial a_t^{(d_a)}} \\ \vdots & \ddots & \vdots \\ \frac{\partial \text{step}_{d_s}}{\partial a_t^{(1)}} & \dots & \frac{\partial \text{step}_{d_s}}{\partial a_t^{(d_a)}} \end{bmatrix} \text{ respec-}$$

tively. In other words, the Jacobians above capture the local variability of the future state s_{t+1} given infinitesimal variations of the current state s_t and action a_t . The goal of this paper is to study the system’s *Jacobians*, which give useful information about the local interactions between variables, in order to assess the sparsity of the underlying causal graph. To this end, we collect and analyze a dataset \mathcal{D} consisting of state, actions and corresponding Jacobians. To make sure that we cover relevant parts of the state space, we collect the dataset by using an expert policy trained via reinforcement learning, and using MJX, we auto-differentiate $\text{step}(s, a)$ to obtain the state and action Jacobians J_s and J_a .

4 Using Jacobians to Assess Sparsity

To see how the Jacobians of the environment dynamics relate to sparsity in the causal graph of state variables, consider a differentiable function

$$f : \mathbb{R}^m \rightarrow \mathbb{R}^n$$

$$x = (x_1, \dots, x_m) \mapsto f(x) = (f_1(x), \dots, f_n(x)),$$

where x_i denotes the i -th input variable and f_j the component function mapping x to the j -th output variable y_j . Furthermore, suppose the existence of a directed graph $\mathcal{G} = (V, E)$ with vertex set

$$V = \{x_1, \dots, x_m, y_1, \dots, y_n\}$$

encoding direct causal relationships from inputs to outputs. An edge $(x_i \rightarrow y_j) \in E$ indicates that the output y_j directly depends on the input x_i . As a consequence, for each $j \in \{1, \dots, n\}$, f_j is a function only of those inputs x_i for which $(x_i \rightarrow y_j) \in E$. Hence, if there is no such edge, the partial derivative of f_j with respect to x_i must be zero, i.e.,

$$(x_i \not\rightarrow y_j) \implies \frac{\partial f_j}{\partial x_i} = 0.$$

This expresses that f_j is invariant to infinitesimal changes in x_i when x_i is not a direct cause of y_j in the causal graph \mathcal{G} .

Consequently, the absence of edges between certain inputs and outputs in the causal graph \mathcal{G} directly translates into sparsity in the Jacobian matrix:

$$J_f(x) := \left(\frac{\partial f_j}{\partial x_i}(x) \right)_{\substack{1 \leq j \leq n \\ 1 \leq i \leq m}} \in \mathbb{R}^{n \times m}.$$

More precisely, if an edge $(x_i \rightarrow y_j)$ is missing in \mathcal{G} , the corresponding element of the Jacobian must be zero. In turn, the number of zero elements present in $J_f(x)$ provides an upper bound on the sparsity of the causal graph. Each zero element

¹Up to the indeterminism by modern GPU implementations.

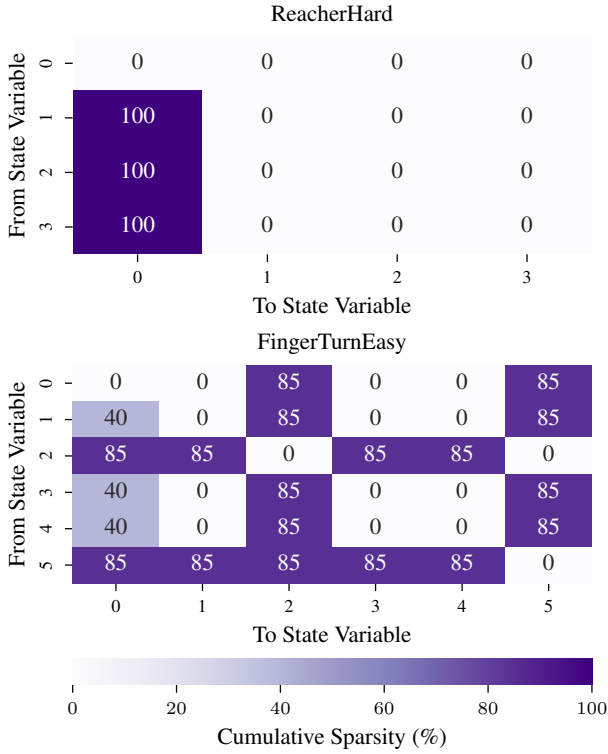


Figure 3: While the majority of Jacobian elements never become zero and only very few elements remain constantly zero, the remainder of Jacobian elements are zero for a percentage of the timesteps. Exemplified for the two environments ReacherHard and FingerTurnEasy, the heatmap shows the percentage of zero (non-interaction) elements in the Jacobians $J_s = \frac{\partial}{\partial s} \text{step}(s, a)$ and $J_a = \frac{\partial}{\partial a} \text{step}(s, a)$ of the environments simulation step function. The values shown in the heatmap are rounded towards the nearest integer.

in the Jacobian is a necessary condition for the absence of direct causal influence, but not a sufficient one, due to the possibility of higher order derivatives.

If we consider not only the derivative at a single point, but across the entire domain of f we can make a stronger statement. A Jacobian element that is zero everywhere, i.e.,

$$\frac{\partial f_j}{\partial x_i}(\mathbf{x}) = 0 \quad \forall \mathbf{x} \in \mathbb{R}^m,$$

implies that all higher-order derivatives with respect to x_i are zero as well. A global zero element is thus both necessary and sufficient for the absence of a causal edge ($x_i \rightarrow y_j$).

5 Experiments

5.1 (Q1) Do the True Dynamics Exhibit Sparsity in Their Causal Structure?

In this section we investigate whether common Reinforcement Learning environments exhibit globally consistent sparse dynamics. We collect trajectories using trained RL expert policies and compute the Jacobian of the ground-truth

$\text{step}(s, a)$ function via automatic differentiation. We examined the Jacobians of step with respect to both s and a for sparsity, i.e., the presence of zero elements that persist across all collected samples.

As discussed in Section 4, the condition

$$\frac{\partial}{\partial s^{(i)}} \text{step}^{(j)}(s, a) = 0 \quad \forall s, a$$

is both necessary and sufficient for the (j, i) element of the state Jacobian to be zero.

Since we cannot exhaustively evaluate this condition, we only evaluate a necessary condition for sparsity, and provide an upper bound for the true sparsity. The results for this experiment are listed in Table 1. We count the zero elements in both the state ($\frac{\partial}{\partial s}$) and action ($\frac{\partial}{\partial a}$) Jacobians. To account for floating point precision, we use a threshold of $|x| < 10^{-15}$ to determine whether an element x is zero. Our experiments show that there are indeed environments that exhibit globally zero elements in the Jacobians for all samples tested, but that this is only the case for very few elements (5.25% – 18.75%) and only in a handful environments (CheetahRun, ReacherHard, WalkerRun, SwimmerSwimmer6). This indicates that globally consistent sparsity is rare and is thus unlikely to be a generally important inductive bias. Instead of requiring a Jacobian element to be zero for all state and action samples, we can investigate the relaxed problem of looking at the percentage of samples where the element is zero. This is illustrated for the two environments ReacherHard and FingerTurnEasy in Figure 3. The results clearly show the globally zero elements in the ReacherHard environment, but further highlight that specific elements can be zero only for a certain percentage of the samples, as for FingerTurnEasy. This hints at a different, potentially more widely applicable sparsity assumption: state dependent sparsity, which we investigate next.

5.2 (Q2) Is Such Sparsity Dependent on the Current State?

In the previous section, we examined globally zero elements in the Jacobians. We found that some environments do have such zero elements, but most do not. Even when they do, there are only a few of these globally zero elements. However, relaxing the requirement of global sparsity for the Jacobian elements, we can investigate partial sparsity in the Jacobian, i.e., when the Jacobian elements are zero only for fraction of the samples. Lei, Schölkopf, and Posner (2024) investigated state-dependant sparsity. Sparsity (i.e., zero elements) in the Jacobian for a fraction of the sampled states is a necessary condition for state-dependant sparsity, which, as indicated by Figure 3, is present in at least some of the environments. In this section, we turn to looking at state-dependant sparsity in more detail. Figure 4 illustrates state dependant sparsity for the FingerSpin environment, through a t-SNE embedding of the state, action and next state (s, a, s') tuple and color coding the combined state and action Jacobian’s sparsity at each point. The figure illustrates a sequence of frames, the corresponding transitions through the t-SNE embedded state-space and the sparsity values. As can be observed in the first frames, the sparsity is lower, when the finger interacts with

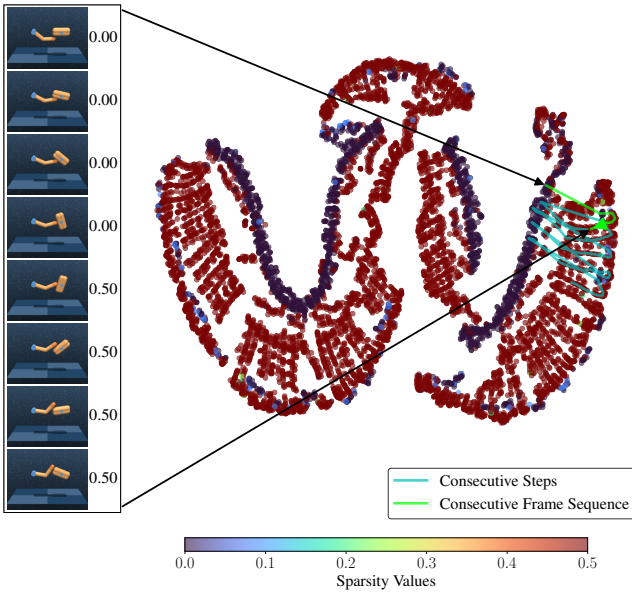


Figure 4: t-SNE embedding of state, action and next action tuples colored by the combined state and action Jacobian sparsity. Sparsity is often related to contacts: When the Finger is not moving the object, we observe higher sparsity compared to when the Finger pushes the object in the process. The sparsity values are given near the images of the states.

the object. This sequence of steps with low sparsity followed by few steps of high sparsity, repeats as the object briefly comes into contact with the finger (=low sparsity) and then spins freely (=high sparsity). Sparsity could be induced in a learned representation, e.g. through regularization (similar to Lei, Schölkopf, and Posner (2024)). However, this requires tuning the amount of sparsity that is induced. Figure 5 illustrates histograms of the observed sparsity across all samples for all tested environments. The histograms indicate that the sparsity only assumes certain values, presumably based on whether the agent touches the ground (CheetahRun, WalkerRun), or interacts with the object (BallInCup, FingerSpin, FingerTurnEasy). The figure also illustrates the mean-sparsity for each environment. Presumably, if sparsity regularization is used, it should be tuned to induce a similar amount of sparsity on average. While Figure 5 indicates, that the sparsity only assumes specific values, it is not clear, how the sparsity changes temporally.

5.3 (Q3) Do the Dynamics Undergo Temporally Sparse Transitions?

The previous section established that the system assumes specific sparsity values, likely due to the structure of the interacting objects and the robot, such as objects coming into contact or airborne phases of the gait cycle. If sparsity relates to the gait cycle or contact events, its behavior is expected to be temporally consistent: remaining stable over multiple steps before switching. This is supported by the observations in Figure 4. The system’s dynamics can be described by differential equations where changes in contact corre-

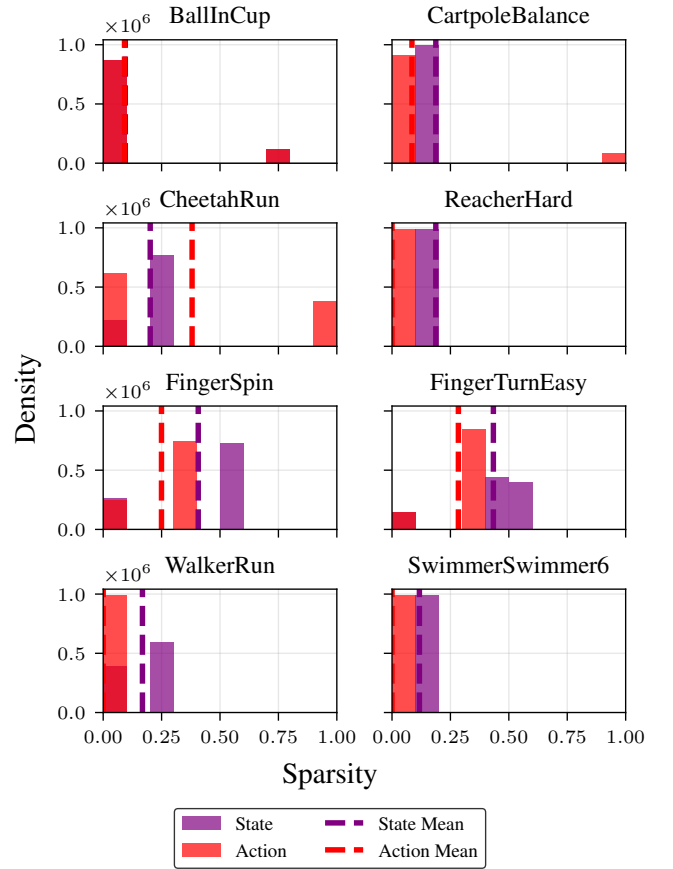


Figure 5: Histograms showing the sparsity distribution of state and action Jacobians. The sparsity values are mostly concentrated in a small number of bins, indicating a repetition of similar sparsity patterns in the Jacobians over the rollouts.

spond to transitions between different underlying differential equations. Therefore, incorporating inductive biases favoring modelling of temporally sparse switches between underlying dynamics may improve the learned performance. (Gumbsch, Butz, and Martius 2021; Jain et al. 2021)

Gumbsch, Butz, and Martius (2021) have pursued a similar approach, employing a temporally sparsely changing recurrent network to model both agent behavior in partially observable environments and environment dynamics. In their method, a hyper-parameter penalizes the changes and thus implicitly regulates how often the system switches between states, or inversely, stays in the same state. In this section we examine whether sparsity changes occur in a temporally sparse manner and analyzes the distribution of durations for which these sparsity states persist. Figure 6 depicts the evolution of the percentage of zero elements over time during a single rollout with the expert agent, using the stochastic Gaussian policy. In the BallInCup environment, a ball tethered to a controllable cup by a string must be caught by moving the cup. Sparsity is high when the string is loose and low when the ball is inside the cup or the string is taut. Figure 7 presents the distribution of durations, measured by consec-

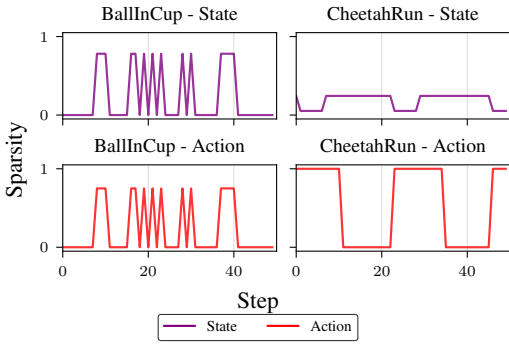


Figure 6: An illustrative example showing how sparsity values evolve over time in the BallInCup and CheetahRun environments. In BallInCup, sparsity pattern varies with the tautness of the string connecting the ball and the cup, while in Cheetah-Run, it reflects changes in the cheetah’s gait.

utive timesteps, during which Jacobian elements remain in the close to zero or non-zero state. The duration of elements which remain zeros for the maximum length of the episode are not shown.

5.4 (Q4) Does Naive MLP Training Recover the Ground-truth Dynamics’ Sparsity?

The previous sections demonstrated that sparsity does occur in the ground-truth dynamics, though only to a limited, state-dependent extent. Global sparsity is rare. A natural follow-up question is whether a multi-layer perceptron (MLP) trained to approximate $\text{step}(s, a)$ can capture this sparsity. To investigate this, we tested datasets collected from our benchmark environments. Specifically, we trained a two-layer neural network with ELU activations and 512 units per layer, using mean squared error (MSE) loss to predict the next state.

In addition to the baseline MSE loss, we tested the separate inclusion of ground-truth Jacobian losses (MSE and mean absolute error (MAE)) and an L1 penalty applied exclusively to the predicted Jacobians. We also introduced a sparsity-aware error (SAE) loss, which applies an MAE loss *only* to the Jacobian elements that are expected to be zero based on the ground-truth Jacobian. The results, summarized in Figure 8, revealed a slight trend: using an MAE loss for the Jacobian appeared to improve next-state prediction performance, while MSE loss slightly reduced it. However, these differences were not significant. In contrast, the induced sparsity increased significantly when ground-truth Jacobian losses were included, but still remained multiple orders of magnitude below the target sparsity. Notably, the SAE loss increased sparsity without degrading prediction performance, whereas applying L1 regularization to the Jacobians increased sparsity but negatively impacted state prediction accuracy. This suggests that, although the network recovers some sparsity in its predictions, these predictions remain more entangled than the ground-truth. As a result, erroneous influences between current and next state variables are likely to compound over multiple time steps. A naive MLP implementation appears insufficient to fully capture this sparsity, suggesting that future research into

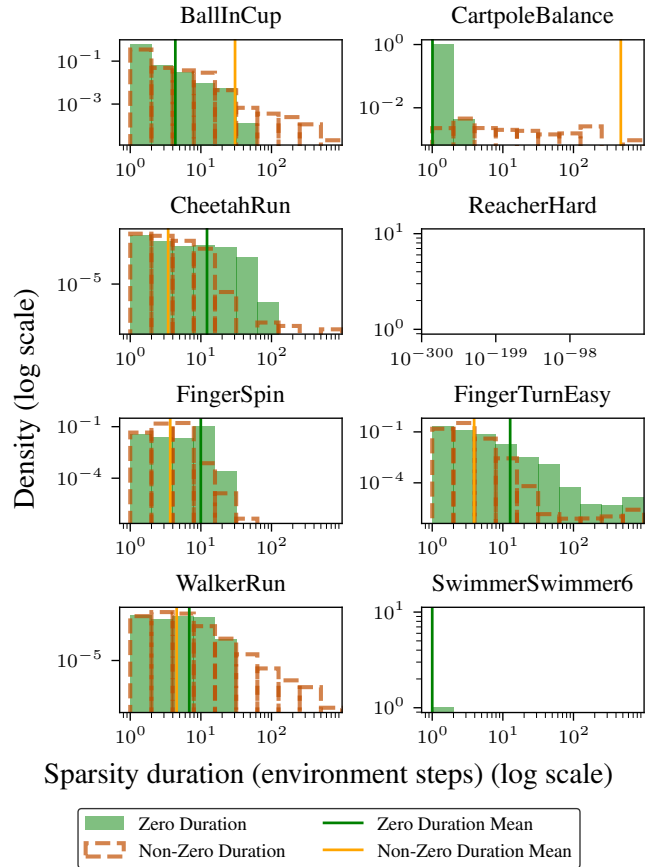


Figure 7: Histograms showing the durations for which Jacobian elements remain zero and non-zero across different environments. The zero-duration and non-zero duration mean correspond to the time Jacobian elements stay zero (or non-zero respectively), averaged across elements, steps, and trajectories. In most cases, these elements are zero for fewer than 50 time steps within episodes that can span up to 1000 time steps.

world model architectures is needed to exploit ground-truth sparsity structures.

6 Discussion

Main Findings Our study provides insights into the role of sparsity in learning the dynamics of classical reinforcement learning (RL) environments and its implications for model-based reinforcement learning (MBRL). First, we observed that globally sparse causal structures, as indicated by consistently zero Jacobian elements, are rare across most environments. While some environments, such as ReacherHard and CheetahRun, exhibited limited global sparsity, the majority showed dense interactions between state and action variables. This suggests that enforcing strong global sparsity priors in learned dynamics models may not be universally beneficial. Interestingly, we found evidence of state-dependent sparsity, where the causal structure of the dynamics changes based on the current state. For example, in the

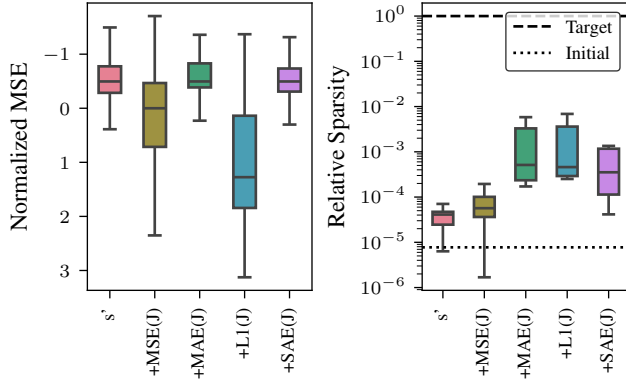


Figure 8: (Left) The average next-state prediction accuracy on the test set was only marginally affected by adding ground-truth Jacobian loss terms. An exception is the addition of the MSE-Jacobian loss ($+MSE(J)$), which reduced prediction performance. In contrast, the MAE-Jacobian loss ($+MAE(J)$) may slightly improve test-set predictions, although such effects are negligible compared to the overall variance. (Right) The sparsity of the Jacobian during next-state prediction (on the test set) was significantly increased by including ground-truth Jacobian losses. However, it remains orders of magnitude below the sparsity of the ground-truth Jacobian. *Initial* indicates the sparsity of the Jacobian of the randomly initialized neural network.

FingerSpin environment, sparsity was higher when the finger was not in contact with the object and lower during interactions.

In our learning experiments, we observed that while a two-layer MLP trained to approximate $\text{step}(s, a)$ could recover some sparsity in its predictions, the induced sparsity remained far below the target sparsity. Using MAE-based Jacobian losses slightly improved next-state prediction performance compared to MSE-based losses, though the differences were not statistically significant. Including ground-truth Jacobian losses increased induced sparsity but did not fully capture the sparsity present in the ground-truth dynamics, leaving the network’s predictions more entangled.

Limitations While this study provides valuable insights, there are limitations which provide room for further improvement. Due to computational budget reasons the experiments were conducted with a limited set of agents and environments. Increasing the set of agents and environments would further generalize the findings. Similarly, the architectural space is vast and architectural exploration was thus limited to the most intuitive choice, i.e., equal width MLPs. While expert trajectories are arguably the most relevant data for modelling the environment while also achieving good task performance—the collected data were limited to stochastic-policy rollouts of trained agents—more diverse data could further validate the results.

7 Conclusion

While sparsity priors hold promise for improving sample efficiency and generalization, their effectiveness depends on alignment with the true structure of the environment. Overly strong or misaligned priors could hinder learning by blocking important interactions. Our findings indicate that sparsity is indeed present in many reinforcement learning environments, but requires modelling in a state dependent way. Additionally, we observed that changes in sparsity often occur in a temporally sparse manner, with periods of stable sparsity interspersed with abrupt transitions such as contact events or phase changes in locomotion. Our results also indicate that naive MLP implementations are insufficient to fully capture and exploit these sparsity structures. These findings highlight the need for further development of dynamics model architectures that can explicitly model sparsity and thus dynamically adapt their causal structure based on state and time, thereby improve generalization and interpretability.

Supplementary Appendix

A1 Selection of Agents

We generate a dataset of trajectories per environment using pre-trained PPO agents (Raffin et al. 2021). This is necessary due to publicly available datasets not containing the ground-truth Jacobians. In total we collect 1 million steps per environment, using the learned stochastic agent policy. The mean reward achieved across the full episodes in our dataset is shown in Table A1.1.

Environment	Mean Reward(Evaluation)
CartpoleBalance	999.88
BallInCup	960.00
FingerSpin	902.56
ReacherHard	709.20
SwimmerSwimmer6	650.36
FingerTurnEasy	515.66
CheetahRun	351.75
WalkerRun	327.80

Table A1.1: Agent performance by environment.

A2 Learning Experiments

Experiment Parameters	
activation-function	elu
batch-size	512
dropout-rate	0.1
env	BallInCup, CartpoleBalance, CheetahRun, FingerSpin, FingerTurnEasy, ReacherHard, SwimmerSwimmer6, WalkerRun
epochs	100
initializer	kaiming_normal
layer-depth	2
layer-width	512
learning-rate	0.002
loss-mode	state, state-jacobian, state-jacobian-l1, state-jacobian-l1-regularizer, state-jacobian-l1-sparse-only
normalize-data	True
randomize-steps	True
seed	1, 2, 3, 4, 5, 6, 7, 8, 9, 10, 11, 12, 13, 14, 15
test-split	0.1
weight-decay	0.001

Table A2.1: Additional information on the experimental setup.

A2.1 Hyperparameter Search

All hyperparameter search runs use a batch size of 256, are conducted across 5 seeds, and otherwise use the same hyper-

parameters as shown in Table A2.1, unless specified otherwise.

Search Run: 1 We run a range of experiments across the hyperparameter selections outlined in Table A2.2. All runs are ranked per environment according to the final state prediction loss on the test set. For determining our final choice per hyperparameter, we determine the mean rank across environments and marginalize across all other hyperparameters. The resulting ranks and choices are shown in Tables A2.3 to A2.6.

Hyperparameter	Values
learning-rate	[0.01, 0.0001, 0.001]
layer-width	[512, 1024]
layer-depth	[4, 6, 2]
dropout-rate	[0.1, 0.5, 0.3]

Table A2.2: Hyperparameter search range for the first run.

learning-rate	Test Rank
0.001	338.43
0.0001	362.32
0.01	515.75

Table A2.3: Learning Rate Rank

layer-width	Test Rank
512	396.23
128	399.47
32	420.80

Table A2.4: Layer Width Rank

layer-depth	Test Rank
2	245.32
4	437.56
6	533.62

Table A2.5: Layer Depth Rank

dropout-rate	Test Rank
0.10	237.48
0.30	415.37
0.50	563.64

Table A2.6: Dropout Rate Rank

Table A2.7: Achieved ranks in first hyperparameter search.

Search Run: 2 We repeat this procedure with the hyperparameter ranges shown in Table A2.8. All remaining hyperparameters are respectively fixed to the initial values, or to the values found in the first search. The resulting ranks and choices are shown in Tables A2.9 to A2.11.

Hyperparameter	Values
layer-width	[512, 1024]
layer-depth	[3, 2]
weight-decay	[0.01, 0.001]

Table A2.8: Range of hyperparameters for the second search run.

Search Run: 3 We perform the same procedure a final time to find a choice of activation function between the Exponential Linear Units (ELU) (Clevert, Unterthiner, and Hochreiter

layer-width	Test Rank
512	19.75
1024	21.25

Table A2.9: Layer Width Rank

layer-depth	Test Rank
2	16.61
3	24.39

Table A2.10: Layer Depth Rank

weight-decay	Test Rank
0.00	20.38
0.01	20.62

Table A2.11: Weight Decay Rank

Table A2.12: Achieved ranks in second hyperparameter search.

activation-function	Test Rank
elu	8.05
leaky-relu	12.80

Table A2.13: Activation Function Rank

2015) and the Rectified Linear Unit (ReLU) (Fukushima 1969). The resulting ranks and choice are shown in Table A2.13.

For the learning experiments we double both batch size and learning rate to better utilize our hardware. We end up with the final hyperparameter choices specified in Table A2.1.

A2.2 Data Normalization

We apply Z-score normalization to all variables (states, actions, Jacobians, etc.). For a vector $\mathbf{x} \in \mathbb{R}^N$:

$$\tilde{\mathbf{x}} = (\mathbf{x} - \boldsymbol{\mu}_{\text{in}}) \circ \boldsymbol{\alpha}_{\text{in}}, \quad \boldsymbol{\alpha}_{\text{in}} = \frac{1}{\boldsymbol{\sigma}_{\text{in}} + \varepsilon}$$

The unnormalized value is recovered as:

$$\mathbf{x} = \tilde{\mathbf{x}} \circ (\boldsymbol{\sigma}_{\text{in}} + \varepsilon) + \boldsymbol{\mu}_{\text{in}}$$

For a mapping $f : \mathbb{R}^{N_{\text{in}}} \rightarrow \mathbb{R}^{N_{\text{out}}}$ (e.g., from actions to next-states), define corresponding mean and standard deviations $(\boldsymbol{\mu}_{\text{in}}, \boldsymbol{\sigma}_{\text{in}})$, $(\boldsymbol{\mu}_{\text{out}}, \boldsymbol{\sigma}_{\text{out}})$. The normalized mapping is:

$$\tilde{f}(\tilde{\mathbf{x}}) = (f(\tilde{\mathbf{x}} \circ (\boldsymbol{\sigma}_{\text{in}} + \varepsilon) + \boldsymbol{\mu}_{\text{in}}) - \boldsymbol{\mu}_{\text{out}}) \circ \boldsymbol{\alpha}_{\text{out}}$$

Let $J = \frac{\partial f}{\partial \mathbf{x}} \in \mathbb{R}^{N_{\text{out}} \times N_{\text{in}}}$ (unnormalized Jacobian), and $\tilde{J} = \frac{\partial \tilde{f}}{\partial \tilde{\mathbf{x}}} \in \mathbb{R}^{N_{\text{out}} \times N_{\text{in}}}$ (normalized Jacobian). Then:

$$\tilde{J} = D_{\text{out}} \cdot J \cdot D_{\text{in}}^{-1} \quad D_{\text{out}} = \text{diag}(\boldsymbol{\sigma}_{\text{out}} + \varepsilon), \quad D_{\text{in}} = \text{diag}(\boldsymbol{\sigma}_{\text{in}} + \varepsilon)$$

or elementwise,

$$\tilde{J}_{ij} = J_{ij} \cdot \frac{\sigma_i^{\text{out}} + \varepsilon}{\sigma_j^{\text{in}} + \varepsilon}$$

with scaling matrix $M_{ij} = \frac{\sigma_i^{\text{out}} + \varepsilon}{\sigma_j^{\text{in}} + \varepsilon}$, i.e.,

$$\tilde{J} = J \circ M$$

A2.3 Prediction Loss per Environment

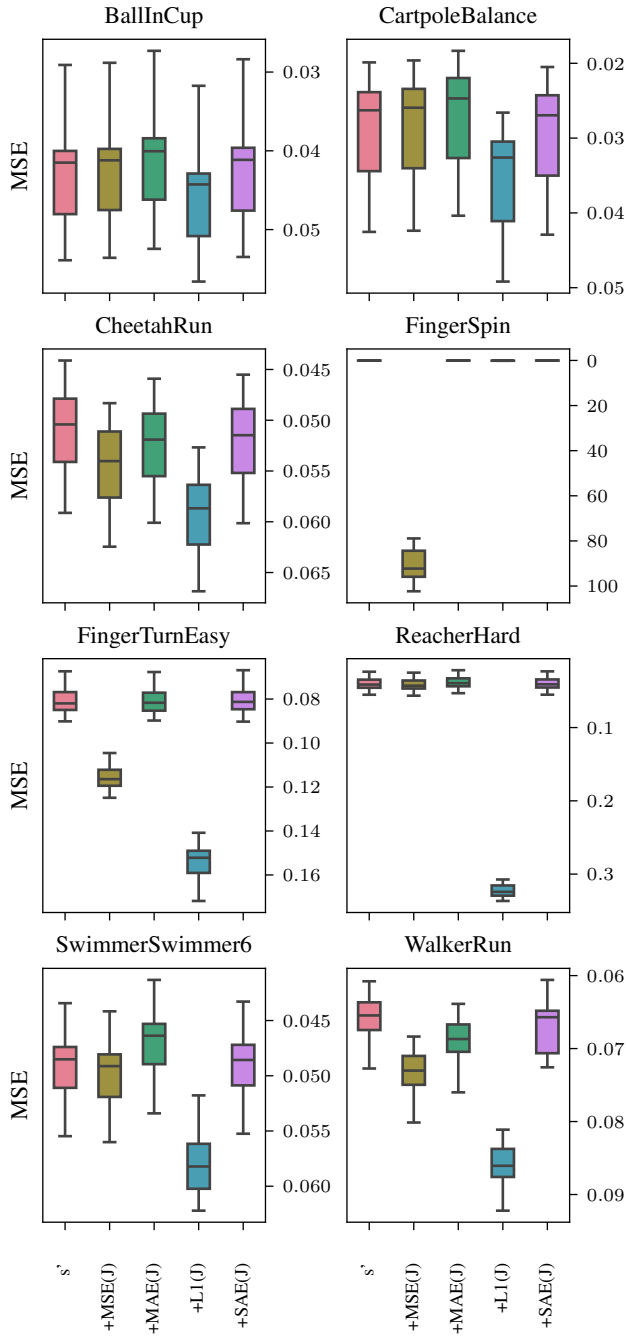


Figure A2.1: MSE loss of next-state prediction on the test set, of different seeds, averaged across training progress.

A2.4 Sparsity per Environment

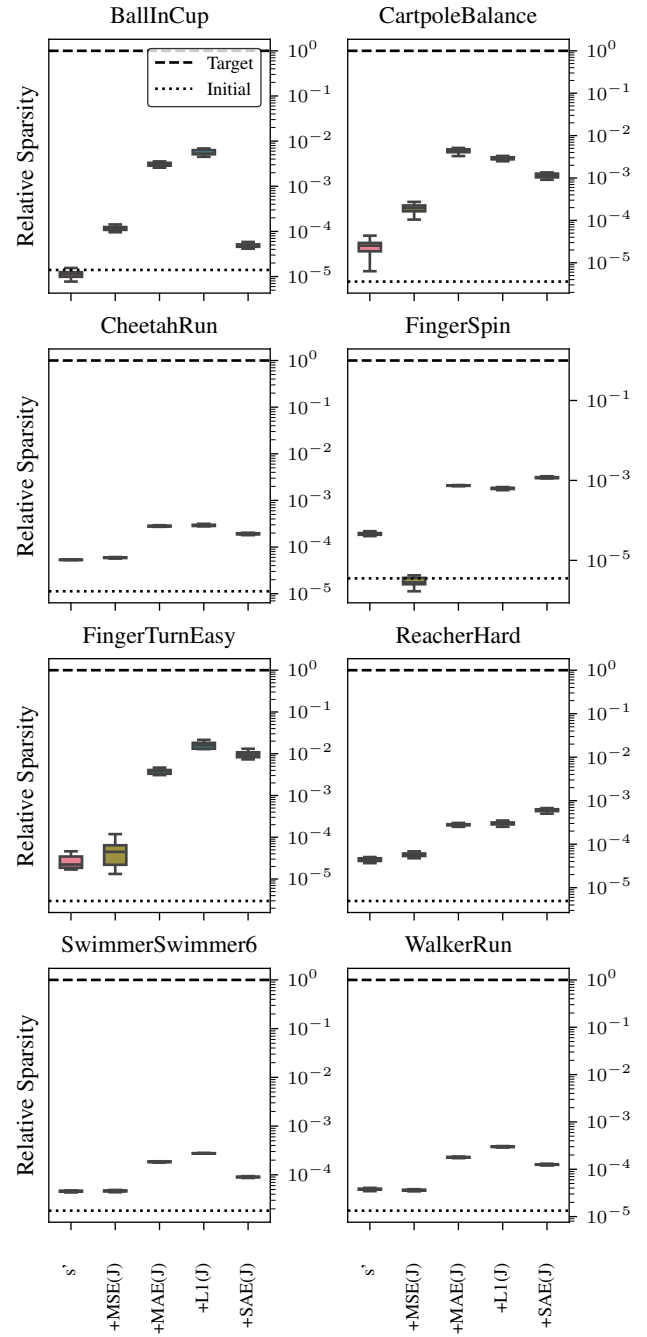


Figure A2.2: Initial and achieved final sparsity (normalized against the data set target sparsity).

A3 Sparsity Plots

A3.1 Cumulative Sparsity Heatmaps

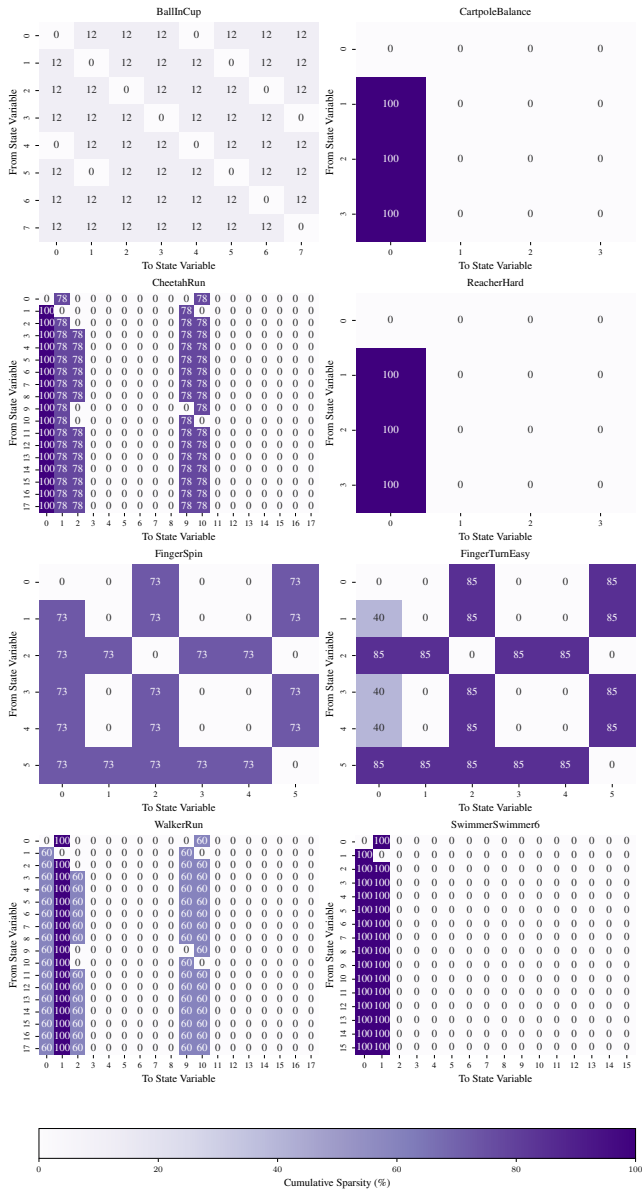


Figure A3.1: Histograms showing the sparsity distribution of state and action Jacobians. The sparsity values are mostly concentrated in a small number of bins, indicating a repetition of similar sparsity patterns in the Jacobians over the rollouts.

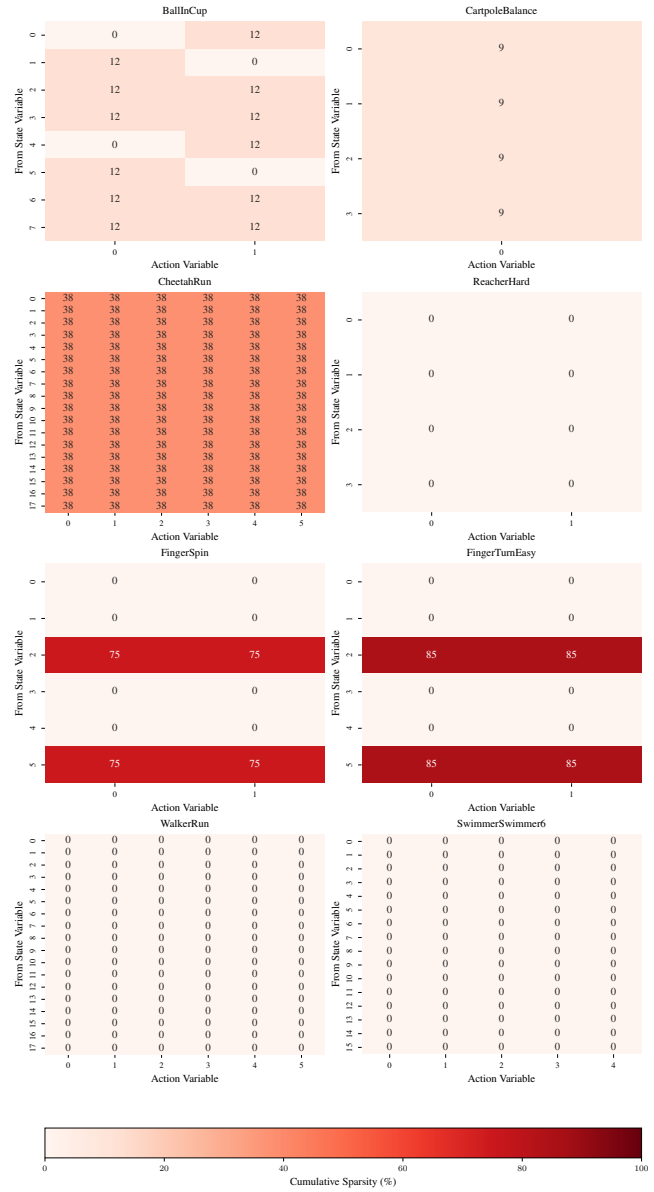


Figure A3.2: Histograms showing the sparsity distribution of state and action Jacobians. The sparsity values are mostly concentrated in a small number of bins, indicating a repetition of similar sparsity patterns in the Jacobians over the rollouts.

A3.2 Sparsity time evolution plots

The time evolution of sparsity of state and action Jacobians for the environments not included in the paper are provided here in Figure A3.3.

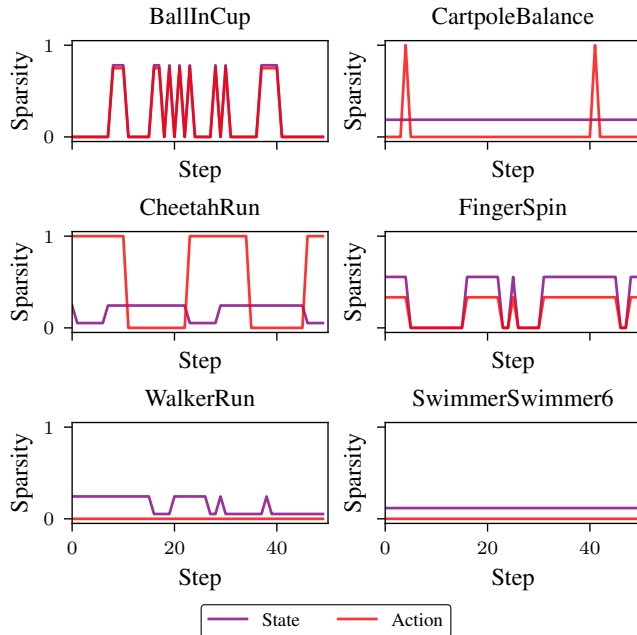


Figure A3.3: Sparsity values over time for each environment for one single rollout. Only first 50 time steps shown for clarity.

A3.3 Code and Dataset for training agents

The code is part of files submitted as part of the supplementary. The code includes the training of the MLPs and the data collection scripts. (partial code released).

Example datasets and their descriptions can be found at this link - <https://doi.org/10.5281/zenodo.16743573>

References

Bradbury, J.; Frostig, R.; Hawkins, P.; Johnson, M. J.; Leary, C.; Maclaurin, D.; Necula, G.; Paszke, A.; VanderPlas, J.; Wanderman-Milne, S.; and Zhang, Q. 2018. JAX: Composable Transformations of Python+NumPy Programs.

Chitnis, R.; Silver, T.; Kim, B.; Kaelbling, L.; and Lozano-Perez, T. 2021. CAMPs: Learning Context-Specific Abstractions for Efficient Planning in Factored MDPs. In *Proceedings of the 2020 Conference on Robot Learning*, 64–79. PMLR.

Chua, K.; Calandra, R.; McAllister, R.; and Levine, S. 2018. Deep Reinforcement Learning in a Handful of Trials Using Probabilistic Dynamics Models. In Bengio, S.; Wallach, H.; Larochelle, H.; Grauman, K.; Cesa-Bianchi, N.; and Garnett, R., eds., *Advances in Neural Information Processing Systems*, volume 31. Curran Associates, Inc.

Clevert, D.-A.; Unterthiner, T.; and Hochreiter, S. 2015. Fast and Accurate Deep Network Learning by Exponential Linear Units (Elus). *arXiv: Learning*.

Freeman, C. D.; Frey, E.; Raichuk, A.; Girgin, S.; Mordatch, I.; and Bachem, O. 2021. Brax – A Differentiable Physics Engine for Large Scale Rigid Body Simulation.

Fukushima, K. 1969. Visual Feature Extraction by a Multilayered Network of Analog Threshold Elements. *IEEE Transactions on Systems Science and Cybernetics*, 5(4): 322–333.

Gumbsch, C.; Butz, M. V.; and Martius, G. 2021. Sparsely Changing Latent States for Prediction and Planning in Partially Observable Domains. In *Advances in Neural Information Processing Systems*, volume 34, 17518–17531. Curran Associates, Inc.

Ha, D.; and Schmidhuber, J. 2018. Recurrent World Models Facilitate Policy Evolution. In Bengio, S.; Wallach, H.; Larochelle, H.; Grauman, K.; Cesa-Bianchi, N.; and Garnett, R., eds., *Advances in Neural Information Processing Systems*, volume 31. Curran Associates, Inc.

Haarnoja, T.; Zhou, A.; Abbeel, P.; and Levine, S. 2018. Soft Actor-Critic: Off-Policy Maximum Entropy Deep Reinforcement Learning with a Stochastic Actor. In *Proceedings of the 35th International Conference on Machine Learning*, 1861–1870. PMLR.

Hafner, D.; Lillicrap, T.; Ba, J.; and Norouzi, M. 2019a. Dream to Control: Learning Behaviors by Latent Imagination. In *International Conference on Learning Representations*.

Hafner, D.; Lillicrap, T.; Fischer, I.; Villegas, R.; Ha, D.; Lee, H.; and Davidson, J. 2019b. Learning Latent Dynamics for Planning from Pixels. In Chaudhuri, K.; and Salakhutdinov, R., eds., *Proceedings of the 36th International Conference on Machine Learning*, volume 97 of *Proceedings of Machine Learning Research*, 2555–2565. PMLR.

Hafner, D.; Lillicrap, T. P.; Norouzi, M.; and Ba, J. 2021. Mastering Atari with Discrete World Models. In *International Conference on Learning Representations*.

Hafner, D.; Pasukonis, J.; Ba, J.; and Lillicrap, T. 2025. Mastering Diverse Control Tasks through World Models. *Nature*, 640(8059): 647–653.

Hwang, I.; Kwak, Y.; Choi, S.; Zhang, B.-T.; and Lee, S. 2024. Fine-Grained Causal Dynamics Learning with Quantization for Improving Robustness in Reinforcement Learning. In Salakhutdinov, R.; Kolter, Z.; Heller, K.; Weller, A.; Oliver, N.; Scarlett, J.; and Berkenkamp, F., eds., *Proceedings of the 41st International Conference on Machine Learning*, volume 235 of *Proceedings of Machine Learning Research*, 20842–20870. PMLR.

Jain, A. K.; Sujit, S. K.; Joshi, S.; Michalski, V.; Hafner, D.; and Kahou, S. E. 2021. Learning Robust Dynamics through Variational Sparse Gating. In *Deep RL Workshop NeurIPS 2021*.

Janner, M.; Fu, J.; Zhang, M.; and Levine, S. 2019. When to Trust Your Model: Model-based Policy Optimization. In Wallach, H.; Larochelle, H.; Beygelzimer, A.; dAlché-Buc,

- F.; Fox, E.; and Garnett, R., eds., *Advances in Neural Information Processing Systems*, volume 32. Curran Associates, Inc.
- Lange, R. D.; and Kording, K. P. 2025. Causality in the Human Niche: Lessons for Machine Learning.
- Lei, A.; Schölkopf, B.; and Posner, I. 2024. SPARTAN: A Sparse Transformer Learning Local Causation.
- Lillicrap, T. P.; Hunt, J. J.; Pritzel, A.; Heess, N.; Erez, T.; Tassa, Y.; Silver, D.; and Wierstra, D. 2019. Continuous Control with Deep Reinforcement Learning.
- Orujlu, T.; Gumbsch, C.; Butz, M. V.; and Wu, C. M. 2025. Reframing Attention as a Reinforcement Learning Problem for Causal Discovery. In *Presented at the Causal Reinforcement Learning Workshop*.
- Pitis, S.; Creager, E.; and Garg, A. 2020. Counterfactual Data Augmentation Using Locally Factored Dynamics. In *Advances in Neural Information Processing Systems*, 3976–3990.
- Pitis, S.; Creager, E.; Mandlkar, A.; and Garg, A. 2022. MoCoDA: Model-based Counterfactual Data Augmentation. In Koyejo, S.; Mohamed, S.; Agarwal, A.; Belgrave, D.; Cho, K.; and Oh, A., eds., *Advances in Neural Information Processing Systems*, volume 35, 18143–18156. Curran Associates, Inc.
- Raffin, A.; Hill, A.; Gleave, A.; Kanervisto, A.; Ernestus, M.; and Dormann, N. 2021. Stable-Baselines3: Reliable Reinforcement Learning Implementations. *Journal of Machine Learning Research*, 22(268): 1–8.
- Schmidhuber, J. 1990a. Making the World Differentiable: On Using Self-Supervised Fully Recurrent Neural Networks for Dynamic Reinforcement Learning and Planning in Non-Stationary Environments.
- Schmidhuber, J. 1990b. An On-Line Algorithm for Dynamic Reinforcement Learning and Planning in Reactive Environments. In *1990 IJCNN International Joint Conference on Neural Networks*, 253–258 vol.2.
- Schmidhuber, J. 1990c. Reinforcement Learning in Markovian and Non-Markovian Environments. In *Advances in Neural Information Processing Systems*, volume 3. Morgan-Kaufmann.
- Schmidhuber, J. 1991. Learning Algorithms for Networks with Internal and External Feedback. In Touretzky, D. S.; Elman, J. L.; Sejnowski, T. J.; and Hinton, G. E., eds., *Connectionist Models*, 52–61. Morgan Kaufmann. ISBN 978-1-4832-1448-1.
- Schmidhuber, J. 2015. On Learning to Think: Algorithmic Information Theory for Novel Combinations of Reinforcement Learning Controllers and Recurrent Neural World Models. arXiv:1511.09249.
- Schölkopf, B.; Locatello, F.; Bauer, S.; Ke, N. R.; Kalchbrenner, N.; Goyal, A.; and Bengio, Y. 2021. Toward Causal Representation Learning. *Proceedings of the IEEE*, 109(5): 612–634.
- Schulman, J.; Wolski, F.; Dhariwal, P.; Radford, A.; and Klimov, O. 2017. Proximal Policy Optimization Algorithms. arXiv:1707.06347.
- Sutton, R. S. 1988. Learning to Predict by the Methods of Temporal Differences. *Machine Learning*, 3(1): 9–44.
- Tassa, Y.; Doron, Y.; Muldal, A.; Erez, T.; Li, Y.; Casas, D. d. L.; Budden, D.; Abdolmaleki, A.; Merel, J.; Lefrancq, A.; Lillicrap, T.; and Riedmiller, M. 2018. DeepMind Control Suite.
- Todorov, E.; Erez, T.; and Tassa, Y. 2012. MuJoCo: A Physics Engine for Model-Based Control. In *2012 IEEE/RSJ International Conference on Intelligent Robots and Systems*, 5026–5033.
- Wang, Z.; Hu, J.; Stone, P.; and Martín-Martín, R. 2023. ELDEN: Exploration via Local Dependencies. In Oh, A.; Naumann, T.; Globerson, A.; Saenko, K.; Hardt, M.; and Levine, S., eds., *Advances in Neural Information Processing Systems*, volume 36, 15456–15474. Curran Associates, Inc.
- Wang, Z.; Wang, C.; Xiao, X.; Zhu, Y.; and Stone, P. 2024. Building Minimal and Reusable Causal State Abstractions for Reinforcement Learning. *Proceedings of the AAAI Conference on Artificial Intelligence*, 38(14): 15778–15786.
- Wang, Z.; Xiao, X.; Xu, Z.; Zhu, Y.; and Stone, P. 2022. Causal Dynamics Learning for Task-Independent State Abstraction. In Chaudhuri, K.; Jegelka, S.; Song, L.; Szepesvari, C.; Niu, G.; and Sabato, S., eds., *Proceedings of the 39th International Conference on Machine Learning*, volume 162 of *Proceedings of Machine Learning Research*, 23151–23180. PMLR.
- Wang, Z.; Xiao, X.; Zhu, Y.; and Stone, P. 2021. Task-Independent Causal State Abstraction. In *NeurIPS 2021 Workshop on Robot Learning: Self-supervised and Lifelong Learning*.
- Zakka, K.; Tabanpour, B.; Liao, Q.; Haiderbhai, M.; Holt, S.; Luo, J. Y.; Allshire, A.; Frey, E.; Sreenath, K.; Kahrs, L. A.; Sferrazza, C.; Tassa, Y.; and Abbeel, P. 2025. MuJoCo Playground.
- Zhao, Z.; Li, H.; Zhang, H.; Wang, J.; Faccio, F.; Schmidhuber, J.; and Yang, M. 2025. Curious Causality-Seeking Agents Learn Meta Causal World. arXiv:2506.23068.