

On the role of induced electric field in the time-dependent Aharonov-Bohm effect

Masashi Wakamatsu*

*KEK Theory Center, Institute of Particle and Nuclear Studies,
High Energy Accelerator Research Organization (KEK), Oho 1-1, Tsukuba, 305-0801, Ibaraki, Japan*
(Dated: November 12, 2025)

Whether the time-dependent Aharonov-Bohm (AB) effect even exists or not has been the subject of long-standing debate. There are two factors complicating the problem. First, in the closed spacetime line integral of the vector potential that is thought to give the AB-phase shift, how to treat the time-varying vector potential is highly nontrivial. Second, the time-varying magnetic flux generates induced electric field even outside the solenoid. In the present paper, motivated by a recent work by Gao, we re-investigate the role of the induced electric field with the utmost care. This analysis reveals a highly nontrivial effect of the induced electric field, which turns out to be useful for verifying the very existence of the time-dependent AB-effect.

Keywords: time-dependent Aharonov-Bohm effect, time-varying magnetic field, induced electric field, vector potential, quantum mechanics

I. INTRODUCTION

The importance of the Aharonov-Bohm (AB) effect in the contemporary physics can never be overstated [1, 2]. Although its evidence was eventually confirmed by ingenious experiments by Tonomura et al. [3, 4], a lot of debates on the theoretical interpretation of this phenomenon is continuing even now. (For review, see [5–8], for example.) There is another even more controversial problem called the time-dependent AB-effect, which deals with the circumstances in which the magnetic field inside the solenoid varies time-dependently. Theoretically complex nature of the problem has prevented us from reaching a confident conclusion on whether such a phenomenon even exist or not.

In a previous paper [9], we tried to resolve one long-standing issue over the time-dependent Aharonov-Bohm effect. The question was the validity or failure of the remarkable claim by Singleton and his collaborators, who insisted that the time-dependent part of the AB-phase shift due to the magnetic vector potential is precisely cancelled by the effect of the induced electric field arising from the time-varying magnetic flux inside the solenoid so that only the AB-phase shift corresponding to the time-independent part of the magnetic field remains [10–12]. Through a careful analysis of the 4-dimensional Stokes theorem in the Minkowski space, we showed that the failure of their cancellation argument comes from an unjustified treatment of area-integral side of the 4-dimensional Stokes theorem. Its correct treatment led us to the conclusion that the time-dependent Aharonov-Bohm effect is most likely to exist. (We recall that most authors in the past papers favors the existence of the time-dependent AB-effect, although their theoretical treatments as well as predictions are fairly divergent [13–17].) Besides, we derived a closed-form analytical expression for the time-dependent AB-phase shift. Unfortunately, this answer was obtained by restricting to some special situations in which the effect of the induced electric field can be considered negligibly small. It happens in two specific circumstances. One is the case where the time-variation of the magnetic flux is slow enough. The other is the case where the magnetic field in the solenoid is sinusoidally and rapidly oscillating and the time period of this oscillation is much shorter than the time scale between the emission time of the electron beam and its arrival time on the interference screen.

Remarkably, in a recent paper [18], Gao showed that the same answer as ours can be obtained even in account of the induced electric field effect. This is a highly non-trivial finding in view of the fact that the motion of the electron is evidently thought to be influenced by the Lorentz force due to the induced electric field generated by the time-varying magnetic flux of the solenoid. This motivates us to reinvestigate the role of the induced electric field on the time-dependent AB-effect by utilizing Cao's elementary but elegant formulation but with extra care. We shall show that this analysis exposes a highly nontrivial effect of the induced electric field, which was overlooked or neglected in the argument by Gao.

The paper is organized as follows. In sect.II, we investigate the role of the induced electric field by basically following the elementary formulation by Gao, but paying minute attention to its nontrivial function neglected in his paper. Next, in sect.III, we shall discuss some serious questions which still remain in the theoretical treatment explained in

* wakamatu@post.kek.jp

the previous section. We also propose a possibly simplest measurement which would provide manageable means for verifying the very existence of the time-dependent AB-effect.

II. THE ROLE OF INDUCED ELECTRIC FIELD IN THE TIME-DEPENDENT AB-EFFECT

We start with the familiar expression for the magnetic field distribution generated by an infinitely-long solenoid with radius R placed along the z -axis, on the surface of which uniform but time-dependent electric current is flowing. This magnetic field distribution can be expressed as

$$\mathbf{B}(\mathbf{x}, t) = \begin{cases} B(t) \mathbf{e}_z & (\rho < R), \\ 0 & (\rho > R). \end{cases} \quad (1)$$

Here, we use the cylindrical coordinates $\mathbf{x} = (\rho, \phi, z)$ with $\rho = \sqrt{x^2 + y^2}$. By using the total magnetic flux $\Phi(t) \equiv 2\pi R^2 B(t)$, the vector potential generating the above magnetic field is given as

$$\mathbf{A}(\mathbf{x}, t) = \begin{cases} \frac{\rho \Phi(t)}{2\pi R^2} \mathbf{e}_\phi & (\rho < R), \\ \frac{\Phi(t)}{2\pi \rho} \mathbf{e}_\phi & (\rho > R), \end{cases} \quad (2)$$

where \mathbf{e}_ϕ stands for the circumferential unit vector. Since the net electric charge on the solenoid surface is zero, the scalar potential A^0 can be set zero without loss of generality. Then, the induced electric field is given by

$$\mathbf{E}(\mathbf{x}, t) = -\frac{\partial}{\partial t} \mathbf{A}(\mathbf{x}, t) = \begin{cases} -\frac{\rho \dot{\Phi}(t)}{2\pi R^2} \mathbf{e}_\phi & (\rho < R), \\ -\frac{\dot{\Phi}(t)}{2\pi \rho} \mathbf{e}_\phi & (\rho > R), \end{cases} \quad (3)$$

where $\dot{\Phi}(t)$ represents time derivative of $\Phi(t)$, i.e. $\dot{\Phi}(t) \equiv \frac{d\Phi(t)}{dt}$. Undoubtedly, the difficult nature of the time-dependent Aharonov-Bohm effect is related to the fact that this induced electric field is nonzero even outside the shielded solenoid.

After detailed analysis of the 4-dimensional Stokes theorem in the Minkowskii space, our previous analysis reconfirmed the fact that the time-dependent AB-phase shift is given by the closed space-time line-integral of the 4-vector potential $A_\mu(x)$ as

$$\phi_{AB} = -e \oint_{C_1-C_2} A_\mu(x) dx^\mu = e \left\{ \int_{C_1} \mathbf{A}(\mathbf{x}, t) \cdot d\mathbf{x} - \int_{C_2} \mathbf{A}(\mathbf{x}, t) \cdot d\mathbf{x} \right\}, \quad (4)$$

where the closed space-time path $C_1 - C_2$ is taken so as to surround the solenoid. (In the above equation, we have used the relation $A^0 = 0$. We also point out that, throughout the paper, the charge of the electron is taken as $-e$ with $e = |e| > 0$.) As emphasized in [9], an easy mistake in evaluating this line integral in the case of time-dependent magnetic flux comes from the lack of the solid understanding of fact that the spatial variable \mathbf{x} and the time variable t cannot be treated as independent integration variables. For the convenience of readers, we briefly repeat the derivation of the time-dependent AB-phase shift carried out in [9], where the effect of the induced electric field is neglected.

The left panel of Fig.1 shows a schematic picture, which provides us with the theoretical basis of discussing the familiar AB-effect with time-independent magnetic flux. Suppose that, at the initial time $t_i = 0$, the electron beams are emitted from the point P with the opposite angular velocity $+\omega_0$ and $-\omega_0$. They respectively travel along the path C_1 and C_2 and arrive at the point Q at $t = t_f$. If we neglect the Lorentz force due to the induced electric field, the angular velocities of the two electrons remain constants in time. The path element of C_1 is then parametrized as $d\mathbf{x} = \mathbf{e}_\phi \rho d\phi = \mathbf{e}_\phi \rho \omega_0 dt$. The line integral of the vector potential along the path C_1 can therefore be evaluated as follows :

$$\int_{C_1} \mathbf{A}(\mathbf{x}, t) \cdot d\mathbf{x} = \int_0^{t_f} \frac{\Phi(t)}{2\pi \rho} \rho \omega_0 dt = \frac{\omega_0}{2\pi} \int_0^{t_f} \Phi(t) dt. \quad (5)$$

By using the relation $\omega_0 t_f = \phi_f = \pi$, this gives

$$\int_{C_1} \mathbf{A}(\mathbf{x}, t) \cdot d\mathbf{x} = \frac{1}{2} \bar{\Phi}(t_f), \quad (6)$$

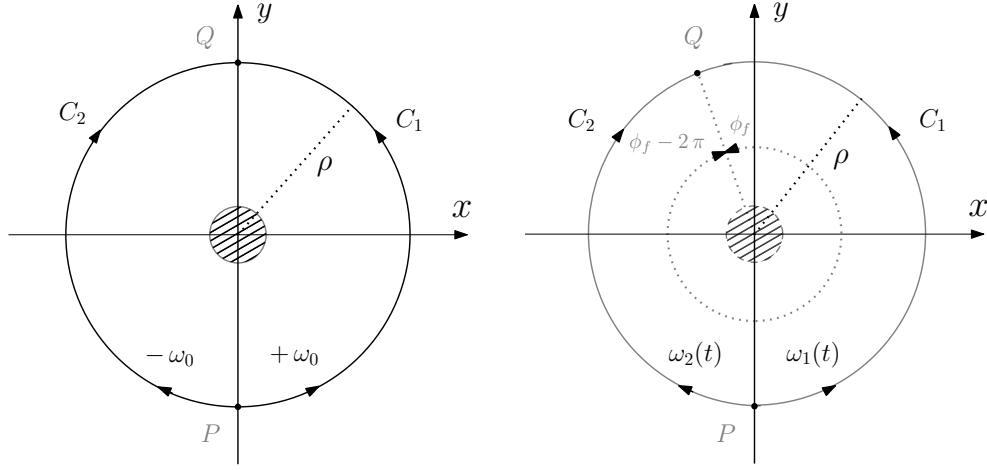


FIG. 1. Schematic picture to consider the Aharonov-Bohm effect. The left panel corresponds to the familiar case of time-independent magnetic flux, whereas the right panel corresponds to the case of time-dependent magnetic flux.

where we have introduced the following auxilliary function

$$\bar{\Phi}(t_f) \equiv \frac{1}{t_f} \int_0^{t_f} \Phi(t) dt. \quad (7)$$

Exactly in the same manner, we can show that

$$\int_{C_2} \mathbf{A}(\mathbf{x}, t) \cdot d\mathbf{x} = \frac{-\omega_0}{2\pi} \int_0^{t_f} \Phi(t) dt = -\frac{1}{2} \bar{\Phi}(t_f) \quad (8)$$

Combining the two line integrals, we are led to the following answer for the time-dependent AB-phase shift

$$\phi_{AB} = e \oint_{C_1 - C_2} \mathbf{A}(\mathbf{x}, t) \cdot d\mathbf{x} = e \bar{\Phi}(t_f) = e \frac{1}{t_f} \int_0^{t_f} \Phi(t) dt. \quad (9)$$

We recall that the answer above is obtained under the condition that the effect of the Lorentz force due to the induced electric field can approximately be neglected. Remarkably, in a recent paper, Gao showed that the same answer as above can be obtained even without neglecting the effect of the induced electric field [18]. This is a highly non-trivial observation in view of the fact that the electron on the path C_1 and that on the path C_2 receives the Lorentz forces in the opposite directions relative to their moving directions.

In the following, we investigate the role of Lorentz force on the electron following Gao's elegant formulation but with some additional care. We first recall the fact that, since the electron can be thought of as moving in the xy -plane, the orbital angular momentum (OAM) of the electron has only the z component, which we simply denote as L . Then, the change of the OAM L under the presence of time-varying electromagnetic field is in general controlled by the following equation of motion [5–8] :

$$\frac{d}{dt} L = -e [\mathbf{x} \times (\mathbf{E} + \mathbf{v} \times \mathbf{B})]_z. \quad (10)$$

Note that the r.h.s. of the above equation is nothing but the torque by the Lorentz force acting on the electron. With the use of the cylindrical coordinate $\mathbf{x} = (\rho, \phi, z)$, the above equation can alternatively be expressed as

$$\frac{d}{dt} L = -e \rho E_\phi + e \rho v_\rho B_z, \quad (11)$$

where E_ϕ and B_z represent the azimuthal component of the electric field and the z -component of the magnetic field, respectively, while v_ρ does the radial component of the electron's velocity. For simplicity, we again assume that the two electron beams emitted from the point P move on the two circles C_1 and C_2 with the radius $\rho (> R)$. Using the fact that, outside the solenoid, the electric and magnetic fields are respectively given by

$$E_\phi(\mathbf{x}, t) = -\frac{1}{2\pi\rho} \frac{d}{dt} \Phi(t), \quad B_z(\mathbf{x}, t) = 0 \quad \text{for } \rho > R, \quad (12)$$

we are led to the relation

$$\frac{d}{dt} L(t) = \frac{e}{2\pi} \frac{d}{dt} \Phi(t). \quad (13)$$

On the other hand, by using the relations $x = \rho \cos \phi$ and $y = \rho \sin \phi$, the OAM L can be expressed as

$$L \equiv (\mathbf{x} \times \mathbf{p})_z = m(x\dot{y} - y\dot{x}) = m\rho\dot{\phi}, \quad (14)$$

where m denotes the mass of the electron. Since the time derivative of the azimuthal angle ϕ is just the angular velocity ω of the electron, i.e. $\omega(t) = \frac{d}{dt}\phi(t)$, it follows the relation :

$$L(t) = m\rho\omega(t). \quad (15)$$

Combining it with the equation of motion for $L(t)$, we are thus led to the equation [18]

$$\frac{d}{dt} \omega(t) = \frac{e}{2\pi m\rho} \frac{d}{dt} \Phi(t). \quad (16)$$

(Take care that the quantity $\Phi(t)$ on the r.h.s. represents the time-dependent total magnetic flux inside the solenoid not the azimuthal angle ϕ .)

Now Gao's argument goes as follows [18]. The differential equation for $\omega(t)$ can easily be solved. On the semicircle C_1 , the general solution is given as

$$\omega_1(t) - \omega_1(0) = \frac{e}{2\pi m\rho} [\Phi(t) - \Phi(0)]. \quad (17)$$

Similarly, the general solution on C_2 is given as

$$\omega_2(t) - \omega_2(0) = \frac{e}{2\pi m\rho} [\Phi(t) - \Phi(0)]. \quad (18)$$

Here, we set $t_i = 0$ as the initial time when the two electron beams are emitted from the point P , while we use $t_f = T$ as the time when the two electron beams encounter again on the circle. For easier comparison with the static magnetic flux case, we may take

$$\omega_1(0) = \omega_0, \quad \omega_2(0) = -\omega_0. \quad (19)$$

This gives

$$\omega_1(t) = +\omega_0 + \frac{e}{2\pi m\rho} [\Phi(t) - \Phi(0)] \quad \text{on } C_1, \quad (20)$$

$$\omega_2(t) = -\omega_0 - \frac{e}{2\pi m\rho} [\Phi(t) - \Phi(0)] \quad \text{on } C_2. \quad (21)$$

Remembering the expression $\mathbf{A}(\mathbf{x}, t) = \frac{\Phi(t)}{2\pi\rho} \mathbf{e}_\phi$ together with the relation $\mathbf{e}_\phi \cdot d\mathbf{x} = \rho d\phi = \rho\omega(t) dt$, we therefore get

$$\begin{aligned} \int_{C_1} \mathbf{A}(\mathbf{x}, t) \cdot d\mathbf{x} &= \int_0^T dt \frac{\Phi(t)}{2\pi\rho} \rho\omega_1(t) = \frac{1}{2\pi} \int_0^T dt \omega_1(t) \Phi(t) \\ &= \frac{1}{2\pi} \int_0^T dt \left\{ +\omega_0 + \frac{e}{2\pi m\rho} [\Phi(t) - \Phi(0)] \right\} \Phi(t). \end{aligned} \quad (22)$$

Similarly, we obtain

$$\int_{C_2} \mathbf{A}(\mathbf{x}, t) \cdot d\mathbf{x} = \frac{1}{2\pi} \int_0^T dt \left\{ -\omega_0 + \frac{e}{2\pi m\rho} [\Phi(t) - \Phi(0)] \right\} \Phi(t). \quad (23)$$

Taking the difference between the above two line integrals, we therefore find that

$$\oint_{C_1 - C_2} \mathbf{A}(\mathbf{x}, t) \cdot d\mathbf{x} = \frac{1}{2\pi} \int_0^T dt 2\omega_0 \Phi(t) = \frac{1}{T} \int_0^T \Phi(t) dt, \quad (24)$$

where use has been made of the relation $\omega_0 T = \pi$. The desired AB-phase shift is then expressed as

$$\phi_{AB} = e \oint_{C_1-C_2} \mathbf{A}(\mathbf{x}, t) \cdot d\mathbf{x} = e \frac{1}{T} \int_0^T \Phi(t) dt. \quad (25)$$

Using the time variable t_f instead of T , this answer precisely coincide with Eq.(9), which was obtained in [9] by neglecting the effect of induced electric field. That the same answer is obtained even without neglecting the effect of induced electric is a highly-nontrivial observation in view of the fact that the electron on the path C_1 and that on the path C_2 feel Lorentz forces in the opposite directions relative to their moving directions. At this point, the following question naturally arises. In the analysis by Gao [18], the time $t = T$ is simply stated as representing the time when the two beams ejected from the point P overlap again and re-interface. However, where on the circle these two beams re-encounter is not clearly stated and left ambiguous. In the following, we shall clear up this mismatch.

What plays an important role here are the following two identities :

$$\phi_f = \int_{C_1} d\phi = \int_0^T \omega_1(t) dt = \int_0^T \left\{ +\omega_0 + \frac{e}{2\pi m \rho} [\Phi(t) - \Phi(0)] \right\} dt, \quad (26)$$

and

$$\phi_f - 2\pi = \int_{C_2} d\phi = \int_0^T \omega_2(t) dt = \int_0^T \left\{ -\omega_0 + \frac{e}{2\pi m \rho} [\Phi(t) - \Phi(0)] \right\} dt. \quad (27)$$

Taking the difference between the two relations, we get

$$2\pi = 2\omega_0 \int_0^T dt = 2\omega_0 T, \quad (28)$$

which just reconfirms the relation $T = \pi/\omega_0$. On the other hand, taking the sum of the two equations, we obtain

$$\phi_f = \pi + \frac{e}{2\pi m \rho} \int_0^T [\Phi(t) - \Phi(0)] dt. \quad (29)$$

This dictates that the re-encountering place Q of the two electron beams is not just the opposite side of P on the circle but it is specified by the azimuthal angle ϕ_f given by the above equation. Note that this angle is dependent on the arrival time T of the electron beams as well as on several other parameters, i.e. e , m and ρ . (This raises some additional questions. We shall later come back to this issue in the next section.) Here, to get an overview of what is happening, we think it instructive to consider one specific example for the time-dependent magnetic flux $\Phi(t)$.

As an illustrative example, let us consider the setting in which $\Phi(t)$ is given as a sum of the time-independent part and the sinusoidally oscillating part as

$$\Phi(t) = \Phi_0 + \Phi_1 \sin \Omega t, \quad (30)$$

where Φ_0 and Φ_1 are some constants. In this case, the time-dependent AB-phase shift is given as

$$\phi_{AB} = e \frac{1}{T} \int_0^T \Phi(t) dt = e \left[\Phi_0 - \Phi_1 \left(\frac{\cos \Omega T}{\Omega T} - \frac{1}{\Omega T} \right) \right] = e \Phi_0 f(\Omega T), \quad (31)$$

with

$$f(\Omega T) = 1 + \frac{\Phi_1}{\Phi_0} \left(\frac{\cos \Omega T}{\Omega T} - \frac{1}{\Omega T} \right). \quad (32)$$

To see the dependence of ϕ_{AB} on the arrival time T , we show in Fig.2 the function $f(\Omega T)$ defined above for the sample choice $\Phi_1/\Phi_0 = 1/10$. One sees that the function $f(\Omega T)$ clearly shows an oscillatory behavior as a function of ΩT , which obviously indicates the existence of the time-dependent AB-effect.

One may also be interested in where on the circle the two electron beams re-encounter. By using the relation

$$\int_0^T [\Phi(t) - \Phi(0)] dt = -\Phi_1 \left(\frac{\cos \Omega T}{\Omega} - \frac{1}{\Omega} \right), \quad (33)$$

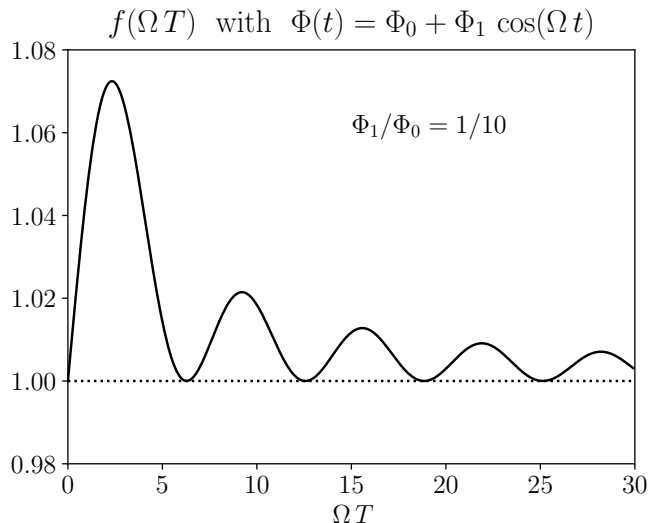


FIG. 2. The auxiliary function $f(\Omega T)$ defined in Eq.(32) corresponding to the time-dependent magnetic flux $\Phi(t) = \Phi_0 + \Phi_1 \cos \Omega t$. The figure corresponds to the choice $\Phi_1/\Phi_0 = 1/10$.

we find that

$$\phi_f = \pi - \frac{e \Phi_1}{2 \pi m \rho} T \left(\frac{\cos \Omega T}{\Omega T} - \frac{1}{\Omega T} \right), \quad (34)$$

which clearly shows that ϕ_f is in general different from π . It would be instructive to inspect some limiting cases. First, in the limit $\Omega \rightarrow 0$, one can readily confirm the following behavior

$$\phi_{AB} \rightarrow e \Phi_0 \quad \text{and} \quad \phi_f \rightarrow \pi. \quad (35)$$

This is only natural, since this limit corresponds to the case of familiar time-independent AB-effect.

On the other hand, in the opposite limit $\Omega \rightarrow \infty$, which corresponds to the case where the oscillation period is extremely short, one finds that ϕ_{AB} and ϕ_f also approaches $e \Phi_0$ and π , i.e.

$$\phi_{AB} \rightarrow e \Phi_0 \quad \text{and} \quad \phi_f \rightarrow \pi. \quad (36)$$

although, in this case, both approach their limiting values while oscillating as a function of T .

III. QUESTIONS STILL REMAIN AND OUTLOOK

From the theoretical analyses so far, we have definitely confirmed the likely existence of the phenomenon called the time-dependent Aharonov-Bohm effect. We could also understand the role of the induced electric field generated by the time-varying magnetic flux inside the solenoid at least partially. Still, we must say that the present analyses of the time-dependent AB-effect are far from complete and leave behind a difficult question. The nature of the problem may be understood if one compares the prediction for the AB-phase shift ϕ_{AB} and that for the angle ϕ_f , both of which are anyhow obtained after taking account of the induced electric field. First, pay attention to the fact that the expression for the time-dependent AB-phase ϕ_{AB} given by Eq.(34) depends only on the time-dependent magnetic flux $\Phi(t)$ inside the solenoid aside from the arrival time T of the electron beams. This resemblance with the familiar time-independent AB-phase shift implies the topological nature of the time-dependent AB-phase shift as indicated in the Appendix of [9]. On the other hand, the expression for the azimuthal angle ϕ_f , which specifies the re-encountering place of the two electron beams on the circle, depends not only on the magnetic flux $\Phi(t)$ but also on several other quantities like the mass m and the charge e of the electron and the chosen radius ρ of the traveling circle of the electron beams. In particular, the dependence on the radius ρ definitely indicates that the angle ϕ_f is not a quantity

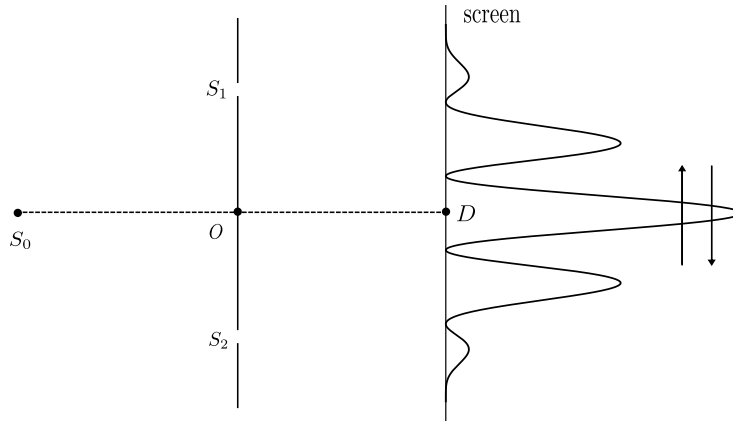


FIG. 3. The picture schematically showing the oscillatory behavior of the peak position of the interference pattern on the screen as the arrival time T or equivalently the velocity v of the electron beams changes.

which can be given any topological significance and that the prediction (34) might be meaningful only within specific choice of the semi-circular paths C_1 and C_2 .

Incidentally, the reason why we have considered the circular paths of the electron should be obvious. It is because this choice respects the axial symmetry of the problem and it is most convenient for handling the effect of the induced electric field. (Remember that the Lorentz force acting on the electron due to the induced electric field acts on the circumferential direction.) In the theoretical analysis of the AB-effect, there is still another popular setting for handling the problem. It is the familiar interference measurement using a double-slit screen and another screen behind it for observing the interference fringes. In this consideration, the electron beams are treated as free waves which are emitted from an ejector S_0 and travel in straight lines through the two slits on the intermediate screen and finally reach the interference fringe observation screen. Some years ago, Choudhury and Mahajan carried out what they call a direct calculation of time-dependent AB-phase shift in the schematic setting of the double-slit measurement [17]. The form of the sinusoidally oscillating magnetic flux is not the same as that considered in the present paper. Besides, their expression for the time-dependent AB-phase shift was obtained by using several approximations and it takes a slightly complicated form as compared with our analytic expression. Nonetheless, their theoretical prediction for the time-dependent AB-phase shift also shows oscillatory behavior as a function of the arrival time T , which gives an additional support to the very existence of the time-dependent AB-effect. Although it is not discussed in their paper, we think it is interesting to pursue the possibilities as described below.

To explain the idea more concretely, suppose that the point-like slits S_1 and S_2 are located symmetrically on the y -axis passing through the origin O as illustrated in Fig.3. The point D on the observation screen is specified by the line S_0OD from the source S_0 to the point D along the x -axis with $y = 0$. In the case of standard time-independent magnetic flux, it is obvious that the point D on the screen is the peak position of interference pattern on the observation screen. As can be naturally imagined from our present analysis, if the magnetic flux is sinusoidally oscillating, the peak position of interference pattern is expected to oscillate around the point D as a function of the arrival time T of the electron beam. The arrival time T of the electron beams is thought to inversely proportional to the velocity v of the electron beam. It should be contrasted to the fact that the standard AB-effect is independent of the electron velocity and this fact is sometimes called the *dispersionless nature* of the AB-effect [19–21]. In other words, the dispersionless nature is not the property of the time-dependent AB-effect. From the consideration above, we rather anticipate that the peak position of interference on the screen would oscillate around the point D as a function of the velocity v of the electron beam. At the present stage, it is difficult to give a fully quantitative prediction on the time variation of the peak position of interference pattern. The reason is because now we do not have any satisfactory understanding about the electron path dependence or independence for the prediction of the interference peak position. Still, the change of the peak position of interference pattern as a function of the electron velocity is a physical phenomenon that is most likely to occur and it is obviously an experimentally measurable object. We anticipate that such a measurement would provide us with the simplest means for confirming the existence or non-existence of the long-unconfirmed time-dependent AB-effect.

REFERENCES

-
- [1] W. Ehrenberg and R. E. Siday. The refractive index in electron optics and the principles of dynamics. *Proc. Phys. Soc. London*, B62:8, 1949.
 - [2] Y. Aharonov and D. Bohm. Significance of electromagnetic potentials in quantum theory. *Phys. Rev.*, 115:485, 1959.
 - [3] A. Tonomura, N. Osakabe, T. Matsuda, T. Kawasaki, J. Endo, S. Yano, and H. Yamada. Evidence for Aharonov-Bohm effect with magnetic field completely shielded from electron wave. *Phys. Rev. Lett.*, 56:792, 1986.
 - [4] N. Osakabe, T. Matsuda, T. Kawasaki, J. Endo, A. Tonomura, and S. Yano. Experimental confirmation of Aharonov-Bohm effect using a toroidal magnet field confined by a superconductor. *Phys. Rev.*, A34:815, 21986.
 - [5] M. Peshkin. The Aharonov-Bohm effect : Why it cannot be eliminated from quantum mechanics. *Phys. Rep.*, 80:375, 1981.
 - [6] S. Olariu and I. I. Popescu. The quantum effects of electromagnetic fluxes. *Rev. Mod. Phys.*, 57:339, 1985.
 - [7] M. Peshkin and A. Tonomura. The Aharonov-Bohm effect. *Lecture Note in Physics*, 340:1, 1989.
 - [8] M. Wakamatsu, Y. Kitadono, L. Zou, and P.-M. Zhang. The role of electron orbital angular momentum in the Aharonov-Bohm effect revisited. *Ann. Phys.*, 397:259, 2018.
 - [9] M. Wakamatsu. On the time-dependent Aharonov-Bohm effect and the 4-dimensional Stokes theorem. *Ann. Phys.*, 477:169984, 2025.
 - [10] D. Singleton and E.C. Vagenas. The covariant, time-dependent Aharonov-Bohm effect. *Phys. Lett.*, B723:241, 2013.
 - [11] J. Macdougall and D. Singleton. Stokes' theorem, gauge symmetry and time-dependent Aharonov-Bohm effect. *J. Math. Phys.*, 55:042101, 2014.
 - [12] R. Andosca and D. Singleton. Time dependent electromagnetic fields and 4-dimensional Stokes' theorem. *Am. J. Phys.*, 84:848, 2016.
 - [13] B. Lee, E. Yin, T.K. Gustafson, and R. Chiao. Analysis of Aharonov-Bohm effect due to time-dependent vector potentials. *Phys. Rev.*, A45:4319, 1992.
 - [14] A.N. Ageev, S.Yu. Davydov, and A.G. Chirkov. Magnetic Aharonov-Bohm Effect under Time-Dependent Vector Potential. *Technical Physics Letters*, 26:392, 2000.
 - [15] B. Gaveau, A.M. Nounou, and L.S. Shulmann. Homotopy and Path Integrals in the Time-dependent Aharonov-Bohm Effect. *Found. Phys.*, 41:1462, 2011.
 - [16] J. Jing, Y.-F. Zhang, K. Wang, Z.-W. Long, and S.-H. Dong. On the time-dependent Aharonov-Bohm effect. *Phys. Lett.*, B774:87, 2017.
 - [17] S. R. Choudhury and S. Mahajan. Direct calculation of time varying Aharonov-Bohm effect. *Phys. Lett.*, A384:2467, 2019.
 - [18] S. Gao. Generalized Aharonov-Bohm effect : Its derivation, theoretical implications and experimental tests. <https://philsci-archive.pitt.edu/24726/>, 2025.
 - [19] A. Zeller. Generalized Aharonov-Bohm Experiments with Neutrons. In *Fundamental Aspects of Quantum Theory, Como 1985*, volume 269, pages 311–318, 1986.
 - [20] M. Peshkin. Force Free Interactions and Nondispersive Phase Shift in Interferometry. *Found. Phys.*, 29:481, 1999.
 - [21] A. Caprez, B. Barwick, and H. Batelaan. Macroscopic Test of the Aharonov-Bohm Effect. *Phys. Rev. Lett.*, 99:210401, 2007.