

Conservative Software Reliability Assessments Using Collections of Bayesian Inference Problems

Kizito Salako*

The Centre for Software Reliability, Department of Computer Science,
City St. George's, University of London,
Northampton square, EC1V 0HB, The United Kingdom
and

Rabiu Tsoho Muhammad

The Centre for Software Reliability, Department of Computer Science,
City St. George's, University of London,
Northampton square, EC1V 0HB, The United Kingdom

November 11, 2025

Abstract

When using Bayesian inference to support conservative software reliability assessments, it is useful to consider a collection of Bayesian inference problems, with the aim of determining the worst-case value (from this collection) for a posterior predictive probability that characterizes how reliable the software is. Using a Bernoulli process to model the occurrence of software failures, we explicitly determine (from collections of Bayesian inference problems) worst-case posterior predictive probabilities of the software operating without failure in the future. We deduce asymptotic properties of these conservative posterior probabilities and their priors, and illustrate how to use these results in assessments of safety-critical software. This work extends *robust Bayesian inference* results and so-called *conservative Bayesian inference* methods.

Keywords: robust Bayesian inference, conservative Bayesian inference, conservative software reliability assessment

*The authors acknowledge work by David Wright (communicated in an internal memo) that proved the necessary form of the prior (6) using a different argument from that presented in this article.

1 Introduction

Bayesian inference can support conservative assessments of software reliability. When assessing safety-critical software — whose primary function is ensuring safety (e.g., nuclear-power-plant safety protection systems or protection functions in autonomous vehicles) — an assessor will typically justify their beliefs (about how reliable the software is) with evidence. Evidence can include extensive successful operation of the software in other environments, use of code-blocks within the software that have undergone detailed analyses for correctness and validity, and the “quality” of the software development process (including the expertise of the development team); for various examples of evidence, see [Littlewood & Wright \(1995, 2007\)](#), [Littlewood & Strigini \(1993\)](#), [Neil et al. \(1996\)](#), [Bishop & Bloomfield \(2000\)](#), [Popov \(2013\)](#), [Klein et al. \(2009\)](#). In principle, the assessor’s beliefs are about statistical model parameters that characterize software reliability, such as the probability of the software failing — these parameters’ true values are unknown, so the assessor expresses their uncertainty about the values (i.e. expresses their beliefs) as a prior distribution over possible parameter values. To be cautious, the assessor might only partly specify this prior, by specifying only probabilities of those parameter value ranges they have “strong” evidence for. In effect, they are specifying a *credal set* — a (*convex*) *collection of prior distributions that are consistent with these partial specifications*.

Upon observing the failure behavior of the software during software testing, the assessor updates their beliefs and makes conservative claims about whether the software is sufficiently reliable; claims supported by posterior probabilities of interest. These posterior probabilities form part of the justification for certifying, or rejecting, the software: examples include the assessor’s confidence in an upper (credible) bound on the probability of the software failing at random, or the (predictive) probability that the software will not fail during future executions. In all such cases, the assessor is seeking the most undesirable value for the

posterior probability of interest — the assessor is being as critical as they can be of the software, given the software’s observed performance and the available evidence. What *is* this worst-case posterior probability value, and *which* prior distribution (consistent with the assessor’s beliefs) gives this value?

This question can be formalized as a constrained optimization over a collection of prior distributions. Let (Ω, Σ) be a measurable space and $X : \Omega \rightarrow I$ be a random variable mapping onto the compact interval $I \subset \mathbb{R}$. Let \mathcal{D} be the set of all probability measures defined on Σ . Consider a pair of continuous, real-valued, non-negative functions f, g , with shared domain I . Since I is compact, $f(X)$ and $g(X)$ are bounded, so $f(X), g(X) \in \mathbb{L}^1(\Omega, \mathbb{P})$ for all $\mathbb{P} \in \mathcal{D}$. Partition I into contiguous sub-intervals I_1, \dots, I_n . The preimages $A_i := X^{-1}(I_i) \in \Sigma$ partition Ω . Assume $\inf_{I_j} g > 0$ for some interval I_j . Let $0 < p_1, \dots, p_n < 1$ satisfy $\sum_{i=1}^n p_i = 1$. Our assessor wants the answer to the following optimization problem.

$$\begin{aligned} & \inf_{\mathcal{D}} \frac{\mathbb{E}[f(X)]}{\mathbb{E}[g(X)]} \\ & s.t. \quad \mathbb{P}(A_1) = p_1, \dots, \mathbb{P}(A_n) = p_n \end{aligned} \tag{1}$$

Problem (1) is solved when one can state the infimum and a prior distribution of X that achieves it. Typically, for parameter value x , $g(x)$ is the likelihood of the software’s observed failure behavior during operation, while $f(x)/g(x)$ is a probability of a *yet-to-be-observed* (possibly *unobservable*) event related to the software’s reliability. Prior distributions in \mathcal{D} that satisfy (1)’s constraints are “feasible” and form a credal set.

Problem (1) is not new. Generalizations have been extensively studied in the robust Bayesian inference literature (see [Berger \(1990\)](#), [Moreno & Cano \(1991\)](#), [Lavine \(1991\)](#), [Berger & Moreno \(1994\)](#)), and certain nonlinear fractional program forms of (1) can be solved using Dinkelbach-type fixed-point iteration (see [Dinkelbach \(1967\)](#), [Schaible \(1976\)](#)), while several special cases related to (1) — so-called *conservative Bayesian inference* (CBI) problems — have been solved to support conservatism in reliability assessments (see [Bishop](#)

et al. (2011), Strigini & Povyakalo (2013), Zhao et al. (2019), Littlewood et al. (2020), Salako et al. (2021), Salako & Zhao (2023, 2024)). Although CBI problems can often be solved numerically, explicit solutions tend to be only for special cases, and the solution methods employed can appear distinct and *ad hoc*. This paper: **i)** unifies these solution methods, exemplified by an explicit general solution to a problem that arises often in software reliability assessments; **ii)** analyses this solution’s properties; **iii)** highlights the practical implications of these results. Worst-case software reliability estimates are stated in Section 2, while Section 3 discusses their properties, applications, limitations, and future work.

2 Results

Proposition 1 simplifies problem (1) (*cf.* Theorem 1 of Moreno & Cano (1991), Theorem 3 of Betrò et al. (1994)).

Proposition 1. For any $\mathbb{P} \in \mathcal{D}$, $\frac{\mathbb{E}[f(X)]}{\mathbb{E}[g(X)]} = \frac{\sum_{i=1}^n f(x_i)\mathbb{P}(A_i)}{\sum_{i=1}^n g(x_i)\mathbb{P}(A_i)}$ for some $x_i \in I_i$ ($i = 1 \dots n$).

Proof. See Appendix A, Supplementary Material. □

By proposition 1, problem (1) is equivalent to the nonlinear fractional program

$$\inf_{x_1 \in I_1, \dots, x_n \in I_n} \frac{\sum_{i=1}^n f(x_i)p_i}{\sum_{i=1}^n g(x_i)p_i}. \quad (2)$$

To illustrate solving (2), consider the following software reliability assessment scenario. An assessor is interested in the probability that a piece of on-demand software will operate correctly on the next m demands, after observing the software correctly handle k demands while also failing on r demands. A Bernoulli (i.i.d.) process is judged to adequately model the software’s successes and failures on a random sequence of demands during its operation. The Bernoulli process parameter X is the unknown *probability of failure on the next demand*

(*pdf*), and \mathcal{D} is the set of all prior distributions over the unit interval (i.e. all possible prior distributions of X). Specifically, for $0 = y_0 < y_1 < \dots < y_n = 1$, the assessor expresses prior beliefs about how likely X is to lie in each of n intervals $I_1 := [y_0, y_1]$, $I_2 := (y_1, y_2]$, \dots , $I_n := (y_{n-1}, y_n]$, by singling out those $\mathbb{P} \in \mathcal{D}$ that obey $\mathbb{P}(X^{-1}(I_i)) = p_i$ for $i = 1, \dots, n$. With $f(x) = x^r(1-x)^{m+k}$ and $g(x) = x^r(1-x)^k$, problem (2) becomes

$$\inf_{x_1 \in I_1, \dots, x_n \in I_n} \frac{\sum_{i=1}^n x_i^r (1-x_i)^{m+k} p_i}{\sum_{i=1}^n x_i^r (1-x_i)^k p_i}. \quad (3)$$

Theorem 1. *A unique fixed point solves (3) — i.e. a triplet, ϕ^* , y_* , y_{**} , that satisfies*

$$(1 - y_{**})^m \left(\frac{r - y_{**}(m + k + r)}{r - y_{**}(k + r)} \right) = \phi^* = (1 - y_*)^m \left(\frac{r - y_*(m + k + r)}{r - y_*(k + r)} \right),$$

$$\phi^* = \min\{\phi_1^*, \phi_2^*\},$$

where

$$\phi_1^* = \begin{cases} \frac{\sum_{i=2}^{j_1} f(y_{i-1})p_i + \sum_{i=j_1+1}^{j_2-1} f(y_i)p_i + f(y_*)p_{j_2} + \sum_{i=j_2+1}^n f(y_{i-1})p_i}{\sum_{i=2}^{j_1} g(y_{i-1})p_i + \sum_{i=j_1+1}^{j_2-1} g(y_i)p_i + g(y_*)p_{j_2} + \sum_{i=j_2+1}^n g(y_{i-1})p_i}, & j_1 < j_2 \\ \frac{\sum_{i=2}^n f(y_{i-1})p_i}{\sum_{i=2}^n g(y_{i-1})p_i}, & j_1 = j_2 \end{cases}$$

$$\phi_2^* = \begin{cases} \frac{\sum_{i=2}^{j_1-1} f(y_{i-1})p_i + \sum_{i=j_1}^{j_2-1} f(y_i)p_i + f(y_*)p_{j_2} + \sum_{i=j_2+1}^n f(y_{i-1})p_i}{\sum_{i=2}^{j_1-1} g(y_{i-1})p_i + \sum_{i=j_1}^{j_2-1} g(y_i)p_i + g(y_*)p_{j_2} + \sum_{i=j_2+1}^n g(y_{i-1})p_i}, & j_1 < j_2 \\ \frac{\sum_{i=2}^{j_2-1} f(y_{i-1})p_i + f(y_*)p_{j_2} + \sum_{i=j_2+1}^n f(y_{i-1})p_i}{\sum_{i=2}^{j_2-1} g(y_{i-1})p_i + g(y_*)p_{j_2} + \sum_{i=j_2+1}^n g(y_{i-1})p_i}, & j_1 = j_2 \end{cases}$$

for some $1 \leq j_1 \leq j_2 \leq n$ such that $y_{**} < \frac{r}{r+m+k} < \frac{r}{r+k} < y_*$, $y_{**} \in \bar{I}_{j_1}$, and $y_* \in \bar{I}_{j_2}$ (n.b.

\bar{I}_i is the closure of I_i). The infimum ϕ^* is attained by the prior distribution of X

$$\mathbb{P}(X = x) = \begin{cases} p_1, & \text{if } x = \mathbb{1}_{n=1}, \\ p_i, & \begin{cases} \text{if } x = y_{i-1} \text{ and } \{2 \leq i < j_1\} \cup \{j_2 < i \leq n\}, \\ \text{if } x = y_i \text{ and } \{j_1 < i < j_2\}, \end{cases} \\ p_{j_1}, & \text{if } x = y_{j_1-1} \mathbb{1}_{\phi^*=\phi_1^*} + \min\{y_{j_1}, y_*\} \mathbb{1}_{\phi^*=\phi_2^* \neq \phi_1^*}, \\ p_{j_2}, & \text{if } x = (y_{j_1-1} \mathbb{1}_{j_1=j_2} + y_* \mathbb{1}_{j_1 < j_2}) \mathbb{1}_{\phi^*=\phi_1^*} + y_* \mathbb{1}_{\phi^*=\phi_2^* \neq \phi_1^*}, \\ 0, & \text{otherwise.} \end{cases} \quad (4)$$

Proof. See Appendix B, Supplementary Material. \square

Corollary 1. Consider the limiting case of (3) with no software failures ($r = 0$),

$$\inf_{x_1 \in I_1, \dots, x_n \in I_n} \frac{\sum_{i=1}^n (1 - x_i)^{m+k} p_i}{\sum_{i=1}^n (1 - x_i)^k p_i} \quad (5)$$

A unique fixed point solves (5) — i.e. a pair, ϕ^* , y_* , that satisfies

$$\begin{aligned} \phi^* &= (1 - y_*)^m (m + k) / k, \\ \phi^* &= \frac{\sum_{i=1}^{j-1} (1 - y_i)^{m+k} p_i + (1 - y_*)^{m+k} p_j + \sum_{i=j+1}^n (1 - y_{i-1})^{m+k} p_i}{\sum_{i=1}^{j-1} (1 - y_i)^k p_i + (1 - y_*)^k p_j + \sum_{i=j+1}^n (1 - y_{i-1})^k p_i}, \end{aligned}$$

for some $1 \leq j \leq n$ with $y_* \in \bar{I}_j$. The infimum ϕ^* is attained by the prior distribution of X

$$\mathbb{P}(X = x) = \begin{cases} p_i, & \begin{cases} \text{if } x = y_i \text{ and } i < j, \\ \text{if } x = y_{i-1} \text{ and } i > j, \end{cases} \\ p_j, & \text{if } x = y_*, \\ 0, & \text{otherwise.} \end{cases} \quad (6)$$

Proof. Let $r \rightarrow 0$ in Theorem 1, assuming $n + 1$ constraining intervals where the first interval's upper endpoint is $r/(r + k)$ and the first interval's probability is $o(1)$. \square

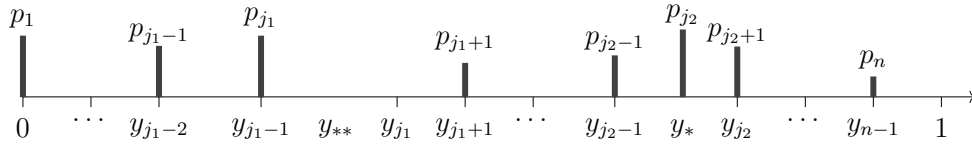


Figure 1: An illustration of conservative prior distribution (4)

3 Discussion

3.1 Bayesian Inference for Conservative Assessments

Theorem 1 and Corollary 1 illustrate a conservative application of Bayesian inference. These results determine the smallest possible posterior predictive probability of the software successfully handling m demands in the future, after observing the software's past

performance and accounting for any evidence that justifies only a partial specification of prior beliefs about the pdf . The assessor’s partially specified beliefs define a collection of prior distributions that each satisfy this specification. So, each prior is consistent with the available reliability evidence. These “feasible” priors are updated via traditional Bayesian inference, producing a collection of posterior distributions and a “worst-case” value (from this collection) for a posterior probability of interest. Using inference in this way to support conservative assessments is so-called CBI.

The conservative prior distributions (4) and (6) are “degenerate”: i.e. discrete priors for a parameter that can be any value in the unit interval. Most values of the parameter — of the pdf — are impossible with these priors. These priors do *not* represent the assessor’s beliefs *per se*, but represent beliefs (consistent with the assessor’s) that conservatively interpret the evidence for inference. The assessor’s actual beliefs are represented by the constraints on the collection of feasible priors.

The posterior predictive probabilities under CBI “converge” to the values obtained under traditional Bayesian inference, as the partial specification of the prior approaches that of a fully specified prior (*cf.* convergence of ϵ -contaminations to traditional Bayesian inference, in Berger (1990), Moreno & Cano (1991) for instance, as $\epsilon \rightarrow 0$). For example, suppose the constraints in (3) are a partial specification of a particular Beta distribution. Further suppose a sequence of increasingly more detailed partial specifications of this Beta distribution, with the number of “ I_i ” intervals growing to infinity while the intervals’ maximum size shrinks to zero. Then, by the *monotone convergence theorem*, both the numerator and denominator of the objective function in (3) converge to definite integrals w.r.t. the Beta distribution. So, the infimum in (3) converges to the posterior predictive probability (of the software surviving m demands without failure) resulting from using the Beta prior distribution.

The partial specification does not need to be in terms of parameter intervals (see gener-

alizations as measurable sets in [Moreno & Cano \(1991\)](#)). Some alternative specifications include perturbations of priors (so-called ϵ -contaminations) and moments; e.g. see [Berger \(1994\)](#), [Betrò et al. \(1994\)](#), [Salako \(2020\)](#). In [Salako & Zhao \(2023\)](#), a partial specification of a joint prior distribution states that one of its marginal distributions is continuous (without specifying a distribution family).

Strictly speaking, the conservative prior distribution may not be feasible (i.e. it does not satisfy all of the problem constraints). Rather, it is the limit of feasible priors. For example, for the conservative prior (4), probability p_i might be assigned to the lower endpoint of interval I_i despite I_i being open at its lower endpoint.

When applying these results, Theorem 1 and Corollary 1 are useful in two ways. Firstly, they improve numerical solution-finding routines, by focusing the routines to be more targeted in their search for solutions. For instance, limiting the search to those functional forms that satisfy the fixed-point system of equations in Theorem 1; the optimization becomes a root-finding problem. Secondly, the solutions' properties give insight into the practical meaning and implications of these solutions; e.g. insight into an assessor's conservatism and the claims the assessor can justify.

These results reemphasize a general observation made in previous works: that CBI conservatism is relative, not absolute. The conservative values for different posterior predictive probabilities are achieved using different priors. A prior is conservative, or not, depending on what is observed, on which beliefs are justified, on what statistical model is used, and on what claim is being made. For instance, the conservative priors (4) and (6) differ from those in [Zhao et al. \(2019\)](#), because the posterior predictive probabilities differ: this paper is concerned with the posterior probability of the software successfully handling future demands, while that paper considers posterior credible bounds on *pdf* X . For more example posterior predictive probabilities and their conservative priors, see [Zhao et al. \(2015\)](#), [Salako](#)

& Zhao (2024).

Conservatism, rather than robustness, is this paper’s focus — the difference between the two is worth highlighting. *Robust Bayesian inference* techniques evaluate the sensitivity of the outputs of inference to changes in, or ignorance about, the inputs to inference — inputs such as the prior distribution and the likelihood (see Lavine (1991), Berger (1994)). These techniques also utilise collections of Bayesian inference problems, to determine upper and lower bounds on posterior probabilities of interest. The gap between these bounds quantifies how robust the inference is, so that a sufficiently small gap could mean a certain level of ignorance about the prior or likelihood is acceptable. There are also approaches to robust inference using *imprecise probabilities*, involving convex collections of prior distributions and ranges of values for probabilities (see Walley (1991), Augustin et al. (2014)). Contrastingly, conservatism, as presented in this paper, attempts to “*err-on-the-side-of-caution*” by determining if the worst-possible value for a posterior probability is, nevertheless, acceptable. This can be viewed as a special case of *conditional Γ -maximin decision making* with two actions — “accept” and “reject” — and two corresponding “utility” functions — respectively, the unknown probability of the software correctly handling m demands (i.e. $(1 - X)^m$) and some acceptable smallest value for this probability (see Betrò & Ruggeri (1992) and Vidakovic (2000) for general conditional Γ -minimax treatments in terms of losses rather than utilities). All of these related, philosophically different, approaches employ similar techniques to address model misspecification, belief elicitation, and uncertainty-aware decision-making challenges.

CBI can be used to check the robustness of CBI results that rely on an assumed statistical model. For example, problem (3) assumes the software has i.i.d. outcomes on randomly occurring demands. However, in many situations, there are good reasons to expect software failures and successes to be correlated. How sensitive are CBI’s conservative results to

deviations from the i.i.d. model? By using a more general statistical model that has the i.i.d. model as a special case (i.e. Klotz’s model in [Klotz \(1973\)](#)), CBI is used in [Salako & Zhao \(2023, 2024\)](#) to show that small deviations can have a significant impact.

3.2 Properties of CBI Solutions

The infimum of the objective function in (3) can only take on certain functional forms determined by the gradient of the objective function. There are n preferred locations in the prior’s domain where the p_i probabilities should be assigned; the i -th location is a limit point of constraint interval I_i . All previously published CBI solutions have each been constrained by finitely many such functional forms.

Multiparameter generalizations of (2) have analogous conservative priors to (4) and (6): the priors remain discrete but become multidimensional, they agree with the univariate conservative priors in appropriate limits, and they also result from unique fixed points. [Littlewood et al. \(2020\)](#) contains some examples. Other multiparameter problems, with objective functions that are posterior credible bounds on pfd , can be found in [Zhao et al. \(2020\)](#), [Salako et al. \(2021\)](#), [Salako & Zhao \(2024\)](#). The conservative priors remain discrete, multidimensional, but have no explicit fixed-point in the CBI solution statement.

Whether the fixed point dependence is implicit or explicit in the solution, a common theme across these solutions is that the fixed points behave like “attractors” or “repellers” — attracting or repelling locations where probability masses are assigned in the domain of the prior. The optimization constraints induce a partition of the prior’s domain, and the fixed points dictate those locations where probability mass should be assigned (in each subset of the partition) to achieve conservative results. For some CBI problems, the fixed point exclusively attracts or repels. For other problems, the fixed point attracts locations in some subsets while repelling locations in other subsets. An example is the five solutions in the

proof of the theorem in Zhao et al. (2019); the placement of probability masses for each of these solutions is determined by the attraction and repulsion of the fixed point $r/(r+k)$ (i.e. the MLE for $x^r(1-x)^k$).

Theorem 1’s fixed-point triplet — i.e. ϕ^* , y_{**} , y_* — are related by the function $h : [0, 1] \setminus \{\frac{r}{r+k}\} \rightarrow \mathbb{R}$, $h(x) = (1-x)^m \left(\frac{r-x(m+k+r)}{r-x(k+r)} \right)$; see Figure 2. The gradient of the objective function defines h , where h determines when gradient components are non-trivially zero. The roots of the difference $h - \phi$, between h and the objective function ϕ , imply the fixed point “attracts” (w.r.t. y_*) and “repels” (w.r.t. y_{**}). Similarly, for Corollary 1, y_* “attracts” (see Appendix B, Supplementary Material).

The “attractors” and “repellers” are not necessarily “points”; they can be topological manifolds in the prior’s domain. In Salako & Zhao (2023), a joint prior is constrained to have a continuous marginal. Consequently, the conservative joint prior has line-segments in its domain that “attract” univariate probability density. Similar degenerate solutions occur for multidimensional ϵ -contamination problems; e.g. solutions involving 2-dimensional extreme priors with support on 1-dimensional curves in the domain of the priors — see Theorem 1 and Remark 1 of Liseo et al. (1996), Remark 2 of Moreno & Cano (1995), and Lavine et al. (1991).

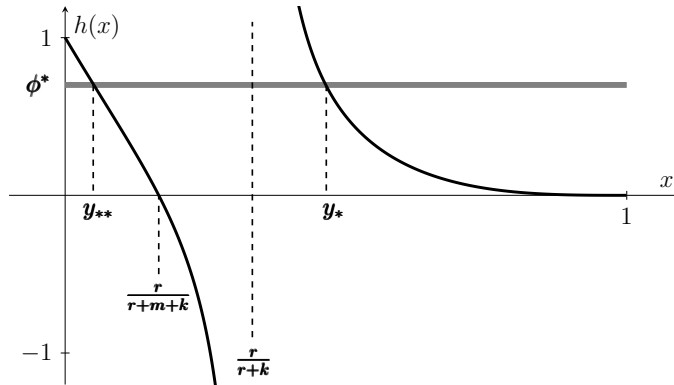


Figure 2: How ϕ^* , y_{**} , and y_* , are related by $h(x) = (1-x)^m \left(\frac{r-x(m+k+r)}{r-x(k+r)} \right)$.

Problem (3) is appropriate for safety-critical applications, where *any* software failure is

unacceptable. For less critical applications, future failures might be acceptable or, even, inevitable. A generalisation of (3) considers, at most, l future failures:

$$\inf_{x_1 \in I_1, \dots, x_n \in I_n} \frac{\sum_{i=1}^n \sum_{s=0}^l \binom{m}{s} x_i^{r+s} (1-x_i)^{m+k-s} p_i}{\sum_{i=1}^n x_i^r (1-x_i)^k p_i}, \quad (7)$$

where $l < m$. The solution to (7) is also governed by a fixed point with an attractor and repeller, like Theorem 1. We focus on the simpler problem (3) to ease the exposition, and because (3) reveals the salient solution characteristics for this class of CBI problems.

3.3 Practical Applications and Implications

The infimum in Theorem 1, i.e. ϕ^* , behaves as expected given the practical context. When positive operational evidence (of the software being very reliable) mounts — i.e. as the number, k , of observed successfully handled demands increases — ϕ^* increases monotonically. While, with more negative operational evidence — so, as the number, r , of software failures increases — ϕ^* monotonically reduces. Note: $0 \leq \phi^* \leq (1-y_2)^m$, where 0 and $(1-y_2)^m$ are the limits of ϕ^* for, respectively, large r and k (see Appendix C, Supplementary Material).

In practice, when failures and successes are observed (i.e. $r > 0$, $k > 0$), the constraints in problem (3) *must* have three (or more) intervals; otherwise $\phi^* = 0$, no matter how many successes k are observed! This is because x_1 must always be 0 (see prior (4)) and, with two intervals, $\phi = (1-x_2)^m$ so that $\phi \rightarrow 0$ as $x_2 \rightarrow 1$. Hence, setting $x_2 = 1$ ensures $\phi^* = 0$. One’s initial reaction upon seeing $\phi^* = 0$ might be that this is “too” conservative. Surely there must be *some* non-zero probability of the software correctly handling the future demands — particularly when it has already correctly handled most of the demands in the past? This reaction is misguided; it ignores the fact that CBI can only be as conservative as the assessor’s limited beliefs and observations will allow, so it highlights what unfavorable claims can be justified if the evidence is not strong enough to invalidate the claim. To preclude this $\phi^* = 0$ possibility, the assessor must have evidence that strongly suggests

the software is very reliable (so $y_2 \ll 1$) but not perfect (so $y_1 > 0$). In the rest of our discussion, applications of Theorem 1 will involve constraints with three or four intervals.

Typically, to statistically demonstrate that safety-critical on-demand software is sufficiently reliable, such software is required to successfully handle a predetermined number of random demands without failure. If a failure occurs, one might think that the conservative thing to do is to stop the software execution, fix the failure-causing fault in the software, then restart the software demonstration ignoring the software’s past performance on the previous demands. However, [Littlewood & Wright \(1997\)](#) show how it’s more conservative to take the failure and past successes into account, and assume the fix has not changed the software’s reliability, when deciding how many more demands the software should be subjected to. Using a uniform (Beta) prior distribution of pdf , $B(1, 1)$, they compute the total number of demands needed to demonstrate a posterior probability, $(1 - \alpha)$, of the software correctly handling m future demands, upon observing the software fail r and successfully handle k past demands. Table 1 compares these demand numbers with what Theorem 1 stipulates they should be, using partial specifications of the uniform prior in terms of 3 intervals; for consistency with the uniform prior, $p_1 = y_1$, $p_2 = y_2 - y_1$, $p_3 = 1 - y_2$.

The triplet of (m, α) values in the table — i.e. $(46, 0.009895)$, $(500, 0.097982)$ and $(1000, 0.178476)$ — are chosen for illustration because, under the Beta prior, they each require the software to successfully handle 4602 demands without failure. This illustrates a range of claims that can be made with a fixed demand budget using the Beta prior. Contrastingly, the conservative CBI prior changes, depending on m , α , and the constraining intervals in (2), so that different demand budgets are required even when no failures are observed. For instance, with $y_2 = 10^{-4}$, the required number of demands without failure under CBI is 46861, 49322, and 51882.

The table shows how the level of conservatism matters: i.e. the total number of required

Number of failures (r)	$m = 46, \alpha = 0.009895$			$m = 500, \alpha = 0.097982$			$m = 1000, \alpha = 0.178476$		
	Beta Prior		CBI Priors	Beta Prior		CBI Priors	Beta Prior		CBI Priors
	$y_2 = 10^{-4}$	$y_2 = 10^{-5}$	$y_2 = 2 \times 10^{-5}$	$y_2 = 10^{-4}$	$y_2 = 10^{-5}$	$y_2 = 2 \times 10^{-5}$	$y_2 = 10^{-4}$	$y_2 = 10^{-5}$	$y_2 = 2 \times 10^{-5}$
0	4602	46861	39294	4602	40440	49322	4602	42247	43119
1	9229	52320	59357	9450	62567	54417	9681	65156	64371
2	13855	75760	82957	14298	86230	78771	14766	89744	89868
3	18481	99569	106864	19147	110175	103509	19852	114625	115694
4	23107	123607	130966	23996	134304	128486	24938	139697	141732
5	27734	147800	155205	28845	158562	153623	30024	164903	167919
6	32360	172105	179545	33694	182916	178878	35111	190209	194214
7	36986	196495	203961	38543	207343	204221	40198	215592	220593
8	41612	220951	228438	43392	231829	229633	45285	241035	247037
9	46239	245460	252964	48241	256362	255100	50372	266528	273536

Table 1: Comparison between the results from *Littlewood & Wright (1997)* using a uniform (Beta) prior, and the results from using CBI priors. The CBI problem constraints, including the choice of y_2 , are consistent with the Beta prior. The table lists the total number of demands needed (including r unsuccessful demands) to justify a posterior reliability value of $(1 - \alpha)$ for m future successes. Here, $y_1 = 10^{-6}$, $p_1 = y_1$, $p_2 = y_2 - y_1$ and $p_3 = 1 - y_2$.

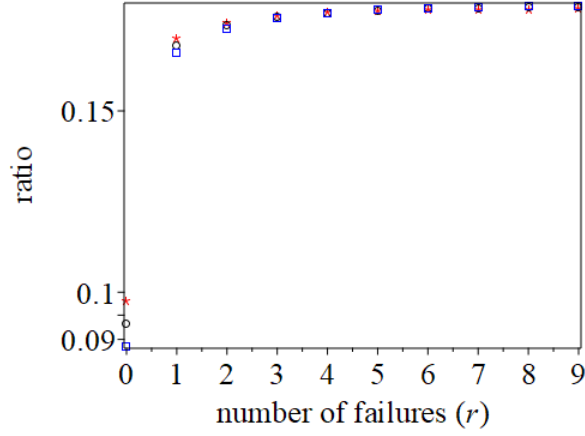


Figure 3: *Ratio of the number of demands needed to demonstrate $(1 - \alpha)$ reliability bound with $y_1 = 10^{-6}$, $y_2 = 10^{-4}$.*

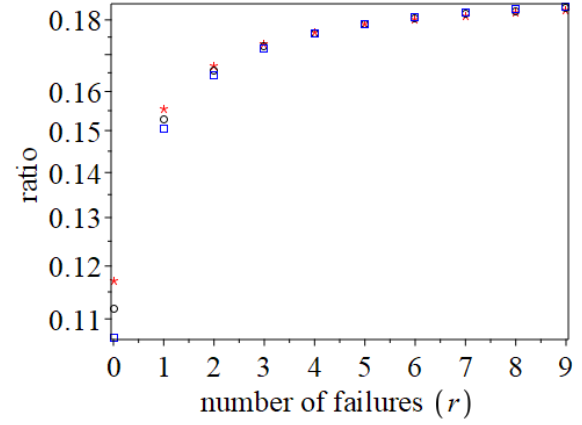


Figure 4: *Same parameters as Figure 3 except $y_2 = 2 \times 10^{-5}$.*

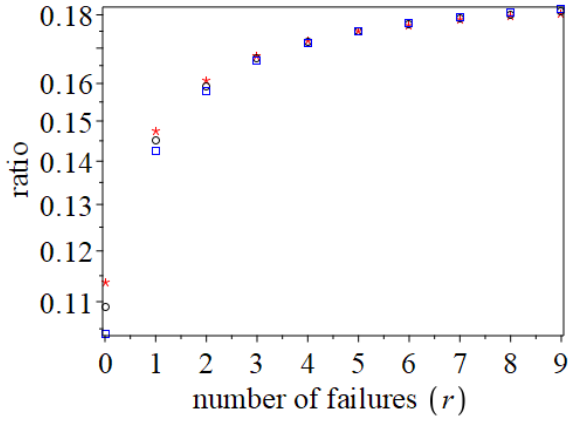
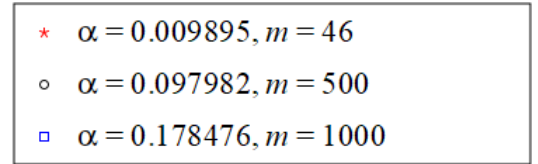


Figure 5: *Same parameters as Figure 3 except $y_2 = 10^{-5}$*



demands (with failures) is noticeably different, depending on whether the Beta prior, versus a CBI prior, is used. For the (small) numbers of failures in the table, the required number of demands under CBI is roughly an order of magnitude larger than the required number for the Beta prior. Using the table data, Figures 3, 4 and 5 depict how each ratio — the number of demands for the Beta prior divided by the number for a CBI prior — grows as the number of failures increases. In each figure, each ratio monotonically approaches an upper bound and stabilizes after only a few failures.

The upper bounds suggest conservatism still matters when r is large. If k_β and k_C are the required amounts of failure-free operation (according to the Beta and CBI priors), to demonstrate the software continues to meet the $(1 - \alpha)$ reliability requirement as r increases, numerical estimation suggests $\lim_{r \rightarrow \infty} k_\beta/r < \lim_{r \rightarrow \infty} k_C/r < \infty$. Analytically, as $r \rightarrow \infty$, $k_\beta \rightarrow \infty$ and $\frac{r}{r+k_\beta} \rightarrow 1 - (1 - \alpha)^{1/m}$ with the Beta prior. With a CBI prior, the asymptotic behavior of $r/(r + k_C)$ is more interesting. As r and (therefore) k_C increase, ϕ^* remains equal to the value $(1 - \alpha)$, while $\frac{r}{r+m+k_C}$ and $\frac{r}{r+k_C}$ tend to the same value. The h function tends to $(1 - x)^m$, except at the limit of $\frac{r}{r+k_C}$ where h will be undefined. The relationship in Figure 2, among the fixed-point triplet, implies the difference $(h - \phi^*)$ has limiting roots: either $y_* \rightarrow (1 - \phi^{*\frac{1}{m}})$ and $y_{**} \rightarrow \frac{r}{r+k_C}$ (e.g. see Figure 6), or the limits are switched. In general, k_β/r and k_C/r have different limits (see Appendices D, E, Supplementary Material); see numerical examples of y_* and y_{**} convergence in Figures 7, 8, 9, plotted using (m, α) from Table 1.

As expected, in Table 1, the number of required demands increases with an increase in failures, under both the Beta and CBI priors. However, unlike the Beta prior, under CBI, there are y_2 values for which *any* failure implies *no amount* of failure-free operation is enough to demonstrate the $(1 - \alpha)$ posterior probability — even an infinite amount won't suffice! This is true for any $y_2 > 1 - (1 - \alpha)^{\frac{1}{m}}$, because the aforementioned upper limit of

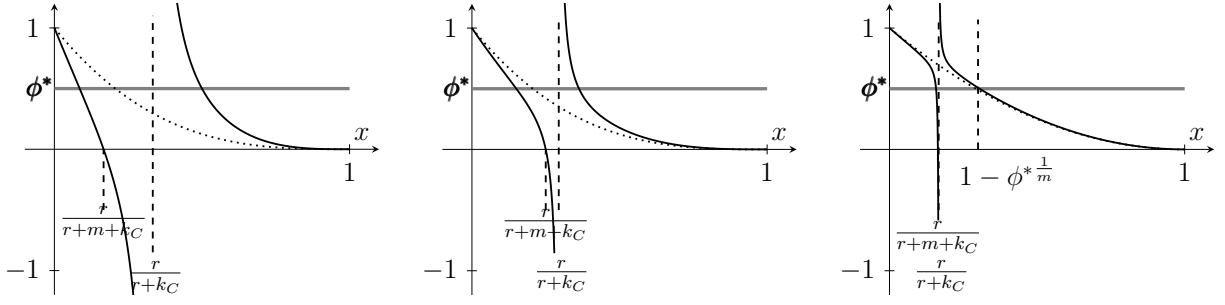


Figure 6: Example h converging to $(1-x)^m$ almost everywhere as $r \rightarrow \infty$ and $k_C \rightarrow \infty$.

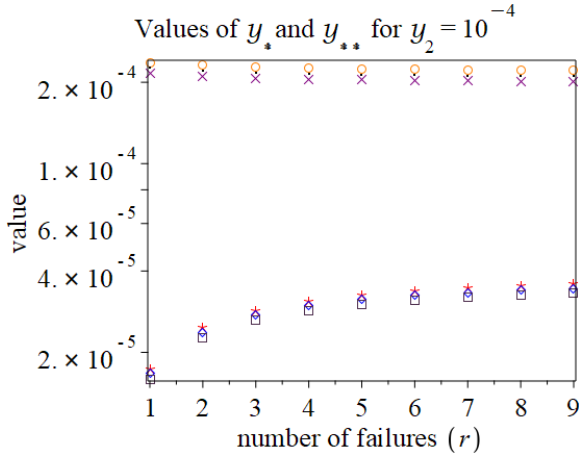


Figure 7: For each (m, α) in Table 1, as r and k_C grow to infinity, $y_{**} \rightarrow \frac{r}{r+k_C}$ and $y_* \rightarrow 1 - (1 - \alpha)^{1/m}$.

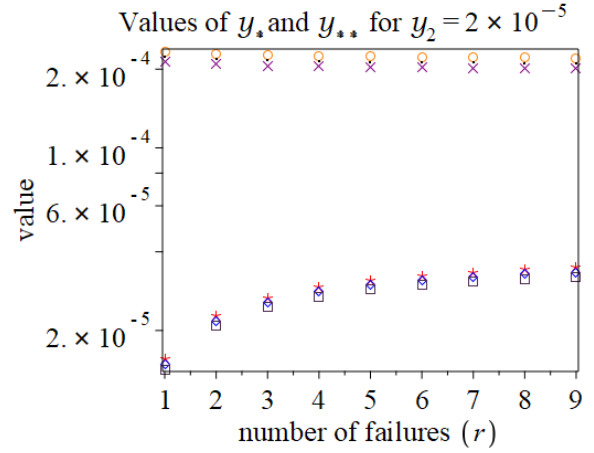


Figure 8: The same parameters as Figure 7 except $y_2 = 2 \times 10^{-5}$.

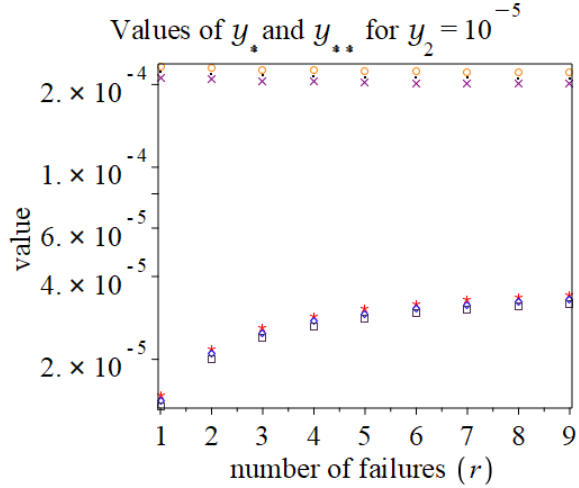


Figure 9: The same parameters as Figure 7 except $y_2 = 10^{-5}$

*	y_{**} , $\alpha = 0.009895, m = 46$
o	y_* , $\alpha = 0.009895, m = 46$
◇	y_{**} , $\alpha = 0.097982, m = 500$
·	y_* , $\alpha = 0.097982, m = 500$
□	y_{**} , $\alpha = 0.178476, m = 1000$
×	y_* , $\alpha = 0.178476, m = 1000$

ϕ^* is $(1 - y_2)^m$ as $k \rightarrow \infty$; here, $\phi^* = 1 - \alpha$. Table 1 excludes such y_2 values.

We have highlighted trends in Table 1 that do not change when y_2 is altered. Although the number of demands appears to increase with decreasing y_2 when there *are* failures, the number of demands is *not* monotonic w.r.t. y_2 when there are *no* failures. For instance, when $m = 46$ and $\alpha = 0.009895$, as y_2 decreases from 10^{-4} to 10^{-5} , the total number of demands reduces from 46861 to 39394, then increases to 40440. This non-monotonic behavior is unsurprising, since altering y_2 alters intervals I_2 , I_3 , and probabilities p_2 , p_3 .

There are situations where the software being free from faults is a real possibility (see Zhao et al. (2015, 2018), Strigini & Povyakalo (2013)). In such cases, when no failures are observed, the appropriate CBI solution is the limit of Corollary 1 as $y_1 \rightarrow 0$, with probability p_1 of “fault-freeness”: i.e. the limit

$$\phi^* = \frac{p_1 + \sum_{i=2}^{j-1} (1 - y_i)^{m+k} p_i + (1 - y_*)^{m+k} p_j + \sum_{i=j+1}^n (1 - y_{i-1})^{m+k} p_i}{p_1 + \sum_{i=2}^{j-1} (1 - y_i)^k p_i + (1 - y_*)^k p_j + \sum_{i=j+1}^n (1 - y_{i-1})^k p_i}. \quad (8)$$

Appendix F of the Supplementary Material derives this limit. Strigini & Povyakalo (2013) consider a special case of (8), with one constraining point and one constraining interval; i.e. the constraints $\mathbb{P}(X = 0) = p_1$ and $\mathbb{P}(0 < X \leq 1) = 1 - p_1$.

Strigini and Povyakalo remark that any observed failure implies $\phi^* = 0$. This is an instance of the observation we made earlier in this section: in general, at least three constraining intervals and the probability of fault-freeness are required, to prevent ϕ^* being necessarily zero. In fact, in the limiting “fault-freeness” case of Theorem 1, i.e. in the limit of the Theorem 1 solution as $y_1 \rightarrow 0$, the form of ϕ^* is unchanged except for probability masses p_1 and p_2 being assigned to $x = 0$. Thus, only constraining intervals I_3 , and above, contribute non-trivially to ϕ^* . As such, with only two intervals and the “fault-freeness” probability, the objective function simply becomes $\phi = (1 - x_3)^m$, which tends to 0 as x_3 tends to 1. Hence, $\phi^* = 0$. Intuitively, to be conservative, the assessor rules out the software being fault-free if

any failure is observed, and considers any failure extremely strong evidence of the software being arbitrarily close to completely unreliable (i.e. arbitrarily close to the pdf being 1).

Otherwise, with at least three intervals and a “fault-freeness” probability, ϕ^* grows as more failure-free operation is observed. Figures 10 and 11 compare how quickly ϕ^* grows with increasing k (keeping m fixed)¹, comparing when there are no failures (from Strigini et al. with one constraining interval) with when there are *some* (with three constraining intervals). The p_i probabilities are chosen for illustration as $p_1 = 0.9$, $p_2 = 0.09$, $p_3 = 0.009$, and $p_4 = 0.0001$. Figure 10 uses $y_1 = 0$, $y_2 = 10^{-6}$, $y_3 = 10^{-5}$, while Figure 11 uses the less stringent $y_1 = 0$, $y_2 = 10^{-5}$ and $y_3 = 10^{-3}$.

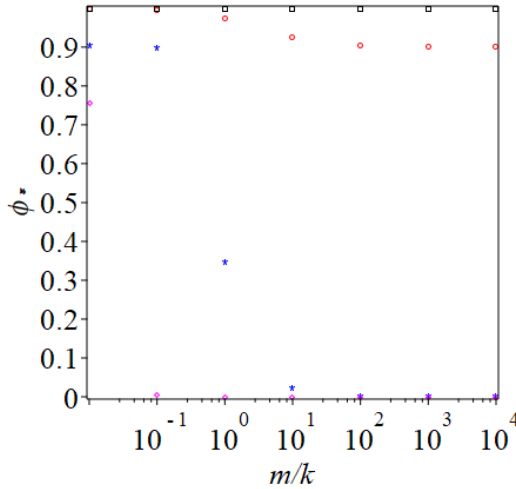


Figure 10: ϕ^* as successes k increase from right to left with, and without, failures.

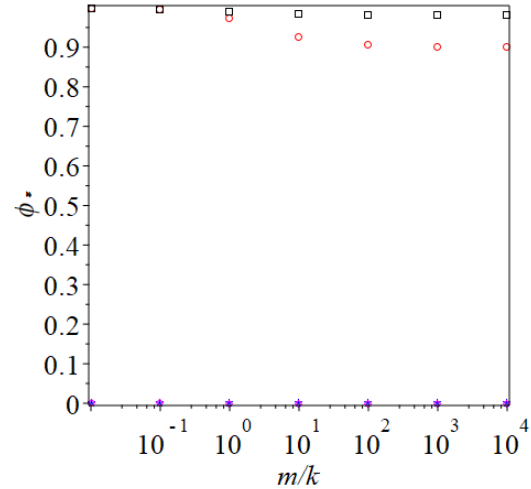
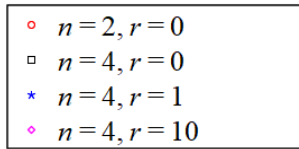


Figure 11: The same parameters as those in Figure 10 with less stringent y_2, y_3



In these Figures the limits of ϕ^* differ for large k , depending on whether failures are observed or not. When no failures are observed, using ϕ^* from (8), ϕ^* grows to 1 as $k \rightarrow \infty$ because of

¹Since the ratio m/k is used to generate the graphs, the graphs also illustrate how ϕ^* reduces as the required number of successful future demands m increases (keeping k fixed).

the probability of “fault-freeness” p_1 . However, with failures, ϕ^* grows to $(1 - y_3)^m$ instead, since p_1 and p_2 do not contribute to ϕ^* and the y_i are ordered. In Figure 10, $(1 - y_3)^m$ is 0.905, so the $r = 1$ and $r = 10$ curves grow to this limit. In Figure 11, these curves imperceptibly grow to the limit 4.5×10^{-5} .

Similarly, as $m \rightarrow \infty$ with no failures, $\phi^* \rightarrow p_1 / (p_1 + p_2 + \sum_{i=3}^n (1 - y_{i-1})^k p_i)$. That is, for large m , ϕ^* shrinks to the smallest posterior probability of the software being fault-free. This follows from the limit of (8) and the fact that $y_* \rightarrow 0$ here (for a special case derivation, see Zhao et al. (2015, 2018)): the posterior probability is made as small as possible by making the denominator as large as possible, placing the p_i s at the lower endpoints of their respective intervals. In contrast, as $m \rightarrow \infty$ with failures, the ϕ^* in the “fault-freeness” limit of Theorem 1 tends to 0.

3.4 Limitations and Future Work

Like traditional Bayesian inference, CBI also requires some belief elicitation. The use of partial specifications of priors in CBI can be viewed as a “conservative” act — by design, this tries to prevent the use of unjustified beliefs for inference. Although this significantly reduces the traditional burden of eliciting a fully specified prior, some elicitation questions remain under CBI, such as “What is the best way to elicit partial specifications of priors, based on diverse forms of evidence?”. Can this form of (conservative) inference be shown to be more, or less, sensitive to certain forms of evidence? Such questions have been partially addressed in previous work (e.g. Zhao et al. (2018), Littlewood et al. (2020), Salako et al. (2021)), but more work is needed. One possible direction is the use of imprecise probabilities for the partial prior specifications, replacing the precise p_i probabilities with intervals $[\underline{p}_i, \overline{p}_i]$. See Walley (1991) and Augustin et al. (2014) for general imprecise probability overviews, while Coolen (2004), Utkin & Coolen (2007), focus on its application to (continuously

operating software) reliability assessment.

Our example CBI application is the assessment of “on-demand” software, which executes only when needed (see [Littlewood & Strigini \(1993\)](#), [Innal et al. \(2010\)](#)); although we expect analogous results for continuously operating software, effects specific to continuous operation may yield meaningfully different outcomes.

Under fixed-point iteration, all the CBI problems (3) we have checked numerically quickly converge to the solutions. The fixed-point condition $h(y_*) = \phi^*$, along with attractor–repeller consistent prior-domain locations, are the fixed-point solution of the parametric problem $\sum_{i=1}^n \min_{x_i \in I_i} \{p_i x_i^r (1 - x_i)^k ((1 - x_i)^m - \phi)\}$ where ϕ is the objective function in (3). Dinkelbach-type iteration converges to ϕ^* from any start $\hat{\phi}_1 \in (0, 1]$: **1)** given $\hat{\phi}_t$, set $x_{j_2} = h^{-1}(\hat{\phi}_t)$ on $(\frac{r}{r+k}, 1]$; **2)** for $i \neq j_2$, pick $x_i \in \{y_{i-1}, y_i\}$ minimizing $p_i x_i^r (1 - x_i)^k ((1 - x_i)^m - \hat{\phi}_t)$; **3)** set $\hat{\phi}_{t+1} = \frac{\sum_{i=1}^n x_i^r (1 - x_i)^{m+k} p_i}{\sum_{i=1}^n x_i^r (1 - x_i)^k p_i}$. “Strict monotonicity”, “root existence”, and continuity arguments, suggest that fixed-point iteration converges to conservative CBI solutions for fairly general CBI problems; proving this and characterizing the convergence speed will be useful (see [Dinkelbach \(1967\)](#), [Schaible \(1976\)](#)).

Problem (1) provides conservative answers to “single-objective” questions; e.g. “How large can the probability of future failures be, given the evidence?”. However, “reliability” is just one aspect of the wider notion of system “dependability” — in practice, assessments of software “security”, “maintainability”, “performability”, and “timeliness”, might also require conservative answers (see [Avizienis et al. \(2004\)](#) for taxonomy). Even when restricting solely to questions of “reliability”, there are multiple questions that could be asked simultaneously and multiple ways of quantitatively answering these questions collectively via inference. Future work will look to broadening problem (1) to cater for “multi-objective” conservative assessments.

Finally, demonstrating software meets ultra-high reliability requirements is often infeasible

(see [Butler & Finelli \(1993\)](#)). While Bayesian inference can alleviate this (see [Littlewood & Strigini \(1993, 2011\)](#)), conservative inference under CBI will require partial prior specifications that strongly influence the inference. Identifying situations where such specifications can be justified is useful — see [Zhao et al. \(2019, 2020\)](#), [Bishop et al. \(2022\)](#), for examples.

References

- Augustin, T., Coolen, F. P., de Cooman, G. & Troffaes, M. C. (2014), *Introduction to Imprecise Probabilities*, John Wiley & Sons, Chichester.
- Avizienis, A., Laprie, J.-C., Randell, B. & Landwehr, C. (2004), ‘Basic concepts and taxonomy of dependable and secure computing’, *IEEE Transactions on Dependable and Secure Computing* **1**(1), 11–33.
- Berger, J. & Moreno, E. (1994), ‘Bayesian robustness in bidimensional models: Prior independence’, *Journal of statistical planning and inference* **40**(2), 161–176.
- Berger, J. O. (1990), ‘Robust Bayesian analysis: Sensitivity to the prior’, *journal of statistical planning and inference* **25**, 303–328.
- Berger, J. O. (1994), ‘An overview of robust Bayesian analysis’, *Test* **3**(1), 5–124.
- Betrò, B. & Ruggeri, F. (1992), ‘Conditional γ -minimax actions under convex losses’, *Communications in Statistics – Theory and Methods* **21**(4), 1051–1066.
URL: <https://doi.org/10.1080/03610929208830830>
- Betrò, B., Ruggeri, F. & Męczarski, M. (1994), ‘Robust bayesian analysis under generalized moments conditions’, *Journal of Statistical Planning and Inference* **41**(3), 257–266.
URL: [https://doi.org/10.1016/0378-3758\(94\)90022-1](https://doi.org/10.1016/0378-3758(94)90022-1)
- Bishop, P., Bloomfield, R., Littlewood, B., Povyakalo, A. & Wright, D. (2011), ‘Toward

- a formalism for conservative claims about the dependability of software-based systems’, *IEEE Transactions on Software Engineering* **37**(5), 708–717.
- Bishop, P. G. & Bloomfield, R. E. (2000), ‘A methodology for safety case development’, *Safety and Reliability* **20**(1), 34–42.
URL: <https://doi.org/10.1080/09617353.2000.11690698>
- Bishop, P., Povyakalo, A. & Strigini, L. (2022), Bootstrapping confidence in future safety from past safe operation, *in* ‘2022 IEEE 33rd International Symposium on Software Reliability Engineering (ISSRE)’, pp. 97–108.
- Butler, R. & Finelli, G. (1993), ‘The infeasibility of quantifying the reliability of life-critical real-time software’, *IEEE Transactions on Software Engineering* **19**(1), 3–12.
- Coolen, F. (2004), ‘On the use of imprecise probabilities in reliability assessments’, *Quality and Reliability Engineering International* **20**(3), 193–202.
- Dinkelbach, W. (1967), ‘On nonlinear fractional programming’, *Management Science* **13**(7), 492–498.
URL: <https://pubsonline.informs.org/doi/10.1287/mnsc.13.7.492>
- Innal, F., Dutuit, Y., Rauzy, A. & Signoret, J.-P. (2010), ‘New insight into the average probability of failure on demand and the probability of dangerous failure per hour of safety instrumented systems’, *Proceedings of the Institution of Mechanical Engineers, Part O: Journal of Risk and Reliability* **224**(2), 75–86.
URL: <https://doi.org/10.1243/1748006XJRR278>
- Klein, G., Elphinstone, K., Heiser, G., Andronick, J., Cock, D. A., Derrin, P., Elkaduwe, D., Engelhardt, K., Kolanski, R., Norrish, M., Sewell, T., Tuch, H. & Winwood, S. (2009), seL4: formal verification of an os kernel, *in* J. N. Matthews & T. E. Anderson, eds, ‘Proceedings of the 22nd ACM Symposium on Operating Systems Principles (SOSP

2009)’, ACM, Big Sky, Montana, USA, pp. 207–220.

URL: <https://doi.org/10.1145/1629575.1629596>

Klotz, J. (1973), ‘Statistical inference in Bernoulli trials with dependence’, *The Annals of Statistics* **1**(2), 373–379.

Lavine, M. (1991), ‘Sensitivity in bayesian statistics: The prior and the likelihood’, *Journal of the American Statistical Association* **86**(414), 396–399.

URL: <http://www.jstor.org/stable/2290583>

Lavine, M., Wasserman, L. & Wolpert, R. L. (1991), ‘Bayesian inference with specified prior marginals’, *Journal of the American Statistical Association* **86**(416), 964–971.

URL: <https://doi.org/10.1080/01621459.1991.10475139>

Liseo, B., Moreno, E. & Salinetti, G. (1996), Bayesian robustness for classes of bidimensional priors with given marginals, in J. O. Berger, B. Betrò, E. Moreno, L. R. Pericchi, F. Ruggeri, G. Salinetti & L. Wasserman, eds, ‘Bayesian Robustness’, Vol. 29 of *Institute of Mathematical Statistics Lecture Notes—Monograph Series*, Institute of Mathematical Statistics, Hayward, CA, pp. 101–118.

URL: <https://doi.org/10.1214/lnms/1215453063>

Littlewood, B., Salako, K., Strigini, L. & Zhao, X. (2020), ‘On reliability assessment when a software-based system is replaced by a thought-to-be-better one’, *Reliability Engineering & System Safety* **197**, 106752.

Littlewood, B. & Strigini, L. (1993), ‘Validation of ultrahigh dependability for software-based systems’, *Commun. ACM* **36**(11), 69–80.

URL: <https://doi.org/10.1145/163359.163373>

Littlewood, B. & Strigini, L. (2011), “validation of ultra-high dependability...” – 20 years

on', *Safety Systems, The Safety-Critical Systems Club Newsletter* **20**(3).

URL: <https://openaccess.city.ac.uk/id/eprint/276/>

Littlewood, B. & Wright, D. (1995), A bayesian model that combines disparate evidence for the quantitative assessment of system dependability, *in* G. Rabe, ed., 'Safe Comp 95', Springer-Verlag London, Belgirate, Italy, pp. 173–188.

Littlewood, B. & Wright, D. (1997), 'Some conservative stopping rules for the operational testing of safety critical software', *IEEE Transactions on software Engineering* **23**(11), 673–683.

Littlewood, B. & Wright, D. (2007), 'The use of multilegged arguments to increase confidence in safety claims for software-based systems: A study based on a bbn analysis of an idealized example', *IEEE Transactions on Software Engineering* **33**(5), 347–365.

Moreno, E. & Cano, J. A. (1991), 'Robust bayesian analysis with ϵ -contaminations partially known', *Journal of the Royal Statistical Society: Series B (Methodological)* **53**(1), 143–155.

Moreno, E. & Cano, J. A. (1995), 'Classes of bidimensional priors specified on a collection of sets: Bayesian robustness', *Journal of Statistical Planning and Inference* **46**(3), 325–334.

URL: [https://doi.org/10.1016/0378-3758\(94\)00134-H](https://doi.org/10.1016/0378-3758(94)00134-H)

Neil, M., Littlewood, B. & Fenton, N. (1996), Applying bayesian belief networks to system dependability assessment, *in* F. Redmill & T. Anderson, eds, 'Safety-Critical Systems: The Convergence of High Tech and Human Factors', Springer London, London, UK, pp. 71–94. Proceedings of the Fourth Safety-critical Systems Symposium, Leeds, UK, 6–8 February 1996.

URL: https://link.springer.com/chapter/10.1007/978-1-4471-1480-2_5

Popov, P. T. (2013), 'Bayesian reliability assessment of legacy safety-critical systems

- upgraded with fault-tolerant off-the-shelf software’, *Reliability Engineering & System Safety* **117**, 98–113.
- Salako, K. (2020), Loss-size and reliability trade-offs amongst diverse redundant binary classifiers, in M. Gribaudo, D. N. Jansen & A. Remke, eds, ‘Quantitative Evaluation of Systems’, Springer International Publishing, pp. 96–114.
- Salako, K., Strigini, L. & Zhao, X. (2021), Conservative confidence bounds in safety, from generalised claims of improvement & statistical evidence, in ‘51st Annual IEEE/IFIP Int. Conf. on Dependable Systems and Networks’, DSN’21, IEEE/IFIP, Taipei Taiwan, pp. 451–462.
- Salako, K. & Zhao, X. (2023), ‘The unnecessary of assuming statistically independent tests in bayesian software reliability assessments’, *IEEE Transactions on Software Engineering* **49**(04), 2829–2838.
- Salako, K. & Zhao, X. (2024), ‘Demonstrating software reliability using possibly correlated tests: Insights from a conservative bayesian approach’, *Quality and reliability engineering international* **40**(3), 1197–1220.
- Schaible, S. (1976), ‘Fractional programming. ii, on dinkelbach’s algorithm’, *Management Science* **22**(8), 868–873.
URL: <https://doi.org/10.1287/mnsc.22.8.868>
- Strigini, L. & Povyakalo, A. (2013), Software fault-freeness and reliability predictions, in ‘Computer Safety, Reliability, and Security’, Vol. 8153 of *LNCSS*, Springer Berlin Heidelberg, pp. 106–117.
- Utkin, L. V. & Coolen, F. P. A. (2007), *Imprecise Reliability: An Introductory Overview*, Springer Berlin Heidelberg, Berlin, Heidelberg, pp. 261–306.
URL: https://doi.org/10.1007/978-3-540-37372-8_10

- Vidakovic, B. (2000), γ -minimax: A paradigm for conservative robust bayesians, *in* D. R. Insua & F. Ruggeri, eds, ‘Robust Bayesian Analysis’, Vol. 152 of *Lecture Notes in Statistics*, Springer, New York, NY, pp. 241–259.
- URL:** https://doi.org/10.1007/978-1-4612-1306-2_13
- Walley, P. (1991), *Statistical Reasoning with Imprecise Probabilities*, Chapman and Hall, London.
- Zhao, X., Littlewood, B., Povyakalo, A., Strigini, L. & Wright, D. (2018), ‘Conservative claims for the probability of perfection of a software-based system using operational experience of previous similar systems’, *Reliability Engineering & System Safety* **175**, 265 – 282.
- Zhao, X., Littlewood, B., Povyakalo, A. & Wright, D. (2015), Conservative claims about the probability of perfection of software-based systems, *in* ‘26th Int. Symp. on Software Reliability Eng.’, IEEE, pp. 130–140.
- Zhao, X., Robu, V., Flynn, D., Salako, K. & Strigini, L. (2019), Assessing the safety and reliability of autonomous vehicles from road testing, *in* ‘the 30th Int. Symp. on Software Reliability Engineering’, IEEE, Berlin, Germany, pp. 13–23.
- Zhao, X., Salako, K., Strigini, L., Robu, V. & Flynn, D. (2020), ‘Assessing safety-critical systems from operational testing: A study on autonomous vehicles’, *Information and Software Technology* **128**, 106393.

SUPPLEMENTARY MATERIAL

Title: Proofs of mathematical results in the paper “Conservative Software Reliability Assessments Using Collections of Bayesian Inference Problems”.

Appendix A: Proof of Proposition 1;

Appendix B: Proof of Theorem 1;

Appendix C: Proof that the infimum ϕ^* of Theorem 1 is monotonically increasing and bounded above;

Appendix D: Proof that the ratio of the number of demands needed to demonstrate a reliability bound — using a Beta prior vs using a CBI-based prior — is bounded;

Appendix E: Proof of the asymptotic behavior of the fixed-point that defines the solution of Theorem 1;

Appendix F: Proof of the functional form of the solution in Corollary 1 in the limit of justifying a non-zero probability of the software being fault-free.

A Proof of Proposition 1

The *l.h.s.* and *r.h.s.* are well-defined, since they have non-zero denominators. So, suppose the claim of the proposition is not true. Then, $\frac{\mathbb{E}[f(X)]}{\mathbb{E}[g(X)]} \neq \frac{\sum_{i=1}^n f(x_i)\mathbb{P}(A_i)}{\sum_{i=1}^n g(x_i)\mathbb{P}(A_i)}$ for all $x_i \in I_i$. The *r.h.s.* of the “ \neq ” is a non-negative, continuous function of $x_1 \in I_1, \dots, x_n \in I_n$. So, by the *intermediate-value theorem* (IVT), either

$$\frac{\mathbb{E}[f(X)]}{\mathbb{E}[g(X)]} > \frac{\sum_{i=1}^n f(x_i)\mathbb{P}(A_i)}{\sum_{i=1}^n g(x_i)\mathbb{P}(A_i)} \quad \text{or} \quad \frac{\mathbb{E}[f(X)]}{\mathbb{E}[g(X)]} < \frac{\sum_{i=1}^n f(x_i)\mathbb{P}(A_i)}{\sum_{i=1}^n g(x_i)\mathbb{P}(A_i)}$$

exclusively, for all $x_1 \in I_1, \dots, x_n \in I_n$. W.l.o.g., suppose the “ $>$ ” relationship holds. Then, $\mathbb{E}[f(X)] \sum_{i=1}^n g(X_i)\mathbb{P}(A_i) > \mathbb{E}[g(X)] \sum_{i=1}^n f(X_i)\mathbb{P}(A_i)$ for random variables X_i such that $X_i : A_i \rightarrow \mathbb{R}$ and $X_i(\omega) := X(\omega)$ for $\omega \in A_i$ (see Figure 12).

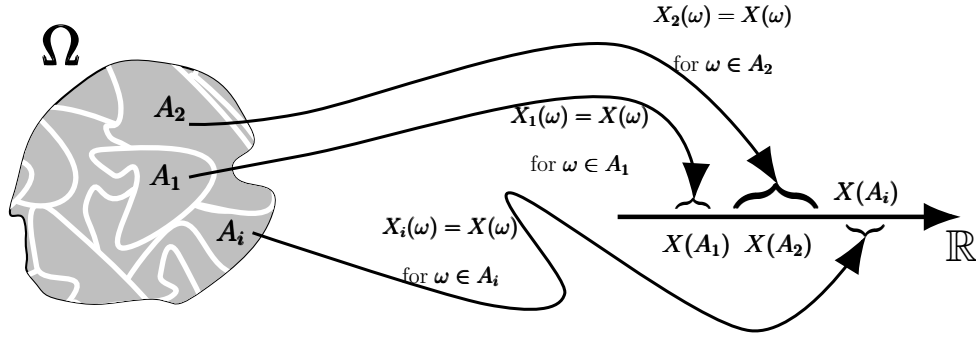


Figure 12: *Illustrating the X_i mappings. Note, by definition of the A_i , $X(A_i) = I_i$.*

Consider probability measures² $\mu_i : \Sigma \cap A_i \rightarrow [0, 1]$, $\mu_i(A) := \int_{\Omega} \mathbb{1}_{\omega \in A} d\mathbb{P}(\omega) / \mathbb{P}(A_i)$ for any $A \in \Sigma \cap A_i$, and the probability space $(\times_{i=1}^n A_i, \otimes_{i=1}^n \Sigma \cap A_i, \otimes_{i=1}^n \mu_i)$. The “ $>$ ” inequality involving the X_i s is between $\otimes_{i=1}^n \Sigma \cap A_i / B(\mathbb{R})$ -measurable functions. Hence, taking expectations (w.r.t. the product probability measure) of both sides of the inequality, and by the linearity

²These μ_i s are well-defined: $\Sigma \cap A_i$ is a sigma-algebra of subsets of A_i ; a consequence of A_i belonging to Σ , and Σ being a sigma-algebra. Also note, $\mathbb{1}_S$ is an indicator function that equals 1 if logical predicate S is true, and equals 0 otherwise.

of expectations,

$$\mathbb{E}[f(X)] \sum_{i=1}^n \int_{\times_{j=1}^n A_j} g(X_i) \, \mathrm{d} \otimes_{j=1}^n \mu_j \, \mathbb{P}(A_i) > \mathbb{E}[g(X)] \sum_{i=1}^n \int_{\times_{j=1}^n A_j} f(X_i) \, \mathrm{d} \otimes_{j=1}^n \mu_j \, \mathbb{P}(A_i). \quad (9)$$

We make the following three observations:

1. $\int_{\times_{j=1}^n A_j} g(X_i) \, \mathrm{d} \otimes_{j=1}^n \mu_j = \int_{A_1} \mathrm{d} \mu_1 \cdots \int_{A_i} g(X_i) \, \mathrm{d} \mu_i \cdots \int_{A_n} \mathrm{d} \mu_n$, by Tonelli's Theorem;
2. $\int_{A_i} g(X_i) \, \mathrm{d} \mu_i = \int_{A_i} g(X)|_{A_i} \, \mathrm{d} \mu_i = \frac{\int_{A_i} g(X) \mathbb{1}_{A_i} \, \mathrm{d} \mathbb{P}}{\mathbb{P}(A_i)} = \frac{\mathbb{E}[g(X) \mathbb{1}_{A_i}]}{\mathbb{P}(A_i)}$, by X_i and μ_i definitions;
3. $\int_{A_i} \mathrm{d} \mu_i = 1$, by definition of μ_i .

Similar observations apply to $f(X_i)$. Using these, inequality (9) becomes

$$\mathbb{E}[f(X)] \sum_{i=1}^n \frac{\mathbb{E}[g(X) \mathbb{1}_{A_i}]}{\mathbb{P}(A_i)} \mathbb{P}(A_i) > \mathbb{E}[g(X)] \sum_{i=1}^n \frac{\mathbb{E}[f(X) \mathbb{1}_{A_i}]}{\mathbb{P}(A_i)} \mathbb{P}(A_i).$$

Hence, we arrive at the contradiction, $\mathbb{E}[f(X)]\mathbb{E}[g(X)] > \mathbb{E}[f(X)]\mathbb{E}[g(X)]$.

B Proof of Theorem 1

A three-step proof of Theorem 1:

step I: the gradient of the objective function determines the functional forms the objective function can assume when minimized. Prove that two of the gradient's components each have a non-trivial root in $[0, 1]$ when these components equal zero, then use these roots and the signs of the gradient's components to deduce finitely many functional forms for the objective function when minimized.

step II: prove these functional forms have finitely many infima, thus the objective function has finitely many infima: the smallest infimum is the global infimum.

step III: based on the previous steps, state the infimum, state (3)'s solution as a fixed-point system, and state the prior that gives the infimum.

Step I: There are a finite number of plausible functional forms that ϕ can take when minimized. To deduce these, first, we prove the existence of a pair of points at which two components of the gradient of ϕ are zero. Then, using this pair to deduce the signs of gradient components, we deduce the functional forms.

Define $f, g : [0, 1] \longrightarrow [0, 1]$, $f(x) = (1 - x)^m g(x)$ and $g(x) = x^r (1 - x)^k$, with $k > 0$, $r > 0$.

Consider $x_i \in I_i$ for $i = 1 \dots n$. The gradient of ϕ has i -th component

$$\frac{\partial \phi}{\partial x_i} = \frac{g(x_i)(r - x_i(r + k))p_i}{x_i(1 - x_i)\sum_{j=1}^n g(x_j)p_j} (h(x_i) - \phi), \quad (10)$$

where h is the function $h : [0, 1] \setminus \{\frac{r}{r+k}\} \longrightarrow \mathbb{R}$, $h(x) = (1 - x)^m \left(\frac{r-x(m+k+r)}{r-x(k+r)} \right)$. From (10), the i -th gradient component is non-trivially zero if, and only if,

$$h(x_i) = \phi \quad (11)$$

Otherwise, the gradient component is positive or negative, depending on combinations of whether $h(x_i) > \phi$ or $h(x_i) < \phi$, and $x_i < \frac{r}{r+k}$ or $x_i > \frac{r}{r+k}$.

The signs of the gradient components determine a preferred location in each compact interval \bar{I}_i (\bar{I}_i is the closure of I_i) where probability mass should be assigned to minimize ϕ . This restricts the possible functional forms of ϕ that equal the infimum, ϕ^* , of ϕ . Probability p_i could be placed at y_{i-1} if $\partial\phi/\partial x_i > 0$ in a neighborhood of y_{i-1} , or it could be placed at y_i if $\partial\phi/\partial x_i < 0$ in a neighborhood of y_i . It could also be placed at x , if x is a stationary point (i.e. $\partial\phi/\partial x_i = 0$ at $x_i = x$) at which ϕ has a local infimum.

Whenever the p_i s are assigned within each \bar{I}_i , there are only two stationary points in $[0, 1]$ that satisfy $\partial\phi/\partial x_i = 0$ — one point which is a local infimum, and the other a local supremum. This follows from the graph of h , which we deduce now.

Since h is a rational function, it is continuously differentiable over its domain. The derivative of h shows h is monotonically decreasing over $[0, \frac{r}{r+m+k})$ and $(\frac{r}{r+k}, 1]$, and any stationary points of h must lie in $(\frac{r}{r+m+k}, \frac{r}{r+k})$. Differentiating h for $x \neq \frac{r}{r+k}$,

$$\frac{dh}{dx} = (1-x)^m \left(\frac{r-x(r+m+k)}{r-x(r+k)} \right)' + \left(\frac{r-x(r+m+k)}{r-x(r+k)} \right) ((1-x)^m)' \quad (12)$$

Observe, $((1-x)^m)' = -m(1-x)^{m-1} < 0$ and $\left(\frac{r-x(r+m+k)}{r-x(r+k)} \right)' = \frac{-mr}{(r(1-x)-kx)^2} < 0$. Thus, $dh/dx < 0$ for $x < \frac{r}{r+m+k}$, because $r-x(r+m+k) > 0$ and $r-x(r+k) > 0$ whenever $x < \frac{r}{r+m+k}$. Similarly, $dh/dx < 0$ for $x > \frac{r}{r+k}$, because $r-x(r+m+k) < 0$ and $r-x(r+k) < 0$ whenever $x > \frac{r}{r+k}$. So, h is monotonically decreasing over these intervals, as claimed. However, for $\frac{r}{r+m+k} < x < \frac{r}{r+k}$ (i.e. $r-x(r+m+k) < 0$ and $r-x(r+k) > 0$), the sign of dh/dx depends on r , k , and m .

Interestingly, $h(x) < 0$ over the interval $\frac{r}{r+m+k} < x < \frac{r}{r+k}$. Furthermore, h has, at most, a pair of stationary points in this interval; because, from (12), $dh/dx = 0$ non-trivially if, and only if,

$$x = \frac{2r^2 + (2k+m+1)r \pm \sqrt{-4rk^2 - 4kr(m+r) + r^2(m-1)^2}}{2(r+k)(r+m+k)}$$

These stationary points are real *iff* $(-4rk^2 - 4kr(m+r) + r^2(m-1)^2) \geq 0$. Otherwise,

there are no stationary points: the points are a complex conjugate pair.

When real, this pair of points lie in $(\frac{r}{r+m+k}, \frac{r}{r+k})$. The smaller of the two points is greater than $\frac{r}{r+m+k}$, because

$$\begin{aligned} \frac{2r^2 + (2k + m + 1)r - \sqrt{-4rk^2 - 4kr(m + r) + r^2(m - 1)^2}}{2(r + k)(r + m + k)} &> \frac{r}{r + m + k} \\ \iff r(m + 1) - \sqrt{-4rk^2 - 4kr(m + r) + r^2(m - 1)^2} &> 0 \end{aligned}$$

The last inequality is true because $r(m + 1) > r(m - 1)$. Analogously, the larger of the two points is less than $\frac{r}{r+k}$, because

$$\begin{aligned} \frac{2r^2 + (2k + m + 1)r + \sqrt{-4rk^2 - 4kr(m + r) + r^2(m - 1)^2}}{2(r + k)(r + m + k)} &< \frac{r}{r + k} \\ \iff \frac{-r(m - 1) + \sqrt{-4rk^2 - 4kr(m + r) + r^2(m - 1)^2}}{2(r + k)(r + m + k)} &< 0 \\ \iff -r(m - 1) + \sqrt{-4rk^2 - 4kr(m + r) + r^2(m - 1)^2} &< 0 \end{aligned}$$

The last inequality is true because the radicand subtracts the positive number $4rk^2 + 4kr(m + r)$ from $r^2(m - 1)^2$, so the square-root of the radicand must be smaller than $r(m - 1)$. We conclude, both stationary points of h lie in $(\frac{r}{r+m+k}, \frac{r}{r+k})$.

So far, we have shown h is monotonically decreasing on $[0, \frac{r}{r+m+k})$ and $(\frac{r}{r+k}, 1]$. Notice, from the definition of h , $h(x) \geq 0$ over these intervals. We have also shown h has a pair of stationary points (if any) in $(\frac{r}{r+m+k}, \frac{r}{r+k})$. And, over this interval, $h < 0$ by definition. Altogether, this means (11) has a root — ϕ can equal h — only where h is positive and monotonically decreasing; that is, only over $[0, 1] \setminus (\frac{r}{r+m+k}, \frac{r}{r+k})$. In fact, there are two reasons why $0 < \phi < 1$, so that ϕ is bounded by h : **i)** the terms in ϕ 's numerator are strictly less than the corresponding terms in its denominator; **ii)** both numerator and denominator are strictly positive.

Figure 13 illustrates the graph of h . There is an $x^* \in (\frac{r}{r+k}, 1]$ such that $h(x^*) = 1$. So, h is 0 at 1 and $\frac{r}{r+m+k}$, while h is 1 at 0 and x^* . Moreover, for an arbitrary value of ϕ , denoted $\hat{\phi}$,

this value is represented as a horizontal line at height $\hat{\phi}$. And, for any $x_u \in [x^*, 1]$ such that $h(x_u) = \hat{\phi}$, a corresponding $x_l \in [0, \frac{r}{r+m+k}]$ also satisfies $h(x_l) = \hat{\phi}$. Since h bounds ϕ , and the horizontal line of height $\hat{\phi}$ intersects h at exactly two points, these imply the functional form of ϕ when minimized must be based on exactly two components of the gradient of ϕ vanishing. The local supremum acts like a “source” that “repels” probability masses in nearby intervals, while the local infimum acts like a “sink” that “attracts” probability masses. This proves that at most two components of the gradient have non-trivial roots.

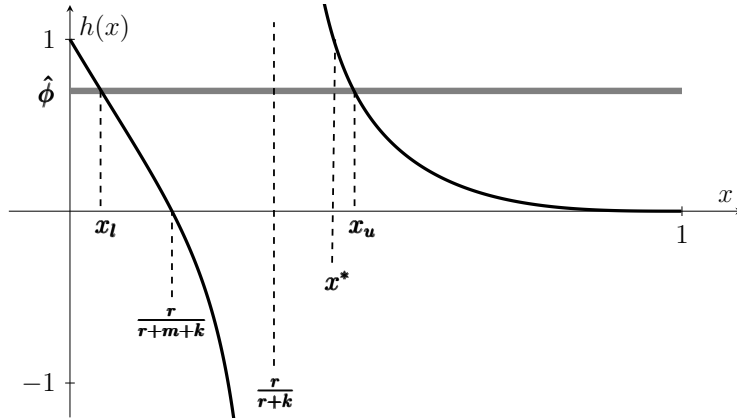


Figure 13: *Illustration of the graph of $h(x) = (1 - x)^m \left(\frac{r-x(m+k+r)}{r-x(k+r)} \right)$.*

Consequently, to minimise ϕ , all of the x_i must be assigned in their respective I_i as dictated by a “source” and “sink” pair. All x_i to the left of the “source” must be located at the lower endpoints of their respective I_i intervals, while x_i between the “source” and “sink” must be located at the upper endpoints of their I_i . The x_i for the interval containing the “source” must be located at one of the endpoints of the interval — whichever endpoint gives the lower objective function value. Analogous reasoning in terms of the “sink” requires all x_i to the right of the “sink” to be located at the lower endpoints of their respective I_i . The x_i in the same interval as the “sink” should be located *at* the “sink”.

In interval I_1 , x_1 must be 0 when $n \geq 2$. Indeed, express ϕ as a function of α ,

$$\phi(\alpha) = (1 - x_1)^m \frac{g(x_1)p_1}{\sum_{i=1}^n g(x_i)p_i} + \sum_{j=2}^n (1 - x_j)^m \frac{g(x_j)p_j}{\sum_{i=1}^n g(x_i)p_i} = (1 - x_1)^m \alpha + (1 - \alpha)\beta$$

where $\alpha = g(x_1)p_1 / \sum_{i=1}^n g(x_i)p_i$ and $\beta = \sum_{j=2}^n (1 - x_j)^m g(x_j)p_j / \sum_{i=2}^n g(x_i)p_i$. Since $(1 - x_1)^m \geq (1 - x_2)^m \geq \dots \geq (1 - x_n)^m$ then, for all $\alpha \in [0, 1]$, we have $\phi(\alpha) \geq \beta$. Thus, $\phi(\alpha) \geq \phi(0)$, and ϕ is smallest necessarily when $x_1 = 0$ in \bar{I}_1 . Otherwise, when $n = 1$ instead, ϕ is $(1 - x_1)^m$, so $x_1 = 1$ minimizes ϕ .

All of the foregoing justifies there being only two possible functional forms, $\tilde{\phi}_1$ and $\tilde{\phi}_2$, for ϕ at its infima. Define x_1^* to be $\max\{x^*, y_1\}$ and choose $x \in [x_1^*, 1]$. Denote the interval containing x as the j_2^{th} interval, and the j_1^{th} interval as the interval containing the corresponding x_i under h . Then, $\tilde{\phi}_1 : [x_1^*, 1] \rightarrow [0, 1]$ and $\tilde{\phi}_2 : [x_1^*, 1] \rightarrow [0, 1]$ are the functional forms,

$$\tilde{\phi}_1(x) := \begin{cases} \frac{\sum_{i=2}^{j_1} f(y_{i-1})p_i + \sum_{i=j_1+1}^{j_2-1} f(y_i)p_i + f(x)p_{j_2} + \sum_{i=j_2+1}^n f(y_{i-1})p_i}{\sum_{i=2}^{j_1} g(y_{i-1})p_i + \sum_{i=j_1+1}^{j_2-1} g(y_i)p_i + g(x)p_{j_2} + \sum_{i=j_2+1}^n g(y_{i-1})p_i}, & j_1 < j_2 \\ \frac{\sum_{i=2}^n f(y_{i-1})p_i}{\sum_{i=2}^n g(y_{i-1})p_i}, & j_1 = j_2 \end{cases}$$

$$\tilde{\phi}_2(x) := \begin{cases} \frac{\sum_{i=2}^{j_1-1} f(y_{i-1})p_i + \sum_{i=j_1}^{j_2-1} f(y_i)p_i + f(x)p_{j_2} + \sum_{i=j_2+1}^n f(y_{i-1})p_i}{\sum_{i=2}^{j_1-1} g(y_{i-1})p_i + \sum_{i=j_1}^{j_2-1} g(y_i)p_i + g(x)p_{j_2} + \sum_{i=j_2+1}^n g(y_{i-1})p_i}, & j_1 < j_2 \\ \frac{\sum_{i=2}^{j_2-1} f(y_{i-1})p_i + f(x)p_{j_2} + \sum_{i=j_2+1}^n f(y_{i-1})p_i}{\sum_{i=2}^{j_2-1} g(y_{i-1})p_i + g(x)p_{j_2} + \sum_{i=j_2+1}^n g(y_{i-1})p_i}, & j_1 = j_2 \end{cases}$$

Notice how j_1 and j_2 can change as x changes, since the domain $[x_1^*, 1]$ of x values can intersect multiple I_i intervals. Also note that, since $x_1 = 0$, we have $f(x_1) = f(0) = 0$ and $g(x_1) = g(0) = 0$, so these terms do not appear in the functional forms.

Step II: ϕ has a finite number of local infima. This is equivalent to only a finite number of possible placements of the p_i probabilities in the \bar{I}_i intervals, in such a way that the infimum ϕ^* is either $\tilde{\phi}_1$ or $\tilde{\phi}_2$ while, simultaneously, ϕ^* satisfies $h(x_i) = \phi^*$ for some $x_i \in \bar{I}_i$. To show this, consider all possible placements of the p_i consistent with the following three cases:

Let the interval containing x^* be I_{i^*} .

case I: Assume x and x_1^* lie in separate intervals. For each $i \leq i^*$ place p_i at an endpoint of I_i . Otherwise, place p_i as close as possible to x for the other intervals above I_{i^*} ; in particular, place p_i at x for the interval containing x (see Figure 14).

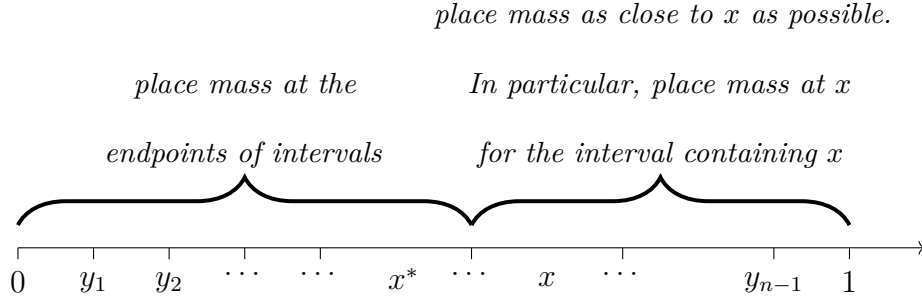


Figure 14: *Illustration of possible probability mass placement: case I*

case II: Assume x and x_1^* are in the same interval. For each $i < i^*$ place p_i at an endpoint of I_i . Place p_i as close as possible to x in all other intervals; in particular, place p_{i^*} at x in interval I_{i^*} containing x and x^* (see Figure 15).

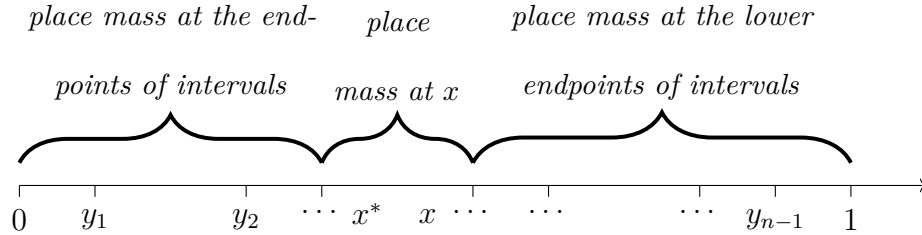


Figure 15: *Illustration of possible probability mass placement: case II*

case III: Assume x and x_1^* are in the same interval. For each $i < i^*$ place mass at an endpoint of I_i . Place p_{i^*} at the lower endpoint of the interval I_{i^*} containing x and x^* . Otherwise, place mass as close as possible to x in the intervals above I_{i^*} (see Figure 16).

Placements of the p_i s that are consistent with these three cases define functional forms. For

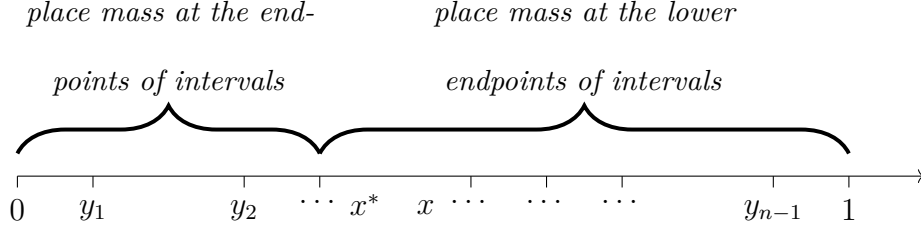


Figure 16: *Illustration of possible probability mass placement: case III*

example, from case (I), define $\phi_{z_i, \dots, z_{i^*}, j_2} : \bar{I}_{j_2} \cap [x_1^*, 1] \rightarrow [0, 1]$ as

$$\phi_{z_i, \dots, z_{i^*}, j_2}(x) = \frac{\sum_{i=1}^{i^*} f(z_i)p_i + \sum_{i=i^*+1}^{j_2-1} f(y_i)p_i + f(x_i)p_{j_2} + \sum_{i=j_2+1}^n f(y_{i-1})p_i}{\sum_{i=1}^{i^*} g(z_i)p_i + \sum_{i=i^*+1}^{j_2-1} g(y_i)p_i + g(x_i)p_{j_2} + \sum_{i=j_2+1}^n g(y_{i-1})p_i}$$

where j_2 is an arbitrary choice from $(i^*+1), \dots, n$, while z_1, \dots, z_{i^*} are an arbitrary placement of probability masses at an endpoint in each of the intervals I_1, \dots, I_{i^*} . Analogous univariate rational functions can be defined based on cases (II) and (III). Altogether, there are a finite number of such rational functions. Note, $\tilde{\phi}_1$ and $\tilde{\phi}_2$ must agree with some of these functional forms. So, the infimum of ϕ must also agree with some of these functional forms.

Consider all such functional forms that agree on the locations in the intervals to the left of x_1^* ; for example, the functions $\phi_{z_i, \dots, z_{i^*}, j_2}$ for all j_2 . These define a piecewise continuous function $F : [x_1^*, 1] \rightarrow [0, 1]$, $F(x) = \phi_{z_i, \dots, z_{i^*}, j_2}(x) - h(x)$ where $x \in \bar{I}_{j_2}$. Since $F(x_1^*)$ is non-positive (because $h(x_1^*) \geq (1 - x_1^*)^m \geq \phi_{z_i, \dots, z_{i^*}, i^*}(x_1^*)$ for $x \geq x_1^*$) and $F(1)$ is non-negative (because $h(1) = 0$ and the $\phi_{z_i, \dots, z_{i^*}, j_2}$ are positive), the IVT implies that $F(x) = 0$ for some j_2 interval containing this x . Moreover, at such an x , $\partial\phi/\partial x_{j_2}(x)$ is zero and F must be increasing, since $F'(x) = \phi'_{z_i, \dots, z_{i^*}, j_2}(x) - h'(x) = \partial\phi/\partial x_{j_2}(x) - h'(x) = -h'(x) > 0$. If x lies at an interval boundary, the same inequality holds for the appropriate one-sided derivative of F , and adjacent F pieces glue continuously with consistent one-sided slopes; hence, the F root is still simple. Thus, $F = 0$ can only be satisfied once over $[x_1^*, 1]$. Since there are finitely many such F , there are finitely many of these functional forms that satisfy $\phi_{z_i, \dots, z_{i^*}, j_2} = h$, so there are finitely many points in the domain of ϕ at which ϕ could be at a minimum.

These points, up to a choice of endpoint in the j_1 interval, must give distinct ϕ values: since otherwise, if they have the same value $\hat{\phi}$ of ϕ , they must have the same value of $\hat{x} \in [x_1^*, 1]$ that solves $h(\hat{x}) = \hat{\phi}$, and this \hat{x} determines the locations in all other intervals up to a choice of endpoint in interval j_1 — the same functional form follows from the same ϕ value.

Finally, since h is monotonically decreasing over $[x_1^*, 1]$, the horizontal lines at the minima values of ϕ intersect h at various heights, with only one unique value that has the lowest intersection with h : this is the global minimum ϕ^* .

Step III: In summary, there exists the unique fixed point consisting of ϕ^*, y_*, y_{**} that satisfies the system of equations $\phi^* = \inf_{x \in [x^*, 1]} \{\tilde{\phi}(x)\} = \tilde{\phi}(y_*)$ and $h(y_{**}) = \phi^* = h(y_*)$, for some i -indices j_1, j_2 such that $y_{**} \in \bar{I}_{j_1}$, $y_* \in \bar{I}_{j_2}$ and $y_{**} < \frac{r}{r+m+k} < \frac{r}{r+k} < y_*$. And, ϕ attains its infimum ϕ^* if the prior distribution of X in Theorem 1 is used for inference.

C Proof that $\phi^* \rightarrow (1 - y_2)^m$ monotonically, as $k \rightarrow \infty$

Fix $m > 0$, $r > 0$, and consider $\tilde{\phi}_1$, $\tilde{\phi}_2$ as functions of m , k , r and x . For any $x \in [x^*, 1]$, $\tilde{\phi}_1(m, k, r, x)$ and $\tilde{\phi}_2(m, k, r, x)$ are increasing functions of k . To see this, choose any small $\varepsilon > 0$. One can show that $\tilde{\phi}_1(m, k + \varepsilon, r, x) > \tilde{\phi}_1(m, k, r, x)$ or, equivalently, that

$$\begin{vmatrix} \text{Num}(m, k + \varepsilon, r, x) & \text{Num}(m, k, r, x) \\ \text{Den}(m, k + \varepsilon, r, x) & \text{Den}(m, k, r, x) \end{vmatrix} > 0 \quad (13)$$

where $\tilde{\phi}_1(m, k, r, x) = \frac{\text{Num}(m, k, r, x)}{\text{Den}(m, k, r, x)}$. The multi-linearity and antisymmetry of determinants, as well as the ordering and boundedness of the y_i s, mean the determinant in (13) is a sum of strictly positive determinants. So, $\tilde{\phi}_1(m, k + \varepsilon, r, x) > \tilde{\phi}_1(m, k, r, x)$ and, analogously, $\tilde{\phi}_2(m, k + \varepsilon, r, x) > \tilde{\phi}_2(m, k, r, x)$, hence

$$\min\{\tilde{\phi}_1(m, k + \varepsilon, r, x), \tilde{\phi}_2(m, k + \varepsilon, r, x)\} > \min\{\tilde{\phi}_1(m, k, r, x), \tilde{\phi}_2(m, k, r, x)\}$$

by the monotonicity of “min”. Thus, $\tilde{\phi}$ is also monotonically increasing in k , and so is ϕ^* ; i.e. by the monotonicity of “inf”, $\inf_{x \in [x^*, 1]} \tilde{\phi}(m, k + \varepsilon, r, x) \geq \inf_{x \in [x^*, 1]} \tilde{\phi}(m, k, r, x)$.

ϕ^* is bounded, since $0 < \phi < 1$. Together, the *completeness of real numbers*, as well as the boundedness and monotonicity of ϕ^* , imply $\lim_{k \rightarrow \infty} \phi^*$ exists.

This limit is $(1 - y_2)^m$, as the following argument shows. For a given value of k , we have

$\phi_k^* := \inf_x \tilde{\phi}_k(x)$ and $\tilde{\phi}_k(x) := \min\{\tilde{\phi}_{1k}(x), \tilde{\phi}_{2k}(x)\}$. We want to show that

$$\begin{aligned} \lim_{k \rightarrow \infty} \phi_k^* &= \lim_{k \rightarrow \infty} \inf_x \tilde{\phi}_k(x) = \inf_x \lim_{k \rightarrow \infty} \tilde{\phi}_k(x) = \inf_x \{\min\{\lim_{k \rightarrow \infty} \tilde{\phi}_{1k}(x), \lim_{k \rightarrow \infty} \tilde{\phi}_{2k}(x)\}\} \\ &= \min\{\inf_x \lim_{k \rightarrow \infty} \tilde{\phi}_{1k}(x), \inf_x \lim_{k \rightarrow \infty} \tilde{\phi}_{2k}(x)\} = (1 - y_2)^m \end{aligned} \quad (14)$$

The first equality in (14) holds by definition. The second equality, $\lim_{k \rightarrow \infty} \inf_x \tilde{\phi}_k(x) = \inf_x \lim_{k \rightarrow \infty} \tilde{\phi}_k(x)$, holds because:

1. $\lim_{k \rightarrow \infty} \inf_x \tilde{\phi}_k(x) \geq \inf_x \lim_{k \rightarrow \infty} \tilde{\phi}_k(x)$: For each k , $\tilde{\phi}_k$ has a finite number of discontinuities.

Choose small $\varepsilon > 0$ and $\eta > 0$. Enclose these discontinuities in sufficiently small

open intervals for all k such that **1)** the maximum total length of these intervals is less than $(1 - x_1^*)\eta$ and, **2)** for each k , there exists x_k outside of all these open intervals such that $\tilde{\phi}_k(x_k) < \inf_x \tilde{\phi}_k(x) + \varepsilon$. By this construction, the subset of $[x_1^*, 1]$ containing the sequence of x_k is compact, and the sequence of $\tilde{\phi}_k$ s are continuous over this subset. Thus, there is a convergent subsequence x_{k_i} and a limit \bar{x} of this sequence in this compact set so that, for fixed j , $\tilde{\phi}_j(x_{k_i}) \rightarrow \tilde{\phi}_j(\bar{x})$. For fixed j , the monotonicity of $\tilde{\phi}_k$ implies $\tilde{\phi}_j(x_{k_i}) \leq \tilde{\phi}_{k_i}(x_{k_i}) < \inf_x \tilde{\phi}_{k_i}(x) + \varepsilon$ for all $k_i \geq j$. Upon taking limits, previous observations about the convergent x_{k_i} further imply $\tilde{\phi}_j(\bar{x}) \leq \lim_{k_i \rightarrow \infty} \tilde{\phi}_{k_i}(x_{k_i}) \leq \lim_{k_i \rightarrow \infty} \inf_x \tilde{\phi}_{k_i}(x) + \varepsilon$, for fixed j . Since this holds for all j , it holds in the limit of large j ; i.e. $\lim_{j \rightarrow \infty} \tilde{\phi}_j(\bar{x}) \leq \lim_{k_i \rightarrow \infty} \inf_x \tilde{\phi}_{k_i}(x) + \varepsilon$. Consequently, $\inf_x \lim_{k \rightarrow \infty} \tilde{\phi}_k(x) \leq \lim_{k \rightarrow \infty} \tilde{\phi}_k(\bar{x}) \leq \lim_{k \rightarrow \infty} \inf_x \tilde{\phi}_k(x) + \varepsilon$.

2. $\inf_x \lim_{k \rightarrow \infty} \tilde{\phi}_k(x) \geq \lim_{k \rightarrow \infty} \inf_x \tilde{\phi}_k(x)$, since $\lim_{k \rightarrow \infty} \tilde{\phi}_k(x) \geq \tilde{\phi}_k(x)$ for all k (thus, for all k , $\inf_x \lim_{k \rightarrow \infty} \tilde{\phi}_k(x) \geq \inf_x \tilde{\phi}_k(x)$).

It suffices to show $\lim_{k \rightarrow \infty} \tilde{\phi}_k(x) = \min\{\lim_{k \rightarrow \infty} \tilde{\phi}_{1k}(x), \lim_{k \rightarrow \infty} \tilde{\phi}_{2k}(x)\}$ for the third equality in (14), which follows immediately from two facts: **1)** the $\tilde{\phi}_{iks}$ are monotonically increasing and bounded, so their limits exist; **2)** the function $m : \mathbb{R}^2 \rightarrow \mathbb{R}$, $m(u, v) := \min(u, v)$ is continuous.

For the fourth equality, any pair of real-valued functions over an interval, f and g , satisfies $\inf_x \{\min\{f(x), g(x)\}\} = \min\{\inf_x f(x), \inf_x g(x)\}$. Therefore,

$$\inf_x \{\min\{\lim_{k \rightarrow \infty} \tilde{\phi}_{1k}(x), \lim_{k \rightarrow \infty} \tilde{\phi}_{2k}(x)\}\} = \min\{\inf_x \lim_{k \rightarrow \infty} \tilde{\phi}_{1k}(x), \inf_x \lim_{k \rightarrow \infty} \tilde{\phi}_{2k}(x)\}.$$

For the fifth equality, recall that for any $x \in [x_1^*, 1]$ there is $x_l \in [0, \frac{r}{r+m+k}]$ such that $h(x_l) = h(x)$. Also recall, $x_l < x^* < x$ by definition. Then one, and only one, of the following mutually exclusive situations holds:

1. If $x^* \in I_1$ then $x_1^* = y_1$ and x_l must also be in I_1 . Since the preferred location in

the first interval is always 0, this implies $\tilde{\phi}_1(x) = \tilde{\phi}_2(x)$. If $x \in I_2$ then $\lim_{k \rightarrow \infty} \tilde{\phi}_1(x) = \lim_{k \rightarrow \infty} \tilde{\phi}_2(x) = (1-x)^m \geq (1-y_2)^m$ because, for $x < y_2$,

$$\begin{aligned} \lim_{k \rightarrow \infty} \tilde{\phi}_1 &= \frac{(1-x)^m p_2 + \sum_{i=3}^n \left(\frac{y_{i-1}}{x}\right)^r \lim_{k \rightarrow \infty} \left(\frac{1-y_{i-1}}{1-x}\right)^k (1-y_{i-1})^m p_i}{p_2 + \sum_{i=3}^n \left(\frac{y_{i-1}}{x}\right)^r \lim_{k \rightarrow \infty} \left(\frac{1-y_{i-1}}{1-x}\right)^k p_i} \\ &= (1-x)^m, \text{ since the } y_i\text{s are strictly ordered.} \end{aligned}$$

If instead, $x \in I_j$ where $j > 2$, then $\lim_{k \rightarrow \infty} \tilde{\phi}_1(x) = \lim_{k \rightarrow \infty} \tilde{\phi}_2(x) = (1-y_2)^m$. So, $\min\{\inf_x \lim_{k \rightarrow \infty} \tilde{\phi}_1(x), \inf_x \lim_{k \rightarrow \infty} \tilde{\phi}_2(x)\} = (1-y_2)^m$

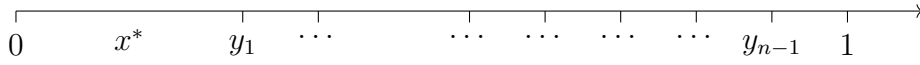


Figure 17: *Illustration of x^* lying in I_1*

2. If $x^* \in I_2$ then $x_1^* = x^*$ and $x_l \in I_j$ (where $j \leq 2$), depending on the value of x . If $x_l \in I_1$ and $x \in I_2$, then $\tilde{\phi}_1(x) = \tilde{\phi}_2(x)$ and $\lim_{k \rightarrow \infty} \tilde{\phi}_1(x) = \lim_{k \rightarrow \infty} \tilde{\phi}_2(x) = (1-x)^m \geq (1-y_2)^m$. If instead, $x_l \in I_1$ and $x \in I_j$ where $j > 2$, then $\lim_{k \rightarrow \infty} \tilde{\phi}_1(x) = \lim_{k \rightarrow \infty} \tilde{\phi}_2(x) = (1-y_2)^m$. While, if $x_l \in I_2$ and $x \in I_j$ where $j > 2$, then $\lim_{k \rightarrow \infty} \tilde{\phi}_1(x) = (1-y_1)^m$ and $\lim_{k \rightarrow \infty} \tilde{\phi}_2(x) = (1-y_2)^m$. Lastly, if $x_l, x \in I_2$, then $\lim_{k \rightarrow \infty} \tilde{\phi}_1(x) = (1-y_1)^m$ and $\lim_{k \rightarrow \infty} \tilde{\phi}_2(x) = (1-x)^m$. So, altogether, $\inf_x \{\lim_{k \rightarrow \infty} \tilde{\phi}_2(x)\} = (1-y_2)^m$. Therefore, $\min\{\inf_x \lim_{k \rightarrow \infty} \tilde{\phi}_1(x), \inf_x \lim_{k \rightarrow \infty} \tilde{\phi}_2(x)\} = (1-y_2)^m$.

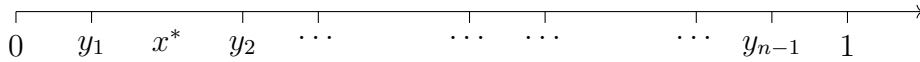


Figure 18: *Illustration of x^* lying in I_2*

3. If $x^* \in I_i$ where $i > 2$, then x can be placed arbitrarily close to x^* to ensure x_l is arbitrarily close to 0. Thus, $\lim_{k \rightarrow \infty} \tilde{\phi}_1(x) = \lim_{k \rightarrow \infty} \tilde{\phi}_2(x) = (1-y_2)^m$. Note, $\inf_x \{\lim_{k \rightarrow \infty} \tilde{\phi}_1(x)\} \geq (1-y_2)^m$ and $\inf_x \{\lim_{k \rightarrow \infty} \tilde{\phi}_2(x)\} \geq (1-y_2)^m$. So,

$$\min\{\inf_x \lim_{k \rightarrow \infty} \tilde{\phi}_1(x), \inf_x \lim_{k \rightarrow \infty} \tilde{\phi}_2(x)\} = (1-y_2)^m.$$

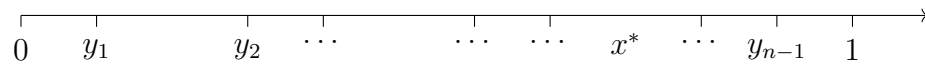


Figure 19: *Illustration of x^* lying in I_i for $i > 2$.*

D The ratio of the number of demands needed to demonstrate a reliability bound — using a Beta prior vs using a CBI prior — is asymptotically bounded.

Let k_C and k_β denote the number of failure-free demands needed to demonstrate a posterior probability $(1 - \alpha)$ of the software successfully handling m future demands given a number of failures r , resulting from using the conservative CBI prior and Beta prior, respectively. In what follows, to ensure comparison between the Beta and CBI requirements, we need $1 - (1 - y_2)^m < \alpha < 1$. Then, for a given r , the ratio of the total number of demands needed from using the two priors is $\frac{k_\beta + r}{k_C + r}$. This ratio is bounded as the number of failures increases (i.e. as $r \rightarrow \infty$). The following arguments prove this claim.

Show $\lim_{r \rightarrow \infty} \frac{k_\beta}{r} = \frac{(1-\alpha)^{1/m}}{1-(1-\alpha)^{1/m}}$ as follows. [Littlewood & Wright \(1997\)](#) used a Beta prior $\text{Beta}(1, 1)$, which is equivalent to a uniform distribution. Recall,

$$\mathbb{P}(m \text{ failure-free demands} \mid k \text{ failure-free and } r \text{ failed demands})$$

is the posterior probability of interest. Using the Beta prior, this posterior probability is $(1 - \alpha)$ if, and only if, $\frac{\text{Beta}(1+r, 1+m+k_\beta)}{\text{Beta}(1+r, 1+k_\beta)} = (1 - \alpha)$. Simplifying, this is the requirement $\prod_{i=1}^m \frac{k_\beta + i}{r + k_\beta + 1 + i} = (1 - \alpha)$. This implies k_β/r is bounded, since

$$\begin{aligned} \left(\frac{k_\beta + 1}{r + k_\beta + 2} \right)^m &\leq \prod_{i=1}^m \frac{k_\beta + i}{r + k_\beta + 1 + i} \leq \left(\frac{k_\beta + m}{r + k_\beta + 1 + m} \right)^m \\ \iff \left(1 - \frac{1 + 1/r}{1 + t_r + 2/r} \right)^m &\leq 1 - \alpha \leq \left(1 - \frac{1 + 1/r}{1 + t_r + (m + 1)/r} \right)^m \\ \iff \frac{(1 - \alpha)^{1/m}}{1 - (1 - \alpha)^{1/m}} + o(1) &\leq t_r \leq \frac{(1 - \alpha)^{1/m}}{1 - (1 - \alpha)^{1/m}} + o(1), \end{aligned}$$

for $t_r := k_\beta(r)/r$. By the *squeeze theorem*, as $r \rightarrow \infty$, $\frac{k_\beta(r)}{r} \rightarrow \frac{(1-\alpha)^{1/m}}{1-(1-\alpha)^{1/m}}$.

Next, show the finiteness of $\frac{\frac{k_\beta}{r}+1}{\frac{k_C}{r}+1}$. First show that if ϕ^* is the infimum of Theorem 1 for a given r and k then, for any $r' > r$, there exists a unique $k(r')$ such that $k(r') > k$ and the infimum of Theorem 1 (using $k(r')$ and r') remains ϕ^* . Then, argue that $k_\beta \leq k_C$. Together, these imply $\frac{k_\beta+r}{k_C+r}$ lies between 0 and 1.

ϕ^* is a decreasing function of r when other parameters are fixed; showing this is analogous to our earlier argument showing ϕ^* increases with k (see Appendix C). Note, the objective function ϕ is a continuous function of the $x_i \in \bar{I}_i$, k and r : more precisely, it is a continuous function over $\bar{I}_1 \times \dots \times \bar{I}_n \times [0, k_u] \times [0, r_u]$ for any positive $k_u, r_u \in \mathbb{R}$. Thus, by the *intermediate-value theorem* (IVT), ϕ attains all of its values between its minimum and maximum over any such cartesian subset. Also note, we know ϕ^* is bounded, by the boundedness of ϕ . All of the foregoing implies that the value of the infimum, ϕ^* , can be kept fixed as we increase r by increasing k appropriately. In particular, this can be done when $\phi^* = (1 - \alpha)$.

For a given r , we must have $k_\beta \leq k_C$. Indeed, since the posterior probability of interest is $(1 - \alpha)$ using the Beta prior with r and k_β , the infimum of the posterior probability must be smaller than $(1 - \alpha)$. So, to make the infimum equal $(1 - \alpha)$, we need $k_C \geq k_\beta$, since the infimum is a monotonically increasing function of k . Thus, for a given r , we have $k_\beta \leq k_C \implies 0 < \frac{\frac{k_\beta}{r}+1}{\frac{k_C}{r}+1} < 1 \iff 0 \leq \liminf_{r \rightarrow \infty} \left(\frac{\frac{k_\beta}{r}+1}{\frac{k_C}{r}+1} \right) \leq \limsup_{r \rightarrow \infty} \left(\frac{\frac{k_\beta}{r}+1}{\frac{k_C}{r}+1} \right) \leq 1$; i.e. the ratio is asymptotically bounded.

E Convergence properties of y_* and y_{**} for fixed ϕ^*

The convergence properties of y_* and y_{**} are characterized by the following lemma. Fix $m > 0$ and a target level $\phi^* \in (0, 1)$. For each $r > 0$, choose $k = k(r) > 0$ so that the infimum of the objective equals ϕ^* . Define, for $x \in [0, 1] \setminus \{a_r\}$,

$$h_{r,k}(x) := (1-x)^m \frac{r-x(r+m+k)}{r-x(r+k)}, \quad a_r := \frac{r}{r+k}, \quad b_r := \frac{r}{r+m+k}.$$

Then $0 < b_r < a_r < 1$, $h_{r,k}$ is strictly decreasing on $[0, b_r]$ and on $(a_r, 1]$, and strictly negative on (b_r, a_r) , with $h_{r,k}(0) = 1$, $h_{r,k}(b_r) = h_{r,k}(1) = 0$, and $h_{r,k}(x) \rightarrow -\infty$ as $x \uparrow a_r$, $h_{r,k}(x) \rightarrow +\infty$ as $x \downarrow a_r$. Consequently, for each (r, k) , there are unique $y_{**}(r, k) \in (0, b_r)$, $y_*(r, k) \in (a_r, 1)$ such that $h_{r,k}(y_{**}(r, k)) = h_{r,k}(y_*(r, k)) = \phi^*$.

Lemma 1 (convergence of y_* and y_{**} for fixed ϕ^*). *Let $x_* := 1 - (\phi^*)^{1/m} \in (0, 1)$, and let $(r_j)_{j \geq 1}$ be any increasing sequence with $r_j \rightarrow \infty$ along which $a_{r_j} \rightarrow \bar{x}_\lambda \in [0, 1]$. Then, along this sequence,*

$\begin{aligned} \text{if } \bar{x}_\lambda < x_*, \quad & y_{**}(r_j, k(r_j)) \longrightarrow \bar{x}_\lambda, \quad y_*(r_j, k(r_j)) \longrightarrow x_*, \\ \text{if } \bar{x}_\lambda > x_*, \quad & y_{**}(r_j, k(r_j)) \longrightarrow x_*, \quad y_*(r_j, k(r_j)) \longrightarrow \bar{x}_\lambda, \\ \text{if } \bar{x}_\lambda = x_*, \quad & y_{**}(r_j, k(r_j)), y_*(r_j, k(r_j)) \longrightarrow x_*. \end{aligned}$
--

This includes $\bar{x}_\lambda = 0$ (i.e. $k(r)/r \rightarrow \infty$) and $\bar{x}_\lambda = 1$ (i.e. $k(r)/r \rightarrow 0$)³.

Proof. Step 0 (preliminaries). Note, $0 < b_r < a_r < 1$ and $r - x(r+k) = (r+k)(a_r - x) = r(1+k/r)(a_r - x) = r(1+t_r)(a_r - x)$, where $t_r := \frac{k}{r} > 0$. Hence, $|r - x(r+k)| = r(1+t_r)|x - a_r|$. Moreover, $b_r \xrightarrow{r \rightarrow \infty} \bar{x}_\lambda$ whenever $a_r \xrightarrow{r \rightarrow \infty} \bar{x}_\lambda$.

Step 1 (uniform convergence away from \bar{x}_λ). Away from \bar{x}_λ , $h_{r,k}$ converges uniformly to $(1-x)^m$. To show this on the r.h.s. of \bar{x}_λ (the l.h.s. is analogous), fix $\delta \in (0, 1 - \bar{x}_\lambda)$ and $\eta \in (0, 1 - \bar{x}_\lambda - \delta)$, then define the compact set $K_{\delta, \eta}^+ := [\bar{x}_\lambda + \delta, 1 - \eta] \subset (0, 1)$.

³ $x_* = \bar{x}_\lambda = 1$ is degenerate and unlikely in practice, since this requires $\phi^* = 0$.

Since $a_{r_j} \rightarrow \bar{x}_\lambda$, there exists J_1 such that, for all $j \geq J_1$, $a_{r_j} \leq \bar{x}_\lambda + \delta/2$, whence for every $x \in K_{\delta,\eta}^+$, x is more than a distance $\delta/2$ away from a_{r_j} ; that is, $|x - a_{r_j}| \geq \delta/2$. Therefore, $|r_j - x(r_j + k(r_j))| \geq (\delta/2) r_j(1 + t_{r_j})$. Using this, we can uniformly bound a part of the $h_{r,k}$ expression over $K_{\delta,\eta}^+$ as $r_j \rightarrow \infty$. Indeed,

$$\left| \frac{r_j - x(r_j + m + k(r_j))}{r_j - x(r_j + k(r_j))} - 1 \right| = \left| \frac{mx}{r_j(1 + t_{r_j})(a_{r_j} - x)} \right| \leq \left| \frac{2m(1 - \eta)}{r_j(1 + t_{r_j})\delta} \right|,$$

since $x \leq 1 - \eta$ and $|x - a_r| \geq \delta/2$. So, the rational expression on the far left tends to 1 uniformly on $K_{\delta,\eta}^+$, and $h_{r_j,k(r_j)}(x) \rightarrow (1 - x)^m$ uniformly on $K_{\delta,\eta}^+$.

Step 2 ($y_* \rightarrow x_*$ when $\bar{x}_\lambda < x_*$). Choose $\delta \in (0, \frac{1}{2}(x_* - \bar{x}_\lambda))$ and $\eta \in (0, \frac{1}{2}(1 - x_*))$, which ensure $x_* \in K_{\delta,\eta}^+$. By Step 1 and the strict decrease of $(1 - x)^m$ on $(0, 1)$, there exists $\varepsilon > 0$ and J_2 such that for all $j \geq J_2$,

$$h_{r_j,k(r_j)}(x_* - \varepsilon) > (1 - (x_* - \varepsilon))^m > \phi^* > h_{r_j,k(r_j)}(x_* + \varepsilon).$$

Since $h_{r_j,k(r_j)}$ is strictly decreasing on $(a_{r_j}, 1]$, $y_*(r_j, k(r_j)) \in (x_* - \varepsilon, x_* + \varepsilon)$; hence, $y_*(r_j, k(r_j)) \rightarrow x_*$.

Step 3 ($y_{**} \rightarrow \bar{x}_\lambda$ when $\bar{x}_\lambda < x_*$). Fix $\varepsilon \in (0, \frac{1}{2}\bar{x}_\lambda)$ and set $y := \bar{x}_\lambda - \varepsilon$. Since $b_{r_j} \rightarrow \bar{x}_\lambda$, we have $y < b_{r_j}$ for all large j . By an argument analogous to that used in Step 1, $h_{r_j,k(r_j)}(y) \rightarrow (1 - y)^m$ on any compact subset of $[0, \bar{x}_\lambda]$ containing y . Because $y < \bar{x}_\lambda < x_*$, we have $(1 - y)^m > (1 - \bar{x}_\lambda)^m > (1 - x_*)^m = \phi^*$. So, for large j , we have $h_{r_j,k(r_j)}(y) > \phi^*$. Since $h_{r_j,k(r_j)}$ is strictly decreasing on $[0, b_{r_j}]$ and equals ϕ^* at $y_{**}(r_j, k(r_j))$, it follows that $y_{**}(r_j, k(r_j)) > y \geq \bar{x}_\lambda - \varepsilon$. Together with $y_{**}(r_j, k(r_j)) < b_{r_j}$ and $b_{r_j} \rightarrow \bar{x}_\lambda$, the *squeeze theorem* yields

$$\bar{x}_\lambda = \lim_{r_j \rightarrow \infty} b_{r_j} \geq \limsup_{r_j \rightarrow \infty} y_{**}(r_j, k(r_j)) \geq \liminf_{r_j \rightarrow \infty} y_{**}(r_j, k(r_j)) \geq \bar{x}_\lambda - \varepsilon.$$

Step 4 (the case $\bar{x}_\lambda > x_*$). An almost symmetrical argument to Steps 1–3 proves the lemma in this case.

Step 5 (the degenerate pinch $\bar{x}_\lambda = x_$).* For all sufficiently small $\eta > 0$, both intervals $[x_* - \eta, x_*)$ and $(x_*, x_* + \eta]$ lie, for j large, strictly inside the regions where the uniform convergence in Step 1 (or its left analogue) applies, and the bracketing in Step 2 holds. That is, eventually, every pair of unique roots is trapped in $(x_* - \eta, x_* + \eta)$, forcing $y_{**}(r_j, k(r_j)) \rightarrow x_* \longleftarrow y_*(r_j, k(r_j))$. \square

F Proof of the convergence of Corollary 1 to the solutions in Strigini & Povyakalo (2013)

Let ϕ denote the objective function in Corollary 1. View ϕ as a function of $y \in I_1$,

$$\phi(y) = \frac{(1-y)^m(1-y)^k p_1}{(1-y)^k p_1 + \sum_{i=2}^n (1-x_i)^k p_i} + \frac{\sum_{i=2}^n (1-x_i)^m (1-x_i)^k p_i}{(1-y)^k p_1 + \sum_{i=2}^n (1-x_i)^k p_i}$$

The first rational function on the r.h.s. grows, while the second rational function decays, as $y \rightarrow 0$. Since the x_i s and y are strictly ordered, $(1-y)^m > (1-x_2)^m > \dots > (1-x_n)^m$ holds, thus $\phi(y)$ is monotonically increasing as $y \rightarrow 0$. This means, $\phi(y_{11}) < \phi(y_{12})$ for all $y_{11} > y_{12}$, where y_{11} and y_{12} are possible upper endpoints of the first interval. Thus, $\inf_{x_2 \in I_2, \dots, x_n \in I_n} \phi(y_{11}) \leq \inf_{x_2 \in I_2, \dots, x_n \in I_n} \phi(y_{12})$ for all $y_{11} > y_{12}$: i.e. ϕ^* also monotonically increases, as the upper endpoint of the first interval decreases. With $\phi^* \leq 1$, the *completeness of the reals* implies $\lim_{y \rightarrow 0} \phi^*$ exists. So, letting $y_1 \rightarrow 0$ in Corollary 1,

$$\lim_{y_1 \rightarrow 0} \phi^* = \frac{p_1 + \sum_{i=2}^{j-1} (1-y_i^*)^{m+k} p_i + (1 - \lim_{y_1 \rightarrow 0} y_*)^{m+k} p_j + \sum_{i=j+1}^n (1-y_{i-1}^*)^{m+k} p_i}{p_1 + \sum_{i=2}^{j-1} (1-y_i^*)^k p_i + (1 - \lim_{y_1 \rightarrow 0} y_*)^k p_j + \sum_{i=j+1}^n (1-y_{i-1}^*)^k p_i} \quad (15)$$

where $y_i^* = \lim_{y_1 \rightarrow 0} y_i$ for $i \in \{2, \dots, j-1, j+1, \dots, n\}$.

Now, y_* uniquely satisfies $\phi^* = \left(\frac{m+k}{k}\right) (1-y_*)^m$ for $y_{j-1} \leq y_* \leq y_j$, so $\lim_{y_1 \rightarrow 0} \phi^* = \left(\frac{m+k}{k}\right) (1 - \lim_{y_1 \rightarrow 0} y_*)^m$. Thus $\lim_{y_1 \rightarrow 0} y_*$ exists, because $\lim_{y_1 \rightarrow 0} \phi^*$ exists. This also implies the existence of all y_i^* . Consequently, (15) exists and is unique. In particular, for $n = 2$, (15) yields $\lim_{y_1 \rightarrow 0} \phi^* = (p_1 + (1 - \lim_{y_1 \rightarrow 0} y_*)^{m+k} p_2) / (p_1 + (1 - \lim_{y_1 \rightarrow 0} y_*)^k p_2)$. We conclude, as $y_1 \rightarrow 0$ (i.e. in the limit of a non-zero probability of perfection), Corollary 1 converges to the solutions obtained by Strigini & Povyakalo (2013).

Remark: For $n \leq 3$ and $r > 0$, ϕ^* in Theorem 1 tends to zero as $y_1 \rightarrow 0$. Assume $n = 3$ and $r > 0$. The objective function in Theorem 1, denoted ϕ , becomes $\phi = (\sum_{i=2}^3 x_i^r (1-x_i)^{m+k} p_i) / (\sum_{i=2}^3 x_i^r (1-x_i)^k p_i)$, where $0 < y_1 < x_2 \leq y_2 < x_3 \leq 1$. In the limit

as $y_1 \rightarrow 0$, ϕ becomes $(1 - x_3)^m$ where $0 < x_3 \leq 1$. Since $\phi \rightarrow 0$ as $x_3 \rightarrow 1$, we have $\phi^* = 0$.

Similarly, for $n = 2$, $\phi = (1 - x_2)^m$. Since $\phi \rightarrow 0$ as $x_2 \rightarrow 1$, then $\phi^* = 0$.