

Pointwise A Posteriori Error Estimators for Elliptic Eigenvalue Problems

Zhenglei Li¹, Qigang Liang¹, and Xuejun Xu^{1,*}

¹School of Mathematical Science, Tongji University, Shanghai 200092, China and Key Laboratory of Intelligent Computing and Applications (Tongji University), Ministry of Education (2211186@tongji.edu.cn, qigang_liang@tongji.edu.cn, xuxj@tongji.edu.cn)

Abstract: In this work, we propose and analyze a pointwise a posteriori error estimator for simple eigenvalues of elliptic eigenvalue problems with adaptive finite element methods (AFEMs). We prove the reliability and efficiency of the residual-type a posteriori error estimator in the sense of L^∞ -norm, up to a logarithmic factor of the mesh size. For theoretical analysis, we also propose a theoretical and non-computable estimator, and then analyze the relationship between computable estimator and theoretical estimator. A key ingredient in the a posteriori error analysis is some new estimates for regularized derivative Green's functions. This methodology is also extended to the nonconforming finite element approximations. Some numerical experiments verify our theoretical results.

Keyword: Elliptic eigenvalue problems, a posteriori error estimates, maximum norm, equivalence, finite element methods

1 Introduction

This paper considers an a posteriori error estimator for simple eigenvalues of second order elliptic eigenvalue problems with adaptive finite element methods (AFEMs) in the sense of L^∞ -norm. For approximating second order elliptic partial differential equations, classical finite element methods may perform badly because the exact solution often has local singularities, which leads to the loss of accuracy. In order to cure this problem, AFEMs are proposed in [3]. Over few decades, AFEMs have been extensively studied and successfully brought into practice (see [1, 4, 8, 9, 30] and references therein). For elliptic eigenvalue problems, the authors in [7, 14, 19, 22] analyze some a posteriori error estimates and obtain the reliability and efficiency of these a posteriori error estimators. Moreover, the convergence and optimal complexity of AFEMs for elliptic eigenvalue problems are derived in [10, 16].

The a posteriori errors above are measured in the sense of energy norm or L^2 -norm, thus the discrete solution converges to the exact solution in the sense of average integration. However, it is worth noting that the analysis of pointwise (i.e., L^∞ -norm) error may be important in many applications (see [15, 23, 27] and references therein). Therefore, it is significant to propose and analyze the a posteriori error estimator in the sense of L^∞ -norm, which often poses a great challenge.

In recent decades, the studies of the a priori error in the sense of L^∞ -norm by finite element methods for second order elliptic source problems have been widely developed (see [5, 13, 20, 24, 25, 29, 31] and references therein). For the a posteriori error analysis, the author in [26] derives pointwise a posteriori error estimators over general polygonal domains in \mathbb{R}^2 and proves their equivalence to the a priori error (the L^∞ -norm of $u - u_h$). Then these results are extended to three-dimensional and nonconforming cases in [11]. The key ingredient in [26] to prove the equivalence is to give an a priori $W^{2,1}$ -estimate for regularized Green's functions. As for the pointwise a priori error analysis for eigenvalue problems, the sharp convergence rate is obtained in convex domains under the assumption that $u \in W^{2,\infty}(\Omega)$ in

[32]. However, to the best of our knowledge, the study of the pointwise a posteriori error for eigenvalue problems is not available in the literature.

In this paper, we present a pointwise a posteriori error estimator for eigenfunction corresponding to simple eigenvalues, and prove its reliability and efficiency in the sense of L^∞ -norm for second order elliptic eigenvalue problems. We must emphasize that it is non-trivial to analyze the reliability of the pointwise a posteriori error estimator. First, a crucial difference between eigenvalue problems and source problems is that there is no Galerkin orthogonality in the finite element approximation for eigenvalue problems, which increases an extra term in the residual equation. Second, since the a posteriori error estimator is analyzed in the sense of L^∞ -norm, many estimate techniques developed in a separable Hilbert space in the sense of energy inner product (or L^2 inner product) are not applicable.

To overcome these difficulties and obtain the reliability and efficiency of the a posteriori error estimator for simple eigenvalues in the sense of L^∞ -norm, we derive some new estimates. A key ingredient in this paper is to obtain a proper estimate for the Galerkin approximation of regularized derivative Green's functions in the sense of L^1 -norm. To get it, we use the Aubin-Nitsche argument and take a sign function as the source term on adaptive mesh. By exploiting the L^p -estimate argument for the gradient of solutions of elliptic partial differential equations and combining some new estimate results, we may prove the reliability of the pointwise a posteriori error estimator. Then a modification of a local argument (see [26, 34]) gives the efficiency of the a posteriori error estimator. Specifically, we obtain the following result:

$$\eta \lesssim \|e_h\|_{L^\infty(\Omega)} \lesssim |\ln h|\eta, \quad (1.1)$$

where $a \lesssim (\gtrsim) b$ means $a \leq (\geq) Cb$, the letter C is generic positive constant independent of the mesh size, possibly different at each occurrence, $e_h := u - u_h$ with u and u_h denoting the eigenfunction and its adaptive finite element approximation, and η is the pointwise a posteriori error estimator (defined in section 4). In addition, we extend this result to the Crouzeix-Raviart (CR) nonconforming finite element.

This paper is organized as follows. In section 2, we introduce the model problem and some mathematical notations. Then we review some classical and useful a priori estimates and derive a priori estimates for regularized Green's functions, which improves the result in [26]. In section 3, we prove the reliability and efficiency of the pointwise a posteriori error estimator. In section 4, we extend the results to the CR nonconforming finite element. Some numerical experiments are given to verify our findings in section 5 and the conclusion is presented in section 6.

2 Preliminaries

2.1 Notation

Let $\Omega \subset \mathbb{R}^2$ be a polygonal domain without restrictions on the size of the interior angles. Throughout this paper, for any subset $\tilde{\Omega} \subset \Omega$, we use the standard notations for the Sobolev spaces $W^{m,p}(\tilde{\Omega})$ ($H^m(\tilde{\Omega})$) and $W_0^{m,p}(\tilde{\Omega})$ ($H_0^m(\tilde{\Omega})$). Moreover, we denote by $L^p(\tilde{\Omega})$ and $L^p(\Gamma)$ the usual Lebesgue spaces equipped with the standard norms $\|\cdot\|_{L^p(\tilde{\Omega})}$ and $\|\cdot\|_{L^p(\Gamma)}$, where $\Gamma \subset \tilde{\Omega}$ is a Lipschitz curve. For notational convenience, we denote by

$$(\phi, \psi)_{\tilde{\Omega}} := \int_{\tilde{\Omega}} \phi \psi \, dx, \quad \langle \phi, \psi \rangle_{\Gamma} := \int_{\Gamma} \phi \psi \, ds.$$

If $\tilde{\Omega} = \Omega$, we drop the subscript $\tilde{\Omega}$ in $(\phi, \psi)_{\tilde{\Omega}}$.

We consider the model problem

$$\begin{cases} -\Delta u = \lambda u & \text{in } \Omega, \\ u = 0 & \text{on } \partial\Omega. \end{cases} \quad (2.1)$$

The variational form of (2.1) is to find $(\lambda, u) \in \mathbb{R} \times V(= H_0^1(\Omega))$ such that

$$a(u, v) = \lambda(u, v) \quad \forall v \in V, \quad (2.2)$$

where

$$a(v, w) = \int_{\Omega} \nabla v \cdot \nabla w \, dx \quad \forall v, w \in V.$$

Define an linear operator T such that for any $f \in L^2(\Omega)$,

$$a(Tf, v) = (f, v) \quad \forall v \in V. \quad (2.3)$$

Then we may obtain the equivalent form of (2.2) as $Tu = \lambda^{-1}u$.

Let V_h be the space of continuous piecewise linear polynomials vanishing on $\partial\Omega$ associated with a shape-regular partition \mathcal{T}_h . The discrete eigenpair (λ_h, u_h) satisfies

$$a(u_h, v_h) = \lambda_h(u_h, v_h) \quad \forall v_h \in V_h. \quad (2.4)$$

We set $h = \max_{K \in \mathcal{T}_h} h_K$, where h_K is the diameter of element $K \in \mathcal{T}_h$, and assume that there exists a positive constant γ such that

$$h \leq h_K^\gamma \quad \forall K \in \mathcal{T}_h. \quad (2.5)$$

Let \mathcal{E}_h be the set of all edges of elements contained in \mathcal{T}_h . For any element K , we use ω_K to denote the union of all elements which share common edge with K . We now introduce the jump operator. Given an edge $E \subset \Omega$ shared by two elements K_+ and K_- , i.e., $E = \partial K_+ \cap \partial K_-$, for any piecewise function v , we define

$$[v]_E = (v|_{K_+})|_E - (v|_{K_-})|_E$$

and

$$[\nabla v]_E = (\nabla v|_{K_+})|_E - (\nabla v|_{K_-})|_E.$$

By convention, if $E \in \mathcal{E}_h$ is a boundary edge, we set

$$[v]_E = v|_E, \quad [\nabla v]_E = \nabla v|_E.$$

For simplicity, we denote by

$$[\frac{\partial v}{\partial n}]_E = [\nabla v]_E \cdot n_E,$$

where n_E is the unit outer normal vector of E . The choice of the particular normal is arbitrary, but is considered to be fixed once and for all. In subsequent sections, we will drop the subscript E without causing confusion.

Next we introduce the definitions of some operators. For the space V_h , we define the Galerkin projection $G_h: H_0^1(\Omega) \rightarrow V_h$ such that

$$a(G_h v, v_h) = a(v, v_h) \quad \forall v_h \in V_h. \quad (2.6)$$

The usual Lagrange interpolation $I_h: C^0(\overline{\Omega}) \rightarrow V_h$ has the local approximation properties [6] :

$$\|v - I_h v\|_{W^{m,p}(K)} \lesssim h_K^{2-m} |v|_{W^{2,p}(K)}, \quad \text{for } m = 0, 1, p \geq 1, v \in W^{2,p}(K). \quad (2.7)$$

Then we define a discrete operator T_h such that for any $f \in L^2(\Omega)$,

$$a(T_h f, v_h) = (f, v_h) \quad \forall v_h \in V_h. \quad (2.8)$$

2.2 Some a priori estimates

In this subsection, we first introduce a regularized Green's function and then review some useful a priori estimates.

Given a fixed point $x_0 \in \overline{\Omega}$, we may define a smooth function δ_0 satisfying the following properties [26]:

$$\text{supp } \delta_0 \subset B := \{x \in \Omega : |x - x_0| < \rho\}, \quad \int_{\Omega} \delta_0 \, dx = 1, \quad (2.9)$$

$$0 \leq \delta_0 \lesssim \rho^{-2}, \quad \|\delta_0\|_{W^{k,\infty}(\Omega)} \lesssim \rho^{-k-2}, \quad k = 1, 2, \dots \quad (2.10)$$

where $\rho = h^\beta$ with an undetermined parameter $\beta \geq 1$. Then we may define regularized Green's function g_0 satisfying

$$\begin{cases} -\Delta g_0 = \delta_0 & \text{in } \Omega, \\ g_0 = 0 & \text{on } \partial\Omega. \end{cases} \quad (2.11)$$

It is known that the following estimate holds for some $p > 1$ under appropriate assumptions on the boundary condition [12, 18]:

$$|v|_{W^{2,p}(\Omega)} \leq C_p \|\Delta v\|_{L^p(\Omega)} \quad \forall v \in W^{2,p}(\Omega) \cap W_0^{1,p}(\Omega). \quad (2.12)$$

For a smooth domain, it is well known that $C_p = \frac{C}{p-1}$ when $p \rightarrow 1$ (see [17]). The following estimates are straightforward in view of (2.10)

$$|g_0|_{W^{2,p}(\Omega)} \lesssim \frac{\rho^{2(\frac{1}{p}-1)}}{p-1}.$$

Choosing $p = 1 + |\ln \rho|^{-1}$, we may obtain

$$|g_0|_{W^{2,1}(\Omega)} \lesssim |\ln \rho|. \quad (2.13)$$

For a polygon without restrictions on the size of the interior angles, (2.12) holds for $1 < p < \frac{4}{3}$ [12, 18], but the dependence on p of the constant C_p in (2.12) is not known explicitly. In [26], a slightly weaker estimate is derived as

$$|g_0|_{W^{2,1}(\Omega)} \lesssim |\ln \rho|^2. \quad (2.14)$$

However, we may prove that (2.13) still holds for the polygonal domain (see Appendix of this paper).

3 A posteriori error analysis

In this section, we first give some a priori estimates for a regularized derivative Green's function (defined in (3.3)). Then in subsection 3.2, for convenience of theoretical analysis, we introduce two pointwise estimators, including computable and theoretical estimators. Specifically, given an eigenpair (λ, u) and the corresponding discrete eigenpair (λ_h, u_h) , the computable estimator is defined by

$$\eta := \max_{K \in \mathcal{T}_h} \left(h_K^2 \|\lambda_h u_h\|_{L^\infty(K)} + h_K \left\| \left[\frac{\partial u_h}{\partial \mathbf{n}} \right] \right\|_{L^\infty(\partial K \setminus \partial\Omega)} \right),$$

and the theoretical estimator is defined by

$$\eta^* := \max_{K \in \mathcal{T}_h} \left(h_K^2 \|u_h\|_{L^\infty(K)} + h_K \left\| \left[\frac{\partial T_h u}{\partial \mathbf{n}} \right] \right\|_{L^\infty(\partial K \setminus \partial\Omega)} \right),$$

where T_h is defined in (2.8). We provide an upper bound of $\|e_h\|_{L^\infty(\Omega)}$ controlled by the sum of these two estimators in this subsection, where $e_h := u - u_h$ with u being the exact eigenfunction ($\|u\|_{L^2(\Omega)} = 1$) and u_h being the discrete eigenfunction ($\|u_h\|_{L^2(\Omega)} = 1$) corresponding to u . In subsection 3.3, we analyze the relationship between η and η^* . Finally, we shall prove the main result, namely the reliability and efficiency of η .

Theorem 3.1 *Let Ω be an arbitrary polygonal domain, (λ, u) is an eigenpair of (2.1), (λ_h, u_h) is the corresponding discrete eigenpair, then the pointwise a posteriori error estimator η has the reliability and efficiency, up to a logarithmic factor of a small enough mesh size h , namely*

$$\eta \lesssim \|e_h\|_{L^\infty(\Omega)} \lesssim |\ln h| \eta. \quad (3.1)$$

3.1 Some estimates for regularized derivative Green's functions

For any element $K \in \mathcal{T}_h$, we use x_K to denote the barycenter of K . Then there exists a function $\delta_1 \in C_0^\infty(K)$ (the construction for it can be found in [20, 28]) satisfying

$$(\delta_1, v_h)_K = v_h(x_K) \quad \forall v_h \in P_1(K), \quad \|\delta_1\|_{W^{k,\infty}(\Omega)} \lesssim h_K^{-k-2}, k = 0, 1, 2, \dots \quad (3.2)$$

We define a regularized derivative Green's function g_1 as follows:

$$\begin{cases} -\Delta g_1 = \nabla \delta_1 \cdot \boldsymbol{\nu}, & \text{in } \Omega, \\ g_1 = 0, & \text{on } \partial\Omega, \end{cases} \quad (3.3)$$

where $\boldsymbol{\nu}$ is an arbitrary direction vector. The introduction of the regularized derivative Green's functions plays a crucial role in analyzing the relationship between η and η^* . In subsequent analysis, we need some estimates for g_1 and $G_h g_1$ (recall that G_h stands for the Galerkin projection) in different norms. We introduce a result about the gradient estimate in [33], which is useful for estimating the $W^{1,p}$ -norm of g_1 .

Lemma 3.2 *Let D be a Lipschitz domain. Let U solve the Dirichlet problem $-\Delta U = \operatorname{div} \mathbf{F}$ in D with the homogeneous Dirichlet condition on ∂D , where $\mathbf{F} \in (L^p(D))^2$. Then the following $W^{1,p}$ -estimate holds*

$$\|U\|_{W^{1,p}(D)} \lesssim \|\mathbf{F}\|_{L^p(D)}, \quad (3.4)$$

provided that $\frac{4}{3} - \varepsilon < p < 4 + \varepsilon$, where $\varepsilon > 0$ depends only on D .

Now, we give a $W^{1,p}$ -estimate for g_1 .

Lemma 3.3 *Let δ_1 and g_1 be defined as in (3.2) and (3.3), then the following estimate holds*

$$|g_1|_{W^{1,p}(\Omega)} \lesssim h_K^{-\frac{2}{q}}, \quad (3.5)$$

where $\frac{4}{3} - \varepsilon_1 < p \leq 2$ and $\frac{1}{p} + \frac{1}{q} = 1$ and $\varepsilon_1 > 0$ depends only on Ω .

Proof. Recall that $\delta_1 \in C_0^\infty(K)$. We may construct a function \mathbf{F} by the indefinite integral, such that

$$\mathbf{F} \in W_0^{1,\infty}(K), \quad \operatorname{div} \mathbf{F} = \nabla \delta_1 \cdot \boldsymbol{\nu}, \quad \|\mathbf{F}\|_{L^\infty(\Omega)} \lesssim h_K^{-2}. \quad (3.6)$$

Using Lemma 3.2 and (3.6), we have

$$|g_1|_{W^{1,p}(\Omega)} \lesssim \|\mathbf{F}\|_{L^p(\Omega)} \lesssim h_K^{-\frac{2}{q}},$$

which completes the proof. \square

With the help of Lemma 3.3, we may obtain some estimates for $G_h g_1$.

Lemma 3.4 *It holds that*

$$|G_h g_1|_{H^1(\Omega)} \lesssim h_K^{-1} \quad (3.7)$$

and

$$\|G_h g_1\|_{L^1(\Omega)} \lesssim h^{\frac{1}{3}} h_K^{-1}. \quad (3.8)$$

Proof. In view of (3.2) and (3.3), we have

$$\begin{aligned} |G_h g_1|_{H^1(\Omega)}^2 &= a(G_h g_1, G_h g_1) = (G_h g_1, \nabla \delta_1 \cdot \boldsymbol{\nu}) \\ &= (\nabla G_h g_1 \cdot \boldsymbol{\nu}, \delta_1) \lesssim h_K^{-1} |G_h g_1|_{H^1(\Omega)}, \end{aligned}$$

which yields (3.7). The proof of (3.8) is more complicated. Let

$$\varphi = \text{sgn}(G_h g_1) = \begin{cases} 1 & G_h g_1 > 0, \\ 0 & G_h g_1 = 0, \\ -1 & G_h g_1 < 0. \end{cases}$$

We consider an auxiliary problem

$$\begin{cases} -\Delta \psi = \varphi & \text{in } \Omega, \\ \psi = 0 & \text{on } \partial\Omega. \end{cases}$$

Let $r_0 = \frac{\pi}{\theta}$, where θ is the largest angle among the interior corners of Ω . It is well known that $\psi \in H^{1+r}(\Omega) \cap H_0^1(\Omega)$ for all $r \in (0, r_0)$, and

$$\|\psi\|_{H^{1+r}(\Omega)} \lesssim \|\Delta \psi\|_{L^2(\Omega)}. \quad (3.9)$$

Due to the interpolation theory and the Hölder inequality, we have

$$\begin{aligned} \|G_h g_1\|_{L^1(\Omega)} &= (G_h g_1, \varphi) = a(G_h g_1, \psi) \\ &= a(G_h g_1, \psi - I_h \psi) + a(G_h g_1, I_h \psi) \\ &= a(G_h g_1, \psi - I_h \psi) + a(g_1, I_h \psi) \\ &\lesssim h^r |G_h g_1|_{H^1(\Omega)} + |g_1|_{W^{1,p}(\Omega)} |\psi|_{W^{1,p^*}(\Omega)}, \end{aligned} \quad (3.10)$$

where $\frac{4}{3} < p < 2$ and $\frac{1}{p} + \frac{1}{p^*} = 1$. By the Sobolev embedding theorem and the regularity estimate, we obtain

$$|\psi|_{W^{1,p^*}(\Omega)} \lesssim \|\psi\|_{W^{2,q}(\Omega)} \lesssim \|\varphi\|_{L^q(\Omega)} \lesssim 1, \quad (3.11)$$

where $1 < q = \frac{2p^*}{p^*+2} < \frac{4}{3}$. Then combining (3.5) and (3.10), we complete the proof on choosing $s = \frac{1}{3}$ (note that $r_0 > \frac{1}{2}$ and $2 < p^* < 4$). \square

3.2 Upper bound

In this subsection, we provide an upper bound of $\|e_h\|_{L^\infty(\Omega)}$ controlled by the sum of two estimators (η and η^*). For simplicity, we assume that each element $K \in \mathcal{T}_h$ is a closed set. Let $x_0 \in \overline{\Omega}$ satisfy

$$|e_h(x_0)| = \|e_h\|_{L^\infty(\Omega)}. \quad (3.12)$$

For the subsequent analysis, our first step is to prove

$$\|e_h\|_{L^\infty(\Omega)} \lesssim |(\delta_0, e_h)|, \quad (3.13)$$

where δ_0 is defined in (2.9) and (2.10). We may use a similar argument as in [26] to get the following lemma. For simplicity, we omit the detailed proof.

Lemma 3.5 *Let $0 < \alpha \leq 1$ be the Hölder continuity exponent of the eigenfunction of (2.1). Then there exists a positive number h_0 such that for any $h \leq h_0$, the following estimate holds*

$$\|e_h\|_{L^\infty(\Omega)} \lesssim |(\delta_0, e_h)| + h_{K_0}^{\alpha\beta}, \quad (3.14)$$

where K_0 is an element containing x_0 and $\beta \geq 1$.

In order to drop the second term in (3.14), we give an a priori lower bound of $\|e_h\|_{L^\infty(\Omega)}$, whose proof may be found in Appendix.

Lemma 3.6 *There exists a positive number h_0 such that for any $h \leq h_0$ there exists an element $K^* \in \mathcal{T}_h$ satisfying*

$$\|e_h\|_{L^\infty(K^*)} \gtrsim h_{K^*}^2.$$

Thanks to Lemmas 3.5 and 3.6, together with (2.5), choosing $\beta > \frac{2\gamma}{\alpha}$, we may deduce (3.13).

Next we shall derive the upper bound of $\|e_h\|_{L^\infty(\Omega)}$ from the residual error equation. By integrating by parts, e_h satisfies the error equation

$$\begin{aligned} a(e_h, v) &= \sum_{K \in \mathcal{T}_h} \left((\lambda u, v - v_h)_K + \left\langle \frac{\partial u_h}{\partial \mathbf{n}}, v - v_h \right\rangle_{\partial K} \right) + (\lambda u - \lambda_h u_h, v_h) \\ &= \sum_{K \in \mathcal{T}_h} \left((\lambda_h u_h, v - v_h)_K + \left\langle \frac{\partial u_h}{\partial \mathbf{n}}, v - v_h \right\rangle_{\partial K} \right) + (\lambda u - \lambda_h u_h, v), \end{aligned}$$

where $v \in V$, $v_h \in V_h$. Taking $v = g_0$ and $v_h = I_h g_0$, in view of (2.13) and (3.13), with the interpolation theory and the trace theorem on K , we deduce

$$\begin{aligned} \|e_h\|_{L^\infty(\Omega)} &\lesssim |(\delta_0, e_h)| = |a(e_h, g_0)| \\ &\lesssim |\ln h| \max_{K \in \mathcal{T}_h} \left(h_K^2 \|\lambda_h u_h\|_{L^\infty(K)} + h_K \left\| \left[\frac{\partial u_h}{\partial \mathbf{n}} \right] \right\|_{L^\infty(\partial K \setminus \partial \Omega)} \right) \\ &\quad + |(\lambda u - \lambda_h u_h, g_0)|. \end{aligned} \quad (3.15)$$

Noting that for any $v \in W^{2,1}(\Omega) \cap H_0^1(\Omega)$, it holds that

$$\begin{aligned} |v|_{H^1(\Omega)}^2 &= (\nabla v, \nabla v) = (-\Delta v, v) \leq \|\Delta v\|_{L^1(\Omega)} \|v\|_{L^\infty(\Omega)} \\ &\lesssim |v|_{W^{2,1}(\Omega)} \|v\|_{W^{2,1}(\Omega)} \lesssim |v|_{W^{2,1}(\Omega)} (\|\nabla v\|_{L^1(\Omega)} + |v|_{W^{2,1}(\Omega)}) \\ &\lesssim |v|_{W^{2,1}(\Omega)} (\|\nabla v\|_{L^2(\Omega)} + |v|_{W^{2,1}(\Omega)}), \end{aligned}$$

which, together with the Young inequality, yields

$$|v|_{H^1(\Omega)} \lesssim |v|_{W^{2,1}(\Omega)}. \quad (3.16)$$

Since $g_0 \in W^{2,1}(\Omega) \cap H_0^1(\Omega)$, by (3.16) and the Poincaré inequality, we get

$$\|g_0\|_{L^2(\Omega)} \lesssim |g_0|_{W^{2,1}(\Omega)} \lesssim |\ln h|.$$

Inserting this result into (3.15), we obtain

$$\|e_h\|_{L^\infty(\Omega)} \lesssim |\ln h| (\eta + \|\lambda u - \lambda_h u_h\|_{L^2(\Omega)}). \quad (3.17)$$

In the subsequence, we shall estimate the term $\|\lambda u - \lambda_h u_h\|_{L^2(\Omega)}$ by using Babuška-Osborn theory in [2].

Lemma 3.7 *There exists a positive number h_0 such that for any $h \leq h_0$, we have*

$$\|\lambda u - \lambda_h u_h\|_{L^2(\Omega)} \lesssim \eta^* + h^2 \|e_h\|_{L^\infty(\Omega)}. \quad (3.18)$$

Proof. From [2], we know that

$$\lambda_h - \lambda \lesssim \|(T - T_h)u\|_{L^2(\Omega)} \quad (3.19)$$

and

$$\|u - u_h\|_{L^2(\Omega)} \lesssim \|(T - T_h)u\|_{L^2(\Omega)}. \quad (3.20)$$

The triangle inequality directly leads to

$$\|\lambda u - \lambda_h u_h\|_{L^2(\Omega)} \lesssim \|(T - T_h)u\|_{L^2(\Omega)}. \quad (3.21)$$

Then we consider an auxiliary problem

$$\begin{cases} -\Delta\omega = (T - T_h)u & \text{in } \Omega, \\ \omega = 0 & \text{on } \partial\Omega. \end{cases} \quad (3.22)$$

In view of the definition of T and T_h , using a similar argument as in (3.15), we deduce

$$\begin{aligned} \|(T - T_h)u\|_{L^2(\Omega)}^2 &= a(Tu - T_h u, \omega) = a(Tu - T_h u, \omega - I_h \omega) \\ &= \sum_{K \in \mathcal{T}_h} \left((u, \omega - I_h \omega)_K + \left\langle \frac{\partial T_h u}{\partial \mathbf{n}}, \omega - I_h \omega \right\rangle_{\partial K} \right) \\ &\lesssim |\omega|_{W^{2,1}(\Omega)} (\eta^* + h^2 \|e_h\|_{L^\infty(\Omega)}). \end{aligned} \quad (3.23)$$

With the aid of (2.12) and the Hölder inequality, for a fixed $p_0 \in (1, \frac{4}{3})$, we obtain

$$|\omega|_{W^{2,1}(\Omega)} \lesssim |\omega|_{W^{2,p_0}(\Omega)} \lesssim \|(T - T_h)u\|_{L^{p_0}(\Omega)} \lesssim \|(T - T_h)u\|_{L^2(\Omega)}, \quad (3.24)$$

which, tother with (3.21) and (3.23), yields (3.18). \square

Combining (3.17) and Lemma 3.7, we may derive an upper bound for $\|e_h\|_{L^\infty(\Omega)}$.

Theorem 3.8 *There exists an $h_0 > 0$ such that*

$$\|e_h\|_{L^\infty(\Omega)} \lesssim |\ln h|(\eta + \eta^*) \quad (3.25)$$

holds whenever $h \leq h_0$.

Proof. Owing to (3.17) and Lemma 3.7, we obtain

$$(1 - h^2 |\ln h|) \|e_h\|_{L^\infty(\Omega)} \lesssim |\ln h|(\eta + \eta^*).$$

Then we derive (3.25) noting that $h^2 |\ln h|$ is $o(1)$. \square

3.3 Relationship between η and η^*

Now we restrict our attention to the relationship between η and η^* . In order to give the reliability of η , since (3.25) holds, it suffices to show that η^* can be (mainly) bounded by η . In fact, we have the following estimate for η^* .

Lemma 3.9 *It holds that*

$$\eta^* \lesssim \eta + h^{\frac{1}{3}} \|e_h\|_{L^\infty(\Omega)}, \quad (3.26)$$

where s is defined in Lemma 3.4.

Proof. By the definitions of η and η^* , we know

$$\eta^* \lesssim \eta + \max_{K \in \mathcal{T}_h} h_K |T_h u - \lambda_h^{-1} u_h|_{W^{1,\infty}(K)}. \quad (3.27)$$

Note that

$$|T_h u - \lambda_h^{-1} u_h|_{W^{1,\infty}(K)} \lesssim \sup_{\boldsymbol{\nu}} |(\nabla(T_h u - \lambda_h^{-1} u_h) \cdot \boldsymbol{\nu})(x_K)|,$$

where $\boldsymbol{\nu}$ is an arbitrary direction vector. Using (3.2) and (3.3), we deduce

$$\begin{aligned} (\nabla(T_h u - \lambda_h^{-1} u_h) \cdot \boldsymbol{\nu})(x_K) &= (T_h u - \lambda_h^{-1} u_h, \nabla \delta_1 \cdot \boldsymbol{\nu}) \\ &= a(T_h u - \lambda_h^{-1} u_h, G_h g_1) \\ &= (e_h, G_h g_1) \leq \|e_h\|_{L^\infty(\Omega)} \|G_h g_1\|_{L^1(\Omega)}. \end{aligned} \quad (3.28)$$

Combining Lemma 3.4 and (3.27), we complete the proof. \square

Now we are in a position to prove the main result, namely the reliability and efficiency of η .

Proof of Theorem 3.1: First, Lemmas 3.8 and 3.9 lead to the reliability of η directly due to the fact that $h^s |\ln h|$ is $o(1)$ for small enough h . For the proof of the efficiency, we modify the local argument in [26, 34].

Let b_K be the usual bubble function, i.e., the polynomial of degree three obtained as the product of the barycentric coordinates of K . Taking $v_1 = \lambda_h u_h b_K$, with integration by parts, we immediately get

$$(\lambda u, v_1) = a(e_h, v_1) = (e_h, -\Delta v_1)_K + \langle e_h, \frac{\partial v_1}{\partial \mathbf{n}} \rangle_{\partial K}, \quad (3.29)$$

where we use the fact that $a(u_h, v_1) = 0$. Noting that

$$0 \leq b_K \leq 1, \quad \|b_K\|_{W^{2,1}(K)} \lesssim 1,$$

and using the trace theorem, we have

$$h_K^2 \|\lambda_h u_h\|_{L^\infty(K)} \lesssim \|e_h\|_{L^\infty(K)} + h_K^2 \|\lambda u - \lambda_h u_h\|_{L^\infty(K)}. \quad (3.30)$$

Given an interior edge $E \subset \partial K$, we denote by K_1 the neighbor element that shares the edge E with K . Let φ_E be a piecewise quadratic polynomial on $K \cup K_1$, which is one at the midpoint of E and vanishes on the other edges of $K \cup K_1$. Taking $v_2 = [\frac{\partial u_h}{\partial \mathbf{n}}] \varphi_E$, we have

$$(\lambda u, v_2)_{K \cup K_1} + \langle v_2, [\frac{\partial u_h}{\partial \mathbf{n}}] \rangle_E = (e_h, -\Delta v_2)_{K \cup K_1} + \langle e_h, [\frac{\partial v_2}{\partial \mathbf{n}}] \rangle_E.$$

Owing to the fact that

$$0 \leq \varphi_E \leq 1, \quad \|\varphi_E\|_{W^{2,1}(K \cup K_1)} \lesssim 1,$$

we obtain

$$h_E \left\| \left[\frac{\partial u_h}{\partial \mathbf{n}} \right] \right\|_{L^\infty(E)} \lesssim \|e_h\|_{L^\infty(K \cup K_1)} + h_K^2 \|\lambda u\|_{L^\infty(K \cup K_1)}. \quad (3.31)$$

Adding (3.30) and (3.31) together, we may arrive at

$$h_K^2 \|\lambda_h u_h\|_{L^\infty(K)} + h_K \left\| \left[\frac{\partial u_h}{\partial \mathbf{n}} \right] \right\|_{L^\infty(\partial K)} \lesssim \|e_h\|_{L^\infty(\omega_K)} + h_K^2 \|\lambda u - \lambda_h u_h\|_{L^\infty(\omega_K)}.$$

Thus,

$$\eta \lesssim \|e_h\|_{L^\infty(\Omega)} + \max_{K \in \mathcal{T}_h} h_K^2 \|\lambda u - \lambda_h u_h\|_{L^\infty(\omega_K)}. \quad (3.32)$$

Note that

$$\|\lambda u - \lambda_h u_h\|_{L^\infty(\Omega)} \lesssim |\lambda - \lambda_h| + \|e_h\|_{L^\infty(\Omega)}. \quad (3.33)$$

From the proof argument of Lemmas 3.7 and 3.9, we may infer that

$$|\lambda - \lambda_h| \lesssim \eta + h^{\frac{1}{3}} \|e_h\|_{L^\infty(\Omega)},$$

which, together with (3.32) and (3.33), yields the efficiency of η . \square

4 Nonconforming elements

In this section, we may extend the results of the previous section to the nonconforming approximation. The CR finite element is widely used to approximate the model problem (2.1). For simplicity, if no otherwise specified, we will use the same notations as in section 3 for the nonconforming case without causing confusion.

We use V_h , consisting of piecewise linear functions continuous at the midpoint of the interior edges and vanishing at the midpoint of boundary edges, to denote the corresponding finite element space associated with a shape-regular partition \mathcal{T}_h . We denote by \mathcal{E}_h the set of all edges and \mathcal{E}_h^I the set of all interior edges. The discrete eigenpair (λ_h, u_h) satisfies

$$a_h(u_h, v_h) = \lambda_h(u_h, v_h) \quad \forall v_h \in V_h, \quad (4.1)$$

where

$$a_h(v, w) := \sum_{K \in \mathcal{T}_h} \int_K \nabla v \cdot \nabla w \, dx \quad \forall v, w \in V + V_h.$$

Let T_h be defined similarly as in (2.8) for nonconforming case, namely,

$$a_h(T_h f, v_h) = (f, v_h) \quad \forall v_h \in V_h.$$

We denote by $e_h := u - u_h$ and let $x_0 \in \bar{\Omega}$ satisfy $|e_h(x_0)| = \|e_h\|_{L^\infty(\Omega)}$. Moreover, we need to slightly modify the definitions of η and η^* , which are defined by

$$\eta = \max_{K \in \mathcal{T}_h} (h_K^2 \|\lambda_h u_h\|_{L^\infty(K)} + h_K \|\nabla u_h\|_{L^\infty(\partial K)})$$

and

$$\eta^* = \max_{K \in \mathcal{T}_h} (h_K^2 \|u_h\|_{L^\infty(K)} + h_K \|\nabla T_h u\|_{L^\infty(\partial K)}).$$

First we shall obtain a similar result as (3.13). To show this, we need to make some modification to the proof argument in section 3 because of the discontinuity of the approximate solution u_h (see the details in [11]).

Lemma 4.1 *Let δ_0 be defined in (2.9) and (2.10), under the same assumptions of Lemma 3.5, we have*

$$\|e_h\|_{L^\infty(\Omega)} \lesssim |(e_h, \delta_0)| + \max_{E \in \mathcal{E}_h^I} \|[u_h]\|_{L^\infty(E)}. \quad (4.2)$$

With (4.2), we may construct the a posteriori error estimator of the CR nonconforming finite element discretization for eigenvalue problems. Recall that g_0 is the solution of (2.11) and I_h is the usual P_1 -conforming finite element interpolation. Noting that $I_h g_0 \in V \cap V_h$ and integrating by parts, we deduce

$$\begin{aligned} (e_h, -\Delta g_0) &= \sum_{K \in \mathcal{T}_h} \left((\nabla e_h, \nabla g_0)_K - \langle u_h, \frac{\partial g_0}{\partial \mathbf{n}} \rangle_{\partial K} \right) \\ &= \sum_{K \in \mathcal{T}_h} \left((\nabla e_h, \nabla (g_0 - I_h g_0))_K - \langle u_h, \frac{\partial g_0}{\partial \mathbf{n}} \rangle_{\partial K} \right) + (\lambda u - \lambda_h u_h, I_h g_0) \\ &= (\lambda u, g_0 - I_h g_0) - \sum_{E \in \mathcal{E}_h} \left(\langle [u_h], \frac{\partial g_0}{\partial \mathbf{n}} \rangle_E + \langle [\frac{\partial u_h}{\partial \mathbf{n}}], g_0 - I_h g_0 \rangle_E \right) \\ &\quad + (\lambda u - \lambda_h u_h, I_h g_0) \\ &= (\lambda_h u_h, g_0 - I_h g_0) - \sum_{E \in \mathcal{E}_h} \left(\langle [u_h], \frac{\partial g_0}{\partial \mathbf{n}} \rangle_E + \langle [\frac{\partial u_h}{\partial \mathbf{n}}], g_0 - I_h g_0 \rangle_E \right) \\ &\quad + (\lambda u - \lambda_h u_h, g_0). \end{aligned}$$

With the interpolation theory and the inverse inequality, we immediately obtain

$$\|e_h\|_{L^\infty(\Omega)} \lesssim |\ln h|(\|\lambda u - \lambda_h u_h\|_{L^2(\Omega)} + \eta). \quad (4.3)$$

Since (3.19) and (3.20) are still valid for nonconforming cases, we may obtain

$$\|e_h\|_{L^\infty(\Omega)} \lesssim |\ln h|(\|(T - T_h)u\|_{L^2(\Omega)} + \eta). \quad (4.4)$$

Then we have the following result.

Lemma 4.2 *There exists a positive number h_0 such that for any $h \leq h_0$, we have*

$$\|Tu - T_h u\|_{L^2(\Omega)} \lesssim \eta^* + h^2 \|e_h\|_{L^\infty(\Omega)}. \quad (4.5)$$

Proof. We consider the auxiliary problem (3.22) again with the source term $\omega := Tu - T_h u$. Then we have

$$\|Tu - T_h u\|_{L^2(\Omega)}^2 = \sum_{K \in \mathcal{T}_h} \langle T_h u, \frac{\partial \omega}{\partial \mathbf{n}} \rangle_{\partial K} + a_h(Tu - T_h u, \omega). \quad (4.6)$$

For the first term in (4.6), using the trace theorem and the continuity of $T_h u$ at the midpoint of the interior edges, we get

$$\begin{aligned} \left| \sum_{K \in \mathcal{T}_h} \langle T_h u, \frac{\partial \omega}{\partial \mathbf{n}} \rangle_{\partial K} \right| &\lesssim \|\omega\|_{W^{2,1}(\Omega)} \max_{K \in \mathcal{T}_h} \| [T_h u] \|_{L^\infty(\partial K)} \\ &\lesssim \|\omega\|_{W^{2,1}(\Omega)} \max_{K \in \mathcal{T}_h} h_K \| [\nabla T_h u] \|_{L^\infty(\partial K)}. \end{aligned} \quad (4.7)$$

For the second term, noting that

$$a_h(Tu - T_h u, v_h) = 0 \quad \forall v_h \in V \cap V_h,$$

we have

$$\begin{aligned} |a_h(Tu - T_h u, \omega)| &= |a_h(Tu - T_h u, \omega - I_h \omega)| \\ &\lesssim |\omega|_{W^{2,1}(\Omega)} \max_{K \in \mathcal{T}_h} (h_K^2 \|u\|_{L^\infty(K)} + h_K \| [\nabla T_h u] \|_{L^\infty(\partial K)}). \end{aligned}$$

Combining (3.24), (4.7) and the above inequality, we complete the proof. \square

To estimate η^* , we use a similar argument as in the proof of Lemma 3.9. In fact, we only need to slightly modify the estimate for $\|G_h g_1\|_{L^1(\Omega)}$ because of the discontinuity, where G_h denotes the Galerkin approximation with the CR finite element. Let g_1 be defined in (3.3) and we denote by φ the sign of $G_h g_1$. Moreover, let ψ be defined as in the proof of Lemma 3.4. Using the interpolation theory and the approximation result

$$|\psi - G_h \psi|_{H^1(\Omega)} \lesssim h^r,$$

we deduce

$$\begin{aligned} \|G_h g_1\|_{L^1(\Omega)} &= (G_h g_1, \varphi) \\ &= a_h(G_h g_1, G_h \psi - I_h \psi) + a_h(G_h g_1, I_h \psi) \\ &= a_h(G_h g_1, G_h \psi - \psi) + a_h(G_h g_1, \psi - I_h \psi) + a(g_1, I_h \psi) \\ &\lesssim h^r |G_h g_1|_{H^1(\Omega)} + |g_1|_{W^{1,p}(\Omega)} |\psi|_{W^{1,p^*}(\Omega)}, \end{aligned}$$

where $\frac{1}{p} + \frac{1}{p^*} = 1$. Following the same argument as in the proof of Lemma 3.9, we arrive at

$$\eta^* \lesssim \eta + h^{\frac{1}{3}} \|e_h\|_{L^\infty(\Omega)}. \quad (4.8)$$

Now we may give the equivalence between $\|e_h\|_{L^\infty(\Omega)}$ and η .

Theorem 4.3 *There exists a positive number $h_0 > 0$ such that for any $0 < h \leq h_0$, the following estimates hold*

$$\eta \lesssim \|e_h\|_{L^\infty(\Omega)} \lesssim |\ln h| \eta.$$

Proof. The reliability of η is straightforward in view of (4.4), (4.5) and (4.8). For the efficiency, with the continuity of u , we have

$$h_E \|[\nabla u_h] \cdot \boldsymbol{\tau}_E\|_{L^\infty(E)} \lesssim \|u_h\|_{L^\infty(E)} = \|e_h\|_{L^\infty(E)} \leq 2\|e_h\|_{L^\infty(\Omega)} \quad \forall E \in \mathcal{E}_h,$$

where $\boldsymbol{\tau}_E$ is the tangential unit vector of E given by a counter clockwise 90° rotation of \mathbf{n}_E . With a similar argument as in the proof of Theorem 3.1, we may get the efficiency of η . \square

5 Numerical experiments

In this section we use the P_1 -conforming finite element to approximate the Laplacian eigenvalue problems over the L-shape domain and the slit domain. For each domain, we perform the following adaptive procedure:

Solve \rightarrow Estimate \rightarrow Mark \rightarrow Refine.

Specifically, start with an initial uniform mesh \mathcal{T}_0 and obtain the approximate eigenfunction u_0 . Then, given the approximate solution u_j , $j = 0, 1, 2, \dots$ (j denotes the number of mesh level), we get the next mesh by refining the element K satisfying:

$$\eta_K \geq \theta \eta, \tag{5.1}$$

where $0 < \theta < 1$ is a fixed positive constant (we take $\theta = 0.7$). To get the admissible mesh, we adopt the refining method in [21]. For simplicity, we denote the degrees of freedom on the j th mesh level by N_j .

Example 5.1 *We use the P_1 -conforming finite element to approximate the Laplace eigenvalue problem in the L-shaped domain $(0, \pi)^2 \setminus ([\frac{\pi}{2}, \pi) \times (0, \frac{\pi}{2}])$. We test the AFEM for computing the first eigenpair. Set the initial mesh size $h_0 = \frac{\pi}{2^3}$ and the corresponding degrees of freedom $N_0 = 33$. The adaptive procedure stops when the degrees of freedom exceed 4×10^6 and the final degrees of freedom equal to 4299472.*

mesh level	degrees of freedom	a posteriori error	product
j	N_j	η	$N_j \times \eta$
0	33	8.9705E-01	29.6027
5	122	2.1379E-01	26.0821
10	408	6.1547E-02	25.1110
15	1312	2.0559E-02	26.9734
20	3394	8.1732E-03	27.7397
25	8987	3.2335E-03	29.0591
30	24895	1.0904E-03	27.1443

Table 1: Degrees of freedom, the a posteriori error and their product in L-shape domain $(0, \pi)^2 \setminus ([\frac{\pi}{2}, \pi) \times (0, \frac{\pi}{2}])$ for the first eigenpair on different mesh levels.

Figure 1 shows the adaptive mesh with 7822 elements, from which we can see that our adaptive algorithm captures the singularities accurately. Figure 2 shows that the convergence rate of η is N^{-1} , which is quasi-optimal. Moreover, from Table 1 we may see that the product of N_j and η is gradually stable around a certain constant, which illustrates that η is $O(N^{-1})$.




Fig. 1. The adaptive mesh with 7822 elements in L-shape domain $(0, \pi)^2 \setminus ([\frac{\pi}{2}, \pi) \times (0, \frac{\pi}{2}])$ for the first eigenpair.

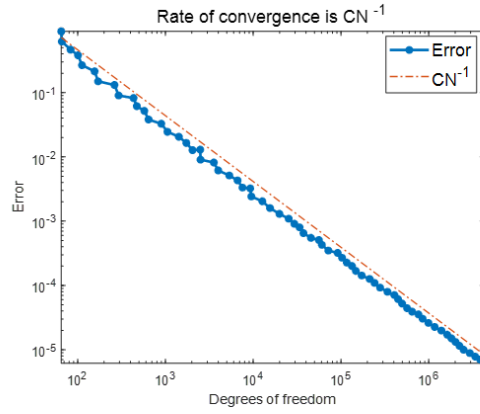


Fig. 2. The blue dots represent the pointwise a posteriori error estimator η for the first eigenpair in L-shape domain $(0, \pi)^2 \setminus ([\frac{\pi}{2}, \pi) \times (0, \frac{\pi}{2}])$. The dotted line represents the fitted convergence rate.

Example 5.2 We consider the Laplace eigenvalue problem in the slit domain $\Omega = \{(x, y) : |x| + |y| < 1\}$ with the crack $[0, 1] \times \{0\}$. We compute the first eigenpair with the AFEM. Set the initial mesh size $h_0 = \frac{1}{2^3}$ and the corresponding degrees of freedom $N_0 = 105$. The adaptive procedure stops when the degrees of freedom exceed 4×10^6 and the final degrees of freedom equal to 4530260.

mesh level	degrees of freedom	a posteriori error	product
j	N_j	η	$N_j \times \eta$
20	1936	2.9157E-02	56.4472
25	4884	1.4588E-02	71.2492
30	10152	5.9188E-03	60.0880
35	26280	2.5793E-03	67.7840
40	49637	1.2864E-03	63.8526
45	106367	6.4315E-04	68.4096
50	196954	3.2170E-04	63.3602

Table 2: Degrees of freedom, the a posteriori error and their product in slit domain $\Omega = \{(x, y) : |x| + |y| < 1\}$ with the crack $[0, 1] \times \{0\}$ for the first eigenpair on different mesh levels.

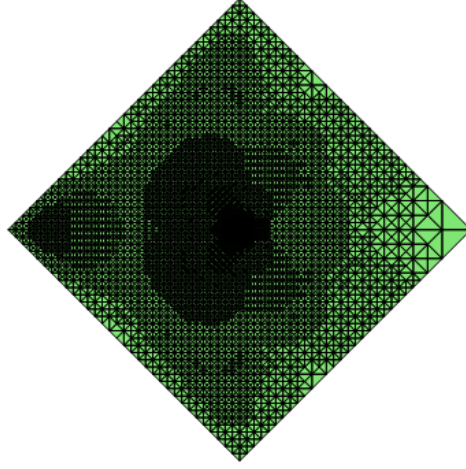


Fig. 3. The adaptive mesh with 9971 elements in slit domain $\Omega = \{(x, y) : |x| + |y| < 1\}$ with the crack $[0, 1] \times \{0\}$ for the first eigenpair.

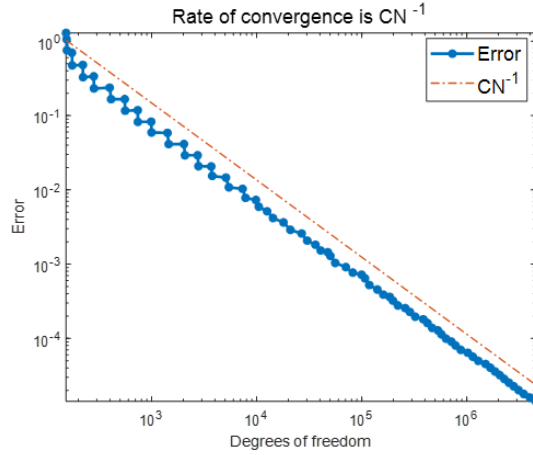


Fig. 4. The blue dots represent the pointwise a posteriori error estimator η for the first eigenpair in slit domain $\Omega = \{(x, y) : |x| + |y| < 1\}$ with the crack $[0, 1] \times \{0\}$. The dotted line represents the fitted convergence rate.

Figure 3 shows the adaptive mesh with 9971 elements. We can see that our adaptive algorithm captures the singularities accurately. Figure 4 shows that the convergence rate of η is N^{-1} , which is quasi-optimal. Similarly, from Table 2 we may see that the product of N_j and η is gradually stable around a certain constant, which illustrates that η is $O(N^{-1})$.

6 Conclusion

In this paper, we propose a pointwise a posteriori error estimator for elliptic eigenvalue problems with AFEMs. It is proved that the pointwise a posteriori error estimator is reliable and efficient. Numerical results verify our theoretical findings.

A Appendix

In the appendix, we give the proof of (2.13) and Lemma 3.6. Before giving the proof of (2.13), we first review a pointwise estimate for Green's function in [18].

Lemma A.1 *Given a polygonal domain Ω with vertices z_j ($j = 1, 2, \dots, M$), let $G = G(x, y)$ be Green's function satisfying for any $y \in \Omega$,*

$$-\Delta_x G(x, y) = \delta(x - y) \quad x \in \Omega, \quad G(x, y) = 0 \quad x \in \partial\Omega,$$

where δ is the standard dirac delta function. Then we have pointwise estimates for its derivatives

$$|\nabla_x^i G(x, y)| \lesssim |x - y|^{-i} + \sum_{j=1}^M |x - z_j|^{\gamma_j - i} \quad i = 1, 2, \quad (\text{A.1})$$

where $\gamma_j = \frac{\pi}{\theta_j}$ with θ_j being the interior angle at z_j and ∇_x^i denotes the i th order derivative with respect to x .

Proof of (2.13): Let $\Omega_0 = \Omega \setminus B$, where B is defined in (2.9). We divide $|g_0|_{W^{2,1}(\Omega)}$ into two parts $|g_0|_{W^{2,1}(B)}$ and $|g_0|_{2,1,\Omega_0}$. First for a fixed $p_0 \in (1, \frac{4}{3})$, with the Hölder inequality and (2.12), we have

$$|g_0|_{W^{2,1}(B)} \leq |B|^{\frac{1}{q_0}} |g_0|_{W^{2,p_0}(\Omega)} \lesssim |B|^{\frac{1}{q_0}} \|\delta_0\|_{L^{p_0}(B)} \lesssim 1,$$

where $\frac{1}{p_0} + \frac{1}{q_0} = 1$. Then we estimate $|g_0|_{W^{2,1}(\Omega_0)}$.

Using the representation of Green's function and (A.1), we obtain

$$\begin{aligned} |g_0|_{W^{2,1}(\Omega_0)} &\leq \int_{\Omega_0} \int_B |\nabla_x^2 G(x, y)| \delta_0(y) \, dy dx \\ &\lesssim \int_{\Omega_0} \int_B \left(|x - y|^{-2} + \sum_{j=1}^M |x - z_j|^{\gamma_j - 2} \right) \delta_0(y) \, dy dx. \end{aligned}$$

Let

$$I_1 := \int_{\Omega_0} \int_B |x - y|^{-2} \delta_0(y) \, dy dx$$

and

$$I_2 := \int_{\Omega_0} \int_B \sum_{j=1}^M |x - z_j|^{\gamma_j - 2} \delta_0(y) \, dy dx.$$

By a direct computation, we have

$$I_2 \leq \|\delta_0\|_{L^1(B)} \int_{\Omega_0} \sum_{j=1}^M |x - z_j|^{\gamma_j - 2} dx \lesssim 1.$$

To get the estimate for I_1 we use a dyadic decomposition of Ω_0 . Denote $d_j = 2^j \rho$ for $j = 0, 1, \dots$ and define $A_j = \{x \in \Omega_0 : d_{j-1} < |x - x_0| \leq d_j\}$ for $j \geq 1$. Then we choose J such that $\text{diam}(\Omega) \leq d_J < 2\text{diam}(\Omega)$. Note that $|A_j| \lesssim d_j^2$ and $J \lesssim |\ln \rho|$. We may deduce

$$I_1 \leq \sum_{j=1}^J |A_j| d_{j-1}^{-2} \|\delta_0\|_{L^1(B)} \lesssim |\ln \rho|.$$

Adding the estimates for $|g_0|_{W^{2,1}(\Omega_0)}$ and $|g_0|_{W^{2,1}(B)}$ leads to (2.13). \square

Next, we give the proof of Lemma 3.6.

Proof of Lemma 3.6: It is well known that $u \in C^\infty(U)$ for any $U \subset\subset \Omega$, where $U \subset\subset \Omega$ represents that the closure of U is contained in Ω . Let $y_0 \in \Omega$ satisfy $|u(y_0)| = \|u\|_{L^\infty(\Omega)}$. In view of the definition of u , we have

$$|\Delta u(y_0)| = \lambda \|u\|_{L^\infty(\Omega)} \gtrsim 1. \quad (\text{A.2})$$

Since u is smooth enough in the interior of Ω , we may select an open set $U \subset\subset \Omega$ containing y_0 satisfying $\|u\|_{W^{3,\infty}(U)} \lesssim 1$. It is clear that the eigenvalues of the Hessian matrix of u , denoted by $s_1(x)$, $s_2(x)$ (for notational convenience, we denote $s_1 = s_1(x)$ and $s_2 = s_2(x)$), satisfy

$$s_1 + s_2 = \Delta u.$$

Then at least one of them (without the loss of generality, we assume it is s_1) satisfies

$$|s_1(y_0)| \geq \frac{1}{2} |\Delta u(y_0)| \gtrsim 1. \quad (\text{A.3})$$

Let v_1 denote the eigenvector associated with s_1 and $K^* \subset U$ be an element containing y_0 in \mathcal{T}_h (we can find K^* when h_{K^*} is small enough). Then there exist three points y_i ($1 \leq i \leq 3$) on ∂K^* satisfying the following properties:

- (i) y_1 is some vertex of K^* ;
- (ii) $y_1 - y_2$ is parallel to $v_1(y_0)$ (specially, if $v_1(y_0)$ is parallel to some edge of K^* containing y_1 , we take y_2 the other vertex of this edge).
- (iii) Let z_1 and z_2 be vertices besides y_1 of the triangle K^* (without the loss of generality, we assume z_1 is further away from y_2). Then $y_3 = z_1$.

We define an local interpolation \tilde{I}_h (note that we assume any $K \in \mathcal{T}_h$ is a closed set) by

$$\tilde{I}_h v = \begin{cases} \sum_{i=1}^3 v(y_i) \tilde{\phi}_i, & x \in K^* \\ 0, & x \in \bar{\Omega} \setminus K^* \end{cases}$$

for $v \in C^0(K^*)$, where $\tilde{\phi}_i \in P_1(K^*)$ satisfies $\tilde{\phi}_i(y_j) = \delta_{ij}$, and δ_{ij} denotes the Kronecker notation. With the aid of (A.3) and noting that $y_1 - y_2$ is parallel to $v_1(y_0)$, we use the Taylor's expansion at $\frac{y_1+y_2}{2}$ and get

$$\begin{aligned} |u(y_1) + u(y_2) - 2u(\frac{y_1+y_2}{2})| &\gtrsim h_{K^*}^2 - \|u\|_{W^{3,\infty}(U)} h_{K^*}^3 \\ &\gtrsim (1 - h_{K^*}) h_{K^*}^2. \end{aligned}$$

Moreover, we obtain

$$|u(y_1) + u(y_2) - 2u(\frac{y_1+y_2}{2})| \gtrsim h_{K^*}^2$$

when h_{K^*} is small enough. Noting that $u(y_i) = \tilde{I}_h u(y_i)$ ($i = 1, 2$), with the linearity of $\tilde{I}_h u$ on K^* , we have

$$\begin{aligned} |u(\frac{y_1+y_2}{2}) - \tilde{I}_h u(\frac{y_1+y_2}{2})| &= \frac{1}{2} |u(y_1) + u(y_2) - 2u(\frac{y_1+y_2}{2})| \\ &\gtrsim h_{K^*}^2. \end{aligned}$$

The properties (i), (ii) and (iii) guarantee the boundedness of \tilde{I}_h in L^∞ -norm, namely,

$$\|\tilde{I}_h v\|_{L^\infty(\Omega)} = \|\tilde{I}_h v\|_{L^\infty(K^*)} \leq \|v\|_{L^\infty(K^*)}.$$

Therefore, we may deduce

$$\begin{aligned} h_{K^*}^2 &\lesssim \|u - \tilde{I}_h u\|_{L^\infty(K^*)} = \|e_h - \tilde{I}_h e_h\|_{L^\infty(K^*)} \\ &\lesssim \|e_h\|_{L^\infty(K^*)} \leq \|e_h\|_{L^\infty(\Omega)}, \end{aligned}$$

which completes the proof. \square

References

- [1] M. Ainsworth and J. T. Oden. A posteriori error estimation in finite element analysis. *Comput. Methods Appl. Mech. Engrg.*, 142(1-2):1–88, 1997.
- [2] I. Babuška and J. E. Osborn. Finite element-Galerkin approximation of the eigenvalues and eigenvectors of selfadjoint problems. *Math. Comp.*, 52(186):275–297, 1989.
- [3] I. Babuška and W. C. Rheinboldt. Error estimates for adaptive finite element computations. *SIAM J. Numer. Anal.*, 15(4):736–754, 1978.
- [4] I. Babuška and M. Vogelius. Feedback and adaptive finite element solution of one-dimensional boundary value problems. *Numer. Math.*, 44(1):75–102, 1984.
- [5] N. Y. Bakaev, V. Thomée, and L. B. Wahlbin. Maximum-norm estimates for resolvents of elliptic finite element operators. *Math. Comp.*, 72(244):1597–1610, 2003.
- [6] S. C. Brenner and L. R. Scott. *The Mathematical Theory of Finite Element Methods*. Texts in Applied Mathematics. Springer, New York, third edition, 2008.
- [7] E. Cancès, G. Dusson, Y. Maday, B. Stamm, and M. Vohralík. Guaranteed a posteriori bounds for eigenvalues and eigenvectors: multiplicities and clusters. *Math. Comp.*, 89(326):2563–2611, 2020.
- [8] C. Carstensen. A unifying theory of a posteriori finite element error control. *Numer. Math.*, 100(4):617–637, 2005.
- [9] Z. Chen and R. H. Nochetto. Residual type a posteriori error estimates for elliptic obstacle problems. *Numer. Math.*, 84(4):527–548, 2000.
- [10] X. Dai, J. Xu, and A. Zhou. Convergence and optimal complexity of adaptive finite element eigenvalue computations. *Numer. Math.*, 110(3):313–355, 2008.
- [11] E. Dari, R. G. Durán, and C. Padra. Maximum norm error estimators for three-dimensional elliptic problems. *SIAM J. Numer. Anal.*, 37(2):683–700, 2000.
- [12] M. Dauge. *Elliptic Boundary Value Problems on Corner Domains*. Lecture Notes in Mathematics. Springer-Verlag, Berlin, 1988. Smoothness and asymptotics of solutions.
- [13] A. Demlow, J. Guzmán, and A. H. Schatz. Local energy estimates for the finite element method on sharply varying grids. *Math. Comp.*, 80(273):1–9, 2011.
- [14] R. G. Durán, C. Padra, and R. Rodríguez. A posteriori error estimates for the finite element approximation of eigenvalue problems. *Math. Models Methods Appl. Sci.*, 13(8):1219–1229, 2003.
- [15] D. A. French, S. Larsson, and R. H. Nochetto. Pointwise a posteriori error analysis for an adaptive penalty finite element method for the obstacle problem. *Comput. Methods Appl. Math.*, 1(1):18–38, 2001.
- [16] D. Gallistl. An optimal adaptive FEM for eigenvalue clusters. *Numer. Math.*, 130(3):467–496, 2015.
- [17] D. Gilbarg and N. S. Trudinger. *Elliptic Partial Differential Equations of Second Order*. Grundlehren der mathematischen Wissenschaften [Fundamental Principles of Mathematical Sciences]. Springer-Verlag, Berlin, second edition, 1983.
- [18] P. Grisvard. *Elliptic Problems in Nonsmooth Domains*. Monographs and Studies in Mathematics. Pitman (Advanced Publishing Program), Boston, MA, 1985.

- [19] V. Heuveline and R. Rannacher. A posteriori error control for finite approximations of elliptic eigenvalue problems. *Adv. Comput. Math.*, 15(1-4):107–138 (2002), 2001.
- [20] T. Kashiwabara and T. Kemmochi. Pointwise error estimates of linear finite element method for Neumann boundary value problems in a smooth domain. *Numer. Math.*, 144(3):553–584, 2020.
- [21] I. Kossaczky. A recursive approach to local mesh refinement in two and three dimensions. *J. Comput. Appl. Math.*, 55(3):275–288, 1994.
- [22] M. G. Larson. A posteriori and a priori error analysis for finite element approximations of self-adjoint elliptic eigenvalue problems. *SIAM J. Numer. Anal.*, 38(2):608–625, 2000.
- [23] D. Leykekhman and B. Vexler. A priori error estimates for three dimensional parabolic optimal control problems with pointwise control. *SIAM J. Control Optim.*, 54(5):2403–2435, 2016.
- [24] B. Li. Maximum-norm stability of the finite element method for the Neumann problem in nonconvex polygons with locally refined mesh. *Math. Comp.*, 91(336):1533–1585, 2022.
- [25] J. A. Nitsche. L_∞ -convergence of finite element approximation. In *Journées “Éléments Finis” (Rennes, 1975)*, page 18. Univ. Rennes, Rennes, 1975.
- [26] R. H. Nochetto. Pointwise a posteriori error estimates for elliptic problems on highly graded meshes. *Math. Comp.*, 64(209):1–22, 1995.
- [27] R. H. Nochetto, M. Paolini, and C. Verdi. An adaptive finite element method for two-phase Stefan problems in two space dimensions. I. Stability and error estimates. *Math. Comp.*, 57(195):73–108, S1–S11, 1991.
- [28] A. H. Schatz, I. H. Sloan, and L. B. Wahlbin. Superconvergence in finite element methods and meshes that are locally symmetric with respect to a point. *SIAM J. Numer. Anal.*, 33(2):505–521, 1996.
- [29] A. H. Schatz and L. B. Wahlbin. On the quasi-optimality in L_∞ of the \dot{H}^1 -projection into finite element spaces. *Math. Comp.*, 38(157):1–22, 1982.
- [30] R. Schneider, Y. Xu, and A. Zhou. An analysis of discontinuous Galerkin methods for elliptic problems. *Adv. Comput. Math.*, 25(1-3):259–286, 2006.
- [31] L. R. Scott. Optimal L^∞ estimates for the finite element method on irregular meshes. *Math. Comp.*, 30(136):681–697, 1976.
- [32] S. M. Shen and T. Lü. Maximum norm estimates of approximate eigenfunctions by finite element methods and the correction accelerations. *Math. Numer. Sinica*, 8(1):12–17, 1986.
- [33] Z. Shen. Bounds of Riesz transforms on L^p spaces for second order elliptic operators. *Ann. Inst. Fourier (Grenoble)*, 55(1):173–197, 2005.
- [34] R. Verfürth. A posteriori error estimators for the Stokes equations. *Numer. Math.*, 55(3):309–325, 1989.