

# Improving Multimodal Sentiment Analysis via Modality Optimization and Dynamic Primary Modality Selection

Dingkang Yang<sup>1,2</sup>, Mingcheng Li<sup>1\*</sup>, Xuecheng Wu<sup>3</sup>, Zhaoyu Chen<sup>1</sup>, Kaixun Jiang<sup>1</sup>,  
Keliang Liu<sup>1</sup>, Peng Zhai<sup>1</sup>, Lihua Zhang<sup>1\*</sup>

<sup>1</sup>College of Intelligent Robotics and Advanced Manufacturing, Fudan University

<sup>2</sup>ByteDance

<sup>3</sup>School of Computer Science and Technology, Xi'an Jiaotong University  
yangdingkang@bytedance.com, lihuazhang@fudan.edu.cn

## Abstract

Multimodal Sentiment Analysis (MSA) aims to predict sentiment from language, acoustic, and visual data in videos. However, imbalanced unimodal performance often leads to suboptimal fused representations. Existing approaches typically adopt fixed primary modality strategies to maximize dominant modality advantages, yet fail to adapt to dynamic variations in modality importance across different samples. Moreover, non-language modalities suffer from sequential redundancy and noise, degrading model performance when they serve as primary inputs. To address these issues, this paper proposes a modality optimization and dynamic primary modality selection framework (MODS). First, a Graph-based Dynamic Sequence Compressor (GDC) is constructed, which employs capsule networks and graph convolution to reduce sequential redundancy in acoustic/visual modalities. Then, we develop a sample-adaptive Primary Modality Selector (MSelector) for dynamic dominance determination. Finally, a Primary-modality-Centric Cross-Attention (PCCA) module is designed to enhance dominant modalities while facilitating cross-modal interaction. Extensive experiments on four benchmark datasets demonstrate that MODS outperforms state-of-the-art methods, achieving superior performance by effectively balancing modality contributions and eliminating redundant noise.

## Introduction

In the modern digital era, individuals frequently share opinions and emotions through social media and e-commerce platforms. Sentiment analysis of such data holds broad application value (Gallagher, Furey, and Curran 2019; Tsai and Wang 2021; Drus and Khalid 2019; Yang et al. 2022c, 2023a). Traditional unimodal sentiment analysis (USA) methods (Ortis, Farinella, and Battiatto 2019; Xiao, Yang, and Ning 2021) rely solely on a single data source (*e.g.*, language or visual) and suffer from inherent limitations such as informational ambiguity and poor noise resistance. Emerging multimodal sentiment analysis (MSA) techniques enhance analytical accuracy by integrating multidimensional information from different modalities, better aligning with natural human emotional expression, where emotions are of-

ten conveyed through multiple channels, such as language content, facial expressions, and vocal tones.

In the MSA task (Mai et al. 2022), different modalities contribute unevenly to sentiment prediction. The language modality, due to its condensed emotional expression and high semantic density, is typically regarded as the primary information source, particularly excelling in opinion-oriented or conversational scenarios. Consequently, prior studies have developed a series of language-oriented MSA methods (Wu et al. 2021; Lei et al. 2023; Zhang et al. 2023) to use the advantages of language data. While these methods recognize intermodal disparities and improve performance, their static modality-dominant strategies have limitations: they capture population-level patterns but fail to adapt to dynamic sample-wise variations in modality dominance. Specifically, when non-language modalities dominate emotional expression in certain samples, forcibly prioritizing the language modality causes models to overlook critical affective cues from other modalities, thereby compromising prediction performance. Previous work (Wang et al. 2023b) identifies this issue and proposes the HCT-DMG for dynamic primary modality selection. However, HCT-DMG overlooks another key problem: the inherent sequential redundancy of non-language modalities. Compared to language modality, serialized representations of acoustic and visual modalities exhibit significantly lower information density, containing more repetitive and irrelevant features. Directly treating them as primary modalities may introduce noise interference, degrading fusion performance. Furthermore, asynchronous multimodal sequences restrict HCT-DMG to batch-level (rather than sample-level) primary modality selection, preventing true sample-wise adaptation.

To address these challenges, we propose a modality optimization and dynamic primary modality selection framework (MODS), a new MSA algorithm supporting sample-level dynamic modality selection. Specifically, we first design a Graph-based Dynamic Compressor (GDC) module to resolve sequential redundancy in non-language modalities via graph convolution operations. This module employs capsule networks (Sabour, Frosst, and Hinton 2017) for efficient graph structure modeling, compressing redundant information while eliminating noise in acoustic-visual modalities to enhance feature quality and emotional expressiveness. Then, we present a sample-adaptive MS-

\*Corresponding authors.

elector module to transcend conventional unimodal dominance paradigms by dynamically determining the optimal primary modality for each input sample. Automatic modality selection based on sample characteristics enables flexible cross-scenario adaptability. Finally, we introduce a Primary-modality-Centric Crossmodal Attention (PCCA) module to facilitate intermodal interaction and primary modality enhancement. These components improve MSA performance by simultaneously capturing dynamic modality dominance patterns and eliminating redundant interference, delivering a more robust and generalizable solution for complex multimodal tasks. We develop the MODS and conduct comprehensive experiments on four public MSA datasets. Empirical results and analyses validate the framework’s effectiveness.

## Related Work

**Ternary Symmetric-based MSA.** Benefiting from deep learning technologies (Wang et al. 2025b), MSA methods primarily focus on multimodal representation learning and multimodal fusion (Zadeh et al. 2018a; Hazarika, Zimmermann, and Poria 2020; Tsai et al. 2019; Yang et al. 2022b,a,d, 2023b). Mainstream representation learning and fusion approaches typically treat different modalities equally. For instance, Zadeh *et al.* (Zadeh et al. 2018a) proposed the Memory Fusion Network (MFN) that combines LSTM with attention mechanisms, utilizing their Delta-memory attention module to achieve cross-modal interaction at each timestep of aligned multimodal data. Hazarika *et al.* (Hazarika, Zimmermann, and Poria 2020) introduced MISA, projecting each modality into two distinct subspaces to separately learn modality-invariant shared features and modality-specific characteristics. Tsai *et al.* (Tsai et al. 2019) created the MulT that employs pairwise cross-modal attention to align and fuse asynchronous multimodal sequences without manual alignment. Building upon MulT, Lv *et al.* (Lv et al. 2021) proposed the PMR model, which extends bidirectional cross-modal attention to tri-directional attention involving all modalities while introducing a message hub to explore intrinsic inter-modal correlations for more efficient multimodal feature fusion. Liang *et al.* (Liang et al. 2021) developed the MICA architecture based on MulT, incorporating modality distribution alignment strategies into cross-modal attention operations to obtain reliable cross-modal representations for asynchronous multimodal sequences. Mai *et al.* (Mai et al. 2022) presented HyCon using hybrid contrastive learning for trimodal representation, employing three distinct contrastive learning models to capture inter-modal interactions and inter-class relationships after obtaining unimodal representations.

**Language Center-based MSA.** Another prominent line of research focuses on enhancing the weighting of language modality in MSA tasks to better leverage dominant modalities, aiming to overcome performance bottlenecks in MSA. For instance, existing efforts (Delbrouck et al. 2020; Han et al. 2021; Wang et al. 2023a, 2025a) employed transformer-based approaches to integrate complementary information from other modalities through language modality. Han *et al.* (Han, Chen, and Poria 2021) further improved this by maximizing mutual information between non-textual

and textual modalities to filter out task-irrelevant modality-specific noise. Meanwhile, some works (Li et al. 2022; Lin and Hu 2022) introduced contrastive learning to capture shared features between non-language and language modalities. Furthermore, Wu *et al.* (Wu et al. 2021) proposed a Text-Centric Shared-Private (TCSP) framework that distinguishes between shared and private semantics of textual and non-textual modalities, effectively fusing text features with two types of non-text features. Building upon Transformer (Vaswani et al. 2017) architectures, impressive methods (Lei et al. 2023; Zhang et al. 2023; Wu et al. 2023) have been designed that establish language modality’s dominant role to achieve sequence fusion. Although the aforementioned types of MSA methods have achieved encouraging results, performance bottlenecks still exist. Approaches that treat each modality equally may cause the model to be distracted by secondary modalities, while methods focused on the language modality lack flexibility and struggle to adapt to variations in dominant modality across samples.

## Methodology

### Problem Statement

The MSA task focuses on detecting sentiments by leveraging the language ( $l$ ), visual ( $v$ ), and acoustic ( $a$ ) modalities from the video clips. Given unimodal sequences from these modalities as  $X_m \in \mathbb{R}^{T_m \times d_m}$ , where  $m \in \{l, v, a\}$ .  $T_m$  and  $d_m$  are used to represent the sequence length and the feature dimension of the modality  $m$ , respectively.

### Framework Overview

The overall architecture of the MODS algorithm is illustrated in Figure 1. First, preliminary feature extraction is performed on each modality using corresponding methods to obtain unimodal sequence features  $H_m$ , where  $m \in \{l, a, v\}$ . For the language features, after extraction via BERT, a linear layer projects the feature dimension to  $d$ , yielding  $H_l \in \mathbb{R}^{T_l \times d}$ . Meanwhile, the acoustic and visual features are compressed to the same dimension as the language features through a graph convolutional sequence compression module, resulting in  $H_a \in \mathbb{R}^{T_a \times d}$  and  $H_v \in \mathbb{R}^{T_v \times d}$ , respectively. The three unimodal features are then fed into the Primary Modality Selector (MSelector) to determine the primary modality  $p$  and secondary modalities  $a1$ ,  $a2$  along with their weighted sequence feature outputs  $H_p$ ,  $H_{a1}$ , and  $H_{a2}$ . After primary modality selection, the three modality features are progressively processed by the Primary-modality-Centric Crossmodal Attention (PCCA) module for multimodal interaction and fusion. The final output is the enhanced fused feature  $H_p$ . Ultimately,  $H_p$  undergoes adaptive aggregation to produce a one-dimensional vector  $h_p$ , which is then passed through a multilayer perceptron (MLP) to obtain the sentiment prediction result  $y_{pred}$ .

### Graph-based Dynamic Compression

RNNs (Hochreiter and Schmidhuber 1997) were widely used to study sequential semantics in feature embedding modeling. However, it suffers from slow training, difficulty in capturing long-range dependencies due to their recurrent

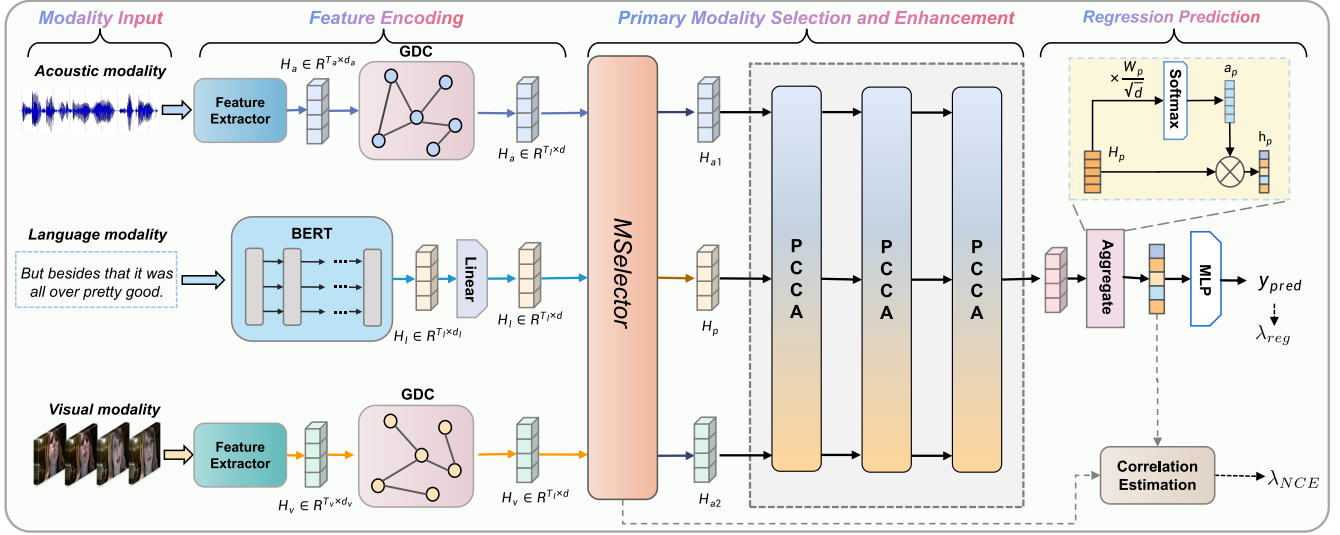


Figure 1: The overall architecture of the proposed MODS framework.

nature, and gradient-related issues. Transformers (Vaswani et al. 2017) enable parallel computation and improve long-range dependency modeling, but rely on attention-weighted summation, making explicit temporal relationship modeling challenging. Both lack sequence compression capability: RNNs process data step-by-step inefficiently, while Transformers incur redundant computations and suboptimal weight allocation. In contrast, graph structures enhance information efficiency via direct node connections, and graph convolutional networks (GCNs) (Kipf and Welling 2016) improve stability through neighbourhood aggregation, mitigating gradient problems. Thus, we propose the Graph-based Dynamic Compression (GDC) module to project non-language sequences into graph space, exploring intra-modal dependencies while compressing redundant long sequences.

In prior sequence modeling frameworks, graph node construction generally follows one of two strategies: treating features at each timestep as individual nodes, which preserves sequence fidelity at the cost of computational redundancy, or employing temporal slice pooling, which improves efficiency but may compromise fine-grained temporal information. Instead of these, we propose a capsule network-based solution, where its dynamic routing mechanism adaptively learns node importance weights, and vectorized feature representation preserves directional and semantic information. This enables sequence compression while avoiding the loss of critical details. The detail of the GDC module is shown in Figure 2. We first compress the sequence information into an appropriate number of nodes using a capsule network. To facilitate model training and subsequent cross-modal interactions, we align the compressed sequence lengths of acoustic and visual modalities with that of the language modality. Specifically, for the sequence features  $H_m$  of modality  $m \in a, v$ , the capsule  $Caps$  construction process is defined as follows:

$$Caps_m^{i,j} = W_m^{ij} H_m^i, \quad (1)$$

where  $H_m^i \in R^{d_m}$  denotes the feature at the  $i$ -th timestep of sequence  $H_m$ ,  $W_m^{ij} \in R^{d \times d_m}$  represents the trainable parameters, and  $Caps_m^{i,j} \in R^d$  is the capsule created from the  $i$ -th timestep feature for constructing the  $j$ -th node. Subsequently, the graph node representations are generated based on the defined capsules and the dynamic routing algorithm:

$$N_m^j = \sum_i Caps_m^{i,j} \times r_m^{i,j}, \quad (2)$$

where  $r_m^{i,j}$  is the routing coefficient, which is updated through an iterative optimization process:

$$r_m^{i,j} = \frac{\exp(b_m^{i,j})}{\sum_j \exp(b_m^{i,j})}, \quad (3)$$

$$b_m^{i,j} \leftarrow b_m^{i,j} + Caps_m^{i,j} \odot \tanh(N_m^j). \quad (4)$$

Here,  $b_m^{i,j}$  is the unnormalized routing coefficient initialized to 0. After normalization, the initial value of  $r_m^{i,j}$  is  $\frac{1}{n}$  (where  $n$  is the number of capsules), meaning each capsule is initially assigned equal routing coefficients. According to the properties of capsule networks, during the iterative process of dynamic routing, capsules receiving noise or redundant information will be gradually assigned smaller weights, while capsules containing important affective information will obtain larger weights. Therefore, using capsule networks to create graph nodes helps improve the quality of acoustic-visual features and increase the density of effective information in sequences. After obtaining the node representations of the modality feature graph, we employ a self-attention mechanism to explore the edge weight relationships between nodes in the feature graph:

$$E_m = \text{ReLU} \left( \frac{(W_m^q N_m)^T (W_m^k N_m)}{\sqrt{d}} \right). \quad (5)$$

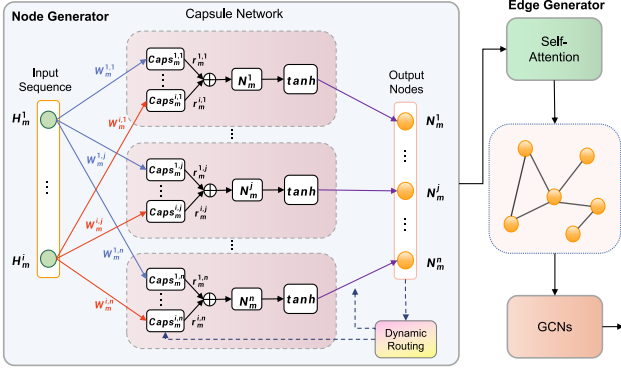


Figure 2: The architecture of the proposed GDC module.

The edge construction process, empowered by the self-attention mechanism, focuses on the most relevant information in the modality feature graph to generate edge representations. This process effectively strengthens the dependencies between nodes, ensuring that the generated edge representations can more accurately reflect the inter-node relationships within the graph.

GCNs are pivotal for graph-based learning. GCNs enable simultaneous processing of complex data, capture essential global information, and demonstrate high efficacy in learning both nodes and edges. Therefore, for the modality feature graph  $G_m = (N_m, E_m)$ , we employ GCN to perform representation learning on the graph. The specific formulation is as follows:

$$H_m^l = \text{ReLU} \left( D_m^{-\frac{1}{2}} E_m D_m^{-\frac{1}{2}} H_m^{l-1} W_m^l + b_m^l \right), \quad (6)$$

where  $H_m^l$  is the output of  $l$ -th GCN,  $m \in \{l, a, v\}$ ,  $D_m$  is the degree matrix of  $E_m$ ,  $W_m^l$  and  $b_m^l$  are the learnable parameters of the  $l$ -th GCN layer. The initial input to the GCN is the set of node representations from the modality feature graph, denoted as  $H_m^0 = N_m^j$ .

### Primary Modality Selection

The adaptive dynamic primary modality selection module (MSelector) aims to enable the network to autonomously select the primary modality through training, eliminating the need for manual intervention. The core mechanism of this module involves dynamically evaluating the importance of each modality by learning its trainable parameters. First, it performs adaptive aggregation on each modality's sequential features, transforming them into one-dimensional feature vectors. Specifically, for  $H_m \in R^{T_m \times d}$ , the attention weight matrix is first computed as follows:

$$a_m = \text{softmax} \left( \frac{H_m W_m}{\sqrt{d}} \right)^T \in R^{1 \times T_m}, \quad (7)$$

where  $m \in \{l, a, v\}$ .  $W_m \in R^d$  is the linear projection parameters and  $a_m$  represents the attention weight matrix for  $H_m$ . Subsequently, the attention weights are multiplied

with the sequential features to obtain the aggregated vector:

$$h_m = a_m H_m \in R^{1 \times d}. \quad (8)$$

Subsequently, the vectors from the three modalities are concatenated and fed into a Multilayer Perceptron (MLP) for processing:

$$w = \text{softmax}(\text{MLP}(\text{concat}(h_a, h_l, h_v))). \quad (9)$$

The output of the MLP is a three-dimensional vector, which is processed through a softmax function to generate three weight values that sum to 1:

$$w = [w_a, w_t, w_v], \quad w_a + w_t + w_v = 1. \quad (10)$$

Each weight value represents the importance degree of a corresponding modality, where a higher weight indicates that the model considers the modality to have greater contribution. The modality with the highest weight is identified as the primary modality  $p$ :

$$p = \arg \max(w_a, w_t, w_v). \quad (11)$$

To further enhance the influence of the primary modality while distinguishing between the suboptimal modality  $a1$  and  $a2$ , we multiply these weight values with their corresponding modality features, and use the resulting products as inputs to the subsequent network:

$$H_{a_1} = w_a \cdot H_a, \quad H_{a_2} = w_t \cdot H_t, \quad H_p = w_v \cdot H_v. \quad (12)$$

It should be noted that the formula here is written with modality  $v$  as the primary modality for illustration purposes. During training and inference, the primary modality dynamically varies based on the model's selection.

### Primary-modality-Centric Interaction

To capture element correlations among multimodal sequences and enhance the primary modality, we design the PCCA module to enable cross-modal interactions. In the PCCA module, a two-step process is employed to facilitate information flow among three modalities. Initially, information from the suboptimal modality flows to the primary modality via the  $CA_{a \rightarrow p}^{[i]}$  block and is then fused. Subsequently, the fused information flows from the primary modality to the suboptimal modality via the  $CA_{p \rightarrow a}^{[i]}$  block. This module ensures a mutual information flow and progressive enhancement across all modalities. The architecture of  $PCCA^{[i]}$  is shown in Figure 3, and the superscript  $[i]$  indicates the  $i$ -th modality reinforcement processes. Its inputs are  $H_p^{[i]}$ ,  $H_{a_1}^{[i]}$ , and  $H_{a_2}^{[i]}$  while its outputs are the reinforced features of these three modalities as  $H_p^{[i+1]}$ ,  $H_{a_1}^{[i+1]}$  and  $H_{a_2}^{[i+1]}$ :

$$H_p^{[i+1]}, H_{a_1}^{[i+1]}, H_{a_2}^{[i+1]} = PCCA^{[i]} \left( H_p^{[i]}, H_{a_1}^{[i]}, H_{a_2}^{[i]} \right). \quad (13)$$

Specifically, we first perform a layer normalization ( $LN$ ) on the features  $H_m^{[i]}$ , where  $H_m^{[0]} = H_m$  and  $m \in \{p, a1, a2\}$ . Then, two cross-attention and one self-attention are simultaneously implemented. The cross-attention block  $CA_{a \rightarrow l}^{[i]}$

takes  $H_p^{[i]}$  as Query and  $H_a^{[i]}$  as Key and Value, and obtain  $H_{a \rightarrow p}^{[i]}$  with  $a \in \{a1, a2\}$ :

$$H_{a \rightarrow p}^{[i]} = CA_{a \rightarrow p}^{[i]}(H_a^{[i]}, H_p^{[i]}). \quad (14)$$

Meanwhile, the self-attention block  $SA_p^{[i]}$  takes  $H_p^{[i]}$  as input to obtain  $H_{p \rightarrow p}^{[i+1]}$ :

$$H_{p \rightarrow p}^{[i]} = SA_p^{[i]}(H_p^{[i]}) + H_p^{[i]}. \quad (15)$$

Here,  $SA_p^{[i]}$  aims to capture the contextual relationships inside the modality and realize the modality's self-reinforcement. Now we obtain primary modality features that capture both intra-modal and inter-modal dependencies, and then we add them together to get a complete enhancement of the primary modality:

$$H_p^{[i+1]} = H_{p \rightarrow p}^{[i]} + \sum_{a \in \{a1, a2\}} H_{a \rightarrow p}^{[i]}. \quad (16)$$

Since  $H_p^{[i+1]}$  contains information from all modalities, we then perform two cross-attention operations  $CA_{p \rightarrow a}$  to pass the information of the enhanced language modality to the visual/acoustic modalities, which is expressed as follows:

$$H_{p \rightarrow a}^{[i]} = CA_{p \rightarrow a}^{[i]}(H_p^{[i+1]}, H_a^{[i]}). \quad (17)$$

In doing so, we utilize the primary modality as a bridge to implicitly realize the information flow among all three modalities. Subsequently, we process  $H_p^{[i+1]}$  and  $H_{p \rightarrow a}^{[i]}$  by a Position-wise Feed-Forward layer ( $PFF$ ) with skip connection:

$$H_a^{[i+1]} = PFF\left(LN\left(H_{p \rightarrow a}^{[i]}\right)\right) + H_{p \rightarrow a}^{[i]}, \quad (18)$$

$$H_p^{[i+1]} = PFF\left(LN\left(H_p^{[i+1]}\right)\right) + H_p^{[i+1]}. \quad (19)$$

It should be noted that the final PCCA module retains only the  $CA_{a \rightarrow p}$  operation, with its enhanced output feature  $H_p$  being used for downstream regression tasks. Since direct interactions between suboptimal modalities make it easy to generate interference information, our proposed PCCA module uses the primary modality as a bridge so that sub-optimal modalities' information can be fused under the primary modality's feature monitoring, thereby reducing the generation of unnecessary semantics.

### Training Objective Optimization

In the early stages of training, the selection of the primary modality may be influenced by weight initialization or data distribution, leading to instability in the choice. To address this, we introduce the InfoNCE loss to enhance the stability of primary modality selection and constrain the model to retain key information across different modalities. Specifically, for the output  $H_p$  of the PCCA module, we first aggregate it into a one-dimensional vector  $h_p$  using the adaptive aggregation method described above. Then, we construct a reverse prediction path  $\mathcal{F}$  from the feature  $h_p$  to the

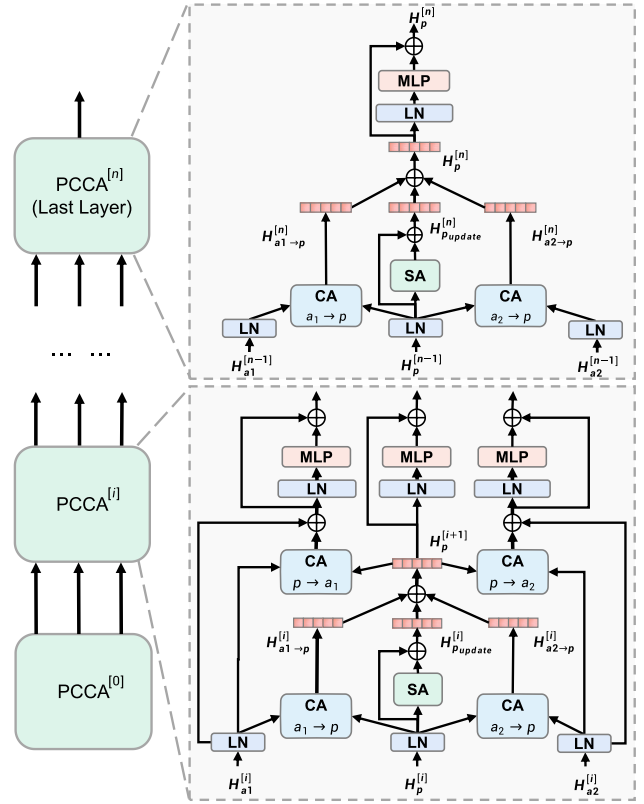


Figure 3: The architecture of the proposed PCCA module.

unimodal feature  $h_m$ , and measure the correlation between them using the following normalized similarity function:

$$\text{sim}(h_m, h_p) = \exp((h_m / \|h_m\|^2) \odot (\mathcal{F}(h_p) / \|\mathcal{F}(h_p)\|^2)), \quad (20)$$

where  $\mathcal{F}$  takes  $h_p$  as input and produces a prediction for  $h_m$ ,  $\|\cdot\|^2$  denotes the Euclidean norm normalization, and  $\odot$  represents element-wise multiplication. Then, the above similarity function is incorporated into the noise-contrastive estimation framework to generate the InfoNCE loss:

$$\mathcal{L}_{\text{NCE}}^{f,m} = -\mathbb{E}_{h_m, h_p} \left[ \log \frac{\exp(\text{sim}(h_m^+, \mathcal{F}(h_p)))}{\sum_{k=1}^K \exp(\text{sim}(\tilde{h}_m^k, \mathcal{F}(h_p)))} \right]. \quad (21)$$

$\tilde{h}_m = \{\tilde{h}^1, \tilde{h}^2, \dots, \tilde{h}^K\}$  represents all other samples in the same batch during training, where  $K$  is the batch size. These samples are treated as negative samples for contrastive learning. Finally, the InfoNCE loss for all modalities is computed as follows:

$$\mathcal{L}_{\text{NCE}} = \mathcal{L}_{\text{NCE}}^{p,l} + \mathcal{L}_{\text{NCE}}^{p,a} + \mathcal{L}_{\text{NCE}}^{p,v}. \quad (22)$$

In the output, we input the representation  $h_p$  into an MLP to predict sentiment score  $y_{\text{pred}}$ . Given the predictions  $y_{\text{pred}}$  and the ground truth  $y_{\text{true}}$ , we calculate the task loss  $\mathcal{L}_{\text{reg}}$  by mean absolute error (MAE). Finally, we training MODS by the union loss  $\mathcal{L}_{\text{task}}$ :

$$y_{\text{pred}} = \text{MLP}(h_p; \theta_{\Phi}), \quad (23)$$

Methods	MOSI Dataset					MOSEI Dataset				
	<i>MAE</i> ↓	<i>Corr</i> ↑	<i>Acc</i> <sub>7</sub> ↑	<i>Acc</i> <sub>2</sub> ↑	<i>F1</i> ↑	<i>MAE</i> ↓	<i>Corr</i> ↑	<i>Acc</i> <sub>7</sub> ↑	<i>Acc</i> <sub>2</sub> ↑	<i>F1</i> ↑
TFN (Zadeh et al. 2017) <sup>†</sup>	0.947	0.673	34.46	77.99/79.08	77.95/79.11	0.572	0.714	51.60	78.50/81.89	78.96/81.74
LMF (Liu et al. 2018) <sup>†</sup>	0.950	0.651	33.82	77.90/79.18	77.80/79.15	0.576	0.717	51.59	80.54/83.48	80.94/83.36
ICCN (Sun et al. 2020)	0.862	0.714	39.0	-/83.0	-/83.0	0.565	0.713	51.6	-/84.2	-/84.2
MuT (Tsai et al. 2019) <sup>†</sup>	0.879	0.702	36.91	79.71/80.98	79.63/80.95	0.559	0.733	52.84	81.15/84.63	81.56/84.52
MISA (Hazarika, Zimmermann, and Poria 2020) <sup>†</sup>	0.776	0.778	41.37	81.84/83.54	81.82/83.58	0.568	0.724	-	82.59/84.23	82.67/83.97
Self-MM (Yu et al. 2021) <sup>†</sup>	0.708	0.796	46.67	83.44/85.46	83.36/85.43	0.531	0.764	53.87	83.76/85.15	83.82/84.90
MMIM (Han, Chen, and Poria 2021)*	0.718	0.797	46.64	83.38/85.82	83.29/85.81	0.537	0.759	53.42	82.08/85.14	82.51/85.11
MSG (Lin and Hu 2023)	0.748	0.782	47.3	-/85.6	/85.6	0.583	0.787	52.8	-/85.4	-/85.4
PriSA (Ma, Zhang, and Sun 2023)*	0.719	0.782	47.1	83.3/85.4	83.1/85.4	0.536	0.761	53.95	82.1/85.2	83.3/85.2
DMD (Li, Wang, and Cui 2023)*	-	-	43.9	-/84.9	-/85.0	-	-	53.1	-/85.2	-/85.2
MIM (Zeng et al. 2023)*	0.718	0.792	46.4	-/84.8	-/84.8	0.579	0.779	51.8	-/85.7	-/85.6
DTN (Zeng et al. 2024)*	0.716	0.790	47.5	-/85.1	-/85.1	0.572	0.765	52.3	-/85.5	-/85.5
<b>MODS (Ours)</b>	<b>0.688</b>	<b>0.798</b>	<b>49.27</b>	<b>83.53/85.83</b>	<b>83.75/85.96</b>	<b>0.527</b>	<b>0.772</b>	<b>54.32</b>	<b>84.52/85.88</b>	<b>84.5/86.14</b>

Table 1: Comparison results on the MOSI and MOSEI datasets. †: the results from (Mao et al. 2022); \*: the results are reproduced from the open-source codebase with hyper-parameters provided in original papers. For *Acc*<sub>2</sub> and *F1*, we have two sets of non-negative/negative (left) and positive/negative (right) evaluation results. Bold represents the best results.

Methods	SIMS Dataset						SIMSv2 Dataset					
	<i>MAE</i> ↓	<i>Corr</i> ↑	<i>Acc</i> <sub>2</sub> ↑	<i>Acc</i> <sub>3</sub> ↑	<i>Acc</i> <sub>5</sub> ↑	<i>F1</i> ↑	<i>MAE</i> ↓	<i>Corr</i> ↑	<i>Acc</i> <sub>2</sub> ↑	<i>Acc</i> <sub>3</sub> ↑	<i>Acc</i> <sub>5</sub> ↑	<i>F1</i> ↑
TFN (Zadeh et al. 2017) <sup>†</sup>	0.432	0.591	78.3	65.12	39.3	78.62	0.329	0.640	77.95	70.21	51.93	77.74
LMF (Liu et al. 2018) <sup>†</sup>	0.441	0.576	77.77	64.68	40.53	77.88	0.367	0.557	74.18	64.90	47.79	73.88
MuT (Tsai et al. 2019)*	0.453	0.564	78.56	64.77	37.94	79.66	0.304	0.705	79.3	72.63	53.29	79.43
Self-MM (Yu et al. 2021) <sup>†</sup>	0.425	0.595	80.04	65.47	41.53	80.44	0.322	0.678	79.11	72.34	53.0	79.05
CENet (Wang et al. 2022) <sup>†</sup>	0.471	0.534	77.90	62.58	33.92	77.53	0.310	0.699	79.56	73.10	53.04	<b>79.63</b>
ALMT (Zhang et al. 2023)*	0.408	0.594	78.77	65.86	43.11	78.71	0.308	0.700	79.59	71.86	52.90	79.51
DMD (Li, Wang, and Cui 2023)*	0.412	0.586	78.33	65.23	44.26	79.21	0.305	0.702	78.87	72.01	53.18	79.21
MIM (Zeng et al. 2023)*	0.420	0.592	78.98	65.12	44.98	78.70	0.310	0.694	77.56	71.45	52.87	78.56
DTN (Zeng et al. 2024)*	0.419	0.593	79.45	65.67	44.26	79.47	0.302	0.701	78.29	72.56	53.71	78.12
<b>MODS (Ours)</b>	<b>0.407</b>	<b>0.605</b>	<b>80.96</b>	<b>66.74</b>	<b>45.51</b>	<b>80.94</b>	<b>0.297</b>	<b>0.712</b>	<b>79.59</b>	<b>73.69</b>	<b>55.51</b>	79.53

Table 2: Comparison results on the SIMS and SIMSv2 datasets. †: the results from (Mao et al. 2022); \*: the results are reproduced from the open-source codebase with hyper-parameters provided in original papers. Bold represents the best results.

$$\mathcal{L}_{reg} = \frac{1}{N} \sum_{i=1}^N |y_{true} - y_{pred}|, \quad (24)$$

$$\mathcal{L}_{task} = \mathcal{L}_{reg} + \alpha \mathcal{L}_{NCE}, \quad (25)$$

where  $\alpha$  is a parameter that balances the loss contribution.

## Experiments

### Datasets and Evaluation Metrics

We conduct experiments on four publicly benchmark datasets of MSA, including MOSI (Zadeh et al. 2016), MOSEI (Zadeh et al. 2018b), SIMS (Yu et al. 2020), and SIMSv2 (Liu et al. 2022). In contrast to the MOSI and MOSEI, both SIMS and SIMSv2 prioritize balanced modality-specific sentiment dominance, avoiding a clear trend where any single modality dominates emotional expression. This design better validates the effectiveness of MODS. We use the accuracy of 3-class (*Acc*<sub>3</sub>) and 5-class (*Acc*<sub>5</sub>) on SIMS

and SIMSv2, the accuracy of 7-class (*Acc*<sub>7</sub>) on MOSI and MOSEI, and the accuracy of 2-class (*Acc*<sub>2</sub>), Mean Absolute Error (*MAE*), Pearson Correlation (*Corr*), and F1-score (*F1*) on all datasets. In particular, higher values indicate better performance for all metrics except *MAE*.

### Implementation Details

Following the (Yu et al. 2021), we use unaligned raw data in all experiments. All models are built on the Pytorch toolbox (Paszke et al. 2019) with two Quadro RTX 8000 GPUs. The Adam optimizer (Kingma and Ba 2014) is adopted for network optimization. The training duration of each model is governed by an early-stopping strategy with the patience of 25 epochs for MOSI, SIMS and SIMSv2 and 15 epochs for MOSEI. For MOSI, MOSEI, SIMS, and SIMSv2, the detailed hyper-parameter settings are as follows: the learning rates are  $\{3e-5, 1e-5, 1e-5, 1e-5\}$ , the batch sizes are  $\{32, 64, 32, 32\}$ , the hidden size are



Setting	SIMS Dataset			MOSI Dataset		
	MAE ↓	Corr ↑	Acc <sub>5</sub> ↑	MAE ↓	Corr ↑	Acc <sub>7</sub> ↑
<b>MODS (Full)</b>	<b>0.407</b>	<b>0.605</b>	<b>45.51</b>	<b>0.688</b>	<b>0.798</b>	<b>49.27</b>
w/o GDC	0.428	0.584	42.01	0.731	0.792	45.34
w/o Caps	0.426	0.582	43.33	0.727	0.787	48.27
<i>l</i> -oriented	0.417	0.595	43.33	0.709	0.789	45.92
<i>a</i> -oriented	0.419	0.599	43.76	0.717	0.782	45.34
<i>v</i> -oriented	0.418	0.586	42.45	0.713	0.785	46.94
w/o PCCA	0.444	0.554	42.89	0.738	0.775	45.48

Table 3: Ablation study results of MODS’s components on SIMS and MOSI datasets.

{128, 128, 64, 128}, the PCCA layers are {3, 3, 3, 4}, the coefficient  $\alpha$  are {0.1, 0.1, 0.01, 0.01}, and weight decay are { $1e-3$ ,  $1e-3$ ,  $1e-2$ ,  $1e-2$ }. The hyper-parameters are determined based on the validation set.

### Comparison with State-of-the-art Methods

Tables 1 and 2 present comparison experimental results of different methods on the MOSI, MOSEL, SIMS, and SIMSv2 datasets. It can be observed that MODS achieves the best performance on most metrics across all datasets, surpassing previous methods to become the new state-of-the-art (SOTA). Compared to methods that treat all modalities equally or fix a primary one, MODS dynamically selects the primary modality to reduce interference from heterogeneous emotions. It exhibits lower error rates and stronger fine-grained emotion discrimination. This observation also validates the rationality and effectiveness of the sample-level dynamic primary modality selection approach.

### Ablation Study

To further verify the effectiveness of the proposed method, we launched elaborate ablation experiments on both SIMS and MOSI datasets, as shown in Table 3.

**Effectiveness of GDC Module.** For the GDC Module, we conduct two comparisons: (1) experiments without GDC, and (2) experiments excluding the capsule network during graph construction. The results show that two ablation approaches lead to significant performance degradation, with the complete removal of the GDC module causing more severe performance deterioration. This occurs because under unbalanced modality information density, the selection of primary modalities and cross-modal interactions are both adversely affected, making it impossible to fully utilize the effective information from non-language modalities. These findings demonstrate the importance of performing sequence compression on non-language modalities and highlight the crucial role of using capsule networks for graph node construction.

**Importance of MSelector Module.** To validate the importance of the MSelector module, we compare MODS with models that fixed single modality as the primary modality, respectively. The experimental results demonstrate that fixing the primary modality leads to performance degradation,



Figure 4: Display of cases and modality weights on SIMS.

indicating that dynamic primary modality selection outperforms static modality assignment.

**Effect of PCCA Module.** To validate the proposed PCCA module, we compare the model’s performance with and without PCCA. Specifically, after primary modality selection, we directly perform sentiment regression using only the selected primary modality, bypassing inter-modal interaction. The consistent performance drop across metrics demonstrates that even with optimal primary modality selection, ignoring complementary relationships between modalities severely limits prediction accuracy. This confirms that exhaustive inter-modal interaction, where auxiliary modalities supplement the primary modality with contextual information, is indispensable for achieving robust predictions.

### Qualitative Evaluation

We illustrate MODS’s dynamic modality selection on SIMS cases with strong cross-modal conflict. In Figure 4(a), language (“aquarium”) conveys positivity, while audio-visual cues suggest negativity. MODS emphasizes language, aligning with the weakly positive label. In Figure 4(b), neutral language contrasts with positive acoustic-visual cues. MODS assigns higher weights to non-language inputs, correctly predicting positive sentiment.

### Conclusion

We propose the MODS algorithm, which provides a more versatile MSA solution by compressing redundant non-language modality sequences, selecting the primary modality, and progressively enhancing the primary modality. Extensive experiments show the rationality of our work.

**Future Work.** The algorithm’s robustness in real-world scenarios will also be considered, such as handling modality data gaps (Yang et al. 2024a) and spurious correlations (Yang et al. 2024c,b).

## Acknowledgments

We sincerely thank Yuxuan Lei and Yue Jiang for their outstanding contributions.

## References

- Delbrouck, J.-B.; Tits, N.; Brousmiche, M.; and Dupont, S. 2020. A transformer-based joint-encoding for emotion recognition and sentiment analysis. *arXiv preprint arXiv:2006.15955*.
- Drus, Z.; and Khalid, H. 2019. Sentiment analysis in social media and its application: Systematic literature review. *Procedia Computer Science*, 161: 707–714.
- Gallagher, C.; Furey, E.; and Curran, K. 2019. The application of sentiment analysis and text analytics to customer experience reviews to understand what customers are really saying. *International Journal of Data Warehousing and Mining (IJDWM)*, 15(4): 21–47.
- Han, W.; Chen, H.; Gelbukh, A.; Zadeh, A.; Morency, L.-p.; and Poria, S. 2021. Bi-bimodal modality fusion for correlation-controlled multimodal sentiment analysis. In *Proceedings of the 2021 international conference on multimodal interaction*, 6–15.
- Han, W.; Chen, H.; and Poria, S. 2021. Improving multimodal fusion with hierarchical mutual information maximization for multimodal sentiment analysis. *arXiv preprint arXiv:2109.00412*.
- Hazarika, D.; Zimmermann, R.; and Poria, S. 2020. Misa: Modality-invariant and-specific representations for multimodal sentiment analysis. In *Proceedings of the 28th ACM International Conference on Multimedia*, 1122–1131.
- Hochreiter, S.; and Schmidhuber, J. 1997. Long short-term memory. *Neural Computation*, 9(8): 1735–1780.
- Kingma, D. P.; and Ba, J. 2014. Adam: A method for stochastic optimization. *arXiv preprint arXiv:1412.6980*.
- Kipf, T. N.; and Welling, M. 2016. Semi-supervised classification with graph convolutional networks. *arXiv preprint arXiv:1609.02907*.
- Lei, Y.; Yang, D.; Li, M.; Wang, S.; Chen, J.; and Zhang, L. 2023. Text-oriented modality reinforcement network for multimodal sentiment analysis from unaligned multimodal sequences. In *CAAI International Conference on Artificial Intelligence*, 189–200. Springer.
- Li, Y.; Wang, Y.; and Cui, Z. 2023. Decoupled Multimodal Distilling for Emotion Recognition. In *Proceedings of the IEEE/CVF Conference on Computer Vision and Pattern Recognition*, 6631–6640.
- Li, Z.; Zhou, Y.; Zhang, W.; Liu, Y.; Yang, C.; Lian, Z.; and Hu, S. 2022. AMOA: Global acoustic feature enhanced modal-order-aware network for multimodal sentiment analysis. In *Proceedings of the 29th International Conference on Computational Linguistics*, 7136–7146.
- Liang, T.; Lin, G.; Feng, L.; Zhang, Y.; and Lv, F. 2021. Attention is not enough: Mitigating the distribution discrepancy in asynchronous multimodal sequence fusion. In *Proceedings of the IEEE/CVF International Conference on Computer Vision*, 8148–8156.
- Lin, R.; and Hu, H. 2022. Multimodal contrastive learning via uni-modal coding and cross-modal prediction for multimodal sentiment analysis. *arXiv preprint arXiv:2210.14556*.
- Lin, R.; and Hu, H. 2023. Dynamically shifting multimodal representations via hybrid-modal attention for multimodal sentiment analysis. *IEEE Transactions on Multimedia*, 26: 2740–2755.
- Liu, Y.; Yuan, Z.; Mao, H.; Liang, Z.; Yang, W.; Qiu, Y.; Cheng, T.; Li, X.; Xu, H.; and Gao, K. 2022. Make acoustic and visual cues matter: Ch-sims v2. 0 dataset and av-mixup consistent module. In *Proceedings of the 2022 international conference on multimodal interaction*, 247–258.
- Liu, Z.; Shen, Y.; Lakshminarasimhan, V. B.; Liang, P. P.; Zadeh, A.; and Morency, L.-P. 2018. Efficient low-rank multimodal fusion with modality-specific factors. *arXiv preprint arXiv:1806.00064*.
- Lv, F.; Chen, X.; Huang, Y.; Duan, L.; and Lin, G. 2021. Progressive modality reinforcement for human multimodal emotion recognition from unaligned multimodal sequences. In *Proceedings of the IEEE/CVF Conference on Computer Vision and Pattern Recognition*, 2554–2562.
- Ma, F.; Zhang, Y.; and Sun, X. 2023. Multimodal sentiment analysis with preferential fusion and distance-aware contrastive learning. In *2023 IEEE International Conference on Multimedia and Expo (ICME)*, 1367–1372. IEEE.
- Mai, S.; Zeng, Y.; Zheng, S.; and Hu, H. 2022. Hybrid contrastive learning of tri-modal representation for multimodal sentiment analysis. *IEEE Transactions on Affective Computing*, 14(3): 2276–2289.
- Mao, H.; Yuan, Z.; Xu, H.; Yu, W.; Liu, Y.; and Gao, K. 2022. M-SENA: An integrated platform for multimodal sentiment analysis. *arXiv preprint arXiv:2203.12441*.
- Ortis, A.; Farinella, G. M.; and Battiatto, S. 2019. An Overview on Image Sentiment Analysis: Methods, Datasets and Current Challenges. *ICETE (1)*, 296–306.
- Paszke, A.; Gross, S.; Massa, F.; Lerer, A.; Bradbury, J.; Chanan, G.; Killeen, T.; Lin, Z.; Gimelshein, N.; Antiga, L.; et al. 2019. Pytorch: An imperative style, high-performance deep learning library. *Advances in Neural Information Processing Systems*, 32.
- Sabour, S.; Frosst, N.; and Hinton, G. E. 2017. Dynamic routing between capsules. *Advances in neural information processing systems*, 30.
- Sun, Z.; Sarma, P.; Sethares, W.; and Liang, Y. 2020. Learning relationships between text, audio, and video via deep canonical correlation for multimodal language analysis. In *Proceedings of the AAAI Conference on Artificial Intelligence*, volume 34, 8992–8999.
- Tsai, M. H.; and Wang, Y. 2021. Analyzing Twitter data to evaluate people’s attitudes towards public health policies and events in the era of COVID-19. *International Journal of Environmental Research and Public Health*, 18(12): 6272.
- Tsai, Y.-H. H.; Bai, S.; Liang, P. P.; Kolter, J. Z.; Morency, L.-P.; and Salakhutdinov, R. 2019. Multimodal transformer for unaligned multimodal language sequences. In *Proceedings of the conference. Association for Computational Linguistics. Meeting*, volume 2019, 6558. NIH Public Access.



- Vaswani, A.; Shazeer, N.; Parmar, N.; Uszkoreit, J.; Jones, L.; Gomez, A. N.; Kaiser, Ł.; and Polosukhin, I. 2017. Attention is all you need. *Advances in Neural Information Processing Systems*, 30.
- Wang, D.; Guo, X.; Tian, Y.; Liu, J.; He, L.; and Luo, X. 2023a. TETFN: A text enhanced transformer fusion network for multimodal sentiment analysis. *Pattern Recognition*, 136: 109259.
- Wang, D.; Liu, S.; Wang, Q.; Tian, Y.; He, L.; and Gao, X. 2022. Cross-modal Enhancement Network for Multimodal Sentiment Analysis. *IEEE Transactions on Multimedia*.
- Wang, P.; Zhou, Q.; Wu, Y.; Chen, T.; and Hu, J. 2025a. DLF: Disentangled-Language-Focused Multimodal Sentiment Analysis. In *Proceedings of the AAAI Conference on Artificial Intelligence*, volume 39, 21180–21188.
- Wang, Y.; Bi, J.; Ma, Y.; and Pirk, S. 2025b. ASCD: Attention-Steerable Contrastive Decoding for Reducing Hallucination in MLLM. *arXiv preprint arXiv:2506.14766*.
- Wang, Y.; Li, Y.; Liang, P. P.; Morency, L.-P.; Bell, P.; and Lai, C. 2023b. Cross-attention is not enough: Incongruity-aware dynamic hierarchical fusion for multimodal affect recognition. *arXiv preprint arXiv:2305.13583*.
- Wu, S.; Dai, D.; Qin, Z.; Liu, T.; Lin, B.; Cao, Y.; and Sui, Z. 2023. Denoising Bottleneck with Mutual Information Maximization for Video Multimodal Fusion. *arXiv preprint arXiv:2305.14652*.
- Wu, Y.; Lin, Z.; Zhao, Y.; Qin, B.; and Zhu, L.-N. 2021. A text-centered shared-private framework via cross-modal prediction for multimodal sentiment analysis. In *Findings of the Association for Computational Linguistics: ACL-IJCNLP 2021*, 4730–4738.
- Xiao, X.; Yang, J.; and Ning, X. 2021. Research on multimodal emotion analysis algorithm based on deep learning. In *Journal of Physics: Conference Series*, volume 1802, 032054. IOP Publishing.
- Yang, D.; Chen, Z.; Wang, Y.; Wang, S.; Li, M.; Liu, S.; Zhao, X.; Huang, S.; Dong, Z.; Zhai, P.; and Zhang, L. 2023a. Context De-Confounded Emotion Recognition. In *Proceedings of the IEEE/CVF Conference on Computer Vision and Pattern Recognition*, 19005–19015.
- Yang, D.; Huang, S.; Kuang, H.; Du, Y.; and Zhang, L. 2022a. Disentangled Representation Learning for Multimodal Emotion Recognition. In *Proceedings of the 30th ACM International Conference on Multimedia*, 1642–1651.
- Yang, D.; Huang, S.; Liu, Y.; and Zhang, L. 2022b. Contextual and Cross-Modal Interaction for Multi-Modal Speech Emotion Recognition. *IEEE Signal Processing Letters*, 29: 2093–2097.
- Yang, D.; Huang, S.; Wang, S.; Liu, Y.; Zhai, P.; Su, L.; Li, M.; and Zhang, L. 2022c. Emotion Recognition for Multiple Context Awareness. In *Proceedings of the European Conference on Computer Vision*, volume 13697, 144–162.
- Yang, D.; Kuang, H.; Huang, S.; and Zhang, L. 2022d. Learning Modality-Specific and -Agnostic Representations for Asynchronous Multimodal Language Sequences. In *Proceedings of the 30th ACM International Conference on Multimedia*, 1708–1717.
- Yang, D.; Li, M.; Qu, L.; Yang, K.; Zhai, P.; Wang, S.; and Zhang, L. 2024a. Asynchronous Multimodal Video Sequence Fusion via Learning Modality-Exclusive and-Agnostic Representations. *IEEE Transactions on Circuits and Systems for Video Technology*.
- Yang, D.; Li, M.; Xiao, D.; Liu, Y.; Yang, K.; Chen, Z.; Wang, Y.; Zhai, P.; Li, K.; and Zhang, L. 2024b. Towards Multimodal Sentiment Analysis Debiasing via Bias Purification. In *Proceedings of the European Conference on Computer Vision (ECCV)*.
- Yang, D.; Liu, Y.; Huang, C.; Li, M.; Zhao, X.; Wang, Y.; Yang, K.; Wang, Y.; Zhai, P.; and Zhang, L. 2023b. Target and source modality co-reinforcement for emotion understanding from asynchronous multimodal sequences. *Knowledge-Based Systems*, 265: 110370.
- Yang, D.; Yang, K.; Li, M.; Wang, S.; Wang, S.; and Zhang, L. 2024c. Robust emotion recognition in context debiasing. In *Proceedings of the IEEE/CVF Conference on Computer Vision and Pattern Recognition (CVPR)*, 12447–12457.
- Yu, W.; Xu, H.; Meng, F.; Zhu, Y.; Ma, Y.; Wu, J.; Zou, J.; and Yang, K. 2020. Ch-sims: A chinese multimodal sentiment analysis dataset with fine-grained annotation of modality. In *Proceedings of the 58th Annual Meeting of the Association for Computational Linguistics*, 3718–3727.
- Yu, W.; Xu, H.; Yuan, Z.; and Wu, J. 2021. Learning modality-specific representations with self-supervised multi-task learning for multimodal sentiment analysis. In *Proceedings of the AAAI conference on artificial intelligence*, 10790–10797.
- Zadeh, A.; Chen, M.; Poria, S.; Cambria, E.; and Morency, L.-P. 2017. Tensor fusion network for multimodal sentiment analysis. *arXiv preprint arXiv:1707.07250*.
- Zadeh, A.; Liang, P. P.; Mazumder, N.; Poria, S.; Cambria, E.; and Morency, L.-P. 2018a. Memory fusion network for multi-view sequential learning. In *Proceedings of the AAAI Conference on Artificial Intelligence*, volume 32.
- Zadeh, A.; Zellers, R.; Pincus, E.; and Morency, L.-P. 2016. Mosi: multimodal corpus of sentiment intensity and subjectivity analysis in online opinion videos. *arXiv preprint arXiv:1606.06259*.
- Zadeh, A. B.; Liang, P. P.; Poria, S.; Cambria, E.; and Morency, L.-P. 2018b. Multimodal language analysis in the wild: Cmu-mosei dataset and interpretable dynamic fusion graph. In *Proceedings of the 56th Annual Meeting of the Association for Computational Linguistics*, 2236–2246.
- Zeng, Y.; Mai, S.; Yan, W.; and Hu, H. 2023. Multimodal reaction: Information modulation for cross-modal representation learning. *IEEE Trans. Multimedia*.
- Zeng, Y.; Yan, W.; Mai, S.; and Hu, H. 2024. Disentanglement Translation Network for multimodal sentiment analysis. *Inf. Fusion*, 102: 102031.
- Zhang, H.; Wang, Y.; Yin, G.; Liu, K.; Liu, Y.; and Yu, T. 2023. Learning language-guided adaptive hyper-modality representation for multimodal sentiment analysis. *arXiv preprint arXiv:2310.05804*.