

Quantum Optimal Control of a Lambda System in the Density Matrix Formulation

Julia Cen* and Domenico D'Alessandro†
 Iowa State University, Ames, IA 50011
 (Dated: November 11, 2025)

In various physical implementations of quantum information processing, qubits are realized in a *Lambda* type system configuration as two stable lower energy levels coupled indirectly via an unstable higher energy level, that is, in comparison, a lot more susceptible to decoherence. We consider the quantum control problem of optimal state transfer between two isospectral density matrices, over an arbitrary finite time horizon, for the quantum *Lambda* system. The cost considered is a compromise between the energy of the control field and the average *occupancy* in the highest energy level. We apply a geometric approach that combines the use of the *Pontryagin Maximum Principle*, a *symmetry reduction technique* to reduce the number of parameters in the resulting optimization problem, and several auxiliary techniques to bound the parameter space in the search for the optimal solution. We prove several properties of the optimal control and trajectories for this problem including their *normality* and *smoothness*. We obtain a system of differential equations that must be satisfied by the optimal pair of control and trajectory we treat in detail, with numerical simulations, and solve a case study involving a Hadamard-like transformation. Our techniques can be adapted to other contexts and promise to push to a more consequential level, the application of geometric control in quantum systems.

I. INTRODUCTION

Due to the detrimental effect of *decoherence* from environmental interactions, a key challenge in quantum information processing is the ability to perform fast, high-fidelity quantum operations on a quantum bit, or qubit. This necessitates the study of control for open quantum systems. One important operation is to drive a state to a desired final configuration coherently. An approach to do this is to consider the control problem for the quantum master equation (QME) (see, e.g., [1]). Besides the issue of validity of the QME in the control theory settings, where certain conditions for the system-bath interaction have to be satisfied [2], control theory for open quantum systems is not as well developed, and, in general, more complicated than the corresponding theory for closed systems [3–13]. Even some fundamental aspects such as controllability [14] are not so firmly established since some structure, and in particular unitarity of the evolution, is lost. An alternative approach to control with decoherence minimization is to remain in the closed system setting and set up the control problem so as to minimize the occupancy of the state in regions of the state space where the effect of the environment is stronger. From this perspective, optimal control theory offers a natural formulation, as the occupancy in these regions can be modeled as a cost in an optimal control problem and treated as such. This is the approach we follow in this paper.

Quantum *Lambda* systems are an important, prototypical class of models appearing in quantum information processing platforms ranging from NV centers [15–17], trapped ions [18–20], quantum dots [21, 22], Rydberg

atoms [23], superconducting qubits [24, 25], rare-earth ions [26], NMR [27], and more [28]. They have interesting properties and applications including electromagnetically induced transparency [29, 30], quantum memories [30–33], quantum cloning [34, 35] and quantum metrology [36, 37]. This system is a three level quantum system where the lowest two levels have to be controlled with a control that does not couple them directly but couples them through a third, higher energy level. This higher energy level is the most subject to decoherence and therefore occupancy in such a level has to be minimized. This has motivated protocols such as *STIRAP* (*Stimulated Raman Adiabatic Passage*) (see, e.g., [38]) to obtain, over a long time horizon, a population transfer between the two relevant energy levels with small occupancy in the highest energy level. While such adiabatic techniques can achieve nearly perfect transfer of population, long evolution times are a problem. In this study, we propose a non-adiabatic, arbitrarily fast protocol whilst minimizing energy of controls and occupancy in the highest energy level. This provides a pathway to design high-fidelity quantum operations within limited qubit coherence times. In a recent contribution [39], we have solved the problem of minimum occupancy population transfer, in *finite time*, within the framework of optimal control theory, for *pure states*. In this paper, we extend this result to the case of *mixed states*, by using tools of geometric control theory. In particular, our initial and final states are general isospectral density matrix for the lowest two energy levels, that is, matrices of the form $\rho := \begin{pmatrix} 0 & 0 \\ 0 & \rho_1 \end{pmatrix}$ with ρ_1 a 2×2 density matrix. The treatment is more complicated in this density matrix case and involves some extra ingredients to cope with the fact that the dimension of the problem is significantly higher.

Our approach is to apply techniques of *geometric con-*

* julia.cen@outlook.com
 † daless@iastate.edu

trol theory (see, e.g., [40], [41]) and in particular the *Pontryagin Maximum Principle* (PMP) (see, e.g., [42], [43], for an introduction in the context of quantum systems) to obtain a system of differential equations which have to be satisfied by any pair of optimal control and trajectory. This approach reduces the problem of the search for optimal control on an (infinite dimensional) space of functions to a finite dimensional space of parameters, the initial conditions in this set of differential equations and certain parameters which appear in the equations. We shall apply symmetry reduction techniques to further reduce the space of the optimal parameters. We shall also obtain bounds on such parameters in order to reduce the search to a bounded set. After this is done the search has to be done numerically by integrating the system of differential equation for various values of the parameters, selecting the parameters that lead to the desired final condition, and then, among these, selecting the parameters and therefore the optimal control which gives the minimum cost.

The paper is organized as follows. In Section II we mathematically state the problem we want to solve and set up some of the notations we use in the rest of the paper. We also highlight some assumptions we can make without loss of generality. Dealing with density matrices one can write the corresponding differential equations in matrix form or by *vectorization* of the matrix in an appropriate (orthonormal) basis. This second approach lends itself more naturally to the application of the conditions of the PMP. We shall switch between these two approaches in the course of the paper. In Section III we recall the relevant background in geometric control theory and the statement of the Pontryagin Maximum Principle which we shall use to solve our optimal control problem. In Section IV we prove that, for our problem, all the extremals are normal (cf. definitions in Section III). This has several consequences, including the fact that the optimal control and trajectory are analytic functions. In this section we derive a system of differential equations that have to be satisfied by the optimal control and trajectory. This is the fundamental system which is used in the search for the optimal control. In Section V we prove several properties of the problem at hand with the goal of reducing the number of parameters in the search for the optimal control. As an illustration of the results obtained in Section VI we solve with the help of numerical simulations a case study which involves the

implementation of an Hadamard-like gate. Auxiliary results and more complicated proofs are reported in the Appendix.

II. THE MODEL AND STATEMENT OF THE PROBLEM

The class of optimal control problems we are interested in is for quantum systems governed by the Liouville-von Neumann equation

$$\dot{\rho} = [H_0, \rho] + \sum_{j=1}^m [H_j, \rho] u_j, \quad (1)$$

where H_0, H_1, \dots, H_m are skew-Hermitian matrices, $\{u_j\}$ the control functions assumed measurable and bounded over a finite interval $[0, T]$ which is a priori specified. The task is to find control functions which drive the state ρ in (1) from an initial (known) state ρ_{in} to a desired state ρ_{des} and at the same time minimize a cost functional which depends on the particular situation at hand. In this paper we will solve the problem of optimal control for a three-level quantum system in the *Lambda* configuration. Here H_0 in (1) is a diagonal matrix $H_0 = \text{diag}(iE_1, iE_2, iE_3)$ with $E_1 > E_2 > E_3$ and $m = 4$ with the matrices H_1, \dots, H_4 having only the entries $(1, 2)$ (and $(2, 1)$) or $(1, 3)$ (and $(3, 1)$) different from zero so as to ‘connect’ the level 2 and 3 with the level 1 but not with each-other. The states $|2\rangle$ and $|3\rangle$ are the ‘logical’ states, that is, the states of interest but any state transformation has to necessarily involve the highest energy level state $|1\rangle$. This is however an undesired state because it is the most subject to de-coherence. The goal then is to achieve a state transfer on the lowest two levels minimizing the average population in the interval $[0, T]$ in the highest energy level. Since we have allowed full control between the state $|1\rangle$ and the states $|2\rangle$ and $|3\rangle$, one can show that such an average population which we call here ‘*occupancy*’ can be made arbitrarily small by using a very large control field (cf. [39]). Therefore a meaningful cost to be minimized is a compromise between the average magnitude of the control field (the energy) and the occupancy, which is what we shall consider here.

To formalize our problem further, we need to introduce some notations which we will use in the rest of the paper. We define the matrices

$$G_1 := \begin{pmatrix} 1 & 0 & 0 \\ 0 & 0 & 0 \\ 0 & 0 & 0 \end{pmatrix}, \quad G_2 := \begin{pmatrix} 0 & 0 & 0 \\ 0 & 1 & 0 \\ 0 & 0 & 0 \end{pmatrix}, \quad G_3 := \begin{pmatrix} 0 & 0 & 0 \\ 0 & 0 & 0 \\ 0 & 0 & 1 \end{pmatrix}, \quad (2)$$

$$G_4 := \frac{1}{\sqrt{2}} \begin{pmatrix} 0 & 1 & 0 \\ 1 & 0 & 0 \\ 0 & 0 & 0 \end{pmatrix}, \quad G_5 := \frac{1}{\sqrt{2}} \begin{pmatrix} 0 & i & 0 \\ -i & 0 & 0 \\ 0 & 0 & 0 \end{pmatrix}, \quad G_6 := \frac{1}{\sqrt{2}} \begin{pmatrix} 0 & 0 & 1 \\ 0 & 0 & 0 \\ 1 & 0 & 0 \end{pmatrix},$$

$$G_7 := \frac{1}{\sqrt{2}} \begin{pmatrix} 0 & 0 & i \\ 0 & 0 & 0 \\ -i & 0 & 0 \end{pmatrix}, \quad G_8 := \frac{1}{\sqrt{2}} \begin{pmatrix} 0 & 0 & 0 \\ 0 & 0 & 1 \\ 0 & 1 & 0 \end{pmatrix}, \quad G_9 := \frac{1}{\sqrt{2}} \begin{pmatrix} 0 & 0 & 0 \\ 0 & 0 & i \\ 0 & -i & 0 \end{pmatrix}.$$

to be an orthonormal basis[44] in $iu(3)$ with the Frobenius inner product given by $\langle A, B \rangle := \text{Tr}(AB^\dagger)$. We also provide a commutation table for these matrices as it will

be useful in the following computations.

$[\cdot, \cdot]$	iG_1	iG_2	iG_3	iG_4	iG_5	iG_6	iG_7	iG_8	iG_9
iG_1	0	0	0	iG_5	$-iG_4$	iG_7	$-iG_6$	0	0
iG_2	*	0	0	$-iG_5$	iG_4	0	0	iG_9	$-iG_8$
iG_3	*	*	0	0	0	$-iG_7$	iG_6	$-iG_9$	iG_8
iG_4	*	*	*	0	$i(G_1 - G_2)$	$\frac{i}{\sqrt{2}}G_9$	$\frac{-i}{\sqrt{2}}G_8$	$\frac{i}{\sqrt{2}}G_7$	$\frac{-i}{\sqrt{2}}G_6$
iG_5	*	*	*	*	0	$\frac{i}{\sqrt{2}}G_8$	$\frac{-i}{\sqrt{2}}G_9$	$\frac{-i}{\sqrt{2}}G_6$	$\frac{-i}{\sqrt{2}}G_7$
iG_6	*	*	*	*	*	0	$i(G_1 - G_3)$	$\frac{i}{\sqrt{2}}G_5$	$\frac{i}{\sqrt{2}}G_4$
iG_7	*	*	*	*	*	*	0	$\frac{-i}{\sqrt{2}}G_4$	$\frac{i}{\sqrt{2}}G_5$
iG_8	*	*	*	*	*	*	*	0	$i(G_2 - G_3)$
iG_9	*	*	*	*	*	*	*	*	0

TABLE I. Commutation relations in $u(3)$

We can expand a matrix ρ in $iu(3)$, as $\rho = \sum_{j=1}^9 \rho_j G_j$ and define the real vector $\vec{\rho} = [\rho_1, \dots, \rho_9]^T$, the *vectorization* of ρ . Analogously, we can expand a matrix U in $u(3)$ as $U = \sum_{j=1}^9 u_j iG_j$ with the vectorization of U , given by $\vec{u} = [u_1, \dots, u_9]^T$.

Without loss of generality, we can eliminate the diagonal (drift) term H_0 in (1) by a time varying coordinate transformation $\rho \rightarrow e^{-H_0 t} \rho e^{H_0 t}$ to get a driftless system (a passage to the *interaction picture* (see, e.g., [45])). This does not affect the magnitude of the control and does not affect the population in the energy level E_1 and therefore it does not change the cost we are going to minimize. Therefore from this point onward, we shall consider the dynamics for a Lambda system,

$$\dot{\rho} = \sum_{j=4}^7 [iG_j, \rho] u_j. \quad (3)$$

The problem is to find control functions $u_{4,5,6,7} = u_{4,5,6,7}(t)$, defined in $[0, T]$ to drive the state from an initial condition of the form $\rho_0 := \begin{pmatrix} 0 & 0 \\ 0 & \hat{\rho}_0 \end{pmatrix}$ to a final

condition of the form $\rho_1 := \begin{pmatrix} 0 & 0 \\ 0 & \hat{\rho}_1 \end{pmatrix}$, with $\hat{\rho}_0$ and $\hat{\rho}_1$, 2×2 , density matrices (Hermitian, positive semidefinite and with trace 1). We want to do this by minimizing the cost functional

$$J = J(T, \gamma_0) = \int_0^T \frac{1}{2} \left(\sum_{j=4}^7 u_j^2(t) \right) + \gamma_0 \langle G_1, \rho(t) \rangle dt, \quad (4)$$

for some $\gamma_0 \geq 0$. The first term of this cost is the *energy* of the control, the second term is the average *occupancy* in the highest energy level. For $\gamma_0 = 0$, we obtain a minimum energy problem. These types of problems for three level quantum systems have been studied with tools of sub-Riemannian geometry for the ‘lifted’ control problem on the Lie group $SU(3)$ (cf. [46], [47], [48]). As γ_0 increases we penalize the occupancy more and more.

By defining $U \in su(3)$ as $U = \sum_{j=4}^7 iG_j u_j$, system (3) with the initial condition ρ_0 can be written as

$$\dot{\rho} = [U, \rho], \quad \rho(0) = \rho_0, \quad (5)$$

and the cost J in (4) is written as

$$\begin{aligned} J &= J(T, \gamma_0) \\ &= \int_0^T \frac{1}{2} \langle U, U \rangle + \gamma_0 \langle G_1, \rho(t) \rangle dt \\ &= \int_0^T \frac{1}{2} \|U\|^2 + \gamma_0 \langle G_1, \rho(t) \rangle dt \end{aligned} \quad (6)$$

We notice that if $u = u(t)$, $t \in [0, T]$, drives ρ_1 to ρ_0 with cost J , and trajectory $\rho = \rho(t)$, then $-u(T-t)$ drives ρ_0 to ρ_1 with the same cost J and trajectory $\rho(T-t)$. Therefore we can always exchange the initial and final conditions in any given problem.

We also notice that if K is a unitary matrix of the form $K := \begin{pmatrix} e^{i\phi} & 0 \\ 0 & \hat{K} \end{pmatrix}$ with \hat{K} a 2×2 unitary and $\rho = \rho(t)$ is a solution of (3) with initial condition ρ_0 and for a control function $u_{4,5,6,7}$, then $K\rho K^\dagger$ is also a solution for initial condition $K\rho_0 K^\dagger$ and a control which has the same norm (at any time) as the original control and a cost, (4), (6), which is unchanged. Therefore there is no loss of generality in assuming that the initial condition ρ_0 is diagonal, that is, of the form

$$\rho_0 := \begin{pmatrix} 0 & 0 & 0 \\ 0 & a & 0 \\ 0 & 0 & 1-a \end{pmatrix}, \quad (7)$$

with $a > 1-a$, while, for the final condition we shall consider a (general) matrix of the form

$$\rho_1 = \begin{pmatrix} 0 & 0 & 0 \\ 0 & b & \alpha \\ 0 & \alpha^* & 1-b \end{pmatrix}. \quad (8)$$

From a differential geometry viewpoint, the state ρ of our problem belongs to the 6-dimensional manifold M given by the Hermitian matrices which are isospectral to ρ_0 , that is,

$$M := \{\rho = X\rho_0 X^\dagger \mid X \in SU(3)\}. \quad (9)$$

The tangent space at ρ , $T_\rho M$ can be identified with

$$T_\rho M := [\rho, su(3)],$$

and by using the Frobenius inner product $\langle \cdot, \cdot \rangle$, we can also identify the cotangent space at ρ , $T_\rho^* M$, with $[\rho, su(3)]$ with the pairing between tangent and cotangent vectors given by the inner product itself. In particular, when we talk about an element in the cotangent space $T_\rho^* M$, we shall write it as $\sigma \in [\rho, su(3)]$ with the understanding that we mean the linear map $T_\rho M \rightarrow \mathbb{R}$ given by $\langle \sigma, \cdot \rangle$. Write $\sigma \in T_\rho^* M$ as $\sigma = \sum_{j=1}^9 a_j G_j$. If $\sigma \in T_{\rho_0}^* M$, with ρ_0 in (7), we have $a_1 = a_2 = a_3 = 0$. If $\sigma \in T_{\rho_1}^* M$, with ρ_1 in (8) then, by calculating $[\rho_1, su(3)]$

using the commutation relations in the above table I, we obtain that σ has the expansion[49]

$$\sigma = \sum_{j=4}^7 a_j G_j + A + B,$$

where A and B are two matrices in the two dimensional space \mathcal{S} spanned by $\{dG_8 - cG_9, (2b-1)G_9 + \sqrt{2}d(G_3 - G_2), (1-2b)G_8 - \sqrt{2}c(G_3 - G_2)\}$, where $\alpha := c + id$ is the off diagonal element of ρ_1 . Notice in particular that if ρ_1 is real (a case that will interest us in the following) $d = 0$ and $\sigma \in T^* M$ has the form

$$\sigma = \sum_{j=4}^7 a_j G_j + a_8 \left((1-2b)G_8 + \sqrt{2}c(G_3 - G_2) \right) + a_9 G_9.$$

Let us consider now the Lie group $\mathbf{G} := S^1 \times S^1$ and its representation given by $\{K \in SU(3) \mid K = \text{diag}(e^{i\phi}, e^{i\psi}, e^{-i(\phi+\psi)})\}$ acting on $iu(3)$ as, $K \in \mathbf{G}$, $\rho \in iu(3)$, $\rho \rightarrow K\rho K^\dagger$. If (U, ρ) is a pair of control-trajectory from ρ_0 to ρ_1 for (5) with cost J , then $(KUK^\dagger, K\rho K^\dagger)$ is an admissible pair from $K\rho_0 K^\dagger = \rho_0$ to $K\rho_1 K^\dagger$, with the same cost J . [50] Therefore the minimum cost of driving ρ_0 to ρ_1 is the same as the minimum cost of driving ρ_0 to $K\rho_1 K^\dagger$, for any $K \in \mathbf{G}$. Furthermore if we find the optimal control U to drive ρ_0 to ρ_1 , we also have the optimal control KUK^\dagger to drive ρ_0 to $K\rho_1 K^\dagger$. We can therefore set up the problem as finding the minimum cost J in (4), (6) to reach the 1-dimensional submanifold of M , (cf, (8), (9))

$$\begin{aligned} M_1 &:= \{K\rho_1 K^\dagger \mid K \in \mathbf{G}\} \\ &= \left\{ \begin{pmatrix} 0 & 0 & 0 \\ 0 & b & \alpha e^{i\psi} \\ 0 & \alpha^* e^{-i\psi} & 1-b \end{pmatrix} \mid \psi \in \mathbb{R} \right\}, \end{aligned} \quad (10)$$

and it does not matter which final condition we achieve in M_1 . They all give the same cost. Therefore, without loss of generality, we shall assume that the final condition is *real*, that is

$$\rho_1 = \begin{pmatrix} 0 & 0 & 0 \\ 0 & b & N \\ 0 & N & 1-b \end{pmatrix}, \quad b(1-b) - N^2 = a(1-a), \quad (11)$$

where the last equality comes from the fact that ρ_0 and ρ_1 are isospectral. We can also choose an arbitrary *sign* for N and it will be convenient to choose $N \leq 0$. Furthermore, we shall assume $N \neq 0$. The case $N = 0$ has either a trivial solution $u \equiv 0$ in the case where initial and final condition agree or it is a *population inversion* problem which has the same solution as the population transfer problem for pure states considered in [39].

Finally, we shall set $T = 1$ in (4) and (6). This is also without loss of generality, since if $(U = U(t), \rho = \rho(t))$ is an admissible pair control-trajectory in $[0, T]$ (driving ρ_0

to ρ_1), $(TU(Tt), \rho(Tt))$ is an admissible pair.[51] A standard change of variable argument shows that the costs in the interval $[0, T]$ and $[0, 1]$, are related by

$$J(1, \gamma_0) = TJ\left(T, \frac{\gamma_0}{T^2}\right).$$

Therefore, since we have not put a restriction on $\gamma_0 \geq 0$, once we solve the optimal control problem on $[0, 1]$ we can obtain the solution on $[0, T]$ for a scaled γ_0 and vice versa.

III. BACKGROUND IN GEOMETRIC OPTIMAL CONTROL THEORY; THE PONTRYAGIN MAXIMUM PRINCIPLE

In geometric control theory, the standard necessary first order conditions for optimality are given by the *Pontryagin Maximum Principle (PMP)* (see, e.g., [40], [41] and [42], [43] for application to quantum systems). We state below the theorem for a *Lagrange problem*, that is a cost that has just an integral part (and no cost on the final condition[52]), as in our case, on a finite horizon $[0, T]$.

Let us consider a general system (a family of vector fields parametrized by control functions u) for x in a manifold M ,

$$\dot{x} = f(x, u), \quad x(0) = x_0, \quad (12)$$

with cost to be minimized

$$J = \int_0^T L(x, u) dt, \quad (13)$$

and u a (vector) control function measurable and bounded in the interval $[0, T]$ with values in a set \tilde{U} , and L is a smooth function defined on $M \times \tilde{U}$. The final state $x(T)$ is constrained to be in a submanifold of M , $\mathcal{S} \subset M$. In this setting the *Pontryagin Maximum Principle* is given by the following theorem.

Theorem 1. *Assume (x^*, u^*) is an optimal pair for the above problem. Then there exists a function $\lambda = \lambda(t)$ with values in the cotangent bundle of M , T^*M , and a constant $\mu_0 \leq 0$ not both (identically) zero such that, defined the function,[53]*

$$\hat{H} = \hat{H}(\lambda, x, u) = \lambda^T f(x, u) + \mu_0 L(x, u), [54] \quad (14)$$

we have

1. *For almost every $t \in [0, T]$,*

$$H(\lambda(t), x^*(t), u^*(t)) \geq H(\lambda(t), x^*(t), v), \quad \forall v \in \tilde{U}. \quad (15)$$

2. *λ satisfies the differential equation (to be coupled with (12))*

$$\begin{aligned} \dot{\lambda}^T &= -\lambda^T f_x(x^*, u^*) - \mu_0 L_x(x^*, u^*) \\ &= -\frac{\partial \hat{H}}{\partial x}(\lambda, x^*, u^*). \end{aligned} \quad (16)$$

3. *$H(\lambda(t), x^*(t), u^*(t))$ is constant over all the interval $[0, T]$.*

4. *(Transversality Conditions) Denote by $T_{x(T)}\mathcal{S}$ the tangent space of \mathcal{S} at the final point $x(T)$. Then*

$$\lambda^T(T)T_{x(T)}\mathcal{S} = 0. \quad (17)$$

Pairs (x^*, u^*) which satisfy the above conditions are called *extremals*. They are candidate to be optimal. If they satisfy the above conditions with $\mu_0 = 0$ they are called *abnormal extremals*. These are pairs control-trajectory which satisfy the conditions of the theorem independently of the function L in the cost (13). Otherwise, they are called *normal extremals*. In that case μ_0 can be normalized to be equal to -1 . The vector λ is called the *costate*.[55] We shall call the function \hat{H} in (14), the *control Hamiltonian*.

Most of the theory of optimal control, such as the above theorem, is developed for dynamical equations and costs, which are described in terms of *real* variables/functions. Therefore, it is convenient to see equation (1) and the costs above introduced in terms of real variables/functions. Let us study how the conditions from the Pontryagin Maximum Principle specialize for the bilinear control system of the form (1).

The dynamical equation (1) in terms of real variables takes the form

$$\frac{d}{dt}\vec{\rho} = ad_{H_0}\vec{\rho} + \sum_{j=1}^m u_j ad_{H_j}\vec{\rho} \quad (18)$$

where ad_{H_j} , $j = 0, 1, \dots, m$, are the matrices corresponding (in the given basis (such as (2)) to the operators of commutators with H_0, H_1, \dots, H_m . The costate equations (16), using (18), become

$$\frac{d}{dt}\lambda^T = -\lambda^T \left(ad_{H_0} + \sum_{j=1}^m ad_{H_j} u_j \right) - \mu_0 L_{\vec{\rho}}(\vec{\rho}, u).$$

The matrices $ad_{H_0}, ad_{H_1}, \dots, ad_{H_m}$ are skew symmetric (if we assume, as we do here, that ρ is expanded with respect to an orthonormal basis). Therefore we can write

$$\frac{d}{dt}\lambda = \left(ad_{H_0} + \sum_{j=1}^m ad_{H_j} u_j \right) \lambda - \mu_0 L_{\vec{\rho}}^T(\vec{\rho}, u). \quad (19)$$

IV. DIFFERENTIAL EQUATIONS FOR THE OPTIMAL CANDIDATES

Using the PMP discussed in the previous section, we shall now derive a system of differential equations which has to be satisfied by the optimal control-trajectory pairs for our problem. We shall go back and forth between the matrix form of the variables and the vectorized form.

Let us rewrite equation (19) in matrix form and let σ be the Hermitian (costate) zero-trace matrix associated with λ , that is, $\lambda = \vec{\sigma}$. The term $L_{\vec{\rho}}^T(\vec{\rho}, u)$ in (19) may have different forms. In the case of an occupancy cost where the part of L depending on $\vec{\rho}$ is $\gamma_0 \vec{k}^T \vec{\rho} = \gamma_0 \langle K, \rho \rangle$, it is $\gamma_0 \vec{k}^T$ which becomes \vec{k} after transposition which corresponds to a matrix K in the matrix notation. Thus, in this case, the adjoint equations in the matrix notation are written as $\frac{d}{dt}\sigma = [H_0, \sigma] + \sum_{j=1}^m [H_j, \sigma]u_j - \mu_0 \gamma_0 K$, which, specializing to the three-level Lambda system governed by the Liouville-von Neumann equation (3) with cost (4) becomes

$$\dot{\sigma} = \left[\sum_{j=4}^7 iG_j u_j, \sigma \right] - \mu_0 \gamma_0 G_1. \quad (20)$$

The control Hamiltonian is

$$\hat{H} = \langle \sigma, \left[\sum_{j=4}^7 iG_j u_j, \rho \right] \rangle + \mu_0 \left(\gamma_0 \langle G_1, \rho \rangle + \frac{1}{2} \sum_{j=4}^7 u_j^2 \right). \quad (21)$$

Let us define the variables

$$h_j := \langle \sigma, [iG_j, \rho] \rangle, \quad j = 1, \dots, 9, \quad (22)$$

with which the control Hamiltonian \hat{H} in (21) can be written as

$$\hat{H} = \sum_{j=4}^7 h_j u_j + \mu_0 \left(\gamma_0 \langle G_1, \rho \rangle + \frac{1}{2} \sum_{j=4}^7 u_j^2 \right). \quad (23)$$

Differentiating h_j in (22) and using (3) and (20), along with the definition $U := \sum_{k=4}^7 iG_k u_k$, we obtain,

$$\begin{aligned} \dot{h}_j &= \langle \dot{\sigma}, [iG_j, \rho] \rangle + \langle \sigma, [iG_j, \dot{\rho}] \rangle, \\ &= \langle [U, \sigma], [iG_j, \rho] \rangle - \mu_0 \gamma_0 \langle G_1, [iG_j, \rho] \rangle + \langle [U, \rho], [\sigma, iG_j] \rangle \\ &= -\mu_0 \gamma_0 \langle G_1, [iG_j, \rho] \rangle - \langle \sigma, [U, [iG_j, \rho]] \rangle - \langle \sigma, [iG_j, [\rho, U]] \rangle, \\ &= -\mu_0 \gamma_0 \langle \rho, [G_1, iG_j] \rangle + \langle \sigma, [\rho, [U, iG_j]] \rangle. \end{aligned} \quad (24)$$

Here we have used the property of the Frobenius inner product $\langle A, [B, C] \rangle = \langle B, [C, A] \rangle$ and the Jacobi identity $[A, [B, C]] + [B, [C, A]] + [C, [A, B]] = 0$. Consider now the cases $j = 1, 2, 3, 8, 9$ in (24). The first term on the right hand side is zero since $[G_1, iG_j] = 0$. As for the second term, we calculate $[U, iG_j] = \sum_{k=4}^7 [iG_k, iG_j]u_k$.

Consider, as an illustration, the case $j = 1$ (the other cases are similar). Using the commutators in Table I we obtain

$$\sum_{k=4}^7 [iG_k, iG_1]u_k = -iG_5 u_4 + iG_4 u_5 - iG_7 u_6 + iG_6 u_7,$$

which placed into (24) with the definitions (22) gives

$$\dot{h}_1 = h_5 u_4 - h_4 u_5 + h_7 u_6 - h_6 u_7.$$

Now, there are two possibilities for the control Hamiltonian (23): 1) $\mu_0 = 0$, in which case the extremal is abnormal. In this case the maximization condition (15) of Theorem 1 gives $h_4 \equiv h_5 \equiv h_6 \equiv h_7 \equiv 0$. 2) $\mu_0 = -1$, in which case the maximization condition gives

$$u_j = h_j, \quad j = 4, 5, 6, 7.$$

In both cases, we have $\dot{h}_1 \equiv 0$. Analogously we find that $\dot{h}_2 \equiv \dot{h}_3 \equiv \dot{h}_8 \equiv \dot{h}_9 \equiv 0$. Therefore h_j , for $j = 1, 2, 3, 8, 9$ are constants. Information on the values of these constants can be obtained using the initial and final conditions and the transversality conditions (17). In particular, calculating $h_{1,2,3}$ at time $t = 0$, using the definition (22) and the fact that ρ_0 in (7) commutes with $G_{1,2,3}$, we obtain $h_1 = h_2 = h_3 = 0$. To obtain the condition for h_8 , we recall that, because of the symmetry by the Lie group \mathbf{G} defined in the paragraph leading to formula (10), an optimal control to reach ρ_1 in (11) is also an optimal control to reach the submanifold M_1 in (10). Therefore from the transversality condition (17), we have for any real k and N defined in (11),

$$\frac{d}{dt} \Big|_{t=0} \langle \sigma(T), e^{iDt} \rho_1 e^{-iDt} \rangle = kN \langle \sigma(T), G_9 \rangle = 0,$$

which implies since we have assumed $N \neq 0$, $\langle \sigma(T), G_9 \rangle = 0$. Now calculate $h_8 := \langle \sigma, [iG_8, \rho] \rangle$, at time T , using from (11), $\rho = bG_2 + \sqrt{2}NG_8 + (1-b)G_3$ and the commutation relations in Table I,

$$\begin{aligned} h_8 &= \langle \sigma, [iG_8, \rho] \rangle \\ &= b \langle \sigma, [iG_8, G_2] \rangle + (1-b) \langle \sigma, [iG_8, G_3] \rangle \\ &= (1-2b) \langle \sigma, G_9 \rangle = 0. \end{aligned} \quad (25)$$

We now derive the equations for $h_{4,5,6,7}$, keeping in mind that we have just proved $h_1 = h_2 = h_3 = h_8 = 0$. Using (I), we obtain,

$$\begin{aligned}
[iG_4, U] &= \left[iG_4, \sum_{j=4}^7 iG_j u_j \right] = i[(G_2 - G_1)u_5 + \frac{1}{\sqrt{2}}G_8 u_7 - \frac{1}{\sqrt{2}}G_9 u_6], \\
[iG_5, U] &= \left[iG_5, \sum_{j=4}^7 iG_j u_j \right] = i[(G_1 - G_2)u_4 - \frac{1}{\sqrt{2}}G_8 u_6 - \frac{1}{\sqrt{2}}G_9 u_7], \\
[iG_6, U] &= \left[iG_6, \sum_{j=4}^7 iG_j u_j \right] = i[(G_3 - G_1)u_7 + \frac{1}{\sqrt{2}}G_8 u_5 + \frac{1}{\sqrt{2}}G_9 u_4], \\
[iG_7, U] &= \left[iG_7, \sum_{j=4}^7 iG_j u_j \right] = i[(G_1 - G_3)u_6 - \frac{1}{\sqrt{2}}G_8 u_4 + \frac{1}{\sqrt{2}}G_9 u_5],
\end{aligned}$$

and replacing in (24) using again the commutation re-

lations in Table I, we obtain,

$$\begin{aligned}
\dot{h}_4 &= -\mu_0 \gamma_0 \langle \rho, G_5 \rangle + h_2 u_5 - h_1 u_5 + \frac{h_8}{\sqrt{2}} u_7 - \frac{h_9}{\sqrt{2}} u_6 = -\mu_0 \gamma_0 \langle \rho, G_5 \rangle - \frac{h_9}{\sqrt{2}} u_6, \\
\dot{h}_5 &= \mu_0 \gamma_0 \langle \rho, G_4 \rangle + h_1 u_4 - h_2 u_4 - \frac{h_8}{\sqrt{2}} u_6 - \frac{h_9}{\sqrt{2}} u_7 = \mu_0 \gamma_0 \langle \rho, G_4 \rangle - \frac{h_9}{\sqrt{2}} u_7, \\
\dot{h}_6 &= -\mu_0 \gamma_0 \langle \rho, G_7 \rangle + h_3 u_7 - h_1 u_7 + \frac{h_8}{\sqrt{2}} u_5 + \frac{h_9}{\sqrt{2}} u_4 = -\mu_0 \gamma_0 \langle \rho, G_7 \rangle + \frac{h_9}{\sqrt{2}} u_4, \\
\dot{h}_7 &= \mu_0 \gamma_0 \langle \rho, G_6 \rangle + h_1 u_6 - h_3 u_6 - \frac{h_8}{\sqrt{2}} u_4 + \frac{h_9}{\sqrt{2}} u_5 = \mu_0 \gamma_0 \langle \rho, G_6 \rangle + \frac{h_9}{\sqrt{2}} u_5.
\end{aligned} \tag{26}$$

From these equations, we now prove the following theorem.

Theorem 2. *The optimal control problem for system (3) and cost (4) and intial and final conditions (7) (11) admits only normal extremals.*

Proof. Assume by contradiction $\mu_0 = 0$ so that we can rewrite equations (26) in matrix form as

$$\begin{pmatrix} \dot{h}_4 \\ \dot{h}_5 \\ \dot{h}_6 \\ \dot{h}_7 \end{pmatrix} = \frac{1}{\sqrt{2}} \begin{pmatrix} 0 & 0 & -h_9 & 0 \\ 0 & 0 & 0 & -h_9 \\ h_9 & 0 & 0 & 0 \\ 0 & h_9 & 0 & 0 \end{pmatrix} \begin{pmatrix} u_4 \\ u_5 \\ u_6 \\ u_7 \end{pmatrix}. \tag{27}$$

Applying the maximization condition to the control Hamiltonian (23) with $\mu_0 = 0$ leads to $h_4 \equiv h_5 \equiv h_6 \equiv h_7 \equiv 0$. So equation (27) gives $u_4 \equiv u_5 \equiv u_6 \equiv u_7 \equiv 0$ unless $h_9 = 0$. The identically zero control is clearly not an admissible extremal because it will correspond to a constant trajectory. Therefore, necessarily we must have $h_9 = 0$. However, in this case $h_k = 0$ for all $k \in \{1, \dots, 9\}$. This implies that $\langle \sigma, [u(3), \rho] \rangle = 0$. Since $[u(3), \rho]$ is the tangent space at ρ of the state manifold, this means that the cotangent vector σ is zero on

the whole tangent space, which contradicts Pontryagin's Maximum Principle (the pair μ_0, σ cannot be zero). \square

Since abnormal extremals do not exist, we can set $\mu_0 = -1$ in (23). Carrying out the maximization with respect to u of condition (15), we get $u_j = h_j$, for $j = 4, 5, 6, 7$, and the differential system (26) for h_4, \dots, h_7 becomes a differential system for u_4, \dots, u_7 . Let us now write such a differential system in matrix form. By expanding U as $U := \sum_{j=4}^7 iG_j u_j$, taking the derivative of U and using (27) with the h_j 's replaced by the corresponding u_j 's, we get, with $\tilde{h}_9 = \frac{h_9}{\sqrt{2}}$,

$$\dot{U} = \tilde{h}_9 C + i\gamma_0 B,$$

where $C := -iG_4 u_6 - iG_5 u_7 + iG_6 u_4 + iG_7 u_5$ and $B := G_4 \rho_5 - G_5 \rho_4 + G_6 \rho_7 - G_7 \rho_6$. A direct calculation, using the commutators in Table I shows that $C = \sqrt{2}[iG_9, U]$. Therefore, using the definition of \tilde{h}_9 , we have

$$\dot{U} = h_9 [iG_9, U] + i\gamma_0 B.$$

Consider now B . It is convenient to decompose ρ as $\rho = \rho_P + \rho_K$ where ρ_P (ρ_K) is the (block) anti-diagonal

(diagonal) part of ρ . In particular $\rho_P := \sum_{j=4}^7 \rho_j G_j$. Using again the commutators in Table I, with this expression, we get $[iG_1, \rho_P] = -B$. Therefore we get

$$\dot{U} = h_9[iG_9, U] - i\gamma_0[iG_1, \rho_P].$$

However, notice that G_1 commutes with ρ_K . Therefore $[iG_1, \rho_P] = [iG_1, \rho]$. Summarizing, and combining with (5) we can write the equations satisfied by the optimal control and trajectory as

$$\dot{\rho} = [U, \rho], \quad \rho(0) = \rho_0 \quad (28)$$

$$\dot{U} = h_9[iG_9, U] + \gamma_0[G_1, \rho]. \quad U(0) = P \quad (29)$$

The matrix $P = U(0)$ is a matrix of the form

$$P = \begin{pmatrix} 0 & \alpha & \beta \\ -\alpha^* & 0 & 0 \\ -\beta^* & 0 & 0 \end{pmatrix}, \quad (30)$$

which gives the initial condition of the control. The parameters α and β need to be tuned. We summarize the discussion in the following theorem where we also record the form of the control Hamiltonian \hat{H} which follows from using $h_j = u_j$ in (23) with $\mu_0 = -1$.

Theorem 3. *Assume (ρ, U) with $U = \sum_{j=4}^7 u_j iG_j$ is an optimal pair. Then it satisfies (28) (29) for some value of the matrix P in (30) and the parameter h_9 in (29). The control Hamiltonian \hat{H} is constant along the optimal trajectory, and it is given by*

$$\hat{H} = \frac{1}{2}\|U(t)\|^2 + \gamma_0 \langle G_1, \rho(t) \rangle \equiv \frac{1}{2}\|P\|^2, \quad (31)$$

The first inequality is due to the optimality of $(U_1, \tilde{\rho}_1)$ for γ_1 . The second one follows from $\gamma_2 > \gamma_1$. The third one follows from the optimality of $(U_2, \tilde{\rho}_2)$ for γ_2 . Notice that since $\int_0^1 \langle G_1, \tilde{\rho}_1 \rangle$ is upper bounded by the maximum eigenvalue of $\tilde{\rho}_1$ which is the same as the maximum eigenvalue of ρ_0 in (7), that is, a . We have

$$J_{\gamma_1} \leq J_{\gamma_2} \leq J_{\gamma_1} + a(\gamma_2 - \gamma_1). \quad (33)$$

The following holds.

Proposition 4. *The optimal cost is nondecreasing with γ_0 and grows at most linearly according to (33).*

A situation where the optimal cost and the optimal control and parameters can be calculated analytically is when $\gamma_0 = 0$. In this case there is no penalty on the

We have therefore reduced the optimal control problem to the following:

Problem: *Find a matrix P of the form (30) and a real constant h_9 such that*

1. *The solution of (28),(29) attains the value ρ_1 in (11) at time T (recall we can take $T = 1$).*
2. *The cost (6) is minimized.*

V. REDUCTION OF THE NUMBER OF PARAMETERS AND AUXILIARY RESULTS

The **Problem** stated at the end of the previous section involves a search over $\mathbb{C}^2 \times \mathbb{R}$, an infinite number of parameters. In order to reduce the search to a compact set and to reduce possible redundancies, we shall develop some further auxiliary results. We start by studying the dependence of the optimal cost on the value γ_0 which will give us bounds on the value of the optimal cost for a certain γ_0 in terms of the cost for a different γ_0 . From this we can derive bounds for $\|P\| = \|U(0)\|$.

A. Dependence of the optimal cost on γ_0

Consider two values of γ_0 , $\gamma_1 < \gamma_2$, and denote by J_{γ_1} (J_{γ_2}) the optimal cost for γ_1 (γ_2) and by $(U_1, \tilde{\rho}_1)$ ($(U_2, \tilde{\rho}_2)$) the corresponding pair of optimal control-trajectory. Thus we have for the optimal costs,

$$J_{\gamma_{1,2}} = \int_0^1 \frac{1}{2} \|U_{1,2}(t)\|^2 + \gamma_{1,2} \langle G_1, \tilde{\rho}_{1,2}(t) \rangle dt.$$

The following inequalities hold:

$$J_{\gamma_1} \leq \int_0^1 \frac{1}{2} \|U_2\|^2 + \gamma_1 \langle G_1, \tilde{\rho}_2 \rangle dt \leq J_{\gamma_2} \leq \int_0^1 \frac{1}{2} \|U_1\|^2 + \gamma_2 \langle G_1, \tilde{\rho}_1 \rangle dt = J_{\gamma_1} + (\gamma_2 - \gamma_1) \int_0^1 \langle G_1, \tilde{\rho}_1 \rangle dt. \quad (32)$$

occupancy and the optimal control problem is a *minimum energy steering problem*. The solution of the equations (28) (29) for $\gamma_0 = 0$ can be written explicitly, defining $A := h_9 iG_9$, as

$$U(t) = e^{At} P e^{-At}, \quad e^{At} e^{(-A+P)t} \rho_0 e^{(A-P)t} e^{-At}, \quad (34)$$

as it can be directly verified (cf. [56]). In this case the norm of U is constant in time and equal to $\|P\|$. Therefore the cost (6) is $J_0 = \frac{1}{2}\|P\|^2$. From the explicit expression (34) one can also obtain the integral $\int_0^1 \langle G_1, \tilde{\rho}_1 \rangle dt$ to be used in finding the bounds in (32) for a given γ_0 . The problem of finding the parameters A and P to reach the final condition ρ_1 at time $T = 1$, i.e., $e^A e^{-A+P} \rho_0 e^{A-P} e^{-A} = \rho_1$, with minimum cost, i.e., minimum $\|P\|$ can be solved in two ways. One can ‘lift’ the

problem to the corresponding problem on the Lie transformation group $SU(3)$ and apply the results for minimum energy transfer for this problem which have been well developed in the geometric control theory literature (cf. [46], [47], [48]). In particular, one can characterize the set \mathcal{S} of matrices X in $SU(3)$ which perform the state transfer $X\rho_0X^\dagger = \rho_1$ and then use the results of [48] which give the minimum cost as a function of X to find the minimum in the set \mathcal{S} . Once such a minimum is found, the results of [46], [48], also give a method to find the matrices A and P . Such a method does not take into account that we already know the form of A which is in [46], [48], assumed to be a general block diagonal matrix. An alternative approach consists of adapting the *methods* of [46], [48] to our situation (problem for density matrix transfer with known form for the matrix A) rather than applying such results after lifting. We shall give an example of this in the next section where we shall calculate the optimal cost for a particular state transfer (the more technical part of the treatment is presented in Appendix B)

B. Bounds on the norm of the control $\|P\|$

Every upper B_U and lower B_L bound for the cost give an upper and lower bound for the norm of the control $\|U(0)\|^2 = \|P\|^2$ at time $t = 0$. To see this, assume that, as for example in (32), (33),

$$B_L \leq J_{\gamma_0} := \int_0^1 \frac{1}{2} \|U(t)\|^2 + \gamma_0 \langle G_1, \rho \rangle dt \leq B_U.$$

Then using the constancy of the control Hamiltonian in formula (31) we get $\frac{1}{2} \|U(t)\|^2 = \frac{1}{2} \|U(0)\|^2 + \gamma_0 \langle G_1, \rho \rangle$, which gives

$$B_L \leq \frac{1}{2} \|U(0)\|^2 + \int_0^1 2\gamma_0 \langle G_1, \rho \rangle dt \leq B_U.$$

This gives, using $\langle G_1, \rho \rangle \leq a$ (in (7)), $B_L - 2\gamma_0 a \leq \frac{1}{2} \|U(0)\|^2 \leq B_U$. Thus we get

$$\sqrt{\max\{0, 2B_L - 4\gamma_0 a\}} \leq \|P\| \leq \sqrt{2} \sqrt{B_U}. \quad (35)$$

C. Symmetries and elimination of redundancy

Consider D a diagonal matrix of the form $D := \begin{pmatrix} e^{2i\phi} & 0 & 0 \\ 0 & e^{-i\phi} & 0 \\ 0 & 0 & e^{-i\phi} \end{pmatrix}$. If (U, ρ) is a pair of optimal control and trajectory, then the pair $(DUD^\dagger, D\rho D^\dagger)$ also has the same initial and final conditions for ρ and the same cost, and therefore it is also optimal. It satisfies the equations (28), (29) but with initial condition DPD^\dagger instead of P . Therefore we can set one of the phases of the parameters in P , (α, β) in (30). For example we can

take α real and nonnegative, without loss of generality, by an appropriate choice of D . This gives $u_4(0) = 0$. Furthermore, we have the following.

Proposition 5. *If (U, ρ) is a pair satisfying equations (28) (29) of control-trajectory driving from ρ_0 to ρ_1 , then $(\bar{U}, \bar{\rho})$ is a pair of control-trajectory satisfying equations (28) (29) driving from $\bar{\rho}_0$ to $\bar{\rho}_1$ with the same cost.*

Proof. Take the conjugate of equations (28) and (29) and using the fact that iG_9 is real it follows that if (U, ρ) satisfy these equations so do $(\bar{U}, \bar{\rho})$. The initial and final conditions are the conjugate. Using the expression for the cost (6) it immediately follows that the costs are the same. \square

Since we have reduced ourselves, without loss of generality, to ρ_0 and ρ_1 that are *real*, if U is an optimal control so is \bar{U} . This allows us to restrict even further the possible initial conditions for $U(0)$. For instance we will take $u_6(0) \geq 0$.

Summarizing, there will be no loss of generality in assuming that the matrix P in (30) is of the form

$$P = \begin{pmatrix} 0 & p & b + id \\ -p & 0 & 0 \\ -b + id & 0 & 0 \end{pmatrix}, \quad (36)$$

with b, p, d real and $p \geq 0, d \geq 0$.

D. Bounds on the values of h_9

The bounds on the value of h_9 in (29) are based on the intuitive idea that as h_9 becomes large in (29), the second term in the right hand side of the equation will become unimportant and the first term will give for U an highly oscillatory matrix which has no effect on ρ . Thus ρ will not reach the desired final value of ρ_1 in (11). This is captured by the following estimates which are reminiscent of the method of averaging [57].

We start by introducing a time varying change of coordinates for U in (28), (29) by defining the matrix function $\tilde{U} = e^{-h_9 i G_9 t} U e^{h_9 i G_9 t}$, which gives, from (28), (29), the differential equations for ρ and \tilde{U} ,

$$\dot{\rho} = [e^{ih_9 G_9 t} \tilde{U} e^{-ih_9 G_9 t}, \rho], \quad \rho(0) = \rho_0, \quad (37)$$

$$\frac{d}{dt} \tilde{U} = \gamma_0 [G_1, e^{-ih_9 G_9 t} \rho e^{ih_9 G_9 t}], \quad \tilde{U}(0) = P. \quad (38)$$

Let us introduce a time scaling by assuming $h_9 > 0$ (the case $h_9 = 0$ will be included in the bound we eventually obtain and the case $h_9 < 0$ only requires small modifications and leads to the same bound for $|h_9|$). Define $\tau = |h_9|t$, and $\hat{U}(\tau) := \tilde{U}\left(\frac{\tau}{h_9}\right)$, $\hat{\rho} = \rho\left(\frac{\tau}{h_9}\right)$. Also set $\epsilon := \frac{1}{h_9}$. We obtain from (37) and (38),

$$\frac{d}{dt} \hat{\rho} = \epsilon [e^{iG_9 \tau} \hat{U} e^{-iG_9 \tau}, \hat{\rho}], \quad \hat{\rho}(0) = \rho_0, \quad (39)$$

$$\frac{d}{dt} \hat{U} = \epsilon \gamma_0 [G_1, e^{-iG_9 \tau} \hat{\rho} e^{iG_9 \tau}], \quad \hat{U}(0) = P, \quad (40)$$

over a time interval $[0, h_9]$. Integrating (39), we get $\hat{\rho}(\tau) - \rho_0 = \epsilon \int_0^\tau [e^{iG_9 s} \hat{U}(s) e^{-iG_9 s}, \hat{\rho}(s)] ds$, while, integrating

(40), we get $\hat{U}(s) - P = \epsilon \int_0^s [\epsilon \gamma_0 [G_1, e^{-iG_9 r} \hat{\rho}(r) e^{iG_9 r}] dr]$. Combining these two expressions, we obtain

$$\hat{\rho}(\tau) - \rho_0 = \epsilon \int_0^\tau [e^{iG_9 s} P e^{-iG_9 s}, \hat{\rho}(s)] ds + \epsilon^2 \gamma_0 \int_0^\tau \int_0^s [e^{iG_9 s} [G_1, e^{-iG_9 r} \hat{\rho}(r) e^{iG_9 r}] e^{-iG_9 s}, \hat{\rho}(s)] dr ds.$$

This, using the fact that G_1 commutes with G_9 , can

be written more compactly as

$$\hat{\rho}(\tau) - \rho_0 = \epsilon \int_0^\tau [e^{iG_9 s} P e^{-iG_9 s}, \hat{\rho}(s)] ds + \epsilon^2 \gamma_0 \int_0^\tau \int_0^s [[G_1, e^{iG_9(s-r)} \hat{\rho}(r) e^{iG_9(r-s)}], \hat{\rho}(s)] dr ds. \quad (41)$$

Let us study the two integrals in (41) (and their norms) separately.

1. First integral

We write the first integral on the right hand side of (41) as

$$\int_0^\tau [e^{iG_9 s} P e^{-iG_9 s}, \rho_0] ds + \int_0^\tau [e^{iG_9 s} P e^{-iG_9 s}, \hat{\rho}(s) - \rho_0] ds.$$

The first term is a periodic function of τ with period $2\sqrt{2}\pi$ that we can calculate explicitly. Using P in (36) and ρ_0 in (7), we can obtain an upper bound for the norm of this integral which is proved in the Appendix A (a is defined in (7))

$$\left\| \int_0^\tau [e^{iG_9 s} P e^{-iG_9 s}, \rho_0] ds \right\| \leq 2\sqrt{2}a \|P\|. \quad (42)$$

For the second term, we obtain the bound,

$$\left\| \int_0^\tau [e^{iG_9 s} P e^{-iG_9 s}, \hat{\rho}(s) - \rho_0] ds \right\| \leq \int_0^\tau \| [e^{iG_9 s} P e^{-iG_9 s}, \hat{\rho}(s) - \rho_0] \| ds \leq \sqrt{2} \|P\| \int_0^\tau \|\hat{\rho}(s) - \rho_0\| ds.$$

Here we used the Böttcher and Wenzel bound for the Frobenius norm of a commutator $[A, B]$. i.e., $\|[A, B]\| \leq \sqrt{2} \|A\| \|B\|$ (cf. [58] and the references

therein).

2. Second Integral

We write $\int_0^\tau \int_0^s [[G_1, e^{iG_9(s-r)} \hat{\rho}(r) e^{iG_9(r-s)}], \hat{\rho}(s)] dr ds$ as

$$\int_0^\tau \int_0^s [[G_1, e^{iG_9(s-r)} (\hat{\rho}(r) - \rho_0) e^{iG_9(r-s)}], \hat{\rho}(s)] dr ds + \int_0^\tau \int_0^s [[G_1, e^{iG_9(s-r)} \rho_0 e^{iG_9(r-s)}], \hat{\rho}(s)] dr ds.$$

and we notice that the second integral is zero because, since G_1 commutes with G_9 , the inner com-

mutator is $e^{iG_9(s-r)} [G_1, \rho_0] e^{iG_9(r-s)} = 0$ since G_1 commutes with ρ_0 (they are both diagonal). Therefore, we obtain

$$\left\| \int_0^\tau \int_0^s [[G_1, e^{iG_9(s-r)} \hat{\rho}(r) e^{iG_9(r-s)}], \hat{\rho}(s)] dr ds \right\| \leq$$

$$\begin{aligned}
& \int_0^\tau \int_0^s \left\| [G_1, e^{iG_9(s-r)}(\hat{\rho}(r) - \rho_0)e^{iG_9(r-s)}], \hat{\rho}(s) \right\| dr ds \leq \\
& \int_0^\tau \int_0^s \sqrt{2} \sqrt{a^2 + (1-a)^2} \left\| [G_1, e^{iG_9(s-r)}(\hat{\rho}(r) - \rho_0)e^{iG_9(r-s)}] \right\| dr ds \leq \\
& \int_0^\tau \int_0^s 2\sqrt{a^2 + (1-a)^2} \|\hat{\rho}(r) - \rho_0\| dr ds = 2\sqrt{a^2 + (1-a)^2} \int_0^\tau (\tau - r) \|\hat{\rho}(r) - \rho_0\| dr
\end{aligned}$$

Here we used the following: In the second inequality, we used again Böttcher-Wenzel inequality and the fact that the Frobenius norm of $\hat{\rho}(s)$ is equal to the Frobenius norm of ρ_0 , which is

$\sqrt{a^2 + (1-a)^2}$. In the third inequality, we used again the Böttcher-Wenzel inequality this time with the $\|G_1\| = 1$ and the fact that G_1 commutes with G_9 .

Now, putting everything together in (41), we obtain,

$$\|\hat{\rho}(\tau) - \hat{\rho}_0\| \leq 2\epsilon\sqrt{2}a\|P\| + \int_0^\tau \left(\epsilon\sqrt{2}\|P\| + 2\epsilon^2\gamma_0\sqrt{a^2 + (1-a)^2}(\tau - r) \right) \|\hat{\rho}(r) - \rho_0\| dr.$$

We now apply Grönwall's inequality (see, e.g., [57]) to obtain

$$\|\hat{\rho}(\tau) - \rho_0\| \leq 2\epsilon\sqrt{2}a\|P\| e^{\epsilon\sqrt{2}\|P\|\tau + \epsilon^2\gamma_0\sqrt{a^2 + (1-a)^2}\tau^2}.$$

If the control steers to the desired final condition ρ_1 in (11), then applying the above inequality when $\tau = h_9$, we obtain

$$\|\rho_1 - \rho_0\| \leq \frac{2\sqrt{2}}{h_9} a\|P\| e^{\sqrt{2}\|P\| + \gamma_0\sqrt{a^2 + (1-a)^2}}.$$

Repeating similar arguments for the case $h_9 < 0$, we arrive to the general bound for $|h_9|$

$$|h_9| \leq \frac{2\sqrt{2}a\|P\|}{\|\rho_1 - \rho_0\|} e^{\sqrt{2}\|P\| + \gamma_0\sqrt{a^2 + (1-a)^2}}. \quad (43)$$

Since we have an upper bound for $\|P\|$, this gives a theoretical upper bound for $|h_9|$. Notice that in a numerical search we can use the bound in two ways. We can simply search on a grid for all the allowed values of $\|P\|$ and for the values of $|h_9|$ satisfying the bound (43) where $\|P\|$ is replaced by its upper bound. A more efficient approach is to insert the loop for h_9 inside the loop for $\|P\|$ and use the *current* value of $\|P\|$ in (43).

The following section present a numerical example where we implement the above theory.

VI. A CASE STUDY: AN HADAMARD-LIKE TRANSFORMATION ON THE DENSITY MATRIX

We assume we want to perform a rotation of $\theta = \frac{\pi}{4}$, that is an Hadamard-type gate, on the lowest two energy levels of the initial state ρ_0 in (7) with $a = \frac{2}{3}$, that is, we want to perform, in time $T = 1$, the state transfer

$$\rho_0 := \begin{pmatrix} 0 & 0 & 0 \\ 0 & \frac{2}{3} & 0 \\ 0 & 0 & \frac{1}{3} \end{pmatrix} \rightarrow \rho_1 = \begin{pmatrix} 0 & 0 & 0 \\ 0 & \frac{1}{2} & -\frac{1}{6} \\ 0 & -\frac{1}{6} & \frac{1}{2} \end{pmatrix}. \quad (44)$$

Furthermore, we assume in the cost (4),(6), $\gamma_0 = 1$, that is, we give double emphasis on the occupancy as on the energy of the control. We know that the solution pair (trajectory-control) has to satisfy the differential equations (28)-(29), for appropriate parameter h_9 and matrix P of the form (36). In order to obtain bounds for the norm of the matrix P and the parameter h_9 , we solve first the problem for the zero occupancy case $\gamma_0 = 0$. This is done in the following theorem whose proof, given in Appendix B, is obtained by adapting techniques of [46], [48].

Theorem 6. *A control $U = U(t)$ achieving the state transfer (44) and minimizing the cost (6) with $\gamma_0 = 0$, is obtained by the solution of the system (28)-(29) with*

$$P = \frac{\sqrt{3}\pi}{2\sqrt{2}} \begin{pmatrix} 0 & 1 & i \\ -1 & 0 & 0 \\ i & 0 & 0 \end{pmatrix},$$

and $h_9 = \sqrt{2}\pi$. The minimum cost is $J = \frac{3\pi^2}{4}$. By defining $A := ih_9G_9$, The control and trajectory are given by (34).

In the following we will need to approximate the bounds that we obtain for our parameters as in Section V. In every approximation we will choose a larger number when approximating an upper bound and a smaller number when approximating a lower bound. For example if our numerical calculations give 3.1467 for an upper bound we may approximate it as 3.15. Also notice that the optimal in Theorem 6 and in general for any γ_0 is far from being unique as highlighted in the subsection on the elimination of redundancy and symmetries VC. It would be interesting to use this non uniqueness of the control to select the optimal control which has further desirable features, e.g., robustness to parameter and design imperfections. However this is beyond the scope of this paper.

We now apply the bounds on the control norm $\|P\|$ of Subsection VB to our numerical example ($\gamma_0 = 1$ and $a = \frac{2}{3}$). In formula (35) the bound B_L for the cost is given by the cost in the zero occupancy case of Theorem 6, i.e., $B_L = \frac{3\pi^2}{4}$. To obtain the upper bound, B_U , we apply formula (32) (with $\gamma_2 = \gamma_0 = 1$ and $\gamma_1 = 0$) and we calculate the integral

$$\begin{aligned} \int_0^1 \langle G_1, \tilde{\rho}_1(t) \rangle dt &= \int_0^1 \langle G_1, e^{At} e^{(-A+P)t} \rho_0 e^{(A-P)t} e^{-At} \rangle dt \\ &= \int_0^1 \langle G_1, e^{(-A+P)t} \rho_0 e^{(A-P)t} \rangle dt, \end{aligned}$$

with the matrices A and P described in Theorem 6. This gives the upper bound B_U for the cost $B_U = \frac{3\pi^2}{4} + \int_0^1 \langle G_1, e^{(-A+P)t} \rho_0 e^{(A-P)t} \rangle dt$, which gives $B_U \approx 6.4692$. Plugging this in (35), we obtain the following bounds for $\|P\|$

$$3.4839 \leq \|P\| \leq 3.897. \quad (45)$$

As for h_9 , we use (43) with $\gamma_0 = 1$, $a = \frac{2}{3}$ and notice that the right hand side is an increasing function of $\|P\|$ so that replacing for $\|P\|$ the upper bound in (45) we obtain an upper bound for $|h_9|$. We also find it convenient to rescale h_9 with $\tilde{h}_9 := \frac{h_9}{\sqrt{2}}$ so that the reference value which is the value of \tilde{h}_9 for the zero occupancy case is simply $\tilde{h}_9 = \pi$. With this, we calculated the following bound

$$|\tilde{h}_9| \leq 8128. \quad (46)$$

Our numerical search was organized as follows. We first run the MATLAB simulation of system (28), (29) for values of $|\tilde{h}_9|$ in the range $[0, 80]$ for all the values of $\|P\|$ in the range described in (45), by using a stepsize of $\Delta_h = 0.03$ for the values of \tilde{h}_9 and a stepsize approximately (upper bound minus lower bound in (45) divided by 100) $\Delta_P \approx 0.004131$ for $\|P\|$. We recorded in a vector

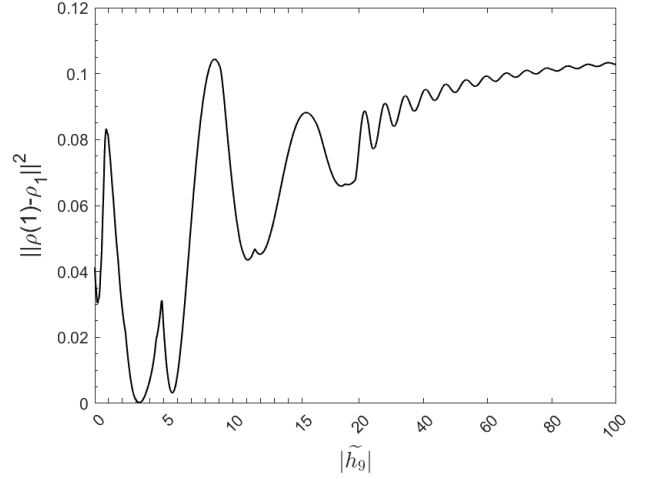


FIG. 1. Minimum distance square ($\|\rho(1) - \rho_1\|^2$) as a function of $|\tilde{h}_9|$ for $|\tilde{h}_9| \in [0, 80]$.

the minimum distance square from the desired value ρ_1 in (44) as a function of $|\tilde{h}_9|$. The plot in Figure 1 shows the behavior such a minimum distance square as a function $|\tilde{h}_9|$. Such a distance starts converging to the initial (worst case) value of $\|\rho_0 - \rho_1\|^2 = \frac{1}{9}$ much earlier than the theoretical bound in (46). We run a separate simulation for values of $|\tilde{h}_9|$ in the interval $[80, 8128]$ (with larger stepsizes) which confirmed this trend and that the error square remains away from zero for larger values of $|\tilde{h}_9|$, and tends to the initial value of $\frac{1}{9}$.

From Figure 1 it appears that there are two minima for the distance square one of which is near the value of π which was the optimal value for the zero occupancy case. From simulations with smaller stepsizes it appeared that the second minimum is always above the first one. Therefore, we focused our search on an interval around the first minimum which we took as $|h_9| \in [3.18, 3.3]$. For the values of $|\tilde{h}_9|$ in this interval we run a similar simulation code obtaining the minimum value of the square error as a function of $\|P\|$ with stepsizes $\Delta_h = 0.01$ for $|\tilde{h}_9|$, $\Delta_P = 0.01$ and $\Delta_{\theta_1} = \Delta_{\theta_2} = \frac{\pi}{100}$ for the angles that appear in the specification of the initial control parameters. We have parametrized the initial matrices P for a fixed $\|P\|$ with two angles θ_1 and θ_2 , and we choose a finer stepsize of $\Delta_{\theta_1} = \Delta_{\theta_2}$ for these angles as well. We obtained the plot in Figure 2 describing the dependence of the minimum error square on $\|P\|$. From this plot it appears that $\|P\|$ has to be in an interval smaller than the original one in (45) for which we took equal to $[3.7839, 3.8539]$.

We run a third program for values of $|\tilde{h}_9|$ and $\|P\|$ in $[3.18, 3.3] \times [3.7839, 3.8539]$, with stepsizes 0.01 for both \tilde{h}_9 and $\|P\|$. Within a single value of $\|P\|$ for the angles θ_1 and θ_2 used in the specification of P the stepsize was taken $\frac{\pi}{100}$. This time we recorded every value of the parameters which gave a final square error below a threshold which we fixed at 5×10^{-5} . We also recorded

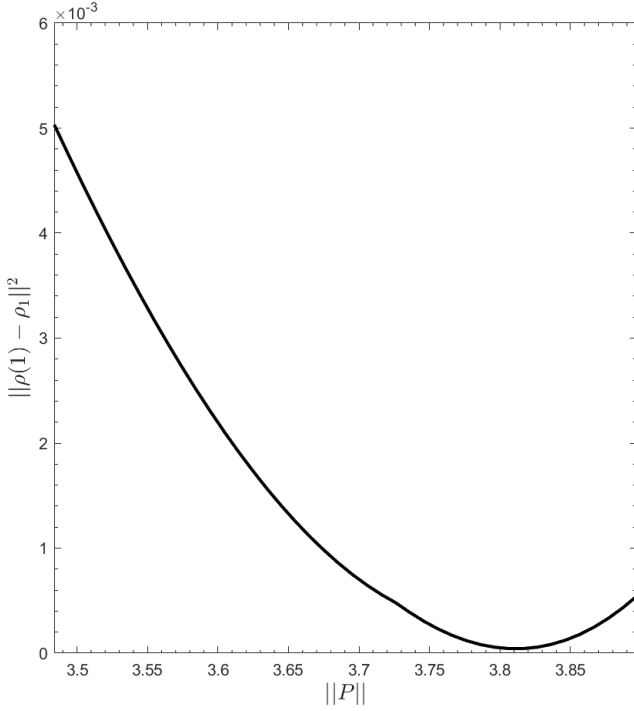


FIG. 2. Minimum distance square ($\|\rho(1) - \rho_1\|^2$) as a function of $\|P\|$ for $|\tilde{h}_9| \in [3.18, 3.3]$.

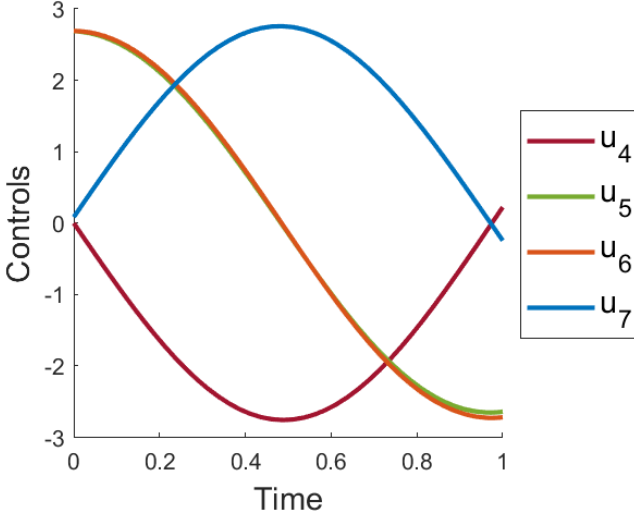


FIG. 3. Time dependence for the optimal controls for the problem with $\gamma_0 = 1$ and state transfer (44)

the square error along with the corresponding value of the cost. This was calculated from the formula (cf. Subsection VB with $\gamma_0 = 1$) $J = \frac{1}{2}\|P\|^2 + 2 \int_0^1 \langle G_1, \rho(t) \rangle dt$. We picked the values of the parameters which gave the minimum cost. These were: $u_4(0) = 0$, $u_5(0) \approx 2.6877$, $u_6(0) \approx 2.6891$, $u_7 \approx 0.0845$, $\tilde{h}_9 \approx 3.253$, with a cost $J \approx 7.597$. This is, within unavoidable numerical error and with good approximation, the optimal control.

The plots of (3) (4) give the the time dependence of the

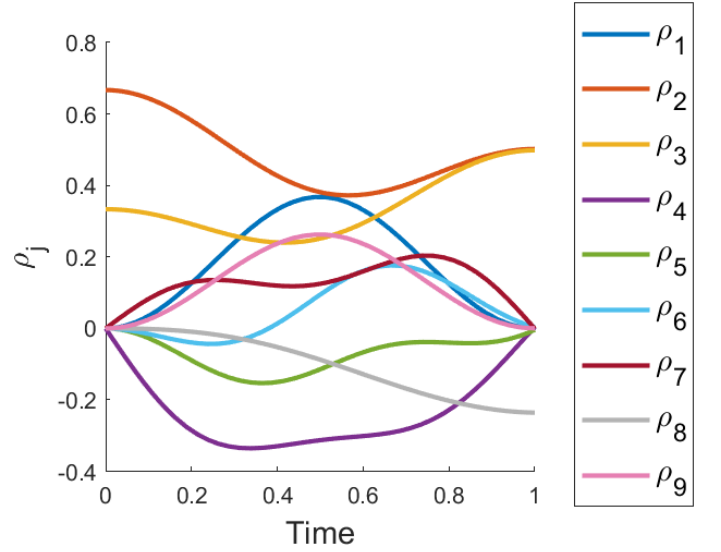


FIG. 4. Time dependence for the optimal density matrix for the problem with $\gamma_0 = 1$ and state transfer (44)

optimal control and trajectory respectively.

VII. CONCLUSIONS

In this work, we developed a framework for optimal state transfer between mixed states for the quantum Lambda system, a configuration appearing in many quantum information processing architectures. Our approach moves beyond adiabatic protocols to design arbitrarily fast, non-adiabatic controls. The optimal control we found balances high fidelity and the energy of the control field.

In order to produce a feasible solution of the optimal control design problem, we applied several techniques to bound the number and size of parameters in the resulting finite dimensional optimization search. These techniques include symmetry reduction, scaling, and averaging methods. In this respect, we believe that the system treated here can be used as a reference to apply similar techniques to different quantum optimal control problems. For such problems the mere application of the Pontryagin's Maximum Principle [42], is usually not sufficient to compute the optimal control, and auxiliary techniques, such as the ones developed in this paper, are needed.

We illustrated our theory with a numerical case study for which we explicitly found optimal controls and trajectories that implement a Hadamard-like gate on a mixed state, while balancing the trade-off between control field energy and occupancy in the unstable, higher energy level. This work provides possible pathways to developing faster, more accurate quantum operations to help build scalable, reliable quantum information processing platforms.

ACKNOWLEDGMENTS

This material is based upon work supported in part by the U. S. Army Research Laboratory and the U. S. Army Research Office under contract/grant number W911NF2310255. D. D'Alessandro also would like to ac-

knowledge support from a Scott Hanna Professorship at Iowa State University.

Appendix A: Proof of the bound (42)

After a standard change of variables, writing $\beta := b + id$,

$$\int_0^\tau [e^{iG_9 s} P e^{-iG_9 s}, \rho_0] ds =$$

$$\sqrt{2} \int_0^{\frac{\tau}{\sqrt{2}}} \begin{pmatrix} 0 & a(p \cos(x) - \beta \sin(x)) & (1-a)(p \sin(x) + \beta \cos(x)) \\ a(p \cos(x) - \beta^* \sin(x)) & 0 & 0 \\ (1-a)(p \sin(x) + \beta^* \cos(x)) & 0 & 0 \end{pmatrix} dx =$$

$$\sqrt{2} \begin{pmatrix} 0 & z & w \\ z^* & 0 & 0 \\ w^* & 0 & 0 \end{pmatrix},$$

with $z := a \left(p \sin(\frac{\tau}{\sqrt{2}}) - \beta(1 - \cos(\frac{\tau}{\sqrt{2}})) \right)$, $w = (1 - a) \left(p(1 - \cos(\frac{\tau}{\sqrt{2}})) + \beta \sin(\frac{\tau}{\sqrt{2}}) \right)$. Calculate the square

norm of the above matrix which is (use the shorthand notation s for $\sin(\frac{\tau}{\sqrt{2}})$ and c for $\cos(\frac{\tau}{\sqrt{2}})$).[59]

$$4(|z|^2 + |w|^2) =$$

$$4(a^2(p^2 s^2 + |\beta|^2(1-c)^2) + (1-a)^2(p^2(1-c)^2 + |\beta|^2 s^2) + ((1-a)^2 - a^2)(2Re(\beta)ps(1-c))) \leq$$

$$4(a^2(p^2 s^2 + |\beta|^2(1-c)^2) + (1-a)^2(p^2(1-c)^2 + |\beta|^2 s^2) + (a^2 - (1-a)^2)(p^2(1-c)^2 + |\beta|^2 s^2))$$

$$= 4a^2(p^2 + |\beta|^2)(s^2 + (1-c)^2) = 8a^2(p^2 + |\beta|^2)(1-c) = 4a^2\|P\|^2(1-c) \leq 8a^2\|P\|^2.$$

Taking the square root, we obtain the bound (42). ,

chosen so that

$$e^A e^{-A+P} \rho_0 e^{A-P} e^{-A} = \rho_1, \quad (\text{B1})$$

and

$$A := \begin{pmatrix} 0 & 0 & 0 \\ 0 & 0 & a \\ 0 & -a & 0 \end{pmatrix}, \quad (\text{B2})$$

$$P := r \begin{pmatrix} 0 & \cos(\theta) & \sin(\theta)e^{i\psi} \\ -\cos(\theta) & 0 & 0 \\ -\sin(\theta)e^{-i\psi} & 0 & 0 \end{pmatrix},$$

Appendix B: The zero occupancy case for the case study of Section VI; Proof of Theorem 6

Define $A := ih_9 G_9 := \begin{pmatrix} 0 & 0 & 0 \\ 0 & 0 & a \\ 0 & -a & 0 \end{pmatrix}$ so as to write the solution of (28) (29) as in (34) The matrices A and P are

for $r > 0$. The cost J , which is equal to $\frac{1}{2}\|P\|^2 = r^2$, must be minimized. Therefore the problem becomes the following:

Problem: Find A and P in (B2) such that (B1) are verified with a minimum value for $r > 0$.

It is easily verified that if $X_f \rho_0 X_f^\dagger = \rho_1$ with ρ_0 and ρ_1 of the form $\begin{pmatrix} 0 & 0 \\ 0 & R \end{pmatrix}$ with R a 2×2 matrix with full rank, as in our case, X_f must be block diagonal. Since in our case $X_f := e^A e^{-A+P}$ and e^A is block diagonal, this implies that e^{-A+P} is block diagonal. This implies the following

Lemma 7. (cf. Proposition II.3 in [46]) Given (B2), define $T \in SU(3)$ as

$$T := \begin{pmatrix} 1 & 0 & 0 \\ 0 & \cos(\theta) & \sin(\theta)e^{i\psi} \\ 0 & -\sin(\theta)e^{-i\psi} & \cos(\theta) \end{pmatrix}.$$

Then

$$T e^{-A+P} T^\dagger = \begin{pmatrix} e^{i\phi} & 0 & 0 \\ 0 & e^{i\phi} & 0 \\ 0 & 0 & e^{-2i\phi} \end{pmatrix}, \quad (\text{B3})$$

for some $\phi \in \mathbb{R}$. If in addition $|\cos(\theta)| \neq |\sin(\theta)|$ or $\cos(\psi) \neq 0$, then $T e^{-A+P} T^\dagger$, and therefore e^{-A+P} , is a scalar matrix.

Proof. Let $X_f = e^{-A+P}$. Since X_f commutes with $-A+P$ we get $-X_f A X_f^\dagger + X_f P X_f^\dagger = -A+P$. Separating the block diagonal and the block antidiagonal parts in this equality we get that X_f commutes with both A and P . Equivalently $T X_f T^\dagger$ commutes with both $T A T^\dagger$ and $T P T^\dagger$. Let us calculate $T P T^\dagger$ with P in (B2) which gives

$$T P T^\dagger := r \begin{pmatrix} 0 & 1 & 0 \\ -1 & 0 & 0 \\ 0 & 0 & 0 \end{pmatrix}.$$

By writing $T X_f T^\dagger$ as a general block diagonal matrix in $SU(3)$ and imposing that it commutes with $T P T^\dagger$ we obtain the form (B3).

Use now the fact that $T X_f T^\dagger$ commutes with $T A T^\dagger$ where $T A T^\dagger$ is calculated as

$$a \begin{pmatrix} 0 & 0 & 0 \\ 0 & -i \sin(2\theta) \sin(\psi) & \cos^2(\theta) + \sin^2(\theta) e^{2i\psi} \\ 0 & -(\cos^2(\theta) + \sin^2(\theta) e^{-2i\psi}) & i \sin(2\theta) \sin(\psi) \end{pmatrix}.$$

Commutativity of $T X_f T^\dagger$ in (B3) with $T A T^\dagger$ is equivalent to commutativity of $T X_f T^\dagger$ with $\begin{pmatrix} 0 & 0 & 0 \\ 0 & 0 & w \\ 0 & -w^* & 0 \end{pmatrix}$,

with $w := \cos^2(\theta) + \sin^2(\theta) e^{2i\psi}$ and if $w \neq 0$ implies that $T X_f T^\dagger$ and therefore X_f is a scalar matrix. $w = 0$ is equivalent to $e^{-i\psi} w = \cos^2(\theta) e^{-i\psi} + \sin^2(\theta) e^{i\psi} = \cos(\psi) + i \sin(\psi) (\sin^2(\theta) - \cos^2(\theta)) = 0$. Therefore if $\cos(\psi) \neq 0$ or $|\cos(\theta)| \neq |\sin(\theta)|$, X_f is a scalar matrix as claimed. \square

According to the previous Lemma, we have to consider two cases: **Case 1:** $\cos(\psi) \neq 0$ and/or $\sin^2(\theta) \neq \cos^2(\theta)$, in which case e^{-A+P} must be a scalar matrix (in $SU(3)$); **Case 2:** $\cos(\psi) = 0$ and $\sin^2(\theta) = \cos^2(\theta)$, in which case $T e^{-A+P} T^\dagger = \text{diag}(e^{i\phi}, e^{i\phi}, e^{-2i\phi})$. In the following two subsections we consider the two cases. We remark that although we consider the state transformation (44) the treatment can be extended to general state transformations.

1. Case 1: e^{-A+P} scalar

Since e^{-A+P} is scalar $\rho_1 = e^A e^{-A+P} \rho_0 e^{A-P} e^{-A} = e^A \rho_0 e^{-A}$ which is equivalent to $\sin(2a) = 1$, that is,

$$a = \frac{\pi}{4} + l\pi, \quad l \text{ integer}. \quad (\text{B4})$$

e^{-A+P} is a scalar matrix if and only if

$$i(-A+P) = \begin{pmatrix} 0 & ir \cos(\theta) & ir \sin(\theta) e^{i\psi} \\ -ir \cos(\theta) & 0 & -ia \\ -ir \sin(\theta) e^{-i\psi} & ia & 0 \end{pmatrix}, \quad (\text{B5})$$

has three coinciding (real) eigenvalues up to multiples of 2π , that is,

$$\begin{aligned} \lambda_1 &= \frac{2k\pi}{3}, \quad \lambda_2 = \frac{2k\pi}{3} + 2m\pi, \\ \lambda_3 &= -(\lambda_1 + \lambda_2) = \frac{2k\pi}{3} - 2(m+k)\pi. \end{aligned} \quad (\text{B6})$$

Calculating the characteristic polynomial of the matrix $i(-A+P)$ in (B5) and imposing this condition leads to

$$\lambda^3 - (r^2 + a^2)\lambda + \sin(2\theta) \sin(\psi) a r^2 = \lambda^3 - [\lambda_1^2 + \lambda_2^2 + \lambda_1 \lambda_2] \lambda + \lambda_1 \lambda_2 (\lambda_1 + \lambda_2),$$

which leads to the two conditions

$$r^2 + a^2 = \lambda_1^2 + \lambda_2^2 + \lambda_1 \lambda_2,$$

$$\lambda_1 \lambda_2 (\lambda_1 + \lambda_2) = \sin(2\theta) \sin(\psi) a r^2.$$

Since $\sin(2\theta)$ and $\sin(\psi)$ are free parameters subject to the condition that are not both with absolute value equal to 1 (otherwise we would be in the situation of **Case 2**), defining $\phi_l = |a|, [60]$ the problem becomes to minimize

$$r^2 = \lambda_1^2 + \lambda_2^2 + \lambda_1 \lambda_2 - \phi_l^2 > 0, \quad (\text{B7})$$

subject to $-\phi_l r^2 < \lambda_1 \lambda_2 (\lambda_1 + \lambda_2) < \phi_l r^2$, which is ,

$$-\phi_l (\lambda_1^2 + \lambda_2^2 + \lambda_1 \lambda_2 - \phi_l^2) < \lambda_1 \lambda_2 (\lambda_1 + \lambda_2) < \phi_l (\lambda_1^2 + \lambda_2^2 + \lambda_1 \lambda_2 - \phi_l^2), \quad (\text{B8})$$

where λ_1, λ_2 and ϕ_l are restricted to values given in (B6) and (B4). Therefore, the problem is a *constrained integer optimization problem*. To solve it, it is first useful to eliminate a factor 2π which appears everywhere and to define $\hat{r}, \hat{\phi}_l, \hat{\lambda}_1, \hat{\lambda}_2 := \frac{\{r, \phi_l, \lambda_1, \lambda_2\}}{2\pi}$. Therefore the problem becomes to minimize the hatted quantity corresponding to (B7) with the hatted constrained corresponding to (B8), with (from (B6))

$$\hat{\lambda}_1 = \frac{k}{3}, \quad \hat{\lambda}_2 = \frac{k}{3} + m, \quad \hat{\phi}_l := \left\lfloor \frac{1}{8} + \frac{l}{2} \right\rfloor. \quad (\text{B9})$$

A direct verification shows that condition (B8) splits into two conditions of the form

$$\left(\hat{\phi}_l + \hat{\lambda}_1 \right) \left(\hat{\phi}_l - (\hat{\lambda}_1 + \hat{\lambda}_2) \right) \left(\hat{\phi}_l + \hat{\lambda}_2 \right) < 0 \quad (\text{B10})$$

$$\left(\hat{\phi}_l - \hat{\lambda}_1 \right) \left(\hat{\phi}_l + (\hat{\lambda}_1 + \hat{\lambda}_2) \right) \left(\hat{\phi}_l - \hat{\lambda}_2 \right) < 0. \quad (\text{B11})$$

Analysis of the region described by (B10) (B11)

Since we can arbitrarily permute λ_1, λ_2 and $\lambda_3 = -(\lambda_1 + \lambda_2)$ we shall assume, without loss of generality, that

$$\hat{\lambda}_1 \geq \hat{\lambda}_2 \geq -(\hat{\lambda}_1 + \hat{\lambda}_2). \quad (\text{B12})$$

Notice that this implies $\hat{\lambda}_1 \geq 0$. Under this assumption, let us analyze, which sign combinations are possible in (B10) and (B11). Let us start with (B10).

The sign combination $++-$ is not possible because we would have $\hat{\phi}_l > \hat{\lambda}_1 + \hat{\lambda}_2$ and $\hat{\phi}_l < -\hat{\lambda}_2$ which would imply $\hat{\lambda}_2 < -(\hat{\lambda}_1 + \hat{\lambda}_2)$ which contradicts (B12). Similarly the combination $-++$ is not possible because $\hat{\phi}_l < -\hat{\lambda}_1$ and $\hat{\phi}_l > \hat{\lambda}_1 + \hat{\lambda}_2$ would imply $\hat{\lambda}_1 < -(\hat{\lambda}_1 + \hat{\lambda}_2)$ which again contradicts (B12). In fact any combination $-**$ is not possible, since $\hat{\phi}_l < -\hat{\lambda}_1$ would imply $\hat{\phi}_l < 0$. Therefore we only consider the sign combination $+-+$ for (B10)

Let us now analyze (B11). The combination $+-+$ is not possible because (again together with (B12)) would mean $\hat{\phi}_l > \hat{\lambda}_1 \geq -(\hat{\lambda}_1 + \hat{\lambda}_2) > \hat{\phi}_l$, a contradiction. Analogously, the combination $++-$ is not possible because it

would imply $\hat{\phi}_l > \hat{\lambda}_1 \geq \hat{\lambda}_2 > \hat{\phi}_l$, another contradiction. This leaves the combinations $---$ and $-++$ for (B11).

Now the combination $+-+$ for (B10) together with $---$ for (B11) is not possible because $\hat{\phi}_l > -\hat{\lambda}_2$ and $\hat{\phi}_l < \hat{\lambda}_2$ would imply $\hat{\lambda}_2 > 0$. However this would give that $\hat{\phi}_l < -(\hat{\lambda}_1 + \hat{\lambda}_2) < 0$ which has to be excluded. We are left with the combination $+-+$ for (B10) and $-++$ for (B11). This gives that the following inequalities have to be satisfied simultaneously. From (B10)

$$\hat{\phi}_l > -\hat{\lambda}_1, \quad \hat{\phi}_l < \hat{\lambda}_1 + \hat{\lambda}_2, \quad \hat{\phi}_l > -\hat{\lambda}_2; \quad (\text{B13})$$

From (B11)

$$\hat{\phi}_l < \hat{\lambda}_1, \quad \hat{\phi}_l > -\hat{\lambda}_1 - \hat{\lambda}_2, \quad \hat{\phi}_l > \hat{\lambda}_2; \quad (\text{B14})$$

From the first one of (B14) we get that $\hat{\lambda}_1$ is strictly positive which makes the first one of (B13) obvious. (B12) implies that the third one of (B14) implies the second one of (B14) which is therefore redundant. Combining the remaining inequality, the region to explore for $\hat{\phi}_l$ is

$$0 \leq |\hat{\lambda}_2| < \hat{\phi}_l < \min\{\hat{\lambda}_1, \hat{\lambda}_1 + \hat{\lambda}_2\} \quad (\text{B15})$$

We now consider the definitions of $\hat{\lambda}_1$ and $\hat{\lambda}_2$ in terms of k and m and identify the values of k and m which are compatible with (B15). We need both $\hat{\lambda}_1 > |\hat{\lambda}_2|$ and $\hat{\lambda}_1 + \hat{\lambda}_2 > |\hat{\lambda}_2|$. The first inequality gives $-\frac{2k}{3} < m < 0$ which implies $\hat{\lambda}_1 + \hat{\lambda}_2 = \frac{2k}{3} + m > 0$. With this, the second inequality, which is $|\frac{k}{3} + m| < \frac{2k}{3} + m$, gives $-\frac{k}{2} < m$. Therefore the values of $k > 0$ and m to be considered are such that m is in the interval $(-\frac{k}{2}, 0)$. In particular

1. (Case A) If $m \in [-\frac{k}{3}, 0)$ the minimum in (B15) is $\frac{k}{3}$.
2. (Case B) If $m \in (-\frac{k}{2}, -\frac{k}{3})$, the minimum in (B15) is $\frac{2k}{3} + m$.

Minimization of \hat{r}^2

The minimization of r^2 in (B7) is obtained with a min/min procedure. One first fix k and m in (B9) so

that m is in the interval $(-\frac{k}{2}, 0)$ as described above and finds l so that $\hat{\phi}_l^2$ is maximized over the region (B15). This gives for \hat{r}^2 a function of k and m only which is then minimized. It is convenient to write $k := 3j + s$ with $s = 0, 1, 2$. Notice that both j and s cannot be zero since $k > 0$. Let us consider the above cases A and B separately.

Case A:=

1. If $s = 0$, the maximum of $\hat{\phi}_l$ is $\hat{\phi}_l := \frac{k}{3} - \frac{1}{8}$. It is achieved for $l = -\frac{2k}{3} = -2j$

Proof. If $l \leq 0$ the constraint is written as $\frac{l}{2} + \frac{1}{8} < j$ which gives $l < 2j - \frac{1}{4}$ with the maximum achieved at $l = 2j - 1$. Thus the value of $\hat{\phi}_l$ is $\hat{\phi}_l = \frac{l}{2} + \frac{1}{8} = \frac{2j-1}{2} + \frac{1}{8} = j - \frac{3}{8}$. If $l < 0$, $\hat{\phi}_l = \frac{|l|}{2} - \frac{1}{8}$. It is maximized for $|l| = 2j$ which gives the value for $\hat{\phi}_l = j - \frac{1}{8} = \frac{k}{3} - \frac{1}{8}$. Since this value is bigger then the previous one, this is the maximum. \square

The proofs of the following statements are similar.

2. If $s = 1$, the maximum of $\hat{\phi}_l$ is $\hat{\phi}_l := \frac{k-1}{3} + \frac{1}{8}$. It is achieved for $l = \frac{2(k-1)}{3} = 2j$
3. If $s = 2$, the maximum of $\hat{\phi}_l$ is $\hat{\phi}_l := \frac{k-2}{3} + \frac{5}{8}$. It is achieved for $l = \frac{2(k-2)}{3} + 1 = 2j + 1$

Case B:=

1. If $s = 0$, the maximum of $\hat{\phi}_l$ is $\hat{\phi}_l := 2\frac{k}{3} + m - \frac{1}{8}$. It is achieved for $l = -4j - 2m = -\frac{4k}{3} - 2m$ (Notice the continuity with Case A when $m = -\frac{k}{3}$).
2. If $s = 1$, the maximum of $\hat{\phi}_l$ is $\hat{\phi}_l := 2\frac{k-1}{3} + m + \frac{5}{8}$. It is achieved for $l = \frac{4(k-1)}{3} + 2m + 1 = 4j + 2m + 1$.
3. If $s = 2$, the maximum of $\hat{\phi}_l$ is $\hat{\phi}_l := 2\frac{k-2}{3} + m + \frac{9}{8}$. It is achieved for $l = \frac{4(k-2)}{3} + 2m + 2 = 4j + 2m + 2$.

Let us now write the ‘hatted’ version of r^2 in (B7) by replacing the values $\hat{\lambda}_1$ and $\hat{\lambda}_2$ in (B9). Since we want to minimize this over k and m , for m in the interval $(-\frac{k}{2}, 0)$ we replace $\hat{\phi}_l^2$ with the *maximum* over l of $\hat{\phi}_l$ which is calculated as above and it is a function of k and m . We denote this function by $F = F(k, m)$. Therefore the problem is to minimize over k and m ,

$$\begin{aligned} \hat{r}^2 &= \hat{\lambda}_1^2 + \hat{\lambda}_2^2 + \hat{\lambda}_1 \hat{\lambda}_2 - F(k, m) \\ &= \frac{k^2}{3} + mk + m^2 - F(k, m). \end{aligned} \quad (\text{B16})$$

We fix $k > 0$ and minimize such a function over $m \in (-\frac{k}{2}, 0)$, and then minimize over k . If $m \in [-\frac{k}{3}, 0)$, $F(k, m)$ does not depend on m . The only dependence on m in (B16) comes from the term $mk + m^2$ which is

increasing with m , since we have $m > -\frac{k}{2}$, the minimum is obtained at the smallest integer greater than or equal to $-\frac{k}{3}$. As before we write $k = 3j + s$, $s = 0, 1, 2$ and consider the three cases, using the expressions of $F(k)$ calculated above in the Case A. In all cases the minimizing m is $m = -j$.

1. If $s = 0$ the minimum \hat{r}^2 as a function of j is

$$\hat{r}^2 = \frac{k^2}{3} - jk + j^2 - \left(j - \frac{1}{8}\right)^2 = \frac{j}{4} - \frac{1}{64}. \quad (\text{B17})$$

2. If $s = 1$ the minimum \hat{r}^2 as a function of j is

$$\hat{r}^2 = \frac{k^2}{3} - jk + j^2 - \left(j + \frac{1}{8}\right)^2 = \frac{3}{4}j + \frac{61}{192} \quad (\text{B18})$$

3. If $s = 2$ the minimum \hat{r}^2 as a function of j is

$$\hat{r}^2 = \frac{k^2}{3} - jk + j^2 - \left(j + \frac{5}{8}\right)^2 = \frac{3}{4}j + \frac{181}{192} \quad (\text{B19})$$

We now consider the Case B above, that is, $m \in (-\frac{k}{2}, -\frac{k}{3})$. An examination of all cases ($s = 0, 1, 2$) above shows that the minimum $\hat{\phi}_l$ is always of the form $\hat{\phi}_l = m + f_s(k)$, where in the cases $s = 0, 1, 2$, we have $f_0(k) = \frac{2k}{3} - \frac{1}{8}$, $f_1(k) = \frac{2k}{3} - \frac{1}{24}$, $f_2(k) = \frac{2k}{3} - \frac{5}{24}$, respectively. With these expressions \hat{r} has the form (after the maximization of $\hat{\phi}_l$)

$$\begin{aligned} \hat{r}^2 &= \frac{k^2}{3} + km + m^2 - (m + f_s(k))^2 \\ &= \frac{k^2}{3} + (k - 2f_s(k))m - f_s^2(k), \end{aligned} \quad (\text{B20})$$

and a direct verification of the three case, $s = 0, 1, 2$, shows that the coefficient $(k - 2f_s(k))$ is always < 0 , so that the function decreases with m . The minimum (for fixed k) is achieved at the largest integer (if any) which is strictly less than $-\frac{k}{3}$ and strictly greater than $-\frac{k}{2}$. By writing $k = 3j + s$, such an integer m is in all cases $m = -j - 1$ with the restriction that $j > 2 - s$. Replacing in (B20) we find the three cases similarly to (B17) (B18) (B19)

1. If $s = 0$ the minimum \hat{r}^2 as a function of j is (replacing $f_0(k)$ in (B20)) and for $m = -j - 1$,

$$\begin{aligned} \hat{r}^2 &= \frac{(3j)^2}{3} + \left(3j - 2\left(j - \frac{1}{8}\right)\right)m - \left(j - \frac{1}{8}\right)^2 \\ &= j^2 - j - \frac{17}{64} \quad (j > 2) \end{aligned} \quad (\text{B21})$$

2. If $s = 1$ the minimum \hat{r}^2 as a function of j is (replacing $f_1(k)$ in (B20)) and for $m = -j - 1$,

$$\begin{aligned} \hat{r}^2 &= \frac{(3j+1)^2}{3} + \left(3j+1 - 2\left(2j + \frac{5}{8}\right)\right)m - \left(2j + \frac{5}{8}\right)^2 \\ &= \frac{3j}{4} + \frac{37}{192}. \quad (j > 1) \end{aligned} \quad (\text{B22})$$

3. If $s = 2$ the minimum \hat{r}^2 as a function of j is (replacing $f_2(k)$ in (B20)) and for $m = -j - 1$,

$$\begin{aligned}\hat{r}^2 &= \frac{(3j+2)^2}{3} + \left(3j+2 - 2\left(2j + \frac{27}{24}\right)\right)m - \left(2j + \frac{27}{24}\right)^2 \\ &= \frac{3}{4}j + \frac{61}{192} \quad (j > 0)\end{aligned}\tag{B23}$$

Finally we have to minimize over k the previous expressions in (B17)-(B19), (B21)-(B23). Consider again $k = 3j + s$ and the three possibilities $s = 0, 1, 2$. By comparing (B17) (which has the only restriction $j \geq 1$) and (B21), we find that the minimum is achieved for $j = 1$ and it is $\frac{15}{64}$. For $s = 1$ by comparing (B18) (which has the only restriction $j \geq 1$) and (B22), we find that the minimum is achieved for $j = 1$ and it is $\frac{3}{4} + \frac{61}{192}$. Finally for $s = 2$ by comparing (B19) (which has the only restriction $j \geq 1$) and (B23), we find that the minimum is achieved for $j = 1$ and it is $\frac{3}{4} + \frac{61}{192}$. Comparing the three cases, the minimum is $\frac{15}{64}$ achieved for $j = 1$ $s = 0$, which is $k = 3$, $m = \frac{-k}{3} = -1$. The corresponding value of l is obtained from the first subcase of case A above and it is $l = -2$. By multiplying \hat{r} by 2π we obtain the possible minimum value for r^2 with the constraint that $|\sin(2\theta)\sin(\psi)| < 1$ in (B2). We summarize:

Lemma 8. *The minimum possible value for the cost $J = r^2$ under the assumption that $|\sin(2\theta)\sin(\psi)| < 1$ in (B2) is*

$$r_{min}^2 = \frac{15\pi^2}{16}.$$

2. Case 2: e^{-A+P} possibly nonscalar

In this case $|\sin(2\theta)| = 1$ and $|\sin(\psi)| = 1$. Let us rewrite A and P in (B2) as (notice we take $r > 0$ using the observations in Subsection V C)

$$P = \begin{pmatrix} 0 & \frac{r}{\sqrt{2}} & \frac{ir}{\sqrt{2}} \\ -\frac{r}{\sqrt{2}} & 0 & 0 \\ \frac{ir}{\sqrt{2}} & 0 & 0 \end{pmatrix}, \quad A = \begin{pmatrix} 0 & 0 & 0 \\ 0 & 0 & a \\ 0 & -a & 0 \end{pmatrix}.$$

Consider the similarity transformation $(-A + P) \rightarrow T(-A + P)T^\dagger$ with

$$T := \begin{pmatrix} 1 & 0 & 0 \\ 0 & \frac{1}{\sqrt{2}} & \frac{i}{\sqrt{2}} \\ 0 & \frac{i}{\sqrt{2}} & \frac{1}{\sqrt{2}} \end{pmatrix},$$

which gives

$$T(-A + P)T^\dagger = \begin{pmatrix} 0 & r & 0 \\ -r & ia & 0 \\ 0 & 0 & ia \end{pmatrix}.$$

We explicitly calculate $e^{T(-A+P)T^\dagger}$ which gives

$$e^{T(-A+P)T^\dagger} = \begin{pmatrix} e^{i\frac{a}{2}} & 0 & 0 \\ 0 & e^{i\frac{a}{2}} & 0 \\ 0 & 0 & e^{-ia} \end{pmatrix} \begin{pmatrix} \left(\cos(\omega r)\mathbf{1}_2 + \frac{\sin(\omega r)}{\omega}\Omega\right) & 0 \\ 0 & 1 \end{pmatrix},$$

where $\Omega := \begin{pmatrix} -\frac{ia}{2r} & 1 \\ -1 & \frac{ia}{2r} \end{pmatrix}$ and $\omega := \sqrt{1 + \frac{a^2}{4r^2}}$. Since $e^{T(-A+P)T^\dagger}$ must be block diagonal (with diagonal blocks of dimension 1 and 2 in that order) we must have $\sin(\omega r) = 0$, which gives the first condition relating a and r , that is,

$$\omega r = \frac{\sqrt{4r^2 + a^2}}{2} = l\pi. \tag{B24}$$

With this condition we distinguish two cases: l odd and l even.

l odd

We have

$$Te^{(-A+P)T^\dagger} = \begin{pmatrix} -e^{i\frac{a}{2}} & 0 & 0 \\ 0 & -e^{i\frac{a}{2}} & 0 \\ 0 & 0 & e^{-ia} \end{pmatrix},$$

so that

$$\begin{aligned}e^{(-A+P)} &= T^\dagger \begin{pmatrix} -e^{i\frac{a}{2}} & 0 & 0 \\ 0 & -e^{i\frac{a}{2}} & 0 \\ 0 & 0 & e^{-ia} \end{pmatrix} T \\ &= \begin{pmatrix} -e^{i\frac{a}{2}} & 0 \\ 0 & -ie^{-\frac{ia}{4}}K \end{pmatrix},\end{aligned}$$

with $K := \begin{pmatrix} \sin(\frac{3a}{4}) & \cos(\frac{3a}{4}) \\ -\cos(\frac{3a}{4}) & \sin(\frac{3a}{4}) \end{pmatrix}$. Calculating $e^A e^{-A+P}$, we obtain

$$e^A e^{-A+P} = \begin{pmatrix} -e^{i\frac{a}{2}} & 0 \\ 0 & -ie^{-i\frac{a}{4}} \tilde{K} \end{pmatrix},$$

$$\text{with } \tilde{K} = \begin{pmatrix} \cos(a) & \sin(a) \\ -\sin(a) & \cos(a) \end{pmatrix} K =$$

$$\left\{ X \in SU(3) \mid X = \begin{pmatrix} e^{-i\hat{\phi}} & 0 & 0 \\ 0 & \cos(\theta)e^{i\lambda} & \sin(\theta)e^{i\mu} \\ 0 & -\sin(\theta)e^{i\lambda} & \cos(\theta)e^{i\mu} \end{pmatrix}, \frac{1}{2} - \frac{(1-2a)}{2} \cos(2\theta) = b, \frac{(1-2a)}{2} \sin(2\theta) = N \right\}. \quad (\text{B25})$$

The condition of formula (B25) for our problem gives $\theta = \frac{\pi}{4} + k\pi$ for integer k and using $\theta = \frac{\pi}{2} + \frac{a}{4}$ as in the previous calculation, we get the condition for a

$$a = (4k - 1)\pi. \quad (\text{B26})$$

Plugging this into (B24) we have to find integers k and odd l to minimize

$$4r^2 = (4l^2 - (4k - 1)^2)\pi^2 > 0$$

The minimum is achieved for $k = 0$ and $l = 1$ which gives $3\pi^2$ on the right hand side. If $k > 0$, the condition $4l^2 - (4k - 1)^2 > 0$ gives $|l| > -\frac{1}{2} + 2k$, and since l is an (odd) integer, we have $|l| \geq 2k$, which gives $4l^2 - (4k - 1)^2 \geq 8k - 1 \geq 7 > 3$. Analogously one sees that if $k < 0$ we obtain a value > 3 .

l even

The treatment is similar to the l odd case. We have

$$T e^{(-A+P)} T^\dagger = \begin{pmatrix} e^{i\frac{a}{2}} & 0 & 0 \\ 0 & e^{i\frac{a}{2}} & 0 \\ 0 & 0 & e^{-ia} \end{pmatrix},$$

so that

$$e^{(-A+P)} = T^\dagger \begin{pmatrix} e^{i\frac{a}{2}} & 0 & 0 \\ 0 & e^{i\frac{a}{2}} & 0 \\ 0 & 0 & e^{-ia} \end{pmatrix} T = \begin{pmatrix} e^{i\frac{a}{2}} & 0 \\ 0 & e^{-i\frac{a}{4}} H \end{pmatrix},$$

with $H := \begin{pmatrix} \cos(\frac{3a}{4}) & -\sin(\frac{3a}{4}) \\ \sin(\frac{3a}{4}) & \cos(\frac{3a}{4}) \end{pmatrix}$. Calculating $e^A e^{-A+P}$, we obtain

$$e^A e^{-A+P} = \begin{pmatrix} e^{i\frac{a}{2}} & 0 \\ 0 & e^{-i\frac{a}{4}} \tilde{H} \end{pmatrix},$$

$\begin{pmatrix} \cos(\frac{\pi}{2} + \frac{a}{4}) & \sin(\frac{\pi}{2} + \frac{a}{4}) \\ -\sin(\frac{\pi}{2} + \frac{a}{4}) & \cos(\frac{\pi}{2} + \frac{a}{4}) \end{pmatrix}$. In general, direct verification shows that with ρ_0 and ρ_1 given in (7) (11), the set of matrices X in $SU(3)$ such that $X\rho_0 X^\dagger = \rho_1$ is given by

$$\text{with } \tilde{H} = \begin{pmatrix} \cos(a) & \sin(a) \\ -\sin(a) & \cos(a) \end{pmatrix} H =$$

$\begin{pmatrix} \cos(\frac{a}{4}) & \sin(\frac{a}{4}) \\ -\sin(\frac{a}{4}) & \cos(\frac{a}{4}) \end{pmatrix}$. Using again the condition from formula (B25) for our problem gives $\theta = \frac{\pi}{4} - k\pi$ for integer k and using $\theta = \frac{a}{4}$ as in the previous calculation, we get the condition for a

$$a = \pi + 4k\pi. \quad (\text{B27})$$

Plugging this into (B24) we have to find integers k and even l to minimize

$$4r^2 = (4l^2 - (1 + 4k)^2)\pi^2 > 0.$$

We notice that, if $k \geq 0$, for fixed value of k , the optimal admissible value of even l is $2k + 2$ which gives $(4l^2 - (1 + 4k)^2) \geq 24k + 15 \geq 15$. Therefore this is not the optimal. If $k < 0$, the optimal value for $|l|$ is $|l| = 3|k|$ which gives $4l^2 - (1 + 4k)^2 = 16k^2 - 4l^2 - (1 + 4k)^2 \geq 7 > 3$. Thus, this also not optimal.

3. Summary of Cases 1 and 2 and conclusion of the proof

It follows from the previous discussion that the minimal cost r^2 is found in the Case 2 of Subsection B 2 since we found a value of $J = r^2 = \frac{3}{4}\pi^2$ smaller than the minimum value found in Case 1 of Section B 1 which was of $J = r^2 = \frac{15}{16}\pi^2$. Using the corresponding value $r = \frac{\sqrt{3}\pi}{2}$ and the value a obtained from (B26) with $k = 0$ as described above, which gives the matrices of Theorem 6.

[1] H.-P. Breuer and F. Petruccione, *The Theory of Open Quantum Systems* (Oxford University Press, 2007).

[2] D. D'Alessandro, E. Jonckheere, and R. Romano, Proceedings of Mathematical Theory of Networks and Sys-

- tems , 1677 (2014).
- [3] N. Khanejal, R. Brockett, and S. J. Glaser, *Physical Review A* **63**, 032308 (2001).
 - [4] N. Khaneja, S. J. Glaser, and R. Brockett, *Physical Review A* **65**, 032301 (2002).
 - [5] D. Sugny and C. Kontz, *Physical Review A* **77**, 063420 (2008).
 - [6] G. C. Hegerfeldt, *Physical Review Letters* **111**, 260501 (2013).
 - [7] A. Garon, S. J. Glaser, and D. Sugny, *Physical Review A* **88**, 043422 (2013).
 - [8] S. Bao, S. Kleer, R. Wang, and A. Rahmani, *Physical Review A* **97**, 062343 (2018).
 - [9] L. V. Damme, Q. Ansel, S. J. Glaser, and D. Sugny, *Physical Review A* **98**, 043421 (2018).
 - [10] N. Dupont, G. Chatelain, L. Gabardos, M. Arnal, J. Billy, B. Peaudecerf, D. Sugny, and D. Guéry-Odelin, *Physical Review X Quantum* **2**, 040303 (2021).
 - [11] E. Dionis and D. Sugny, *Physical Review A* **107**, 032613 (2023).
 - [12] V. Evangelakos, E. Paspalakis, and D. Stefanatos, *Physical Review A* **108**, 062425 (2023).
 - [13] O. Fresse-Colson, S. Guérin, X. Chen, and D. Sugny, *Physical Review A* **112**, 022618 (2025).
 - [14] G. Dirr and U. Helmke, *GAMM-Mitteilungen* **31**, 59 (2008).
 - [15] B. B. Zhou, A. Baksic, H. Ribeiro, C. G. Yale, F. J. Heremans, P. C. Jerger, A. Auer, G. Burkard, A. A. Clerk, and D. D. Awschalom, *Nature Physics* **13** (2016).
 - [16] B. B. Zhou, P. C. Jerger, V. O. Shkolnikov, F. J. Heremans, G. Burkard, and D. D. Awschalom, *Physical Review Letters* **119**, 140503 (2017).
 - [17] M. L. Goldman, T. L. Pattil, D. Levonian, S. F. Yelin, and M. D. Lukin, *Physical Review Letters* **124**, 153203 (2020).
 - [18] L.-M. Duan, *Science* **292**, 1695 (2001).
 - [19] D. Hucul, I. V. Inlek, G. Vittorini, C. Crocker, S. Debnath, S. M. Clark, and C. Monroe, *Nature Physics* **11**, 37 (2015).
 - [20] H. Takahashi, E. Kassa, C. Christoforou, and M. Keller, *Physical Review Letters* **124**, 013602 (2020).
 - [21] A. Donarini, M. Niklas, M. Schaffberger, N. Paradiso, C. Strunk, and M. Grifoni, *Nature Communications* **10**, 381 (2019).
 - [22] S. G. Carter, S. C. Badescu, A. S. Bracker, M. K. Yakes, K. X. Tran, J. Q. Grim, and D. Gammon, *Physical Review Letters* **126**, 107401 (2021).
 - [23] M. Khazali, *Scientific Reports* **14**, 15412 (2024).
 - [24] G. Falci, A. L. Cognata, M. Berritta, A. D'Arrigo, E. Paladino, and B. Spagnolo, *Physical Review B* **87**, 214515 (2013).
 - [25] K. S. Kumar, A. Vepsäläinen, S. Danilin, and G. S. Paraoanu, *Nature Communications* **7**, 10628 (2016).
 - [26] A. Kinos, L. Rippe, S. Kröll, and A. Walther, *Physical Review A* **104**, 052624 (2021).
 - [27] T. F. Havel, D. G. Cory, S. Lloyd, N. Boulant, E. M. Fortunato, M. A. Pravia, G. Teklemariam, Y. S. Weinstein, A. Bhattacharyya, and J. Hou, *American Journal of Physics* **70**, 345 (2002).
 - [28] A. Vezvaei, E. Takou, P. Hilaire, M. Doty, and S. Economou, *Physical Review X Quantum* **4**, 030312 (2023).
 - [29] M. Fleishhauer, A. Imamoglu, and J. P. Marangos, *Review of Modern Physics* **77** (2005).
 - [30] L. Ma, O. Slattery, and X. Tang, *Journal of Optics* (2017).
 - [31] N. Timoney, I. Baumgart, M. Johanning, A. F. Varón, M. B. Plenio, A. Retzker, and C. Wunderlich, *Nature* , 185–188 (2011).
 - [32] N. V. Vitanov, A. A. Rangelov, B. W. Shore, and K. Bergmann, *Reviews of Modern Physics* **89**, 015006 (2017).
 - [33] K. Debnath, A. H. Küllerich, A. Benseny, and K. Mølmer, *Physical Review A* **100**, 023813 (2019).
 - [34] C. Simon, G. Weihs, and A. Zeilinger, *Physical Review Letters* **84**, 2993 (2000).
 - [35] D. Valente, *Scientific Reports* **11**, 16433 (2021).
 - [36] J. Vanier, *Applied Physics B* **81**, 421 (2005).
 - [37] G. Balasubramanian, P. Neumann, D. Twitchen, M. Markham, R. Kolesov, N. Mizuochi, J. Isoya, J. Achard, J. Beck, J. Tissler, V. Jacques, P. R. Hemmer, F. Jelezko, and J. Wrachtrup, *Nature Materials* **8**, 383–387 (2009).
 - [38] K. Bergmann, H. Theuer, and B. W. Shore, *Reviews of Modern Physics* **70**, 1003 (1998).
 - [39] D. D'Alessandro and Y. Isik, *Automatica* **163**, 111595 (2024).
 - [40] A. A. Agrachev and Y. L. Sachkov, *Control Theory from the Geometric Viewpoint: Encyclopaedia of Mathematical Sciences*, Vol. 87 (Springer-Verlag, 2004).
 - [41] V. Jurdjevic, *Geometric Control Theory*, Cambridge studies in Advanced Mathematics, Vol. 51 (Cambridge University Press, 1997).
 - [42] U. Boscain, M. Sigalotti, and D. Sugny, *Physical Review X Quantum* **2**, 030203 (2021).
 - [43] D. D'Alessandro, *Introduction to Quantum Control and Dynamics*, second edition ed. (CRC Press, 2022).
 - [44] $u(3)$ ($su(3)$) is the Lie algebra of 3×3 skew-Hermitian matrices (with zero trace). $iu(3)$ is the real vector space of 3×3 Hermitian matrices.
 - [45] J. J. Sakurai, *Modern Quantum Mechanics* (Addison-Wesley Publishing Company, 1994).
 - [46] F. Albertini, D. D'Alessandro, and B. Sheller, *IEEE Transactions on Automatic Control* **3**, 1176 (2020).
 - [47] U. Boscain, T. Chambrion, and J. P. Gauthier, *Journal of Dynamical and Control Systems* **8**, 547 (2002).
 - [48] D. D'Alessandro, B. Sheller, and Z. Zhu, *Journal of Mathematical Physics* **61**, 052107 (2020).
 - [49] Write ρ as $\rho = bG_2 + (1-b)G_3 + \sqrt{(2)}cG_8 + \sqrt{2}cG_9$, where $\alpha := c + id$, and then use the commutation relations table I. We obtain that anything in $[\rho, su(3)]$ must be the linear combination of G_4 , G_5 , G_6 , and G_7 and an element in the two dimensional space \mathcal{S} . A preservation of dimension argument (that is $X[\rho_0, su(3)]X^\dagger = [X\rho_0 X^\dagger, su(3)] = [\rho_1, su(3)]$, gives the result.
 - [50] Notice that such a subgroup leaves the *diagonal* initial condition ρ_0 in (7) unchanged.
 - [51] In the following by *admissible control and trajectory*, we shall mean a measurable and bounded control and the corresponding trajectory ρ solution of (3) with desired final and initial conditions (that is, control driving the state ρ from ρ_0 to ρ_1) in $[0, T]$.
 - [52] For a more general formulation of the theorem in the \mathbb{R}^n case we refer to [61].
 - [53] Notice the abuse of notation here. Since λ is an element of the cotangent bundle it already contains the information on its base element x . The function \hat{H} is in fact a function

- of λ and u only, that is, defined on $TM \times \tilde{U}$.
- [54] Here we denote by $\lambda^T f$ the pairing between an element of the cotangent space, λ , and an element of the tangent space f , reminiscent of what happens in \mathbb{R}^n .
 - [55] Notice that if $\mu_0 = 0$ and $\lambda(0) = 0$, $\lambda(t)$ is zero for every t .
 - [56] V. Jurdjevic, Systems and Control Letters **43**, 25 (2001).
 - [57] J. A. Sanders, F. Verhulst, and J. Murdock, *Averaging Methods in Nonlinear Dynamical Systems*, second edition ed., Applied Mathematics Series, Vol. 59 (Springer, 2007).
 - [58] A. Böttcher and D. Wenzel, Linear Algebra and its Applications **429**, 8 (2008).
 - [59] Also recall that we have chosen $a > 1 - a$. We use Young's inequality $2xy \leq x^2 + y^2$.
 - [60] Note the dependence on l is highlighted here because of (B4).
 - [61] W. H. Fleming and R. W. Rishel, *Deterministic and Stochastic Optimal Control*, Applications of Mathematics (Springer Verlag 1, New York, 1975).