

An Artificial Intelligence-based Assistant for the Visually Impaired

Luis Marquez-Carpintero, Francisco Gomez-Donoso, Zuria Bauer, Bessie Dominguez-Dager, Alvaro Belmonte-Baeza, Mónica Pina-Navarro, Francisco Morillas-Espejo, Felix Escalona, and Miguel Cazorla

University Institute for Computer Research, University of Alicante.

Ctra. San Vicente del Raspeig SN, 03690, Alicante, Spain.

{luis.marquez, fgomez, zuria.bauer, bessie.dominguez, alvaro.belmonte, monica.pina, francisco.morillas, felix.escalona, miguel.cazorla}@ua.es

Abstract. This paper describes an artificial intelligence-based assistant application, AIDEN, developed during 2023 and 2024, aimed at improving the quality of life for visually impaired individuals. Visually impaired individuals face challenges in identifying objects, reading text, and navigating unfamiliar environments, which can limit their independence and reduce their quality of life. Although solutions such as Braille, audio books, and screen readers exist, they may not be effective in all situations. This application leverages state-of-the-art machine learning algorithms to identify and describe objects, read text, and answer questions about the environment. Specifically, it uses You Only Look Once architectures and a Large Language and Vision Assistant. The system incorporates several methods to facilitate the user's interaction with the system and access to textual and visual information in an appropriate manner. AIDEN aims to enhance user autonomy and access to information, contributing to an improved perception of daily usability, as supported by user feedback.

Keywords: Ubiquitous and mobile computing · Accessibility systems and tools · Empirical studies in HCI

1 Introduction

One of the most promising applications of artificial intelligence is the development of technology to help people with some kind of impairment. In particular, AI-based assistants for the visually impaired can significantly improve their quality of life by helping them navigate the world with greater ease and independence.

The visually impaired face a number of challenges in their daily lives. They may have difficulty identifying objects, reading text or moving around unfamiliar environments. Tasks such as locating items in a supermarket or interpreting street signs can pose substantial challenges due to the lack of visual input. These limitations often reduce autonomy and negatively affect the daily functioning of visually impaired individuals.

Fortunately, several solutions already exist to support individuals with visual impairments in their daily activities. Braille, for instance, offers a tactile system for reading and writing, while audio books and screen readers enable access to written content. However, these methods are not always effective in all situations and may fall short in providing the level of assistance required to achieve full autonomy.

In the domain of assistive technologies for visually impaired users, several widely adopted applications (such as Be My Eyes [3], Seeing AI [16], and OrCam [6]) have been developed. Although some of these tools now incorporate artificial intelligence, they were originally conceived without it, focusing on narrowly defined tasks such as text-to-speech conversion or human-mediated remote assistance. While useful in specific contexts, these solutions often address isolated challenges and may depend on external support or favorable environmental conditions. In contrast, AIDEN presents an integrated approach that unifies multiple functionalities—including, most notably, active object search with real-time auditory and haptic feedback, a feature absent in previous solutions. This functionality enables users to locate specific items, such as doors or keys, through continuous multimodal guidance, allowing them to orient the camera and move toward the object with precision. This comprehensive and autonomous design constitutes a notable advancement over prior systems, particularly in terms of promoting user independence, contextual awareness, and interactive engagement.

Several other applications have also been proposed in this area, including Intelligent Eye [1] and Eye Guide [5], which offer features such as light detection, color detection, object recognition, and face recognition. However, these systems rely heavily on visual interfaces, which significantly limits their accessibility for individuals with complete blindness.

More recent applications, such as Seeing AI [16], Tap Tap See [18], and Be My Eyes [3], utilize more advanced algorithms for object recognition and scene description. Seeing AI integrates Optical Character Recognition (OCR) with object detection and product identification, whereas Tap Tap See supports single-frame object recognition but does not provide continuous or interactive feedback during real-time navigation. Privacy concerns also arise with systems like Be My Eyes, where images are processed externally, raising concerns about data security.

Regarding OCR, it has become a critical feature in assistive technologies. Systems like Seeing AI and Supersense [17] allow users to read printed text aloud but struggle with handwritten or complex text formats. Wearable devices, such as OrCam MyEye [6], offer portable text-to-speech solutions but face similar limitations when it comes to mobility assistance.

With this in mind, we present AIDEN: An Artificial Intelligence-based Assistant for the Visually Impaired. AIDEN is a system powered by Artificial Intelligence (AI) techniques designed specifically for this collective, and developed as an application that is installed on a smartphone. Our assistant leverages state-of-the-art machine learning algorithms to identify and describe objects and read

text to users. Through a combination of computer vision, natural language processing and speech synthesis, our assistant can help the visually impaired interact with their environment and perform everyday tasks with greater ease and independence.

AIDEN distinguishes itself from existing assistive technologies by integrating multiple functionalities, scene description, OCR, object detection, and real-time question answering, into a single smartphone application. This approach addresses the limitations of previous systems, which often focus on a single task or require additional hardware. By combining navigation, object recognition, and text reading capabilities, AIDEN provides a comprehensive solution for visually impaired individuals, offering real-time feedback and interaction in a broader range of environments. Additionally, AIDEN prioritizes user privacy by not storing any data, ensuring a secure user experience.

The specific methods incorporated in the system are as follows:

- Accessible interface to the mobile application.
- Question-answering system to answer any question about the image of the environment.
- Optical character recognition.
- Object finder to indicate the position of the desired object
- Speech-to-text and text-to-speech systems to facilitate the user’s interaction with the system and access to textual information in an appropriate manner.

The remainder of the paper is structured as follows: first, AIDEN is explained in Section 2. In Section 2.4, we show the experiments we carried out and their results. Finally, the discussion and conclusions of this work are drawn in Section 5.

2 Method

AIDEN is implemented as a cross-platform mobile application aimed at assisting visually impaired individuals in their daily activities. It integrates machine learning and deep learning techniques to enable three core functionalities: optical character recognition (OCR), scene description with visual question answering (VQA), and object detection and localization. These features are accessed through a user-friendly interface specifically designed with accessibility in mind, aiming to improve the quality of life of users with visual impairments.

The application is developed for both Android and iOS platforms using a hybrid architecture based on the Ionic framework (v6.20.1), Capacitor Core (v4.7.0), and Vue.js (v3.3.7). This stack facilitates deployment across multiple platforms, including web, while maintaining a consistent user experience. Accessibility support is enhanced through the integration of the Capacitor Screen-Reader plugin, which enables screen content narration, and the Vue i18n library, which provides multilingual support. The following subsections detail the implementation of each of AIDEN’s core functionalities.

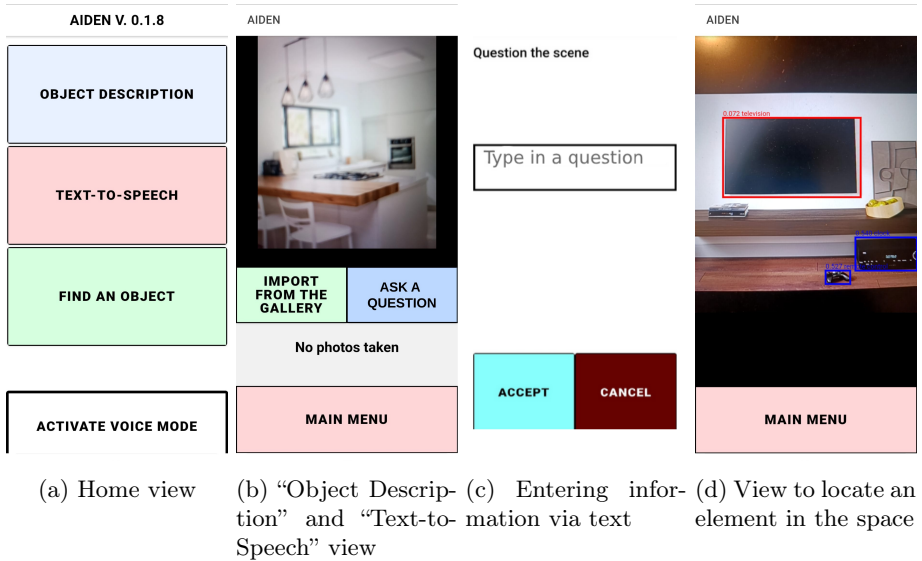
Some of the tasks that can be carried out with AIDEN are: read documents and signs out loud, describe situations and answer specific questions about them, finding an object dropped or laying on any surface. The output is always given by relying in audio, haptic feedback and adapted visual graphics.

2.1 Participants

This study was conducted in 2024 and involved seven participants with visual impairments, ranging from total blindness to partial perception of light and shadows. None of the participants were involved in the development process of the AIDEN system. Their input was collected after iterative feedback from accessibility experts to assess user acceptance and usability.

2.2 Design

The user interface is organized into two main views: the home screen, which provides access to the three core functionalities (Object Description, Text-to-Speech, and Find an Object), and the capture view, where users can either take a new photo or import an existing one to receive model-generated feedback. Figures 1a to 1d illustrate the key interaction screens of the application.



To assess user experience and acceptance, a questionnaire was administered consisting of the following items:

Q1: I found the system intuitive enough to be used.

- Q2: I believe the system can be used autonomously by the user.
- Q3: I believe that users of the assistance system for visually impaired people will enjoy using it.
- Q4: I found the proposal to be a highly motivating system for users.
- Q5: I found that the prototype is well designed.
- Q6: I believe the system design is appealing to the user.
- Q7: I believe the system options are attractive to users.
- Q8: The options of the prototype are easy and understandable enough for widespread implementation.
- Q9: I would like to use the system in a real-life situation.
- Q10: I would recommend using the final version of the system to work with users.
- Q11: Overall, I rate the proposed system positively.

2.3 Materials and Equipment

All functionalities in AIDEN share a unified and consistent layout: approximately 45% of the screen is dedicated to the camera preview, while the remaining space hosts control buttons and displays the system’s output. This design ensures a seamless and intuitive experience, enabling users to easily capture or select images, access system responses, and navigate through the application with minimal effort.

Given the computational complexity of the algorithms used, such as deep learning, based object detection and visual question answering, executing all functionalities directly on a mobile device would demand high-end hardware and lead to reduced accuracy or degraded performance. To address this challenge and broaden accessibility across devices, AIDEN adopts a *distributed interconnection architecture*.

In this architecture, computationally intensive models such as YOLO and LLaVA are executed on a centralized server. The mobile application is responsible solely for capturing input and presenting the output. This setup significantly reduces the hardware requirements on the user’s side and simplifies updates to the core models. However, it does require an active internet connection (WiFi or mobile data), which is common among most users. When a user interacts with AIDEN, by selecting a function and capturing an image, the data is sent to the remote server, processed in a first-in-first-out manner, and the result is sent back to the device, where it is presented to the user using visual, audio, or haptic feedback.

One of the key features supported by this architecture is **Optical Character Recognition (OCR)**. This allows users to interpret printed text from various surfaces. To perform OCR, the system leverages the LLaVA model, which uses a prompt-based interaction to generate textual transcriptions directly from image inputs. This feature is accessible through the *Text-to-Speech* option on the main screen.

The OCR process involves capturing or uploading an image that contains printed or digital text. The image is then sent to the server, where it is processed

by LLaVA using the prompt: *"Transcribe the text present in this image."* The output is a structured textual representation of the detected content.

LLaVA demonstrated high transcription accuracy under standard conditions, successfully interpreting a high percentage of characters in images with clearly printed text. While its performance slightly degrades with blurred or distorted inputs, it still produces useful results. Moreover, it supports multilingual recognition. Representative examples of OCR output are shown in Figure 2.

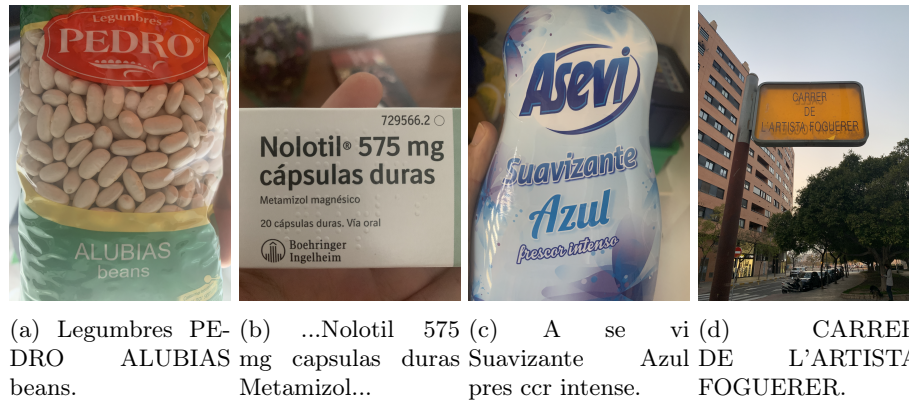


Fig. 2: Random samples of input images and retrieved text returned by the OCR feature.

Another feature supported by AIDEN is the **Object Finder**, which helps users locate specific items within their environment. After selecting the *Find an Object* option, the user vocally specifies the item to search for (e.g., “backpack”) and moves the phone to scan the surrounding area. If the object is detected, the system provides real-time voice instructions to help the user center it in the camera view. Once centered, the user can move in the direction of the phone to retrieve the item.

This functionality is powered by **YOLOv8** [8], a state-of-the-art object detection model capable of identifying 80 different categories, such as bottles, glasses, and backpacks. To address user needs, we extended the model to include an additional class for “door”, a frequently requested element not available in the standard model.

When the system detects the specified object in the image, it calculates its spatial position and guides the user to center it. If multiple instances are detected, it prioritizes the largest one (typically the closest). Examples of detections produced by this feature are shown in Figure 3.




Fig. 3: Actual detections of the Object Finder method in an office environment.

2.4 Procedure

Two main experiments were conducted to evaluate the AIDEN system. The first focused on measuring system performance in terms of runtime, while the second assessed user acceptance using the Technology Acceptance Model (TAM).

For the runtime evaluation, AIDEN was tested on an LG G6 smartphone, a device released in 2017 featuring a Qualcomm Snapdragon 821 processor, 4 GB of RAM, and a 5.7-inch QHD+ display. The device was connected to a 4G LTE network during testing. Computational tasks were offloaded to a remote server running Ubuntu 18.04 LTS, equipped with an Intel i7-8700 CPU at 3.2 GHz, 32 GB DDR4 RAM, and two GPUs: an NVIDIA GTX 1080Ti (used for YOLO processing) and an NVIDIA A40 (used for LLaVA-based tasks). This configuration ensured consistent processing capabilities during testing across all functionalities.

For the TAM-based user evaluation, seven participants with varying degrees of visual impairment interacted with the AIDEN system. After using the application in a controlled setting, they completed a digital questionnaire designed to assess perceived usefulness and ease of use. The survey consisted of 11 items and was administered via Google Forms. Responses were collected using a 5-point Likert scale ranging from “Strongly disagree” to “Strongly agree” [7].

To evaluate scene understanding, users engaged with AIDEN’s *Scene Description and Question Answering* feature. This functionality can be accessed via the main menu under the “Object Description” option. Upon selecting this option, users are instructed to point their smartphone toward a target scene and capture an image. The system then analyzes the photo and generates a brief, spoken summary of its contents, which is also displayed on screen for verification.

The backend of this functionality relies on the LLaVA model (Large Language and Vision Assistant) [12], an end-to-end multimodal architecture that combines a vision encoder with a large language model for general-purpose visual-linguistic reasoning. LLaVA has demonstrated strong performance on instruction-following tasks, achieving up to 85.1% relative accuracy compared to GPT-4 on a synthetic multimodal benchmark [14].

In our implementation, the captured image is sent to the server along with the fixed prompt: “What is this? Provide the answer as summarized as possible.” LLaVA returns a concise natural-language description, which is delivered to the

user through voice synthesis. Examples of generated outputs for various scenes are shown in Figure 4.

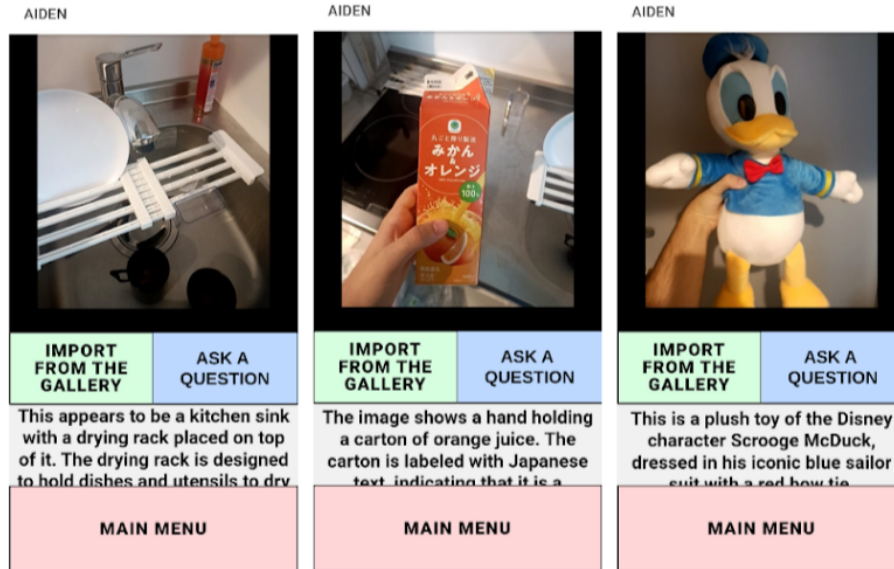


Fig. 4: Random examples of input images and the corresponding answers returned by the Scene Description and Question Answering algorithm.

To further enhance information retrieval, the system also allows users to ask follow-up questions about the same image. This feature is particularly useful in scenarios where specific details are not covered by the initial summary. For instance, users can inquire about the color of clothing, identify people in the image, or request a more detailed description of a scene or object. The system reprocesses the original image in combination with the user’s new prompt, providing a flexible and interactive experience.

3 Data Preparation and Analysis

To evaluate both the technical performance and user acceptance of AIDEN, two complementary experiments were conducted: one focused on system runtime and the other on user perception using the Technology Acceptance Model (TAM).

For the runtime evaluation, each of the system’s core functionalities—Scene Description and Question Answering, Optical Character Recognition (OCR), and Object Finder—was executed 20 times. During each trial, two timing measurements were recorded: the processing time on the remote server, and the total response time as observed on the smartphone, which included image transmission

and result retrieval. These data were used to calculate the mean and standard deviation for each functionality, providing insight into the system’s consistency and responsiveness under real-world usage conditions.

In parallel, the TAM evaluation assessed how users perceived the usefulness and ease of use of the system. Participants responded to an 11-item questionnaire after interacting with AIDEN. The questionnaire employed a 5-point Likert scale, where responses ranged from 1 (*Strongly disagree*) to 5 (*Strongly agree*). This method is widely accepted in Human-Computer Interaction (HCI) research to quantify subjective evaluations of system usability and user satisfaction.

To interpret the TAM results more effectively, responses were grouped into six satisfaction levels based on their average scores:

- Very Poor: 0.0–1.25
- Poor: 1.25–2.5
- Acceptable: 2.5–3.5
- Good: 3.5–4.0
- Excellent: 4.0–4.5
- Best: 4.5–5.0

Descriptive statistics, including means and score ranges for each question, were calculated to summarize the overall perception of the system and to highlight particularly strong or weak areas. This dual approach, objective timing metrics and subjective user evaluations, provides a robust and holistic analysis of AIDEN’s performance and usability.

4 Results

The results of the runtime evaluation are presented in Table 1. Both the Scene Description and OCR functionalities exhibited similar server-side runtimes, as they rely on the same backend infrastructure and models. Slight differences in processing time were observed due to variations in the length and complexity of generated outputs. In contrast, the Object Finder, designed for low-latency operation, delivered significantly faster results and achieved an average processing speed of 1.96 frames per second on the smartphone.

| Functionality | Server (s) | Smartphone (s) |
|--|-----------------|-----------------|
| Scene Description and Question Answering | 7.34 ± 1.10 | 10.1 ± 1.29 |
| Optical Character Recognition | 7.09 ± 2.57 | 9.54 ± 2.94 |
| Object Finder (1 req.) | 0.23 ± 0.18 | 0.51 ± 0.22 |

Table 1: Runtime of the different functionalities AIDEN provides. The table reports the average seconds and standard deviation.

Regarding user feedback, the TAM questionnaire results are summarized in Figure 5. Overall, participants expressed very positive perceptions of AIDEN,

with average ratings falling between the “Excellent” and “Best” categories for most questions. The highest scores were recorded for system intuitiveness (Q1) and the perceived potential for autonomous use (Q2), suggesting strong usability and user confidence.

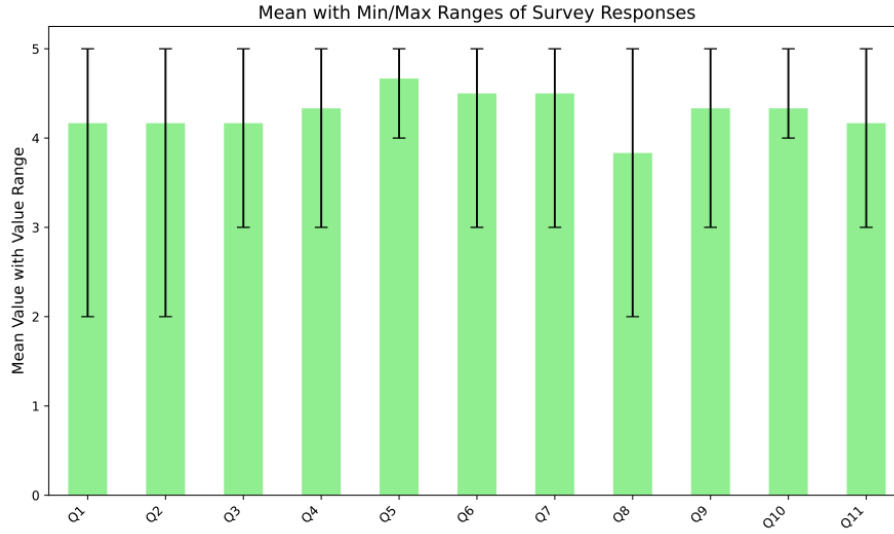


Fig. 5: Average score of each question as stated by the users, together with their maximum and minimum value.

These findings suggest that AIDEN not only meets technical requirements for responsiveness but is also well-accepted by its intended users in terms of ease of use and overall experience.

5 Discussion and Conclusions

The results from both experimental evaluations confirm that AIDEN is an effective and accessible assistant for visually impaired users. The system demonstrates reliable performance across all core functionalities, even on mid-range smartphones, owing to its distributed computing architecture. Among these functionalities, the Object Finder module is particularly notable for its near real-time operation, delivering fluid and responsive interactions that contribute to a seamless user experience.

From a user-centered perspective, the high scores obtained in the Technology Acceptance Model (TAM) evaluation reflect a positive reception of AIDEN’s design and functionality. Participants found the application intuitive and suitable for autonomous use, reinforcing its potential to promote independence in

individuals with visual impairments. However, the limited sample size of participants poses a constraint on the generalizability of the results and highlights the need for broader user studies in future work.

Throughout this study, we have presented AIDEN, an AI-powered mobile assistant specifically developed to support the daily activities of visually impaired individuals. By integrating state-of-the-art models such as YOLOv8 and LLaVA into a single, accessible smartphone application, AIDEN offers a comprehensive set of functionalities, including object detection, scene description, question answering, and text recognition.

Despite these promising outcomes, certain limitations remain. AIDEN’s performance may be affected under challenging lighting conditions or in scenes with occluded or unfamiliar objects. Additionally, its current navigation support is restricted to indicating object positions without providing full spatial guidance. These limitations present opportunities for refinement and future development.

Beyond its technical contributions, AIDEN represents a significant advancement in the field of HCI. While it leverages existing technologies, its value lies in the way these are cohesively integrated to provide an accessible, intuitive, and user-centered experience. The application emphasizes usability through multi-modal feedback—including voice guidance, haptic signals, and an interface designed for accessibility—enabling effective interaction for visually impaired users. The strong results from the TAM evaluation further reinforce the system’s relevance and acceptance within its intended user base. Accordingly, AIDEN’s impact extends beyond technological innovation, highlighting the importance of practical usability and autonomy in assistive systems, in alignment with foundational HCI principles.

Future work will focus on enhancing object recognition accuracy in adverse conditions and expanding the system’s navigation capabilities. Additional improvements will include integrating more sophisticated speech synthesis and natural language understanding models, as well as enabling connectivity with smart home devices to create a more seamless, adaptive, and context-aware user experience.

Acknowledgements

Suppressed due to blind review

References

1. Awad, M., Haddad, J.E., Khneisser, E., Mahmoud, T., Yaacoub, E., Malli, M.: Intelligent eye: A mobile application for assisting blind people. In: 2018 IEEE Middle East and North Africa Communications Conference (MENACOMM). pp. 1–6 (2018). <https://doi.org/10.1109/MENACOMM.2018.8371005>
2. Bauer, Z., Dominguez, A., Cruz, E., Gomez-Donoso, F., Orts-Escolano, S., Cazorla, M.: Enhancing perception for the visually impaired with deep learning techniques and low-cost wearable sensors. *Pattern Recognition Letters*

- 137, 27–36 (2020). <https://doi.org/https://doi.org/10.1016/j.patrec.2019.03.008>, <https://www.sciencedirect.com/science/article/pii/S0167865519300881>, learning and Recognition for Assistive Computer Vision
3. Be My Eyes: Be my eyes: Lend your eyes to the blind (2024), <https://www.bemyeyes.com>, accessed: 2024-09-28
4. Chen, L.B., Su, J.P., Chen, M.C., Chang, W.J., Yang, C.H., Sie, C.Y.: An implementation of an intelligent assistance system for visually impaired/blind people. In: 2019 IEEE International Conference on Consumer Electronics (ICCE). pp. 1–2 (2019). <https://doi.org/10.1109/ICCE.2019.8661943>
5. Chuttergoon, A., Nagowah, L.: Eye guide: An assistive mobile technology for visually impaired persons. In: 2020 3rd International Conference on Emerging Trends in Electrical, Electronic and Communications Engineering (ELECOM). pp. 198–203 (2020). <https://doi.org/10.1109/ELECOM49001.2020.9296992>
6. Granquist, C., Sun, S.Y., Montezuma, S.R., Tran, T.M., Gage, R., Legge, G.E.: Evaluation and comparison of artificial intelligence vision aids: Orcam myeye 1 and seeing ai. *Journal of Visual Impairment & Blindness* **115**(4), 277–285 (2021)
7. Joshi, A., Kale, S., Chandel, S., and Pal, D.K.: Likert scale: Explored and explained. *British Journal of Applied Science & Technology*, **7**(4), 396–403 (2015)
8. Jocher, G., Chaurasia, A., Qiu, J.: Ultralytics YOLO (Jan 2023), <https://github.com/ultralytics/ultralytics>
9. Joshi, A., Kale, S., Chandel, S., Pal, D.: Likert scale: Explored and explained. *British Journal of Applied Science & Technology* **7**(4), 396–403 (2015)
10. Kuribayashi, M., Kayukawa, S., Vongkulbhisal, J., Asakawa, C., Sato, D., Takagi, H., Morishima, S.: Corridor-walker: Mobile indoor walking assistance for blind people to avoid obstacles and recognize intersections. *Proc. ACM Hum.-Comput. Interact.* **6**(MHCI) (sep 2022). <https://doi.org/10.1145/3546714>, <https://doi.org/10.1145/3546714>
11. Lazarillo: Lazarillo - app para personas con discapacidad visual (2024), <https://lazarillo.app/es/>, accessed: 2024-09-28
12. Liu, H., Li, C., Wu, Q., Lee, Y.J.: Visual instruction tuning (2023), <https://arxiv.org/abs/2304.08485>
13. Losantos-Pulido, C., Gomez-Donoso, F., Escalona-Moncholí, F., Cazorla, M.: Paws: Personal assistance walking system for the visually impaired. In: Proceedings of the XXIV International Workshop of Physical Agents (2024)
14. OpenAI, Achiam, J., Adler, S., et al., S.A.: Gpt-4 technical report (2024), <https://arxiv.org/abs/2303.08774>
15. Schwartz, B.S., King, S., Bell, T.: Echosee: An assistive mobile application for real-time 3d environment reconstruction and sonification supporting enhanced navigation for people with vision impairments. *Bioengineering* **11**(8), 831 (2024)
16. Seeing AI: Seeing ai - talking camera app for the blind (2024), <https://www.seeingai.com/>, accessed: 2024-09-29
17. Supersense: Supersense - ai for blind and visually impaired people (2024), <https://www.supersense.app/>, accessed: 2024-10-01
18. TapTapSee: Taptapsee - mobile camera app for the blind and visually impaired (2024), <https://taptapseeapp.com/>, accessed: 2024-10-01
19. Varela, J.: Adoption of technology models. *Journal of Technology Adoption* **12**, 45–56 (2004)
20. Yoon, C., Louie, R., Ryan, J., Vu, M., Bang, H., Derksen, W., Ruvo, P.: Leveraging augmented reality to create apps for people with visual disabilities: A case study in indoor navigation. In: Proceedings of the

21st International ACM SIGACCESS Conference on Computers and Accessibility. p. 210–221. ASSETS '19, Association for Computing Machinery, New York, NY, USA (2019). <https://doi.org/10.1145/3308561.3353788>, <https://doi.org/10.1145/3308561.3353788>