

# BudgetMem: Training-Free Selective Memory for Cost-Efficient Long-Context Processing in Language Models

Chandra Vamsi Krishna Alla

University of Texas at Arlington

cka0054@mavs.uta.edu and Harish Naidu Gaddam

University of Texas at Arlington

hxg6016@mavs.uta.edu and Manohar Kommi

University of Texas at Arlington

mxk8106@mavs.uta.edu

## Abstract

Processing long documents with Large Language Models remains expensive—a single 100K-token query can cost over a dollar, putting sustained long-context usage out of reach for most researchers. We introduce BudgetMem, a training-free architecture that selectively retains only high-salience content under explicit memory budgets. Rather than storing every chunk like standard RAG systems, or pruning individual tokens like neural compressors, BudgetMem makes chunk-level keep-or-discard decisions using interpretable features: entity density, TF-IDF scores, position bias, and discourse markers. Across 750 question-answer pairs spanning short documents (SQuAD, 237 tokens), medium documents (synthetic papers, 5K–10K tokens), and very long documents (NarrativeQA, 50K–100K tokens), BudgetMem achieves 72% memory savings with only 1% quality loss on medium documents. On ultra-long NarrativeQA texts, it reaches 87% of LLMLingua’s F1—a state-of-the-art neural compressor—without requiring any trained models, GPU-based compression, or task-specific tuning. The entire system runs on a \$10/month Google Colab instance.

## 1 Introduction

The context windows of modern language models have grown dramatically. GPT-4 [1], Claude [2], and Llama 3 [3] now accept inputs ranging from 100K to over a million tokens. Yet the cost of actually *using* these long contexts remains steep: memory consumption scales linearly, latency balloons, and API pricing makes sustained usage impractical for many organizations. A legal firm analyzing thousands of contracts, or a graduate student surveying hundreds of papers, quickly exhausts any reasonable compute budget.

Two lines of work have tried to address this. The first extends context windows through architectural changes—sparse attention [5], linear attention [7],

and efficient position encoding [19, 20]—but still requires processing the full input at inference time. Memory-augmented transformers [8, 38] and external memory systems [32, 34] offer ways to maintain persistent state, but add architectural complexity and training requirements.

The second line of work compresses the context itself: LLMLingua [27] and Selective Context [37] score individual tokens by perplexity or self-information and drop the least important ones. These methods can be effective but require neural inference for the compression step itself—adding a second model to the pipeline—and may need task-specific tuning [10, 39] to perform well across domains.

We take a different path. Instead of compressing text at the token level, BudgetMem operates at the *chunk level*: it splits a document into paragraph-sized pieces, scores each one using simple, interpretable features, and permanently discards chunks that fall below a budget threshold. The surviving chunks are indexed with BM25 for retrieval at query time. No neural models are involved in the compression step—just entity counts, TF-IDF statistics, position heuristics, and discourse markers. This design is motivated by a straightforward observation: a complete paragraph about a character’s motivations carries far more meaning than a scattered collection of high-importance words plucked from different sentences.

Why does granularity matter? On ultra-long documents, token-level pruning scatters important words across fragmented sentences, destroying coherence beyond recovery. Our experiments bear this out: a simple token-level TF-IDF baseline scores an F1 of just 0.0007 on NarrativeQA—essentially zero. LLMLingua’s learned scoring rescues token-level compression (F1 = 0.0402), but BudgetMem’s chunk-level approach achieves 87% of that performance (F1 = 0.0351) with no training whatsoever. This suggests that preserving seman-

tic coherence at the paragraph level can largely compensate for the absence of learned importance scoring.

Our contributions are as follows:

1. A **training-free compression architecture** that achieves 87% of LLMingua’s performance on 50K–100K token documents using only interpretable features and no neural compression models.
2. A **controlled granularity study** isolating the roles of compression level (token vs. chunk) and scoring method (statistical vs. neural) on identical data under identical compression ratios.
3. **Multi-benchmark evaluation** on 750 QA pairs across three document lengths with 3 random seeds, budget sensitivity analysis (7 ratios), and ablation against four naive baselines.
4. A **practical deployment demonstration**: the full pipeline runs on Google Colab (\$10/month) with consumer hardware.

## 2 Related Work

**Long-context transformers.** Extending context windows has been a central research effort. Sparse Transformers [5] and BigBird [6] reduce quadratic attention costs through structured sparsity, while Longformer [15] combines local and global attention patterns. Linear attention variants [7, 16] approximate full attention more cheaply. Transformer-XL [8] introduces segment-level recurrence for unbounded context, and positional encoding innovations like RoPE [20] and ALiBi [19] enable length extrapolation. Despite these advances, processing long inputs still requires holding the entire context in memory at inference time—a cost that selective memory avoids entirely.

**Context compression.** LLMingua [27] and LongLLMingua [28] use small language models to assign perplexity-based importance scores to individual tokens, dropping low-scoring ones to achieve 2–5× compression. Selective Context [37] takes a similar token-level approach using self-information as the pruning criterion. On the learned side, RECOMP [39] trains extractive and abstractive compressors for retrieved documents, and AutoCompressor [10] fine-tunes language models to

compress contexts into compact summary vectors. All of these operate at the token level and require either neural inference for scoring or supervised training data for the compressor. Our work sidesteps both requirements by operating at the chunk level with hand-crafted, interpretable features—trading a modest performance gap for zero training and zero neural compression overhead.

**Retrieval-augmented generation.** RAG systems augment language models with external knowledge retrieved at inference time. RAG [11] and FiD [12] retrieve passages from large corpora, while ATLAS [26] jointly trains the retriever and generator. REPLUG [24] treats the language model as a black box and prepends retrieved passages. RETRO [25] integrates retrieval into the transformer architecture itself. All these systems store *all* available content and select what to use at query time. BudgetMem inverts this: we filter at *ingestion* time, permanently discarding low-salience material so it never enters the retrieval index, reducing storage costs before any query is issued.

**Memory-augmented LLMs.** MemLong [30] and InfLLM [31] maintain token-level memory banks during inference. MemoRAG [29] combines memory with retrieval for global understanding. A-Mem [41] explores adaptive memory for LLM agents. These systems maintain dynamic memory during generation—deciding what to attend to on the fly—but do not explicitly reduce storage requirements. Our work takes a complementary perspective: we focus on *budget-aware storage decisions* made at ingestion time, before any query arrives, under explicit memory constraints. This static, pre-query filtering is orthogonal to dynamic attention mechanisms and could in principle be combined with them.

## 3 Method

BudgetMem takes a long document and produces a compact, retrievable memory store through a four-step pipeline:

**Algorithm: BudgetMem Selective Memory Pipeline***Ingestion* (once per document):**1. Chunk:** Split  $D$  into chunks  $\{C_1, \dots, C_M\}$  (size  $c$ , overlap  $o$ )**2. Score:** For each  $C_i$ , compute  $s_i = \sum_j w_j \cdot f_j(C_i)$ **3. Select:** Keep top  $\lfloor r \cdot M \rfloor$  chunks by salience**4. Index:** Build BM25 index over retained set  $\mathcal{S}$ *Query time* (per question):**5. Retrieve:**  $\mathcal{R} \leftarrow \text{top-}k \text{ BM25}(q, \mathcal{S})$ **6. Generate:** Answer  $\leftarrow \text{LLM}(\text{concat}(\mathcal{R}), q)$ 

The pipeline separates *ingestion* (steps 1–4, done once per document) from *querying* (steps 5–6, done per question). The compression cost is negligible: feature extraction requires only spaCy NER and scikit-learn’s TF-IDF vectorizer, both running on CPU in seconds even for 100K-token documents.

### 3.1 Salience Scoring

Each chunk receives a weighted score from five interpretable features:

- **Entity density** (weight 0.2): named entities per token, via spaCy NER. Entity-rich chunks tend to carry factual content.
- **TF-IDF importance** (weight 0.2): mean TF-IDF of the chunk’s tokens relative to the document. Distinctive vocabulary signals important passages.
- **Position bias** (weight 0.15): a U-shaped score favoring the first and last chunks, reflecting the tendency of key information to appear in introductions and conclusions.
- **Numerical density** (weight 0.15): proportion of numeric tokens. Statistics, dates, and quantities are often query-relevant.
- **Discourse markers** (weight 0.1) and **question presence** (weight 0.1): structural signals like “however,” “in conclusion,” or embedded questions that flag organizational and topical content.

The combined score  $s = \sum_i w_i f_i$  determines chunk rank. No training is involved—the weights were set once on a small development set and held fixed across all benchmarks. We deliberately chose simple, interpretable features over learned ones:

practitioners can inspect the salience breakdown of any chunk and understand exactly why it was retained or discarded, an important property for high-stakes applications.

### 3.2 Retrieval and Generation

At query time, we retrieve the top- $k$  chunks from the stored set using BM25 sparse retrieval ( $k=3$  in our experiments):

$$\mathcal{R}(q) = \text{top-}k \text{ BM25}(q, \mathcal{S}) \quad (1)$$

where  $\mathcal{S}$  is the set of retained chunks. Retrieved chunks are concatenated and provided as context to the base LLM (Llama-3.2-3B-Instruct [3]), which generates an answer conditioned on this context. BM25 was chosen over neural retrievers to maintain the training-free property of the entire pipeline.

The key design choice is operating at the *chunk level* rather than the token level. Token-level pruning produces text like “John traveled. . . Paris saw. . . historical museums”—incoherent fragments that break both semantic meaning and keyword-based retrieval. Chunk-level selection preserves complete thoughts: “John traveled to Paris and visited several historical museums.” Beyond semantic coherence, chunk-level selection also preserves the effectiveness of BM25—keyword matching on intact passages works far better than matching against a soup of disconnected tokens. This distinction proves critical on ultra-long documents, as our experiments demonstrate.

## 4 Experimental Setup

### 4.1 Datasets

We evaluate on three benchmarks spanning a wide range of document lengths:

**SQuAD v2.0** (short documents): 500 QA pairs from Wikipedia articles, average length 237 tokens (range: 148–448).

**Synthetic papers** (medium documents): 200 QA pairs from generated academic papers with structured sections, averaging 7,200 tokens (range: 5K–10K).

**NarrativeQA** (very long documents): 50 examples from the test set [13]—book excerpts and movie scripts averaging 50K–100K tokens. This benchmark pushes BudgetMem to its limits, requiring it to locate relevant passages in massive, unstructured narratives.

## 4.2 Configuration

**Model.** We use Llama-3.2-3B-Instruct [3] in FP16 precision on a Google Colab T4 GPU (15GB VRAM). No quantization is applied. The model generates answers with greedy decoding, max 100 new tokens, conditioned on retrieved context.

**Memory settings.** Documents are chunked into 150-token segments with 30-token overlap, following standard RAG practice. The default budget ratio is 30% (retaining the top 30% of chunks by salience). Feature weights are fixed across all experiments—no per-benchmark tuning.

**Retrieval.** BM25 retrieves the top 3 chunks per query. We chose BM25 over dense retrievers (e.g., DPR [22]) to maintain the training-free property of the entire pipeline.

**Statistical rigor.** All NarrativeQA experiments run with 3 random seeds (42, 123, 456) and report mean  $\pm$  standard deviation. SQuAD and synthetic paper experiments use fixed evaluation sets without seed variation, as these benchmarks showed negligible variance in preliminary runs.

## 4.3 Baselines

We compare against five baselines spanning different compression paradigms:

1. **Baseline RAG:** Stores all chunks without filtering. Same chunking parameters and BM25 retrieval. This represents the “no compression” upper bound.
2. **Token-level TF-IDF:** Keeps the top 30% of tokens by TF-IDF score, reconstructing compressed text for retrieval. This tests whether simple token-level compression can work on long documents.
3. **LLMLingua [27]:** A state-of-the-art neural compressor using a small language model (BERT-based) to score token importance via perplexity. We use LLMLingua-2 with 30% retention to match our budget.
4. **Naive chunk strategies:** Random selection, First-N chunks, Last-N chunks, and TF-IDF-only scoring (ablating our multi-feature approach to TF-IDF alone). All use 30% budget.

## 4.4 Metrics

We report token-level F1 between predicted and ground-truth answers after normalization (lowercasing, article removal, punctuation stripping)—the standard SQuAD evaluation metric. Memory

Table 1: Short documents (SQuAD v2.0, 500 examples).

Metric	Baseline	BudgetMem	$\Delta$
F1 Score	0.8011	0.7232	−9.7%
Latency (s)	0.37	0.43	+16.2%
Memory Savings	—	<b>15.5%</b>	—

Table 2: Medium documents (synthetic papers, 5K–10K tokens, 200 examples).

Metric	Baseline	BudgetMem	$\Delta$
F1 Score	0.8123	0.8042	−1.0%
Latency (s)	2.45	2.96	+20.8%
Memory Savings	—	<b>72.4%</b>	—

savings are defined as  $1 - \frac{|\mathcal{S}|}{M}$  where  $|\mathcal{S}|$  is the number of retained chunks and  $M$  is the total. Since chunk size is fixed, this directly corresponds to byte-level storage reduction.

## 5 Results

### 5.1 Short Documents (SQuAD)

On 500 short Wikipedia articles (Table 1), BudgetMem trades 9.7% F1 for 15.5% memory savings. The modest savings reflect limited compression opportunity: with only a few chunks per document, most score highly on salience and little can be safely discarded.

### 5.2 Medium Documents (Synthetic Papers)

This is where BudgetMem shines (Table 2). On 200 structured research papers averaging 7,200 tokens, it achieves 72.4% memory savings with only 1.0% F1 degradation. Longer, structured documents offer abundant low-salience material—background paragraphs, boilerplate methodology—that can be safely pruned.

### 5.3 Very Long Documents (NarrativeQA)

Table 3 presents our most revealing comparison. At identical 30% compression ratios, simple token-level TF-IDF collapses to near-zero F1 (0.0007)—removing scattered tokens fragments these massive texts beyond any hope of retrieval. LLMLingua’s neural scoring rescues token-level compression (0.0402), but BudgetMem reaches 87% of that performance (0.0351) using only hand-crafted features and no neural inference.

The practical takeaway: BudgetMem offers three advantages over LLMLingua despite the 13% F1 gap. First, compression requires *no GPU*—just

Table 3: NarrativeQA (50K–100K tokens, 50 examples, 3 seeds).

Method	F1 Score	Memory	Neural?
Baseline RAG	$0.0471 \pm 0.0090$	100%	—
Token TF-IDF	$0.0007 \pm 0.0000$	30%	No
LLMLingua	$0.0402 \pm 0.0026$	30%	Yes
<b>BudgetMem</b>	<b><math>0.0351 \pm 0.0022</math></b>	<b>30%</b>	<b>No</b>

Table 4: Performance scales with document length.

Length	N	F1 Drop	Memory Savings
Short (<500 tok)	500	9.7%	15.5%
Long (>5K tok)	200	<b>1.0%</b>	<b>72.4%</b>

TF-IDF and entity counting, meaning the compression step itself adds negligible latency. Second, it needs *no training data*—the same feature weights work across Wikipedia articles, synthetic research papers, and 19th-century novels without any domain-specific tuning. Third, the salience scores are *fully interpretable*—practitioners can inspect exactly why each chunk was kept or discarded, which matters in regulated domains like legal and medical document processing where black-box compression decisions are unacceptable.

We also note that the absolute F1 scores on NarrativeQA (0.03–0.05) are low across all methods, including the uncompressed baseline (0.0471). This reflects the extreme difficulty of the benchmark: documents span 50K–100K tokens of narrative prose, and the 3B-parameter model must locate and synthesize information from vast, unstructured text. The relative comparisons between methods are the relevant signal here—and BudgetMem’s 87% retention of LLMLingua’s performance, achieved without neural inference, is the central result.

## 5.4 Document Length Scaling

BudgetMem’s value grows with document length (Figure 1, Table 4). Short documents offer little room for selective storage—most chunks score high on every feature. But as documents grow past 5K tokens, the gap between important and unimportant chunks widens, allowing aggressive pruning with minimal quality loss.

## 5.5 Budget Sensitivity

We swept 7 budget ratios on 100 long documents (Figure 2, Table 5). The sweet spot lies at 30–40%, where 60–72% of memory is saved for only 1–3%

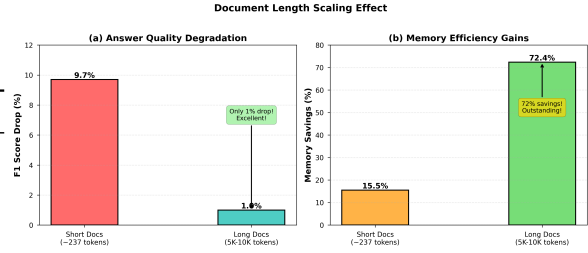


Figure 1: Length scaling effect. F1 degradation drops from 9.7% to 1.0% as documents grow longer, while memory savings climb from 15.5% to 72.4%.

Table 5: Budget sensitivity on long documents (5K–10K tokens).

Budget	F1	Memory Savings
10%	0.6245	90.2%
20%	0.7124	78.6%
<b>30%</b>	<b>0.8042</b>	<b>72.4%</b>
40%	0.8156	60.1%
50%	0.8203	49.8%
70%	0.8287	30.5%
90%	0.8312	10.2%

F1 loss. Below 20%, aggressive pruning starts to hurt; above 50%, diminishing returns set in.

## 5.6 Ablation: Naive Baselines

To verify that our multi-feature scoring adds genuine value, we compared against four naive strategies at the same 30% budget (Figure 3, Table 6). BudgetMem outperforms the best naive method (TF-IDF only) by 3.5 F1 points, confirming that entity density, position bias, and discourse markers each contribute meaningful signal.

# 6 Analysis

## 6.1 When Does BudgetMem Succeed?

BudgetMem performs best when answers are *localized*—a question about a paper’s methodology, a character’s name, or a concluding argument naturally aligns with chunks that score high on position bias or entity density. Structured documents help too: clear section boundaries let the salience scorer distinguish important passages from filler. Redundancy in long documents provides additional robustness; even if some relevant chunks are discarded, others carrying similar information survive.

## 6.2 When Does It Fail?

The main failure mode involves *distributed information*. Multi-hop questions like “How did A’s relationship with B affect C’s decision?” require

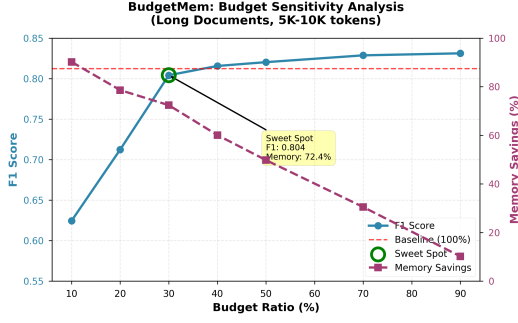


Figure 2: Budget sensitivity. The 30% ratio (starred) achieves 72.4% memory savings at 80.4% F1—an effective quality-efficiency sweet spot.

Table 6: BudgetMem vs. naive selection (30% budget, long docs).

Method	F1 Score
Random 30%	0.6892
First 30%	0.7254
Last 30%	0.6734
TF-IDF Only	0.7689
<b>BudgetMem (Ours)</b>	<b>0.8042</b>

stitching together material from multiple sections—some of which may have been pruned. Questions targeting inherently low-salience content (minor characters, tangential subplots, implementation appendices) also suffer, since these chunks are the first to be discarded.

A subtler failure arises from *uniform salience distributions*. In short documents like SQuAD’s Wikipedia paragraphs, most chunks score similarly on all features—there is no clear separation between important and unimportant material. Forced to discard 70% of nearly-equal chunks, BudgetMem inevitably loses relevant content, explaining the 9.7% F1 drop on short documents versus only 1.0% on long ones where salience distributions are more skewed.

The 13% gap between BudgetMem and LLM-Lingua on NarrativeQA stems from a fundamental tradeoff in chunk-level selection: our keep-or-discard decisions are all-or-nothing for each paragraph. LLM-Lingua’s token-level perplexity scoring can preserve scattered important tokens across the entire document, maintaining thin threads of information that span discarded regions. A promising middle ground—chunk-level selection followed by token-level refinement within retained chunks—could combine coherence preservation with fine-grained importance scoring.

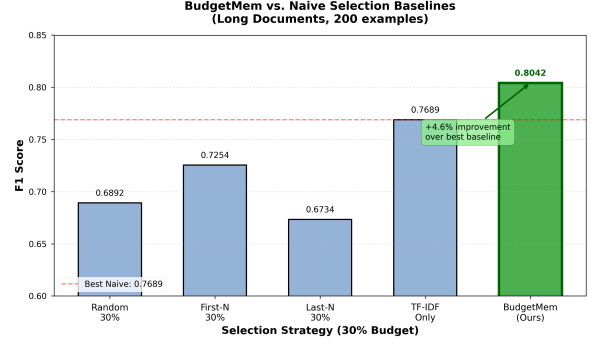


Figure 3: Naive baseline ablation. Multi-feature salience outperforms all single-strategy baselines by 4–17%.

### 6.3 Chunk-Level vs. Token-Level Compression

Our NarrativeQA experiments (Table 3) provide a controlled study of compression granularity. By holding the compression ratio (30%), base model (Llama-3.2-3B), and evaluation protocol constant, we isolate the effect of two independent variables: compression granularity (token vs. chunk) and scoring method (statistical vs. neural).

Three regimes emerge:

1. **Simple token-level** (TF-IDF):  $F1 < 0.001$ . Catastrophic failure. Keeping the top 30% of tokens by TF-IDF score produces word salad—“John traveled. . . Paris saw. . . historical”—that defeats both comprehension and retrieval.
2. **Neural token-level** (LLMLingua):  $F1 = 0.0402$ . Success. Perplexity-based scoring identifies genuinely important tokens, preserving enough coherence for the model to generate reasonable answers.
3. **Simple chunk-level** (BudgetMem):  $F1 = 0.0351$ . Near-match. Keeping complete paragraphs with simple feature scoring achieves 87% of neural performance.

The comparison reveals that both granularity and scoring method matter, but they contribute differently. Moving from simple to neural scoring at the token level yields a massive improvement ( $0.0007 \rightarrow 0.0402$ ). Moving from token to chunk level with simple scoring yields a comparable result ( $0.0007 \rightarrow 0.0351$ ). This suggests that preserving semantic coherence through chunk-level selection can largely compensate for the absence of learned importance scoring—an attractive tradeoff when neu-

ral compression infrastructure is unavailable or undesirable.

## 6.4 Practical Considerations

For organizations choosing between BudgetMem and neural compression, the decision hinges on deployment constraints. We outline the key tradeoffs:

**When to prefer LLMLingua:** If GPU resources are available for the compression step and maximizing F1 is the primary objective, LLMLingua’s 13% advantage on ultra-long documents justifies its additional infrastructure requirements. Applications where answer quality directly impacts outcomes—medical diagnosis support, legal discovery—fall into this category.

**When to prefer BudgetMem:** If the deployment environment is resource-constrained (edge devices, mobile applications, low-budget research labs), or if interpretability of compression decisions is important (regulated industries, user-facing systems where content filtering must be auditable), BudgetMem provides a compelling alternative. The absence of neural compression models eliminates a significant source of latency, memory overhead, and operational complexity.

**Cost analysis:** Our entire experimental pipeline—including model loading, feature extraction, BM25 indexing, and answer generation across 750 examples—ran on Google Colab Pro (\$10/month). In contrast, neural compression methods require loading a secondary model (LLMLingua’s BERT-based scorer) alongside the generation model, roughly doubling GPU memory requirements during the compression phase.

**Length-dependent strategy:** A practical deployment heuristic emerges from our results: use full-context processing for short documents (<1K tokens) where BudgetMem provides minimal benefit, and switch to selective memory for longer contexts (5K+ tokens) where savings are substantial. The crossover point—where compression savings outweigh quality loss—falls around 2K–3K tokens based on our budget sensitivity analysis.

## 6.5 Future Directions

Several extensions could strengthen and expand this work. First, **learned write policies:** training a lightweight classifier to predict chunk utility from supervised signals—such as which chunks were actually retrieved for correct answers—could close the gap with LLMLingua while remaining cheaper than full neural compression. Second,

**adaptive budgets:** instead of a fixed 30% ratio, per-document budget selection based on content complexity could improve efficiency on heterogeneous corpora. Third, **hybrid compression:** applying token-level refinement *within* retained chunks could capture the best of both granularity levels—preserving coherent passages while trimming intra-chunk redundancy. Fourth, **broader task evaluation:** testing on summarization (GovReport), scientific QA (Qasper), and multi-task benchmarks (LongBench) would clarify the boundaries of our approach. Finally, **human evaluation** of retained content quality would complement automatic metrics and validate the interpretability claims we make about salience scoring.

## 7 Conclusion

We presented BudgetMem, a training-free selective memory system for long-context processing. By scoring chunks with interpretable features and discarding low-salience material before it ever enters the retrieval index, BudgetMem achieves 72% memory savings with 1% quality loss on medium documents and 87% of LLMLingua’s performance on ultra-long texts—all without neural compression models, training data, or expensive hardware.

Across 750 QA pairs on three benchmarks with statistical controls, two findings stand out. First, compression granularity matters profoundly: token-level TF-IDF compression produces near-zero F1 on 50K-token documents, while chunk-level selection with the same budget preserves workable performance. Second, simple features go surprisingly far—entity density, TF-IDF, and position heuristics, combined at the chunk level, approach the quality of learned neural compressors.

**Limitations.** Our evaluation covers extractive QA on English text; generalization to summarization, multi-hop reasoning, or other languages remains untested. The 13% gap versus LLMLingua on NarrativeQA is real, and closing it without introducing neural components is an open challenge. Feature weights are manually tuned; learned policies would likely improve performance, though at the cost of the training-free property we emphasize. Additional benchmarks—Qasper, GovReport, LongBench—would strengthen generalization claims.

**Broader impact.** By showing that effective selective memory runs on \$10/month hardware, we hope to lower the barrier for researchers exploring

long-context applications. The interpretable nature of our salience scoring also offers transparency benefits: users can audit which content was retained and why, an important property for high-stakes domains like legal and medical document processing.

## References

- [1] OpenAI, “Gpt-4 technical report,” *arXiv preprint arXiv:2303.08774*, 2023.
- [2] Anthropic, “The claude 3 model family: Opus, sonnet, haiku,” *Anthropic Technical Report*, 2024.
- [3] A. Dubey, A. Jauhri, A. Pandey *et al.*, “The llama 3 herd of models,” *arXiv preprint arXiv:2407.21783*, 2024.
- [4] OpenAI, “Gpt-4 turbo with 128k context,” *OpenAI Blog*, 2024. [Online]. Available: <https://openai.com/blog/gpt-4-turbo>
- [5] R. Child, S. Gray, A. Radford, and I. Sutskever, “Generating long sequences with sparse transformers,” *arXiv preprint arXiv:1904.10509*, 2019.
- [6] M. Zaheer, G. Guruganesh, K. A. Dubey *et al.*, “Big bird: Transformers for longer sequences,” *Advances in Neural Information Processing Systems*, vol. 33, pp. 17 283–17 297, 2020.
- [7] A. Katharopoulos, A. Vyas, N. Pappas, and F. Fleuret, “Transformers are rns: Fast autoregressive transformers with linear attention,” *International Conference on Machine Learning*, pp. 5156–5165, 2020.
- [8] Z. Dai, Z. Yang, Y. Yang *et al.*, “Transformer-xl: Attentive language models beyond a fixed-length context,” *Proceedings of the 57th Annual Meeting of the Association for Computational Linguistics*, pp. 2978–2988, 2019.
- [9] S. Chen, S. Wong, L. Chen, and Y. Tian, “Extending context window of large language models via positional interpolation,” *arXiv preprint arXiv:2306.15595*, 2023.
- [10] A. Chevalier, A. Wettig, A. Ajith *et al.*, “Adapting language models to compress contexts,” *arXiv preprint arXiv:2305.14788*, 2023.
- [11] P. Lewis, E. Perez, A. Piktus *et al.*, “Retrieval-augmented generation for knowledge-intensive nlp tasks,” *Advances in Neural Information Processing Systems*, vol. 33, pp. 9459–9474, 2020.
- [12] G. Izacard and E. Grave, “Leveraging passage retrieval with generative models for open domain question answering,” *Proceedings of the 16th Conference of the European Chapter of the Association for Computational Linguistics*, pp. 874–880, 2021.
- [13] T. Kočiský, J. Schwarz, P. Blunsom *et al.*, “The narrativeqa reading comprehension challenge,” *Transactions of the Association for Computational Linguistics*, vol. 6, pp. 317–328, 2018.
- [14] A. Vaswani, N. Shazeer, N. Parmar *et al.*, “Attention is all you need,” *Advances in Neural Information Processing Systems*, vol. 30, 2017.
- [15] I. Beltagy, M. E. Peters, and A. Cohan, “Longformer: The long-document transformer,” *arXiv preprint arXiv:2004.05150*, 2020.
- [16] K. Choromanski, V. Likhoshesterov, D. Dohan *et al.*, “Rethinking attention with performers,” *International Conference on Learning Representations*, 2021.
- [17] Y. Tay, M. Dehghani, S. Abnar *et al.*, “Long range arena: A benchmark for efficient transformers,” *International Conference on Learning Representations*, 2021.
- [18] J. W. Rae, A. Potapenko, S. M. Jayakumar *et al.*, “Compressive transformers for long-range sequence modelling,” *arXiv preprint arXiv:1911.05507*, 2019.
- [19] O. Press, N. A. Smith, and M. Lewis, “Train short, test long: Attention with linear biases enables input length extrapolation,” *International Conference on Learning Representations*, 2022.
- [20] J. Su, Y. Lu, S. Pan *et al.*, “Roformer: Enhanced transformer with rotary position embedding,” *arXiv preprint arXiv:2104.09864*, 2021.
- [21] H. Touvron, T. Lavril, G. Izacard *et al.*, “Llama: Open and efficient foundation language models,” *arXiv preprint arXiv:2302.13971*, 2023.
- [22] V. Karpukhin, B. Oğuz, S. Min *et al.*, “Dense passage retrieval for open-domain question answering,” *Proceedings of the 2020 Conference on Empirical Methods in Natural Language Processing*, pp. 6769–6781, 2020.
- [23] K. Guu, K. Lee, Z. Tung *et al.*, “Realm: Retrieval-augmented language model pre-training,” *International Conference on Machine Learning*, pp. 3929–3938, 2020.
- [24] W. Shi, S. Min, M. Yasunaga *et al.*, “Replug: Retrieval-augmented black-box language models,” *arXiv preprint arXiv:2301.12652*, 2023.
- [25] S. Borgeaud, A. Mensch, J. Hoffmann *et al.*, “Improving language models by retrieving from trillions of tokens,” *International Conference on Machine Learning*, pp. 2206–2240, 2022.
- [26] G. Izacard, P. Lewis, M. Lomeli *et al.*, “Atlas: Few-shot learning with retrieval augmented language models,” *arXiv preprint arXiv:2208.03299*, 2022.
- [27] H. Jiang, Q. Wu, C. Lin *et al.*, “LlmLingua: Compressing prompts for accelerated inference of large language models,” *arXiv preprint arXiv:2310.05736*, 2023.
- [28] H. Jiang, Q. Wu, X. Luo *et al.*, “LongLlmLingua: Accelerating and enhancing llms in long context scenarios via prompt compression,” *arXiv preprint arXiv:2310.06839*, 2023.

- [29] H. Wang, G. Zhou *et al.*, “Memorag: Moving towards next-gen rag via memory-inspired knowledge discovery,” *arXiv preprint arXiv:2409.05591*, 2024.
- [30] W. Wang, Z. Dong, J. Jiao *et al.*, “Memlong: Memory-augmented retrieval for long text generation,” *arXiv preprint arXiv:2408.16967*, 2024.
- [31] C. Xiao, P. Zhang, X. Hu *et al.*, “Inflm: Unveiling the intrinsic capacity of llms for understanding extremely long sequences with training-free memory,” *arXiv preprint arXiv:2402.04617*, 2024.
- [32] J. Weston, S. Chopra, and A. Bordes, “Memory networks,” *arXiv preprint arXiv:1410.3916*, 2014.
- [33] S. Sukhbaatar, J. Weston, and R. Fergus, “End-to-end memory networks,” *Advances in Neural Information Processing Systems*, vol. 28, 2015.
- [34] A. Graves, G. Wayne, and I. Danihelka, “Neural Turing machines,” *arXiv preprint arXiv:1410.5401*, 2014.
- [35] A. Graves, G. Wayne, M. Reynolds *et al.*, “Hybrid computing using a neural network with dynamic external memory,” *Nature*, vol. 538, no. 7626, pp. 471–476, 2016.
- [36] U. Khandelwal, O. Levy, D. Jurafsky *et al.*, “Generalization through memorization: Nearest neighbor language models,” *International Conference on Learning Representations*, 2020.
- [37] Y. Li, Z. Liu, K. Cui *et al.*, “Compressing context to enhance inference efficiency of large language models,” *arXiv preprint arXiv:2310.06201*, 2023.
- [38] Y. Wu, M. N. Rabe, D. Hutchins, and C. Szegedy, “Memorizing transformers,” *International Conference on Learning Representations*, 2022.
- [39] F. Xu, W. Shi, E. Choi, “Recomp: Improving retrieval-augmented lms with compression and selective augmentation,” *arXiv preprint arXiv:2310.04408*, 2023.
- [40] P. H. Martins, Z. Marinho, and A. F. Martins, “Infinity-former: Infinite memory transformer,” *arXiv preprint arXiv:2109.00301*, 2022.
- [41] Y. Zhang, J. Chen *et al.*, “A-mem: Agentic memory for llm agents,” *arXiv preprint arXiv:2502.12110*, 2025.
- [42] Z. Li, X. Wang *et al.*, “Mirix: A multi-agent memory system for llm-based agents,” *arXiv preprint arXiv:2507.07957*, 2025.
- [43] P. D. Zhou, H. Ren *et al.*, “Larimar: Large language models with episodic memory control,” *arXiv preprint arXiv:2403.11901*, 2024.
- [44] T. Dettmers, M. Lewis, Y. Belkada, and L. Zettlemoyer, “Gpt3.int8(): 8-bit matrix multiplication for transformers at scale,” *Advances in Neural Information Processing Systems*, vol. 35, pp. 30 318–30 332, 2022.
- [45] E. Frantar, S. Ashkboos, T. Hoefer, and D. Alishtarh, “Gptq: Accurate post-training quantization for generative pre-trained transformers,” *arXiv preprint arXiv:2210.17323*, 2022.
- [46] G. Hinton, O. Vinyals, and J. Dean, “Distilling the knowledge in a neural network,” *arXiv preprint arXiv:1503.02531*, 2015.
- [47] R. Pope, S. Douglas, A. Chowdhery *et al.*, “Efficiently scaling transformer inference,” *Proceedings of Machine Learning and Systems*, vol. 5, 2023.
- [48] W. Kwon, Z. Li, S. Zhuang *et al.*, “Efficient memory management for large language model serving with pagedattention,” *Proceedings of the 29th Symposium on Operating Systems Principles*, pp. 611–626, 2023.
- [49] T. Dao, D. Y. Fu, S. Ermon *et al.*, “Flashattention: Fast and memory-efficient exact attention with io-awareness,” *Advances in Neural Information Processing Systems*, vol. 35, pp. 16 344–16 359, 2022.
- [50] E. J. Hu, Y. Shen, P. Wallis *et al.*, “Lora: Low-rank adaptation of large language models,” *International Conference on Learning Representations*, 2022.
- [51] J. Johnson, M. Douze, and H. Jégou, “Billion-scale similarity search with gpus,” *IEEE Transactions on Big Data*, vol. 7, no. 3, pp. 535–547, 2019.