

Epistemic Reject Option Prediction

Vojtech Franc, Jakub Paplham
Department of Cybernetics
Faculty of Electrical Engineering
Czech Technical University in Prague
xfrancv@fel.cvut.cz, paplhjak@fel.cvut.cz

November 10, 2025

Abstract

In high-stakes applications, predictive models must not only produce accurate predictions but also quantify and communicate their uncertainty. Reject-option prediction addresses this by allowing the model to abstain when prediction uncertainty is high. Traditional reject-option approaches focus solely on aleatoric uncertainty, an assumption valid only when large training data makes the epistemic uncertainty negligible. However, in many practical scenarios, limited data makes this assumption unrealistic. This paper introduces the epistemic reject-option predictor, which abstains in regions of high epistemic uncertainty caused by insufficient data. Building on Bayesian learning, we redefine the optimal predictor as the one that minimizes expected regret – the performance gap between the learned model and the Bayes-optimal predictor with full knowledge of the data distribution. The model abstains when the regret for a given input exceeds a specified rejection cost. To our knowledge, this is the first principled framework that enables learning predictors capable of identifying inputs for which the training data is insufficient to make reliable decisions.

1 Introduction

Predictive models learned from data lie at the core of most practical AI systems. These models are typically trained to minimize the average prediction error. However, in high-stakes applications such as medicine, it is

crucial not only to achieve low prediction error but also to quantify the uncertainty of individual predictions and effectively communicate this uncertainty to the end user.

Prediction uncertainty arises from two primary sources: aleatoric uncertainty and epistemic uncertainty [8]. Aleatoric uncertainty stems from the inherent randomness in the relationship between the inputs and the target outputs. It reflects noise in the data and is considered irreducible. In contrast, epistemic uncertainty arises due to the model being trained on a finite dataset instead of having access to the true data-generating distribution. Unlike aleatoric uncertainty, epistemic uncertainty is reducible with more data.

Prediction uncertainty can be leveraged to support decision-making in various ways. A widely used approach is reject-option prediction, where the model abstains from predicting when uncertainty is high, thus indicating an elevated risk of an incorrect outcome. Traditional reject-option predictors, as first proposed by [2], consider only aleatoric uncertainty, a setting we term aleatoric reject-option prediction. Existing methods for training these predictors often rely on empirical risk minimization or maximum likelihood estimation, assuming a training dataset large enough to disregard epistemic uncertainty [6].

In practical applications, training data is inherently finite, and consequently, ignoring epistemic uncertainty is often unjustified. Bayesian learning provides a principled methodology for naturally incorporating both aleatoric and epistemic uncertainties [1, 5]. Its application to reject-option prediction enables the development of models we call Bayesian reject-option predictors. Such models

are designed to abstain from making a prediction when the overall predictive uncertainty, encompassing both its aleatoric and epistemic sources, is deemed too high.

In this paper, we present a novel framework for constructing epistemic reject-option predictors that abstain from making predictions when epistemic uncertainty is high, i.e., when the training data is insufficient to support reliable decisions for a given input. To formalize this behavior, we extend the standard Bayesian learning framework by replacing the conventional objective of minimizing expected loss with the minimization of expected regret. Regret is defined as the performance gap between the learned predictor and the Bayes-optimal predictor, which has full knowledge of the true data-generating distribution. The model abstains when the regret for a given input exceeds a specified rejection cost.

The main contributions of this work are:

1. We propose a principled framework for constructing reject-option predictors that base their accept-or-reject decisions solely on epistemic uncertainty. To our knowledge, this is the first framework that enables predictors to systematically identify inputs for which available training data is insufficient to support reliable predictions.
2. Our framework provides a theoretical justification for entropy-based and variance-based measures of epistemic uncertainty commonly used in Bayesian neural networks [3]. Specifically, we show that these widely used uncertainty measures correspond to the conditional regret, the quantity our optimal epistemic reject-option predictor uses to decide whether to accept or reject a prediction.

2 Preliminaries

In this section, we review existing methods for constructing reject-option predictors, illustrating them with a simple running example. We cover standard approaches, including maximum likelihood and Bayesian learning, and show how they apply to reject-option prediction. While the material is well established (e.g., [1]), we present it using consistent notation and terminology to provide the necessary context for our novel framework for epistemic

reject-option predictors, which builds upon these foundations.

2.1 Bayes predictor

Let \mathcal{X} denote the set of inputs and \mathcal{Y} the set of targets. We consider that the input-output pairs (x, y) are generated by a random process with distribution $p(x, y)$ defined over the product space $\mathcal{X} \times \mathcal{Y}$. The goal is to construct a predictor $h: \mathcal{X} \rightarrow \mathcal{Y}$, that gets an input $x \in \mathcal{X}$ and produces a prediction $h(x) \in \mathcal{Y}$ of the true target. Given a prediction loss $\ell: \mathcal{Y} \times \mathcal{Y} \rightarrow \mathbb{R}_+$, the performance of a predictor h is evaluated by its expected risk:

$$R(h) = \mathbb{E}_{(x,y) \sim p(x,y)} [\ell(y, h(x))] .$$

The Bayes predictor h^* is the theoretically optimal predictor that minimizes the expected risk $R(h)$, and it reads:

$$h^*(x) = \operatorname{argmin}_{\hat{y} \in \mathcal{Y}} \mathbb{E}_{y \sim p(y|x)} [\ell(y, \hat{y})] . \quad (1)$$

The Bayes predictor is not tied to any learning procedure.

2.2 Aleatoric reject-option prediction

The classical reject-option prediction framework [2] allows a predictor to abstain from making a prediction on inputs $x \in \mathcal{X}$ that are likely to incur high loss. In this setting, the reject-option predictor $q: \mathcal{X} \rightarrow \mathcal{Y} \cup \{\text{reject}\}$ outputs either a predicted target $q(x) \in \mathcal{Y}$ or abstains by returning $q(x) = \text{reject}$.

To accommodate the rejection option, the prediction loss $\ell: \mathcal{Y} \times \mathcal{Y} \rightarrow \mathbb{R}_+$ is extended to a reject-option loss $\ell^\epsilon: \mathcal{Y} \times (\mathcal{Y} \cup \{\text{reject}\}) \rightarrow \mathbb{R}_+$, incorporating a fixed rejection cost $\epsilon \in \mathbb{R}_+$, defined as:

$$\ell^\epsilon(y, d) = \begin{cases} \ell(y, d) & \text{if } d \in \mathcal{Y}, \\ \epsilon & \text{if } d = \text{reject} . \end{cases} \quad (2)$$

The performance of the reject-option predictor q is then measured by its expected risk under the reject-option loss:

$$R^\epsilon(q) = \mathbb{E}_{(x,y) \sim p(x,y)} [\ell^\epsilon(y, q(x))] . \quad (3)$$

The optimal reject-option predictor q^* , which minimizes $R^\epsilon(q)$ is given by:

$$q^*(x) = \begin{cases} h^*(x) & \text{if } r^*(x) \leq \epsilon, \\ \text{reject} & \text{if } r^*(x) > \epsilon, \end{cases} \quad (4)$$

where h^* denotes the Bayes predictor (1), and

$$r^*(x) = \mathbb{E}_{y \sim p(y|x)} [\ell(y, h^*(x))] , \quad (5)$$

represents the conditional risk of h^* at input x .

This formulation assumes complete knowledge of the data-generating distribution $p(x, y)$, and therefore accounts only for aleatoric uncertainty, while ignoring epistemic uncertainty. For this reason, we refer to the predictor in (4) as the aleatoric reject-option predictor. In this context, the conditional risk $r^*(x)$ can serve as an optimal measure of aleatoric uncertainty in x using the true model $p(x, y)$.

Example 1 Let $\mathcal{X} = \mathbb{R}$ be the set of inputs and $\mathcal{Y} = \mathbb{R}$ the set of targets. Assume $(x, y) \in \mathcal{X} \times \mathcal{Y}$ is a sample from the distribution $p(x, y) = p(x)p(y | x)$, where $p(x) = \mathcal{N}(x | 0, 1)$ is a standard normal distribution and $p(y | x) = \mathcal{N}(y | \mu(x), v(x))$ is normal with input-dependent mean $\mu(x) = 0.5x + 1$ and variance $v(x) = 0.1 + 0.04(x + 8)^2$. Assume the squared loss $\ell(y, \hat{y}) = (y - \hat{y})^2$. Then, the Bayes predictor (1) is given by the conditional mean:

$$h^*(x) = \mathbb{E}_{y \sim p(y|x)} [y] = \mu(x) = 0.5x + 1.$$

Accordingly, the conditional risk (5) is equal to the conditional variance of y given x :

$$r^*(x) = \text{Var}_{y \sim p(y|x)} [y] = v(x) = 0.1 + 0.04(x + 8)^2.$$

Figure 1 illustrates the aleatoric reject-option predictor (4) using the expressions for $h^*(x)$ and $r^*(x)$ from this example. Note that the resulting predictor is independent of the marginal distribution $p(x)$; however, $p(x)$ influences learned predictors, as demonstrated in following examples.

2.3 Non-bayesian learning

The true data-generating distribution $p(x, y)$ is typically unknown. Therefore, predictors must be learned from training data $D = ((x_i, y_i) \in \mathcal{X} \times \mathcal{Y} \mid i = 1, \dots, m)$, which are assumed to consist of a sequence of independent and identically distributed (i.i.d.) samples drawn from $p(x, y)$.

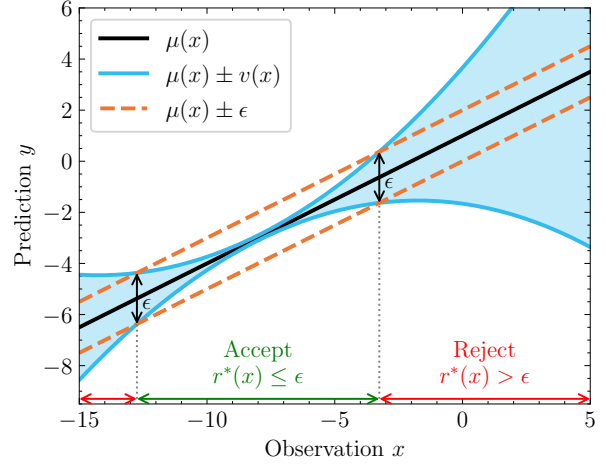


Figure 1: The aleatoric reject-option predictor outputs the prediction $h^*(x)$ in regions where the conditional risk $r^*(x)$ does not exceed the rejection cost ϵ , and abstains otherwise. This example considers the squared loss $\ell(y, \hat{y}) = (y - \hat{y})^2$, the reject cost $\epsilon = 1$ and full knowledge of data distribution $p(x, y)$ defined in Example 1. Under this loss, the predictor $h^*(x)$ returns the conditional mean $\mu(x)$, and the conditional risk $r^*(x)$ equals the conditional variance $v(x)$, which is the optimal measure of aleatoric uncertainty.

In Maximum-Likelihood (ML) learning, one first selects a parametric family of distributions $\mathcal{P} = \{p(x, y | \theta) \mid \theta \in \Theta\}$, with the assumption that this family contains the true distribution. That is, there exists a parameter $\theta^* \in \Theta$ such that $p(x, y) = p(x, y | \theta^*)$. Given the training data D , a ML parameter estimate $\hat{\theta} \in \Theta$ is obtained by maximizing the log-likelihood function:

$$L(\theta) = \log p(D | \theta) \quad \text{where} \quad p(D | \theta) = \prod_{i=1}^m p(x_i, y_i | \theta).$$

Let us define Bayes predictor for a known parameter θ :

$$h(x, \theta) = \arg \min_{\hat{y} \in \mathcal{Y}} \mathbb{E}_{y \sim p(y|x, \theta)} [\ell(y, \hat{y})] . \quad (6)$$

The result of learning is a plug-in Bayes predictor $\hat{h}(x) = h(x, \hat{\theta})$, using the ML estimate of the parameter $\hat{\theta}$ in place of the true θ^* . In settings where a reject option is incorporated, the plug-in conditional risk $\hat{r}(x) = r(x, \hat{\theta})$ is used

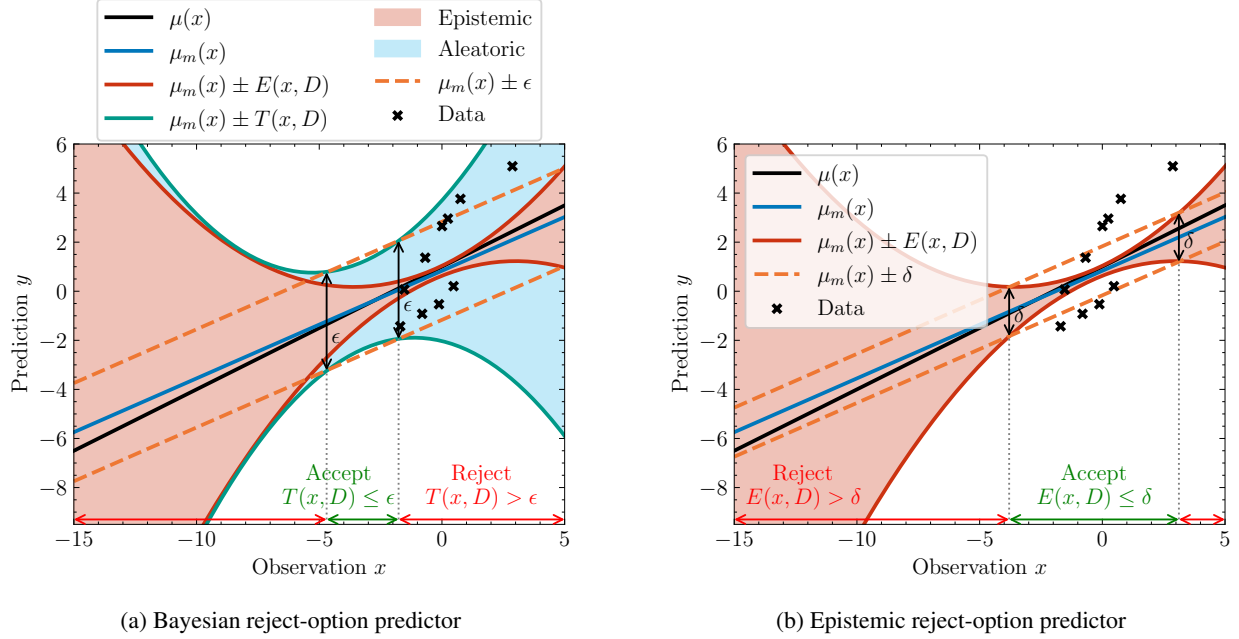


Figure 2: Fig 2a illustrates the Bayesian reject-option predictor (14), which outputs the prediction $H_B(x, D)$ in regions where the total uncertainty $T(x, D)$ does not exceed the rejection cost $\epsilon = 2$, and abstains otherwise. Fig 2b shows the epistemic reject-option predictor (18), which outputs the prediction $H_B(x, D)$ in regions where the epistemic uncertainty $E(x, D)$ does not exceed the rejection cost $\delta = 1$, and abstains elsewhere. This example considers the setting of Example 4, with training data D consisting of $m = 10$ examples drawn from $p(x, y)$ specified in Example 1. Under this setup, the predictor is given by $H_B(x, D) = \mathbf{x}^T \boldsymbol{\mu}_m$, where $\boldsymbol{\mu}_m$ denotes the mean of the predictive distribution, serving as an estimate of the true mean $\mu(x)$. The total uncertainty is computed as $T(x, D) = \mathbf{x}^T \boldsymbol{\Sigma}_m \mathbf{x} + v(x)$, which decomposes into the sum of aleatoric and epistemic uncertainties: $T(x, D) = A(x, D) + E(x, D)$, where $A(x, D) = v(x)$ and $E(x, D) = \mathbf{x}^T \boldsymbol{\Sigma}_m \mathbf{x}$.

to approximate $r^*(x)$, where

$$r(x, \theta) = \mathbb{E}_{y \sim p(y|x, \theta)} [\ell(y, h(x, \theta))] . \quad (7)$$

ML learning yields a point estimate of the predictor \hat{h} (or \hat{q}) given the training data D . This approach accounts for aleatoric uncertainty and, under suitable conditions, guarantees that epistemic uncertainty vanishes as the number of training examples m tends to infinity [11]. However, it does not explicitly represent or quantify epistemic uncertainty, which becomes problematic when the training data is insufficient.

Example 2 Assume $p(x, y|\boldsymbol{\theta}) = p(x)p(y|x, \boldsymbol{\theta})$ and $p(y|x, \boldsymbol{\theta}) = \mathcal{N}(y|x\theta_1 + \theta_0, v(x))$, where $\boldsymbol{\theta} = (\theta_0, \theta_1) \in$

$\Theta = \mathbb{R}^2$ are unknown parameters to be learned and $v(x) = 0.1 + 0.04(x+8)^2$ a known variance. Given i.i.d. training data $D = ((x_i, y_i) \in \mathbb{R}^2 | i = 1, \dots, m)$, the maximum-likelihood estimate of the parameters reads:

$$\hat{\boldsymbol{\theta}} = (\mathbf{X}^T \boldsymbol{\Sigma}^{-1} \mathbf{X})^{-1} \mathbf{X} \boldsymbol{\Sigma}^{-1} \mathbf{y} ,$$

where

$$\mathbf{X} = \begin{bmatrix} x_1 & 1 \\ \vdots & \vdots \\ x_m & 1 \end{bmatrix} \in \mathbb{R}^{m \times 2}, \quad \mathbf{y} = \begin{bmatrix} y_1 \\ \vdots \\ y_m \end{bmatrix} \in \mathbb{R}^m, \quad (8)$$

represent the training data and

$$\Sigma = \text{diag}\left([v(x_1), \dots, v(x_m)]\right) \in \mathbb{R}_+^{m \times m} \quad (9)$$

the known heteroscedastic noise in the training inputs.

2.4 Bayesian Learning

Bayesian learning [1, 5] is an established framework to design predictors from data that model both the aleatoric and the epistemic uncertainty. It relies on a parametric generative model in which the model parameters are treated as random variables. Let $\theta \in \Theta$ denote the parameter, $D \in \mathcal{D} = (\mathcal{X} \times \mathcal{Y})^m$ the training data, $x \in \mathcal{X}$ an input observation, and $y \in \mathcal{Y}$ its associated target. The full tuple (θ, D, x, y) is considered a sample from the joint distribution $p(\theta, D, x, y)$ defined over the product space $\Theta \times \mathcal{D} \times \mathcal{X} \times \mathcal{Y}$.

The goal in Bayesian learning is to construct a predictor $H: \mathcal{X} \times (\mathcal{X} \times \mathcal{Y})^m \rightarrow \mathcal{Y}$ that, given a training set D and a new input x , outputs a prediction $H(x, D) \in \mathcal{Y}$. The performance of such a predictor is evaluated using the Bayesian expected risk:

$$R_B(H) = \mathbb{E}_{(\theta, D, x, y) \sim p(\theta, D, x, y)} [\ell(y, H(x, D))] . \quad (10)$$

The optimal Bayesian predictor minimizes the Bayesian expected risk (10). It is based on the predictive distribution $p(y|x, D)$ and is defined as:

$$H_B(x, D) = \underset{\hat{y} \in \mathcal{Y}}{\text{argmin}} \mathbb{E}_{y \sim p(y|x, D)} [\ell(y, \hat{y})] . \quad (11)$$

Example 3 Assume $p(x, y|\theta) = p(x)p(y|x, \theta)$ and $p(y|x, \theta) = \mathcal{N}(y|x\theta_1 + \theta_0, v(x))$, with unknown parameters $\theta = (\theta_0, \theta_1) \in \mathbb{R}^2$, and known variance $v(x) = 0.1 + 0.04(x+8)^2$. Let prior distribution over the parameters be 2D normal distribution $p(\theta) = \mathcal{N}(\theta|\mathbf{0}, \Lambda)$, where $\Lambda = \text{diag}([\lambda_1, \lambda_2])$ is a diagonal covariance matrix. Let the training data be $D = ((x_i, y_i) \in \mathbb{R}^2)|i = 1, \dots, m$, drawn i.i.d. Under this setup, the predictive distribution is normal $p(y|x, D) = \mathcal{N}(y|\mathbf{x}^T \boldsymbol{\mu}_m, \mathbf{x}^T \Sigma_m \mathbf{x} + v(x))$, where $\mathbf{x} = [x, 1]^T$, and the posterior parameters are given by

$$\Sigma_m = (\mathbf{X}^T \Sigma^{-1} \mathbf{X} + \Lambda^{-1})^{-1}, \quad \boldsymbol{\mu}_m = \Sigma_m \mathbf{X}^T \Sigma^{-1} \mathbf{y}.$$

Here, \mathbf{X} , \mathbf{y} and Σ are defined in equations (8) and (9). Assuming the squared loss $\ell(y, \hat{y}) = (y - \hat{y})^2$, the Bayesian predictor corresponds to the mean of the predictive distribution $p(y|x, D)$:

$$H_B(x, D) = \mathbb{E}_{y \sim p(y|x, D)} [y] = \mathbf{x}^T \boldsymbol{\mu}_m . \quad (12)$$

2.5 Bayesian reject-option predictor

Bayesian learning is flexible and well-suited for constructing reject-option predictors from data. Specifically, the goal is to construct a function $Q: \mathcal{X} \times (\mathcal{X} \times \mathcal{Y})^m \rightarrow \mathcal{Y} \cup \{\text{reject}\}$ that, given a training data $D \in \mathcal{D}$ and an input $x \in \mathcal{X}$, either produces a predicted target $Q(x, D) \in \mathcal{Y}$ or opts to reject the input by returning $Q(x, D) = \text{reject}$.

The performance of the reject-option predictor Q is assessed via the Bayesian expected risk under the reject loss $\ell^\varepsilon(y, \hat{y})$ (see Equation (2)):

$$R_L^\varepsilon(Q) = \mathbb{E}_{(\theta, D, x, y) \sim p(\theta, D, x, y)} [\ell^\varepsilon(y, Q(x, D))] . \quad (13)$$

The optimal Bayesian reject-option predictor Q_B minimizing $R_L^\varepsilon(Q)$ reads:

$$Q_B(x, D) = \begin{cases} H_B(x, D) & \text{if } T(x, D) \leq \varepsilon, \\ \text{reject} & \text{if } T(x, D) > \varepsilon, \end{cases} \quad (14)$$

where $H_B(x, D)$ is the Bayesian predictor (11), and

$$T(x, D) = \mathbb{E}_{y \sim p(y|x, D)} [\ell(y, H_B(x, D))] , \quad (15)$$

is the conditional risk for a given input x and training data D . As discussed below, $T(x, D)$ reflects both aleatoric and epistemic uncertainty, and (15) is therefore referred to as the total uncertainty.

Example 4 Consider the setup from Example 3. The Bayesian reject-option predictor (14) consists of the Bayesian predictor $H_B(x, D)$ defined in (12), and the total uncertainty (15), which in this setting takes the form

$$T(x, D) = \text{Var}_{y \sim p(y|x, D)} [y] = \mathbf{x}^T \Sigma_m \mathbf{x} + v(x) . \quad (16)$$

The resulting Bayesian reject-option predictor is illustrated in Figure 2a.

3 Proposed epistemic reject-option predictor

The goal of our framework is to construct a reject-option predictor that bases its accept–reject decisions solely on epistemic uncertainty. We define this predictor as the solution to a well-posed optimization problem. The central idea is to depart from standard Bayesian learning, which minimizes expected loss, and instead minimize expected regret, defined as the performance gap between the predictor inferred from data and the Bayes-optimal predictor with full knowledge of the underlying parameters. The predictor abstains when the regret for a given input exceeds a specified rejection cost.

Following the Bayesian learning paradigm, our aim is to construct a reject-option predictor $Q: \mathcal{X} \times (\mathcal{X} \times \mathcal{Y})^m \rightarrow \mathcal{Y} \cup \{\text{reject}\}$, which, given training data $D \in \mathcal{D}$ and an input $x \in \mathcal{X}$, either outputs a predicted label $Q(x, D) \in \mathcal{Y}$ or opts to reject the prediction, i.e., $Q(x, D) = \text{reject}$.

Given a prediction loss $\ell: \mathcal{Y} \times \mathcal{Y} \rightarrow \mathbb{R}_+$ and a rejection cost $\delta \in \mathbb{R}_+$, we define the regret-based reject loss $\ell^\delta: \{\mathcal{Y} \cup \text{reject}\} \times \mathcal{Y} \times \mathcal{Y} \rightarrow \mathbb{R}_+$ as

$$\ell^\delta(d, y', y) = \begin{cases} \ell(d, y) - \ell(y', y) & \text{if } d \in \mathcal{Y}, \\ \delta & \text{if } d = \text{reject}. \end{cases}$$

Let $h(x, \theta)$ denote the Bayes-optimal predictor given the true parameter θ , as defined in (6). Given a full sample (θ, D, x, y) drawn from $p(\theta, D, x, y)$, the performance of the predictor $Q(x, D)$ is evaluated using the regret-based reject loss $\ell^\delta(Q(x, D), h(x, \theta), y)$. Specifically:

- If the predictor decides to make a prediction, i.e., $Q(x, D) \in \mathcal{Y}$, the loss is defined as the regret with respect to the best possible prediction: $\ell^\delta(Q(x, D), h(x, \theta), y) = \ell(Q(x, D), y) - \ell(h(x, \theta), y)$.
- If the predictor rejects, the loss is set to a fixed rejection cost: $\ell^\delta(Q(x, D), h(x, \theta), y) = \delta$.

The overall performance of the reject-option predictor Q is assessed by the Bayesian expected regret-based reject loss:

$$R_B^\delta(Q) = \mathbb{E}_{(\theta, D, x, y) \sim p(\theta, D, x, y)} [\ell^\delta(Q(x, D), h(x, \theta), y)]. \quad (17)$$

The following theorem characterizes the minimizer of $R_B^\delta(Q)$, which we refer to as the epistemic reject-option predictor.

Theorem 1 *Let $Q_E: \mathcal{X} \times (\mathcal{X} \times \mathcal{Y})^m \rightarrow \mathcal{Y} \cup \{\text{reject}\}$ be the epistemic reject-option predictor defined as:*

$$Q_E(x, D) = \begin{cases} H_B(x, D) & \text{if } E(x, D) \leq \delta, \\ \text{reject} & \text{if } E(x, D) > \delta, \end{cases} \quad (18)$$

where $H_B(x, D)$ is the Bayesian predictor (11), and $E(x, D)$ is the conditional regret, given by:

$$E(x, D) = \mathbb{E}_{(\theta, y) \sim p(\theta, y|x, D)} [\ell(y, H_B(x, D)) - \ell(y, h(x, \theta))]. \quad (19)$$

Then, Q_E in (18) minimizes $R_B^\delta(Q)$ defined in (17).

We defer the proof to the appendix.

The conditional regret $E(x, D)$ serves as the basis for the accept–reject decisions of the epistemic reject-option predictor $Q_E(x, D)$. It has a clear interpretation: for a given input x and training data D , it quantifies the expected performance gap between the learned predictor and the Bayes-optimal predictor with full knowledge of the data-generating process. This makes $E(x, D)$ a natural measure of epistemic uncertainty, and we refer to it as such in the following text.

4 Summary

Bayesian $Q_B(x, D)$ and the epistemic $Q_E(x, D)$ reject-option predictors are designed for scenarios with finite training data D . Both follow a similar structure (see (14) and (18)): they use the Bayesian predictor $H_B(x, D)$ as the base predictor, but they differ in the uncertainty measure used to decide whether to accept or reject a prediction. The Bayesian reject-option predictor relies on the total uncertainty $T(x, D)$, while the epistemic reject-option predictor uses the epistemic uncertainty $E(x, D)$. Table 2 presents specific instances of the Bayesian and epistemic reject-option predictors for three commonly used loss functions: quadratic loss, 0/1 loss, and cross-entropy loss.

To clarify the relationship between the uncertainties used by the two approaches, we introduce a third quantity:

$$\begin{aligned} A(x, D) &= T(x, D) - E(x, D) \\ &= \mathbb{E}_{(\theta, y) \sim p(\theta, y|x, D)} [\ell(y, h(x, \theta))] . \end{aligned} \quad (20)$$

Recall that the conditional risk $r^*(x) = \mathbb{E}_{y \sim p(y|x)} [\ell(y, h^*(x))]$, used by the aleatoric reject-option predictor, represents the aleatoric uncertainty under the true data-generating distribution $p(x, y)$. By comparison, the expression for $A(x, D)$ in Equation (20) gives the expected conditional risk under the posterior over parameters given the data D . Thus, $A(x, D)$ can be interpreted as the aleatoric uncertainty in input x , estimated from the available data. The decomposition (following from (20))

$$T(x, D) = A(x, D) + E(x, D)$$

highlights a key distinction between the proposed epistemic and Bayesian reject-option predictors. The epistemic predictor makes its accept-reject decisions based solely on epistemic uncertainty $E(x, D)$, whereas the Bayesian predictor uses the total uncertainty $T(x, D)$, which combines both aleatoric $A(x, D)$ and epistemic $E(x, D)$ components.

Example 5 Consider the setting of Example 3. The three types of the uncertainties decompose as follows:

$$\begin{array}{ll} \text{Aleatoric} & A(x, D) = v(x) , \\ \text{Epistemic} & E(x, D) = \mathbf{x}^T \boldsymbol{\Sigma}_m \mathbf{x} , \\ \text{Total} & T(x, D) = \mathbf{x}^T \boldsymbol{\Sigma}_m \mathbf{x} + v(x) . \end{array}$$

Note that the aleatoric uncertainty $A(x, D)$ coincides with the true conditional risk $r^*(x)$, since noise variance $v(x)$ is assumed to be known in our example. To compare the accept-reject regions of the three reject-option predictors, refer to the following figures:

- **Aleatoric Predictor:** As shown in Figure 1, this theoretical predictor with full knowledge of $p(x, y)$ uses aleatoric uncertainty, $r^*(x) = A(x, D)$, to define its rejection rule. Consequently, the rejection area consists of inputs with high inherent noise (i.e. high variance $v(x)$).

- **Bayesian Predictor:** This predictor, illustrated in Figure 2a, bases its rejection on total uncertainty, $T(x, D)$. It rejects inputs that both have high aleatoric noise and are far from the training data.

- **Epistemic Predictor:** Shown in Figure 2b, this predictor utilizes epistemic uncertainty, $E(x, D)$. Its rejection area contains inputs that are not reliably supported by the training data. Notably, this allows the predictor to accept inputs with high aleatoric uncertainty, provided its performance is comparable to that of the Bayes-optimal predictor. This acceptable performance gap is controlled by the rejection cost δ .

5 Experiments

We empirically validate our theoretical framework and illustrate the distinct behaviors of the reject-option predictors through a synthetic experiment.

Data We employ a setup similar to the running example, but to increase model complexity, we use a third-degree polynomial instead of a linear regression model. For each trial, we define a ground-truth data-generating function by sampling a parameter vector $\boldsymbol{\theta}$ from a zero-mean Gaussian prior. This vector, $\boldsymbol{\theta}$, represents the coefficients of the cubic polynomial. The prior covariance is a diagonal matrix with a variance of 1 for the intercept term and 0.1 for all other coefficients. We then generate a training set D of size m by drawing i.i.d. samples $x \sim \mathcal{N}(0, 1)$ and generating corresponding labels y from the true function with added heteroscedastic noise. Specifically, the labels are sampled according to the following distribution: $p(y|x, \boldsymbol{\theta}) = \mathcal{N}(y | f(x; \boldsymbol{\theta}), v(x))$, where $f(x; \boldsymbol{\theta})$ is the true polynomial function and the variance $v(x) = 0.1 + 0.04(x + 8)^2$.

Compared predictors We compare three reject-option strategies: i) the Bayesian reject-option predictor (14), ii) the proposed epistemic reject-option predictor (18), and a plug-in reject-option predictor using $\hat{h}(x) = h(x, \hat{\theta})$ and $\hat{r}(x) = r(x, \hat{\theta})$, where $\hat{\theta}$ is the maximum-likelihood estimate. As previously shown, the inference for the Bayesian and the epistemic predictors has an analytical solution.

Loss $\ell(y, \hat{y})$	Bayesian predictor $H_B(x, D)$	Total uncertainty $T(x, D)$	Epistemic uncertainty $E(x, D)$
Squared $(y - \hat{y})^2$	$\mathbb{E}_{\theta \sim p(\theta D)} [\mathbb{E}_{y \sim p(y x, \theta)} [y]]$	$\text{Var}_{y \sim p(y x, D)} [y]$	$\text{Var}_{\theta \sim p(\theta D)} [\mathbb{E}_{y \sim p(y x, \theta)} [y]]$
0/1 $\mathbb{I}[y \neq \hat{y}]$	$\underset{y \in \mathcal{Y}}{\text{argmax}} p(y x, D)$	$1 - \max_{y \in \mathcal{Y}} p(y x, D)$	$\mathbb{E}_{\theta \sim p(\theta D)} \left[\max_{y \in \mathcal{Y}} p(y x, \theta) \right] - \max_{y \in \mathcal{Y}} p(y x, D)$
CE $-\log p_y$	$p(y x, D)$	$H[p(y x, D)]$	$\mathbb{E}_{\theta \sim p(\theta D)} [\text{D}_{\text{KL}}(p(y x, \theta) \ p(y x, D))]$

Table 1: Specific instances of the Bayesian (using $H_B(x, D)$ and $T(x, D)$) and epistemic (using $H_B(x, D)$ and $E(x, D)$) reject-option predictors for three commonly used loss functions: squared loss, 0/1 loss, and cross-entropy (CE) loss. These instances are derived under the assumption that the conditional model factorizes as $p(x, y|\theta) = p(x)p(y|x, \theta)$ so the predictive distribution takes the form $p(y|x, D) = \mathbb{E}_{\theta \sim p(\theta|D)} [p(y|x, \theta)]$. In case of the cross-entropy loss $\ell(y, \mathbf{p}) = -\log p_y$, the set of target space is finite, $\mathcal{Y} = \{1, 2, \dots, Y\}$, while the base predictor $H: \mathcal{X} \times (\mathcal{X} \times \mathcal{Y})^m \rightarrow \mathcal{P} = \{\mathbf{p} \in \mathbb{R}_+^Y \mid \sum_{y \in \mathcal{Y}} p_y = 1\}$ outputs a distribution over \mathcal{Y} . We use $H[p(y)] = -\mathbb{E}_{y \sim p(y)} [\log_2 p(y)]$ to denote the entropy of a discrete distribution.

Evaluation metric Following the standard approach in the reject-option literature, we evaluate performance using the Regret–Coverage curve, which plots the expected regret on non-rejected inputs against the coverage (i.e., the proportion of accepted inputs) across all possible rejection thresholds ϵ or δ . Performance is summarized by the Area under the Regret–Coverage curve (AuReC), where a lower value indicates better performance. Experiments are repeated for various training set sizes m , and results are averaged over 3000 independent trials.

Results The performance curves in Figure 3 confirm our claims. Our proposed epistemic predictor is the top performer for regret minimization, consistently achieving the lowest AuReC across all dataset sizes m . The results also highlight how different types of uncertainty affect performance at different data scales. With small datasets, epistemic uncertainty is high and dominates the total uncertainty. In this regime, the performance of the Bayesian and epistemic predictors is nearly identical. As the dataset grows, epistemic uncertainty diminishes, and the total uncertainty becomes dominated by the aleatoric component. As expected, this causes the Bayesian predictor’s performance to converge with that of an aleatoric-only predictor.

6 Existing works

Aleatoric reject-option The classical cost-based formulation of reject-option prediction was introduced in [2], where the optimal predictor is defined with respect to the data-generating distribution $p(x, y)$. A common modern approach to learn the reject-option classifier from examples builds on maximum-likelihood (ML) estimation and the plug-in rule, where the posterior $p(y|x)$ is approximated by training a neural network using cross-entropy loss on softmax-normalized class scores. The model thus estimates the conditional posterior $p(y|x, \theta)$, and training corresponds to maximizing the conditional log-likelihood $\log L(\theta) = \sum_{i=1}^m \log p(y_i|x_i, \theta)$. Under 0/1-loss, the plug-in rule rejects predictions based on the maximum class posterior, a strategy known as the Maximal Class Probability (MCP) rule, which serves as a standard baseline. Reject-option predictors can also be trained under the Empirical Risk Minimization (ERM) framework [14]. Beyond these principled methods, a wide range of heuristic approaches has been proposed. For a comprehensive overview, see the recent survey [6].

Bayesian learning Bayesian learning (e.g. [1, 5]) is a principled framework for modeling uncertainty. Unlike ERM or ML learning, that produce a point estimate of model parameters, Bayesian learning maintains a distribution over parameters, thereby capturing both aleatoric epistemic uncertainty.

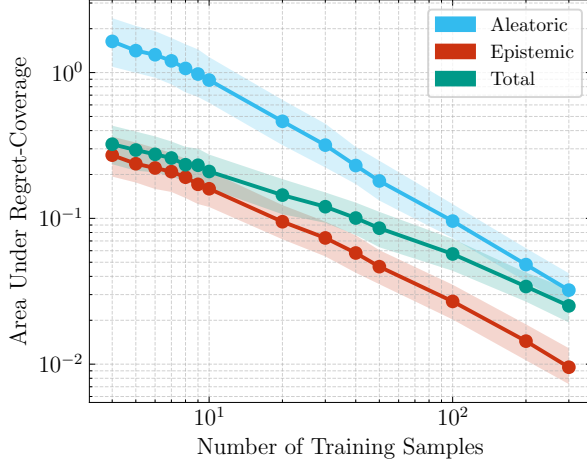


Figure 3: The performance of different reject-option predictors in a synthetic polynomial regression task. The plot shows the Area under the Regret-Coverage (AuReC) curve, where a lower value indicates superior performance, plotted against the number of training samples. The results demonstrate that the proposed predictor using epistemic uncertainty consistently achieves lower regret and outperforms predictors that rely on total or aleatoric uncertainty. Shaded areas indicate the central 20% interval of outcomes across 3000 independent trials.

Recently, considerable attention has been given to Bayesian neural networks (BNNs), which extend Bayesian inference to neural networks by placing a prior (typically a Gaussian) over their parameters. Unlike simple models such as linear regression used in our running example, evaluating the predictive distribution in deep networks requires intractable marginalization and must therefore be approximated. Common approximation methods include Monte Carlo Dropout [4] and deep ensembles [10], which offer scalable estimates of the predictive distribution.

BNNs have been successfully applied to improve predictive performance, yield better-calibrated uncertainty estimates, support out-of-distribution detection, and enhance reject-option prediction [9, 10].

Aleatoric and epistemic uncertainty representation
The predictive distribution $p(y|x, D)$ obtained through

Bayesian learning captures total uncertainty, comprising both aleatoric and epistemic components. [3] proposed an approach to decompose total uncertainty into these two components. Their method first quantifies total and aleatoric uncertainty, and then derives the epistemic uncertainty as their difference. In the classification setting, $\mathcal{Y} = \{1, \dots, Y\}$, total uncertainty is measured by the entropy of the predictive distribution $T(x, D) = H[p(y|x, D)]$. Aleatoric uncertainty is defined as the expected entropy of the conditional distribution $p(y|x, D)$, averaged over the posterior distribution of the parameters: $A(x, D) = \mathbb{E}_{\theta \sim p(\theta|D)}[H[p(y|x, \theta)]]$. Epistemic uncertainty is then defined as $E(x, D) = T(x, D) - A(x, D)$ which corresponds to the mutual information between y and θ :

$$E(x, D) = \mathbb{E}_{\theta \sim p(\theta|x, D)} [\text{D}_{\text{KL}}(p(y|x, \theta) \| p(y|x, D))], \quad (21)$$

A similar approach was used for regression, $\mathcal{Y} = \mathbb{R}$, by replacing entropy with variance. Namely, the total uncertainty is defined as the variance of the predictive distribution, $T(x, D) = \text{Var}_{y \sim p(y|x, D)}[y]$ and the aleatoric uncertainty as the expected conditional variance $A(x, D) = \mathbb{E}_{\theta \sim p(\theta|x, D)}[\text{Var}_{y \sim p(y|x, \theta)}[y]]$. The epistemic uncertainty is then $E(x, D) = T(x, D) - A(x, D)$, corresponding to the variance of the conditional mean w.r.t. to model parameters:

$$E(x, D) = \text{Var}_{\theta \sim p(\theta|x, D)} [\mathbb{E}_{y \sim p(y|x, \theta)}[y]]. \quad (22)$$

[7] proposed a general framework for quantifying aleatoric and epistemic uncertainty based on proper scoring rules, originally developed for probability estimation. They showed that the entropy-based and variance-based uncertainty decompositions are special cases of this more general approach.

The entropy-based (21) and the variance-based (22) definitions of epistemic uncertainty coincide with our definition of the conditional regret (19) when instantiated with the cross-entropy or the squared loss, see Table 2. While we arrive at the same expressions for epistemic uncertainty, our methodology is fundamentally different. We first define the optimal epistemic reject-option predictor as the minimizer of the expected regret-based reject loss (17), and then demonstrate that the optimal accept-reject decision is governed by the conditional regret $E(x, D)$, which naturally serves as a measure of epis-

temic uncertainty. Our formulation thus offers a theoretical justification for these widely used measures of epistemic uncertainty that were previously introduced from different principles and applied across diverse tasks. Notably, the definitions of epistemic uncertainty given in (21) and (22) have proven effective in various domains, including active learning, reinforcement learning, and credible interval estimation [3, 12]. However, to our knowledge, these measures have not yet been employed for constructing reject-option predictors.

We also note that some works have questioned the validity of the entropy-based uncertainty decomposition proposed in [3]. E.g. [13] propose an axiomatic framework for defining epistemic and aleatoric uncertainty and show that the entropy-based decomposition violates their axioms. In contrast, our contribution offers a complementary perspective: we demonstrate that the epistemic uncertainty $E(x, D)$, as defined by (21), is the optimal uncertainty measure for the epistemic reject-option under the cross-entropy loss. Therefore, the axiomatic notion of uncertainty in [13] may not be aligned with the objectives and requirements of this particular task.

7 Conclusions

This paper introduces the concept of epistemic reject-option predictor, which abstains from making predictions when epistemic uncertainty, i.e. uncertainty due to limited data, is high. Unlike standard reject-option approach focusing solely on aleatoric uncertainty, or Bayesian reject-option predictors based on total uncertainty, our framework is, to our knowledge, the first to systematically identify inputs for which training data is insufficient to support reliable predictions.

We formalize this approach by minimizing the expected regret, defined as the performance gap between the learned predictor and the ideal Bayes-optimal predictor with full knowledge of the data-generating process. The resulting optimal epistemic reject-option predictor abstains whenever the conditional regret for a given input exceeds a user-specified rejection cost.

Notably, widely used measures of epistemic uncertainty in Bayesian neural networks, such as entropy- and variance-based scores, correspond to the conditional regret under specific loss functions. While epistemic uncer-

tainty has been leveraged in various areas, we present, to our knowledge, its first principled application to reject-option prediction.

To provide an initial validation, we apply our framework to a simple regression model with simulated data, where all key quantities can be computed analytically. While this setting allows for a clear proof-of-concept, applying the framework to real-world tasks necessitates intensive computational approximations, a direction left for future research.

References

- [1] C. M. Bishop. *Pattern Recognition and Machine Learning (Information Science and Statistics)*. Springer-Verlag, Berlin, Heidelberg, 2006.
- [2] C. Chow. On optimum recognition error and reject tradeoff. *IEEE Transactions on Information Theory*, 16(1):41–46, 1970.
- [3] S. Depeweg, J.-M. Hernandez-Lobato, F. Doshi-Velez, and S. Udluft. Decomposition of uncertainty in Bayesian deep learning for efficient and risk-sensitive learning. In *Proceedings of the International Conference on Machine Learning*, volume 80, pages 1184–1193, 2018.
- [4] Y. Gal and Z. Ghahramani. Dropout as a bayesian approximation: Representing model uncertainty in deep learning. In *Proceedings of International Conference on Machine Learning*, volume 48 of *Proceedings of Machine Learning Research*, pages 1050–1059, 20–22 Jun 2016.
- [5] A. Gelman, J. B. Carlin, H. S. Stern, D. B. Dunson, A. Vehtari, and D. B. Rubin. *Bayesian Data Analysis*. Boca Raton, Florida, third edition, 2013.
- [6] K. Hendrickx, L. Perini, D. V. der Plas, W. Meert, and J. Davis. Machine learning with reject option: a survey. *Machine Learning*, 113:3073–3110, 2024.
- [7] P. Hofman, Y. Sale, and E. Hüllermeier. Quantifying aleatoric and epistemic uncertainty with proper scoring rules, 2024.

- [8] E. Hullermeier and W. Waegeman. Aleatoric and epistemic uncertainty in machine learning: An introduction to concepts and methods. *Machine Learning*, 3(110):457–506, 2021.
- [9] A. Kendall and Y. Gal. What uncertainties do we need in bayesian deep learning for computer vision? In *Advances in Neural Information Processing Systems*, volume 30, 2017.
- [10] B. Lakshminarayanan, A. Pritzel, and C. Blundell. Simple and scalable predictive uncertainty estimation using deep ensembles. In *Advances in Neural Information Processing Systems*, volume 30, 2017.
- [11] D. D. Wackerly, W. Mendenhall, and R. L. Scheaffer. *Mathematical Statistics with Applications*. Duxbury Press, Boston, MA, 6th edition, 2002.
- [12] H. Wang and Q. Ji. Epistemic Uncertainty Quantification for Pretrained Neural Networks . In *Conference on Computer Vision and Pattern Recognition*, pages 11052–11061, 2024.
- [13] L. Wimmer, Y. Sale, P. Hofman, B. Bischl, and E. Hüllermeier. Quantifying aleatoric and epistemic uncertainty in machine learning: Are conditional entropy and mutual information appropriate measures? In *Proceedings of the Conference on Uncertainty in Artificial Intelligence*, volume 216, pages 2282–2292, 2023.
- [14] M. Yuan and M. Wegkamp. Classification methods with reject option based on convex risk minimization. *Journal of Machine Learning Research*, 11:111–130, 2010.

Proof of Theorem 1

Proof 1 We will express reject-option predictor $Q: \mathcal{X} \times (\mathcal{X} \times \mathcal{Y})^m \rightarrow \mathcal{Y} \cup \{\text{reject}\}$ using a selective predictor, defined by a pair of functions:

- a predictor $H: \mathcal{X} \times (\mathcal{X} \times \mathcal{Y})^m \rightarrow \mathcal{Y}$, and
- a selector $S: \mathcal{X} \times (\mathcal{X} \times \mathcal{Y})^m \rightarrow \{0, 1\}$.

Given this pair (H, S) , the reject-option predictor Q is defined as:

$$Q(x, D) = \begin{cases} H(x, D) & \text{if } S(x, D) = 1, \\ \text{reject} & \text{if } S(x, D) = 0. \end{cases} \quad (23)$$

Note that any reject-option predictor Q can be expressed as a corresponding selective predictor, defined by a pair (H, S) . The objective $R_B^\delta(Q)$ can then be expressed as a function of (H, S) as follows:

$$R_B^\delta(H, S) = \mathbb{E}_{(\theta, D, x, y) \sim p(\theta, D, x, y)} \left[S(x, D) \left(\ell(H(x, D), y) - \ell(h(x, \theta), y) \right) + (1 - S(x, D)) \delta \right]. \quad (24)$$

Let us now fix S and minimize $R_B^\delta(H, S)$ with respect to H . To this end, we decompose (24) into the part that depends on H and a constant:

$$\begin{aligned} R_B^\delta(H, S) &= \mathbb{E}_{(\theta, D, x, y) \sim p(\theta, D, x, y)} \left[S(x, D) \ell(H(x, D), y) \right] + \text{const} \\ &= \mathbb{E}_{(x, D) \sim p(x, D)} \left[S(x, D) \mathbb{E}_{y \sim p(y|x, D)} \left[\ell(H(x, D), y) \right] \right] + \text{const}. \end{aligned}$$

Therefore, the minimizer of $R_B^\delta(H, S)$ with respect to $H(x, D)$, for each pair (x, D) , is given by:

$$H^*(x, D) = \underset{\hat{y} \in \mathcal{Y}}{\operatorname{argmin}} \mathbb{E}_{y \sim p(y|x, D)} \left[\ell(\hat{y}, y) \right], \quad (25)$$

which coincides with the Bayesian predictor $H_B(x, D)$. We now fix $H(x, D)$ and minimize $R_B^\delta(H, S)$ with respect to selection function S . To this end, we rewrite (24) as follows:

$$\begin{aligned} R_B^\delta(H, S) &= \mathbb{E}_{(x, D) \sim p(x, D)} \left[\mathbb{E}_{(\theta, y) \sim p(\theta, y|x, D)} \left[S(x, D) \left(\ell(H(x, D), y) - \ell(h(x, \theta), y) \right) + (1 - S(x, D)) \delta \right] \right] \\ &= \mathbb{E}_{(x, D) \sim p(x, D)} \left[S(x, D) \underbrace{\mathbb{E}_{(\theta, y) \sim p(\theta, y|x, D)} \left[\ell(H(x, D), y) - \ell(h(x, \theta), y) \right]}_{\text{conditional regret (=epistemic uncertainty)} E(x, D)} + (1 - S(x, D)) \delta \right] \\ &= \mathbb{E}_{(x, D) \sim p(x, D)} \left[S(x, D) E(x, D) + (1 - S(x, D)) \delta \right]. \end{aligned} \quad (26)$$

Therefore, for given pair (x, D) , the quantity

$$S(x, D) E(x, D) + (1 - S(x, D)) \delta$$

Loss $\ell(y, \hat{y})$	Bayesian predictor $H_B(x, D)$	Total uncertainty $T(x, D)$	Epistemic uncertainty $E(x, D)$
Squared $(y - \hat{y})^2$	$\mathbb{E}_{\theta \sim p(\theta D)} [\mathbb{E}_{y \sim p(y x, \theta)} [y]]$	$\text{Var}_{y \sim p(y x, D)} [y]$	$\text{Var}_{\theta \sim p(\theta D)} [\mathbb{E}_{y \sim p(y x, \theta)} [y]]$
0/1 $\mathbb{I}[y \neq \hat{y}]$	$\underset{y \in \mathcal{Y}}{\text{argmax}} p(y x, D)$	$1 - \max_{y \in \mathcal{Y}} p(y x, D)$	$\mathbb{E}_{\theta \sim p(\theta D)} \left[\max_{y \in \mathcal{Y}} p(y x, \theta) \right] - \max_{y \in \mathcal{Y}} p(y x, D)$
CE $-\log p_y$	$p(y x, D)$	$H[p(y x, D)]$	$\mathbb{E}_{\theta \sim p(\theta D)} [\text{D}_{\text{KL}}(p(y x, \theta) \parallel p(y x, D))]$

Table 2: Specific instances of the Bayesian (using $H_B(x, D)$ and $T(x, D)$) and epistemic (using $H_B(x, D)$ and $E(x, D)$) reject-option predictors for three commonly used loss functions: squared loss, 0/1 loss, and cross-entropy (CE) loss. These instances are derived under the assumption that the conditional model factorizes as $p(x, y|\theta) = p(x)p(y|x, \theta)$ so the predictive distribution takes the form $p(y|x, D) = \mathbb{E}_{\theta \sim p(\theta|D)} [p(y|x, \theta)]$. In case of the cross-entropy loss $\ell(y, \mathbf{p}) = -\log p_y$, the set of target space is finite, $\mathcal{Y} = \{1, 2, \dots, Y\}$, while the base predictor $H: \mathcal{X} \times (\mathcal{X} \times \mathcal{Y})^m \rightarrow \mathcal{P} = \{\mathbf{p} \in \mathbb{R}_+^Y \mid \sum_{y \in \mathcal{Y}} p_y = 1\}$ outputs a distribution over \mathcal{Y} . We use $H[p(y)] = -\mathbb{E}_{y \sim p(y)} [\log_2 p(y)]$ to denote the entropy of a discrete distribution.

is minimized with respect to $S(x, D)$ by:

$$S^*(x, D) = \begin{cases} 1 & \text{if } E(x, D) \leq \delta, \\ 0 & \text{if } E(x, D) > \delta, \end{cases} \quad (27)$$

Substituting the optimal predictor $H^*(x, D)$ and selector $S^*(x, D)$, which define the optimal selective predictor, into (23) recovers the optimal epistemic reject-option predictor given in (18).

Derivation of Epistemic Uncertainty for Specific Loss Functions

Table 1 summarizes special instances of the Bayesian predictor $H_B(x, D)$, the total uncertainty $T(x, D)$ and the epistemic uncertainty $E(x, D)$ for three common loss functions: squared, 0/1-loss and the cross-entropy loss. Assuming that the conditional model factorizes as $p(x, y|\theta) = p(x)p(y|x, \theta)$, the predictive distribution takes the form

$$p(y|x, D) = \mathbb{E}_{\theta \sim p(\theta|D)} [p(y|x, \theta)],$$

which yields the Bayesian predictor:

$$H_B(x, D) = \underset{\hat{y} \in \mathcal{Y}}{\text{argmin}} \mathbb{E}_{\theta \sim p(\theta|D)} [\mathbb{E}_{y \sim p(y|x, \theta)} [\ell(\hat{y}, y)]] ,$$

The total uncertainty reads:

$$T(x, D) = \mathbb{E}_{y \sim p(y|x, D)} [\ell(H_B(x, D), y)] = \mathbb{E}_{\theta \sim p(\theta|D)} [\mathbb{E}_{y \sim p(y|x, \theta)} [\ell(H_B(x, D), y)]] ,$$

and the epistemic uncertainty, measured via the conditional regret, is:

$$E(x, D) = \mathbb{E}_{\theta \sim p(\theta|D)} [\mathbb{E}_{y \sim p(y|x, \theta)} [\ell(H_B(x, D), y) - \ell(h(x, \theta), y)]] .$$

Finally, recall that the Bayes-optimal predictor for given parameters θ reads:

$$h(x, \theta) = \operatorname{argmin}_{\hat{y} \in \mathcal{Y}} \mathbb{E}_{y \sim p(y|x, \theta)} [\ell(\hat{y}, y)] .$$

Squared loss

Let $\ell(y, \hat{y}) = (y - \hat{y})^2$ denote the squared loss defined over the target space $\mathcal{Y} = \mathbb{R}$.

The Bayes-optimal predictor given the true parameter θ reads:

$$h^*(x, \theta) = \operatorname{argmin}_{\hat{y} \in \mathcal{Y}} \mathbb{E}_{y \sim p(y|x, \theta)} (y - \hat{y})^2 = \mathbb{E}_{y \sim p(y|x, \theta)} [y] = \mu_{y|x, \theta} .$$

The Bayesian predictor:

$$\begin{aligned} H_B(x, D) &= \operatorname{argmin}_{\hat{y} \in \mathcal{Y}} \mathbb{E}_{\theta \sim p(\theta|D)} \left[\mathbb{E}_{y \sim p(y|x, \theta)} [(\hat{y} - y)^2] \right] \\ &= \operatorname{argmin}_{\hat{y} \in \mathcal{Y}} \mathbb{E}_{\theta \sim p(\theta|D)} \left[\hat{y}^2 - 2 \hat{y} \mathbb{E}_{y \sim p(y|x, \theta)} [y] + \mathbb{E}_{y \sim p(y|x, \theta)} [y^2] \right] \\ &= \mathbb{E}_{\theta \sim p(\theta|D)} \left[\mathbb{E}_{y \sim p(y|x, \theta)} [y] \right] = \mu_{y|x, D} . \end{aligned}$$

The total uncertainty:

$$T(x, D) = \mathbb{E}_{\theta \sim p(\theta|D)} \left[\mathbb{E}_{y \sim p(y|x, \theta)} [(\mu_{y|x, D} - y)^2] \right] = \operatorname{Var}_{y \sim p(y|x, D)} [y] ,$$

The epistemic uncertainty:

$$\begin{aligned} E^*(x, D) &= \mathbb{E}_{\theta \sim p(\theta|D)} \left[\mathbb{E}_{y \sim p(y|x, \theta)} \left[(H_B(x, D) - y)^2 - (h(x, \theta) - y)^2 \right] \right] \\ &= \mathbb{E}_{\theta \sim p(\theta|D)} \left[\mathbb{E}_{y \sim p(y|x, \theta)} \left[y^2 - 2 y \mu_{y|x, D} + \mu_{y|x, D}^2 - y^2 + 2 y \mu_{y|x, \theta} + \mu_{y|x, \theta}^2 \right] \right] \\ &= \mathbb{E}_{\theta \sim p(\theta|D)} \left[\mathbb{E}_{y \sim p(y|x, \theta)} \left[2 y (\mu_{y|x, \theta} - \mu_{y|x, D}) + \mu_{y|x, D}^2 - \mu_{y|x, \theta}^2 \right] \right] \\ &= \mathbb{E}_{\theta \sim p(\theta|D)} \left[-2 \mu_{y|x, \theta} \mu_{y|x, D} + \mu_{y|x, D}^2 + \mu_{y|x, \theta}^2 \right] \\ &= \mathbb{E}_{\theta \sim p(\theta|D)} \left[\left(\mu_{y|x, D} - \mu_{y|x, \theta} \right)^2 \right] \\ &= \operatorname{Var}_{\theta \sim p(\theta|D)} \left[\mathbb{E}_{y \sim p(y|x, \theta)} [y] \right] . \end{aligned}$$

0/1-loss

Let $\mathcal{Y} = \{1, 2, \dots, Y\}$ be a finite set of labels. Let $\ell(y, \hat{y}) = \mathbb{I}[y \neq \hat{y}]$ be the 0/1-loss equal to 1 if $y \neq \hat{y}$ and 0 otherwise.

The Bayes-optimal predictor given the true parameter θ outputs:

$$h^*(x, \theta) = \operatorname{argmin}_{\hat{y} \in \mathcal{Y}} \mathbb{E}_{y \sim p(y|x, \theta)} [\mathbb{I}[y \neq \hat{y}]] = \operatorname{argmax}_{y \in \mathcal{Y}} p(y|x, \theta) .$$

The Bayesian predictor:

$$H_B(x, D) = \operatorname{argmin}_{\hat{y} \in \mathcal{Y}} \mathbb{E}_{y \sim p(y|x, D)} [\mathbb{I}[y \neq \hat{y}]] = \operatorname{argmax}_{y \in \mathcal{Y}} p(y|x, D) = \operatorname{argmax}_{y \in \mathcal{Y}} \mathbb{E}_{\theta \sim p(\theta|D)} [p(y|x, \theta)] .$$

The total uncertainty:

$$T(x, D) = \mathbb{E}_{y \sim p(y|x, D)} [\mathbb{I}[H_B(x, D) \neq y]] = 1 - \max_{\hat{y} \in \mathcal{Y}} p(y|x, D) = 1 - \max_{\hat{y} \in \mathcal{Y}} \mathbb{E}_{\theta \sim p(\theta|D)} [p(y|x, \theta)] .$$

The epistemic uncertainty:

$$\begin{aligned} E(x, D) &= \mathbb{E}_{\theta \sim p(\theta|D)} \left[\mathbb{E}_{y \sim p(y|x, \theta)} [\mathbb{I}[y \neq H_B(x, D)]] - \mathbb{I}[y \neq h^*(x, \theta)] \right] \\ &= \mathbb{E}_{y \sim p(y|x, D)} [\mathbb{I}[y \neq H_B(x, D)]] - \mathbb{E}_{\theta \sim p(\theta|D)} \left[\mathbb{E}_{y \sim p(y|x, \theta)} [\mathbb{I}[y \neq h^*(x, \theta)]] \right] \\ &= \left(1 - p(y = H_B(x, D) \mid x, D) \right) - \mathbb{E}_{\theta \sim p(\theta|D)} \left(1 - p(y = h^*(x, \theta) \mid x, \theta) \right) \\ &= p(y = h^*(x, \theta) \mid x, \theta) - p(y = H_B(x, D) \mid x, D) \\ &= \mathbb{E}_{\theta \sim p(\theta|D)} \left[\max_{y \in \mathcal{Y}} p(y \mid x, \theta) \right] - \max_{y \in \mathcal{Y}} p(y|x, D) . \end{aligned}$$

Cross-entropy loss

Let $\mathcal{Y} = \{1, 2, \dots, Y\}$ be a finite set of labels. Let the predictors $h: \mathcal{X} \rightarrow \mathcal{P}$ and $H: \mathcal{X} \times (\mathcal{X} \times \mathcal{Y})^m \rightarrow \mathcal{P}$ output a distribution over labels \mathcal{Y} , where $\mathcal{P} = \{\mathbf{p} \in \mathbb{R}_+^Y \mid \sum_{y \in \mathcal{Y}} p_y = 1\}$ denotes the probability simplex. Let $\ell(y, \mathbf{p}) = -\log p_y$ denote the cross-entropy loss.

The Bayes-optimal predictor given the true parameter θ reads:

$$h^*(x, \theta) = \operatorname{argmin}_{\mathbf{p} \in \mathcal{P}} \mathbb{E}_{y \sim p(y|x, \theta)} [-\log p_y] = p(y|x, \theta) .$$

The Bayesian predictor:

$$H_B(x, D) = \operatorname{argmin}_{\mathbf{p} \in \mathcal{P}} \mathbb{E}_{y \sim p(y|x, D)} [-\log p_y] = p(y|x, D) .$$

The total uncertainty:

$$T(x, D) = \mathbb{E}_{y \sim p(y|x, D)} [-\log (p(y \mid x, D))] = \mathbb{H}[p(y \mid x, D)] .$$

The epistemic uncertainty:

$$\begin{aligned} E(x, D) &= \mathbb{E}_{\theta \sim p(\theta|D)} \left[\mathbb{E}_{y \sim p(y|x, \theta)} [-\log p(y \mid x, D) + \log p(y \mid x, \theta)] \right] \\ &= \mathbb{E}_{\theta \sim p(\theta|D)} \left[\mathbb{E}_{y \sim p(y|x, \theta)} \left[\log \left(\frac{p(y \mid x, \theta)}{p(y \mid x, D)} \right) \right] \right] \\ &= \mathbb{E}_{\theta \sim p(\theta|D)} \left[\operatorname{D}_{\text{KL}}(p(y \mid x, \theta) \parallel p(y \mid x, D)) \right] . \end{aligned}$$