

Eliminating the Hidden Cost of Zone Management in ZNS SSDs

Teona Bagashvili
Boston University
teona@bu.edu

Tarikul Islam Papon
UMass Boston
t.papon@umb.edu

Subhadeep Sarkar
Brandeis University
subhadeep@brandeis.edu

Manos Athanassoulis
Boston University
mathan@bu.edu

ABSTRACT

Zoned Namespace (ZNS) SSDs offer a promising interface for stable throughput and low-latency storage by eliminating device-side garbage collection. They expose storage as append-only zones that give the host applications direct control over data placement. However, current ZNS implementations suffer from (a) *device-level write amplification* (DLWA), (b) *increased wear*, and (c) *interference with host I/O* due to zone mapping and management. We identify two primary design decisions as the main cause: (i) fixed physical zones and (ii) full-zone operations that lead to excessive physical writes.

We propose *SilentZNS*, a new zone mapping and management approach that addresses the aforementioned limitations by on-the-fly allocating available resources to zones, while minimizing wear, maintaining parallelism, and avoiding unnecessary writes at the device-level. SilentZNS is a flexible zone allocation scheme that departs from the traditional logical-to-physical zone mapping and allows for arbitrary collections of blocks to be assigned to a zone. We add the necessary constraints to ensure wear-leveling and state-of-the-art read performance, and use only the required blocks to avoid dummy writes during zone reset. We implement SilentZNS using the state-of-the-art ConfZNS++ emulator and show that it eliminates the undue burden of dummy writes by up to 20 \times , leading to lower DLWA (86% less at 10% zone occupancy), less overall wear (up to 76.9%), and up to 3.7 \times faster workload execution.

1 INTRODUCTION

SSD Block API Causes Garbage Collection. Solid-state drives (SSDs) have become the standard for persistent storage media, offering low-latency access and high bandwidth. Traditional SSDs expose a block device interface that offers the abstraction of in-place updates [3]. However, at the physical layer, NAND flash memory operates with out-of-place updates: once a physical page is written, it can be updated after the entire erase block is erased [13]. To bridge this semantic mismatch, modern SSDs maintain a flash translation layer (FTL) that maps logical block addresses to physical pages. When data is updated, the FTL logically invalidates the old page and writes the new data to a new location, resulting in *out-of-place updates* [3]. The invalidated pages are eventually reclaimed through garbage collection, during which (i) valid pages within the partially invalidated erase block are read and rewritten to a new block before (ii) the block is erased. This leads to significant device-level write amplification (DLWA), where more data is written to the physical device than what the host application had requested. Over time, this results in performance degradation, wear imbalance, and increased tail latency, particularly under update-heavy workloads [1].

ZNS: Exposing Flash-Aware Semantics to the Host. To address the inefficiencies caused by the traditional block interface, Zoned Namespace (ZNS) SSDs introduce a new programming model that aligns more closely with the physical characteristics of flash. In

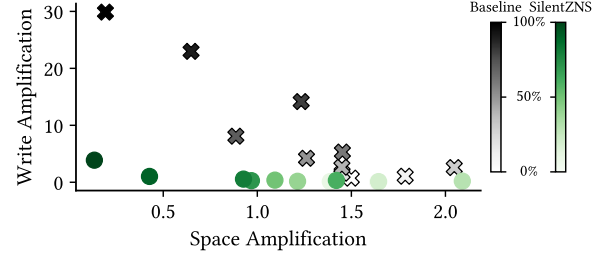


Figure 1: SilentZNS allows a ZNS SSD to offer reduced DLWA without any penalty regarding space amplification. In contrast, state-of-the-art ZNS approaches can reduce DLWA at the expense of increased space amplification. The percentage associated with each point is the finish threshold of a zone.

ZNS, the storage is divided into *zones* – logically contiguous, large regions that must be written sequentially. Each zone has a write pointer that advances as data is written, and the entire zone must be erased (via a reset) before it can be overwritten [5]. The sequential-write constraint eliminates the need for complex FTLs and garbage collection, offloading the responsibilities for data placement and I/O scheduling to the host [1]. This gives to the host finer control over write patterns and the lifetime of data on the device.

A ZNS SSD exposes two primary operations to allow the host to manage the zone state: (i) RESET and (ii) FINISH.

Zone RESET. When the host decides to reclaim a (partially or completely full) zone, it issues a zone RESET command. This moves the write pointer of the zone to the beginning of the zone and indicates to the device to erase the invalid data [6].

Zone FINISH. Due to limited controller resources such as memory and power capacitors, ZNS SSDs can support only a limited number (between 8 - 32) of zones that are being *actively written* [1]. Once this limit is reached and the host needs to write to new zones, a zone FINISH command is issued to release the controller’s resources associated with the currently opened zones [5].

A host can manage the zones by explicitly invoking the RESET and FINISH commands. For instance, prior research showed that a log-structured merge-based key-value store running on top of a ZNS SSD can achieve significantly reduced write amplification and improved throughput by using the zoned interface to cluster data with similar lifetime within the same zone [8, 11]. However, to support the append-only zoned interface and host-managed garbage collection, ZNS SSDs need to support new logical to physical address mapping strategies and zone state management utilities [1, 10].

Why Zone Management Matters. While the ZNS interface offers clear benefits, it introduces new challenges in managing zones. The device must enforce flash programming constraints, such as program order (NAND flash cells must be written in a fixed order) and minimum write size (full page write) [2]. At the same time, the

host software must manage zone lifecycles without interfering with active I/Os or causing premature device wear. A particularly critical issue arises when the host issues a FINISH command for a zone that is only partially filled. To satisfy device-level constraints, existing ZNS SSDs fill the rest of the zone with dummy data (device-issued writes) before sealing it. This ensures pages in the zone are not susceptible to hardware-related issues, such as program disturbs, two-phase programming, and read disturbs [6]. While the dummy writes are invisible to the host, they cause significant device-level write amplification (DLWA), i.e., a substantial increase in internal writes due to padding, and not due to workload demand [6].

Another issue stems from how zones are physically mapped. Current ZNS SSDs group erase blocks into fixed physical zones, enforcing RESET and FINISH to be applied to the entire zone [6]. This rigid mapping wastes resources when only part of a zone is used. Resetting or finishing the zone affects the entire physical zone, leading to high write amplification and reduced parallelism.

Challenges with Zone Management. These design choices lead to several problems in current ZNS SSDs:

1. Space Amplification (SA) vs. DLWA Tradeoff. To avoid DLWA, applications may delay issuing FINISH until zones are (nearly) full. However, this forces them to mix data with varying lifetimes, delaying zone reclamation and causing SA. For instance, ZenFS, a RocksDB file system backend, allows for delayed FINISH by mixing data with different lifetimes in the same zone [1]. However, our analysis of the impact of FINISH threshold (which we vary from 0% to 99%) shows that as we increase the threshold, SA also increases (Figure 1). Current ZNS designs can reduce SA by reducing the threshold, but at a high DLWA cost. Therefore, applications need to carefully manage the balance between SA and DLWA.

2. Interference with Host I/O. Under the hood, the FINISH operation entails internal cleanup, metadata updates, or dummy padding. Prior studies show that issuing a FINISH command concurrently with a write-heavy workload can significantly degrade write throughput as it interferes with host-issued I/Os [6].

3. Lack of Granular Reclamation. In fixed-zone designs, partially used zones that were filled with dummy data must be reclaimed entirely before reuse. This results in inefficient block utilization and additional erase operations that could be avoided.

The Solution: SilentZNS. To address these issues, we propose SilentZNS, a device-level zone management strategy that (i) represents the storage as a set of *storage elements* (which can be *erase blocks* or *collections of erase blocks*) and assigns them to the logical zone on demand and (ii) issues dummy writes only to storage elements that are (partially) written. Unused blocks are released and ready to be allocated to the next logical zone, therefore *eliminating the need for device-issued writes* to the entire zone. A key advantage of our approach is that it *does not require any host-level application modifications*. The host can focus on efficient data placement, while the device ensures the hardware-level guarantees. Furthermore, our approach opens up a new design space for host applications as they do not need to balance the SA vs. DLWA tradeoff. This design preserves the benefits of the ZNS model while eliminating unnecessary wear and improving write efficiency. By decoupling logical zones from rigid physical mappings, SilentZNS enables more flexible, lightweight zone lifecycle management.

Contributions. Our main contributions are as follows.

- We identify fixed physical zones and dummy writes at zone FINISH/RESET as the core reason of device-level write amplification, increased wear, and unpredictable performance.
- We define a spectrum of mapping strategies where the SSD is a set of storage elements with different granularity.
- We propose SilentZNS, a flexible zone allocation strategy that allocates storage elements to the zone on-the-fly and issues dummy writes only to the partially written storage elements.
- We implement SilentZNS in the state-of-the-art ZNS SSD emulator ConfZNS++ and benchmark it, varying the zone management granularity from block-level to entire zone-level.
- We evaluate SilentZNS using synthetic and real-world workloads, including RocksDB with ZenFS, and demonstrate how SilentZNS reduces DLWA by 95.50% at 90% FINISH threshold, while keeping SA of 0.42 and providing 3.7× faster workload execution.

2 ZONED INTERFACE STANDARD

We now present the necessary background on the ZNS standard.

Traditional SSDs consist of multiple flash packages connected to a controller via channels. Each package includes chips with a hierarchy of dies, planes, blocks, and pages, enabling high parallelism [3, 13]. Concurrent I/O is essential to harness the available bandwidth [12]. Data is written/read at the *page* level but erased at the *block* level. Due to flash’s *erase-before-write* constraint, SSDs perform out-of-place updates, marking old pages invalid. This leads to blocks with both valid and stale data, requiring *garbage collection* to reclaim space, which results in device-level write amplification, increased write latency [13], and accelerated wear of flash cells.

The Zoned Namespace Standard. To address these limitations, the zoned storage interface organizes logical block addresses (LBAs) into zones [1]. Every zone has a write pointer so that the host can write pages sequentially. The ZNS standard also provides the APPEND command that abstracts away the write pointer by allowing the host to simply specify the target zone for the write operation. The sequential write requirement eliminates device-side garbage collection, as the controller no longer needs to handle out-of-place updates. Instead, the host takes over the responsibility for garbage collection by managing the zone state [1]. The ZNS standard defines two main commands for zone management: RESET and FINISH.

RESET. When all data in a zone becomes invalid, the host can reclaim it via the RESET command, which moves the write pointer to the zone’s beginning [6]. The NVMe ZNS standard does not mandate when or how data must be erased upon a RESET. Devices choose based on: (i) RESET Timing – either *synchronous* (erase immediately) or *asynchronous* (invalidate metadata and defer erasure); and (ii) RESET Granularity – *full* (erase all blocks regardless of content) or *partial* (erase only blocks with invalid data). While full RESETs are simple, they increase wear and delay subsequent writes. Partial RESETs reduce wear and latency [6].

FINISH. A zone transitions into *full* state when it is completely filled with data. However, the host may also mark the zone as *full* using the FINISH command, moving the zone’s write pointer to the end and preventing any further writes [6]. This is useful when the host has reached the limit of open zones but needs to open a new one. The host can issue a FINISH command to place the zone

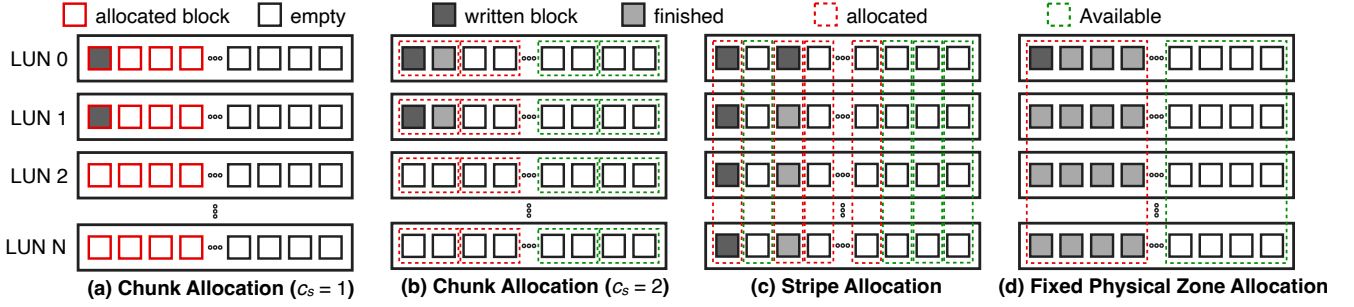


Figure 2: (a) SilentZNS constructs a zone from erase block as chunk size is 1 ($c_s = 1$). (b) SilentZNS constructs a zone from chunks where each chunk has 2 erase blocks ($c_s = 2$). (c) SilentZNS constructs a zone from stripes that contain a fixed set of erase blocks from every LUN. (d) Baseline approaches represent a zone as a fixed set of erase blocks.

in a read-only state, allowing the device to de-allocate associated write resources to open a new zone [4]. In current designs, when a partially written zone is *finished*, the controller issues dummy writes to fill remaining space [6]. This is due to (i) fixed physical zones, where RESET and FINISH apply to the entire zone, and (ii) flash reliability issues – leaving pages erased too long can cause program and read disturbs [2]. Dummy writes mitigate these risks. **Zone Mapping.** The SSD controller handles zone mapping and operations like ERASE and FINISH. Due to SSDs’ hierarchical structure, zones can be flexibly mapped to hardware resources to exploit parallelism. As illustrated in Figure 2, prior work models the SSD as a set of parallel logical units (LUNs), where a LUN typically corresponds to a chip, die, or plane. For instance, the ConfZNS++ SSD emulator [6] treats each plane as the basic parallel unit, striping zones across all planes. ConfZNS++ and commercial devices like the Western Digital ZN540 configure zones to span 1 GiB. Controllers must also manage the mapping granularity between logical and physical zones: (i) *static mapping* assigns a fixed physical zone to each logical zone, offering control over placement but shifts the burden of wear-leveling to the host [14], while (ii) *dynamic mapping* allocates physical zones on demand, which allows the controller to manage wear and amortize reset latencies [6].

3 ZNS HIDDEN WRITE AMPLIFICATION

Next, we motivate our work with the hidden write amplification.

Zone Allocation. ZNS standard defines how host and device interact with each other, but does not define how zone is mapped to storage elements or how zone management commands need to be implemented. This decision is up to the SSD controller designers. Fixed physical zone design is easy to implement and manage, since logical zones can be simply mapped to corresponding physical zones, and all the zone management commands apply to the entire zone, which also reduces metadata requirements. However, fixed physical zone design applies FINISH to the entire zone, which comes at a cost. Extra internal writes (i) compete for the same resources (e.g., channel) with host I/Os leading to write interference, (ii) cause unnecessary wear as dummy-written blocks must also be erased before the physical zone can be reused, and (iii) until a zone is reset, these dummy writes cause unnecessary space amplification. While some approaches like SOFT FINISH shift FINISH control to the host to reduce interference [6], they complicate software design.

Other methods, such as GAP [9], dynamically allocate blocks from a wear-aware pool, but they do not integrate with zone lifecycle commands, and they do not avoid unnecessary DLWA.

The Augmented ZNS Design Space. To overcome the limitations of fixed physical zones and dummy writes applied to the entire zone, we explore a more flexible abstraction that represents erase blocks as storage elements, where dummy writes only apply to the partially written elements. Storage elements can range from individual erase blocks to full physical zones. At one end of this spectrum is fine-grained block-level allocation, where zones are composed of single-block elements (as shown in Figure 2a, enabling fine-grained control over DLWA). On the other end lies the baseline full-zone allocation strategy, where the fixed set of blocks from all LUNs forms the physical zone (as shown in Figure 2d). By varying the granularity of storage elements in between the two ends of the spectrum, we can trade off allocation time and DLWA granularity.

4 SilentZNS: FLEXIBLE ZONE ALLOCATION

Design Goals. We propose SilentZNS, a flexible device-level zone management strategy for ZNS SSDs that represents storage as a collection of *storage elements* with configurable sizes and allocates the storage elements to logical zones on demand. By configuring the granularity of the storage element, SilentZNS navigates the continuum of ZNS design space – from fine-grained block-level allocation to coarse-grained full zone allocation. Regardless of the zone mapping strategy or storage element granularity, the total zone size and the number of erase blocks remain fixed. SilentZNS provides a flexible abstraction for zone allocation, introducing tradeoffs in allocation latency and management granularity.

From Chunks to Stripes: The Storage Continuum. SilentZNS’s flexible design allows it to model a continuum of ZNS zone allocation strategies – from a *chunk*-based allocation that optimizes for device write amplification to a *stripe*-based allocation that optimizes for zone allocation time. SilentZNS allocates zones based on two metadata: (i) *wear* – the number of times a storage element has been erased, and (ii) *availability* a , indicating the element’s status: $a = 0$ (empty and available for allocation), $a = 1$ (allocated but still empty), $a = 2$ (allocated and contains valid data) and $a = 3$ (free for (re-)allocation but contains invalid data).

SilentZNS with Chunk Allocation. Chunk-based zone allocation in SilentZNS aims to minimize DLWA. A *chunk* is treated as the

Table 1: Notation for modeling ZNS SSD

Term	Definition
N	total number of storage elements
L	total number of LUNs
Z	total number of zone storage elements
w	storage element wear array of size N
a	storage element availability array of size N
c	chunk selection array of size N
s	stripe selection array of size N
G	number of chunks to select from LUN
g_l	chunk membership in group l

smallest storage element, and zones are built on the fly using one or more chunks per LUN. A chunk is a sequence of erase blocks within a single LUN, of size c_s , where $1 \leq c_s \leq E$, where E represents the total number of erase blocks that each LUN contributes to the zone. Valid chunk sizes c_s must evenly divide E , ensuring uniform chunk size across the zone. When $c_s = 1$, each chunk is an erase block (Figure 2a), and zones are built from individual blocks. When $c_s = 2$, a chunk consists of two blocks (Figure 2b). When $c_s = E$, chunk-based allocation resembles full-zone allocation, but still allows flexibility by choosing chunk combinations across LUNs. The chunk allocation algorithm must (i) support wear-leveling and (ii) maintain parallelism by evenly distributing chunks across LUNs. Hence, the objective of the chunk allocation algorithm is to minimize wear by selecting chunks with the lowest wear and to select G chunks from each LUN. We formulate the objective as:

$$\text{Minimize} \quad \sum_{n=1}^N c_n \cdot w_n$$

where $c_n \in \{0, 1\}$ indicates if chunk n is selected ($c_n = 1$) and w_n is the wear associated with chunk n . Figure 2a shows a configuration with $c_s = 1$ and Figure 2b a configuration with $c_s = 2$. A chunk must satisfy the following constraints to ensure that we use blocks with the lowest wear while ensuring the parallelism: (i) *chunk availability*, (ii) *chunk selection*, and (iii) *zone parallelism*.

Chunk availability constraint ensures a chunk is available to be (re-)allocated by checking if either of $a_n = 0$ and $a_n = 3$ satisfy. This constraint forces c_n to be 0 if chunk n is not in an available state:

$$c_n \leq [a_n = 0 \vee a_n = 3], \quad \forall n \in \{1, \dots, N\} \quad (1)$$

Chunk selection constraint ensures that each zone is allocated fixed number of chunks Z . ZNS standard requires for each zone to have equal fixed size. Therefore, the total number of selected chunks must add up to Z .

$$\sum_{n=1}^N c_n = Z \quad (2)$$

Zone parallelism We define G as a measure of device parallelism by specifying how many chunks should be selected from each LUN. A zone makes the most use of the SSD's parallelism if the chunks are evenly distributed across LUNs (i.e., $G = Z/L$). This ensures that for every LUN l , the number of selected chunks is exactly G . $g_l \in \{0, 1\}^N$ represents the membership of chunks in group l where, $g_l[n] = 1$ if chunk n belongs to LUN l .

$$\sum_{n=1}^N (c_n \cdot g_l[n]) = G \quad \forall l \in \{1, \dots, L\} \quad (3)$$

With these constraints, the chunk-based mapping strategy provides flexibility in determining the granularity of the zone storage element, which in turn, allows for dynamic adjustment of the parallelism constraint. The selected chunks don't always have to be evenly distributed across LUNs. For instance, the parallelism requirement can be relaxed to provide more wear-leveling benefits, especially when the allocator cannot find blocks that simultaneously optimize for both wear and parallelism.

SilentZNS with Stripe Allocation. Stripe-based zone allocation in SilentZNS is optimized for low zone allocation time. A *stripe* is a fixed set of erase blocks across all LUNs and is treated as the smallest storage element. As shown in Figure 2c, stripe-based allocation constructs zones from stripes, each with one block per LUN. Stripe abstraction inherently enforces parallelism across all LUNs, removing the need for an explicit parallelism constraint and, therefore, simplifying the search space. The objective of the stripe allocation algorithm is to minimize wear by selecting stripes with the lowest wear. We formulate the objective as follows:

$$\text{Minimize} \quad \sum_{n=1}^N s_n \cdot w_n$$

where, $s_n \in \{0, 1\}$ indicates whether stripe n is selected and w_n is the wear associated with stripe n . The selected stripes must satisfy the *stripe availability* and *stripe selection* constraints:

Stripe availability ensures that only available stripes ($a_n = 0$ and $a_n = 3$) can be selected for the zone.

$$s_n \leq [a_n = 0 \vee a_n = 3] \quad \forall n \in \{1, \dots, N\} \quad (4)$$

Stripe selection. This constraint ensures that each zone is allocated exactly Z stripes. Since every zone must maintain a fixed size, the total number of selected stripes is equal to Z , i.e.,

$$\sum_{n=1}^N s_n = Z \quad (5)$$

The main advantage of stripe-based allocation over chunk-based allocation is that it inherently satisfies parallelism constraints due to the definition of stripes. However, the trade-off is reduced flexibility. Because a stripe spans across all LUNs and is treated as a single storage element, even a single page write requires the entire stripe to be written with dummy data during the FINISH command. As a result, FINISH operates at a coarser granularity.

Integration with SSD Emulator. We use MOSEK to implement SilentZNS and integrate it into the Zone Allocator, READ, WRITE, FINISH, and RESET modules in the ConfZNS++ SSD emulator.

Zone Allocator. The allocator maintains a mapping table between zones and their storage elements. When a zone receives its first write, SilentZNS allocates storage elements, marks them as allocated ($a = 1$), and adds them to the table.

READ/WRITE. Once SilentZNS receives read/write request, SilentZNS computes the zone index from the LBA and retrieves its storage elements from the table. LBAs are always striped sequentially across elements. For writes, the metadata is updated to valid ($a = 2$).

FINISH. With on-demand allocation, FINISH is applied at the storage element level (Figure 2). Dummy writes are issued only to partially written elements to meet hardware constraints (Section 3). After FINISH, SilentZNS releases unused storage elements ($a = 1$) from the mapping table and marks them free ($a = 0$), making them available for future zone allocations, while written ones ($a = 2$)

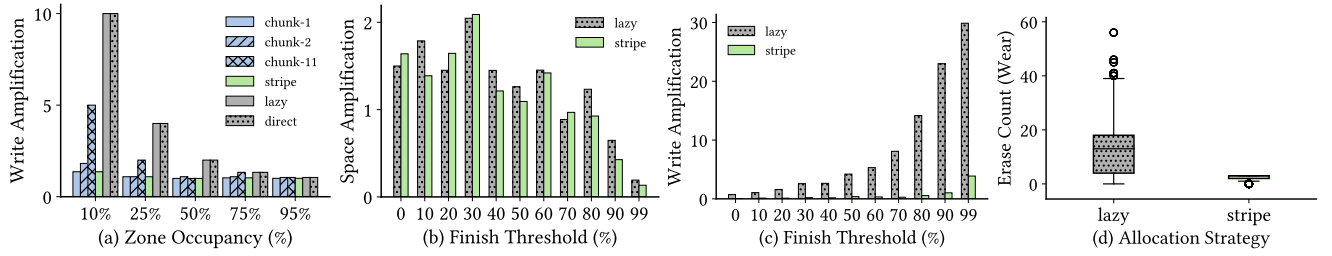


Figure 3: (a) SilentZNS’s DLWA benefits are highest at low zone occupancy. (b) A higher FINISH threshold reduces SA. (c) SilentZNS reduces zone management writes as the FINISH threshold increases. (d) SilentZNS distributes wear more evenly.

remain mapped to support reads. Though DLWA is reduced, some dummy writes may still occur based on mapping granularity.

RESET. We support partial, asynchronous RESET as in ConfZNS++ and ZN540. On RESET, written elements ($a = 2$) are marked invalid ($a = 3$), indicating that they need to be erased first before reuse. As for empty storage elements ($a = 1$), they are marked as free ($a = 0$) so they can be reused. After updating the metadata, SilentZNS releases these storage elements from the mapping table. Once they are mapped to another logical zone, they are erased physically.

5 EVALUATION

We now demonstrate the benefits of flexible zone management.

Emulated SSD Configuration. We use the ConfZNS++ emulator to model a Western Digital ZN540 ZNS SSD. Unless noted otherwise, the SSD has 4 channels, a page size of 16KiB, a block size of 768 pages, a zone size of 1GiB, a total of 48 zones and 14 open zones limit. It supports 4-way parallelism (i.e., 4 LUNs) and simulates latencies of 700 μ s for writes, 60 μ s for reads, and 3.5ms for erases [6].

Mapping Strategies. We evaluate six mapping strategies: *direct*, *lazy*, *chunk-1*, *chunk-2*, *chunk-11*, and *stripe*. The *direct* and *lazy* mappings from ConfZNS++ serve as full-zone granularity baselines. *Direct* uses static allocation, while *lazy* supports dynamic allocation (§3). For chunk-based mappings, we choose chunk sizes based on zone size and erase block count. Each zone consists of 88 erase blocks, evenly distributed across 4 LUNs (22 per LUN). Valid chunk sizes must divide 22, so we configure SilentZNS with chunk sizes $s = 1, 2, 11$. In *stripe* allocation, SilentZNS constructs zones from 22 stripes, each comprising 4 blocks striped across the 4 LUNs.

Workloads. We evaluate using FIO [7] and KVbench [15]. Unless otherwise stated, FIO jobs use 16 KiB requests with direct, synchronous I/O, writing to a dedicated zone. Our workloads are:

Raw-device benchmark. FIO-generated sequential reads, random reads, and sequential writes, with varying concurrency levels.

Interference. Inspired by prior work [6], quantify the interference from zone FINISH with host I/O. Fill N zones to 40% capacity and issue FINISH while concurrently running sequential writes.

KVbench-II. This mixed workload interleaves inserts, deletes, point queries, and updates over 4 million total operations with 50% insert, 10% delete, 15% point queries, and 25% update [15]. We run KVbench on RocksDB using ZenFS as the filesystem backend.

RocksDB with ZenFS. ZenFS integrates with RocksDB using a zone-based interface and assigns files based on write lifetime hints.

If no matching zone is available, it allocates a new one. When open/active zone limits are hit, ZenFS issues a FINISH, based on a configurable threshold (e.g., 10% remaining space). If this threshold is not met, ZenFS delays FINISH by relaxing lifetime matching. Mixing different lifetimes in one zone increases space amplification, since zones are only reset once all data is invalidated.

Evaluation Metrics. We measure (i) *device-level write amplification*, (ii) *space amplification*, (iii) *wear*, and (iv) *interference*.

Device-level write amplification quantifies the additional writes introduced by the device: $DLWA = (W_h + W_d)/W_h$, where W_h is host-issued writes and W_d is device-issued writes.

Space amplification quantifies host-invalidated data by tracking the total invalidated data size W_i at each timestamp i . We report SA as the average of these values over the course of the experiment.

Wear measures how many times each block is erased. SilentZNS tracks wear at the storage element level. All blocks of a storage element have the same wear due to FINISH and RESET granularity.

Interference is the ratio between the baseline throughput and the throughput during concurrent FINISH operations.

SilentZNS Largely Eliminates DLWA. Our first experiment shows that SilentZNS (with *chunk-1* and *stripe* configurations) reduces DLWA by up to 86.36% compared to baseline full-zone approaches. We fill each zone to 10%, 25%, 50%, 75%, and 95% occupancy before issuing the FINISH command. Figure 3a shows that DLWA is consistently lower for all SilentZNS configurations. SilentZNS reduces DLWA by writing dummy data only to partially written storage elements and releasing unused ones, avoiding full-zone dummy writes. *Chunk-1* and *stripe* reduce DLWA equally – by 86.36%, 72.73%, 50%, 22.73%, and 4.55% across the occupancy levels. *Chunk-1* and *stripe* perform similarly, differing only when the host writes fewer than four pages in the final stripe (as shown in Figure 2a). With *chunk-2*, DLWA is reduced by 81.82%, 72.73%, 45.45%, 18.18%, and 0%. While *Chunk-11* achieves up to 50% reduction below 75% occupancy, it offers no benefit beyond that point. The baselines show identical DLWA since they apply FINISH to entire zones. DLWA in SilentZNS depends on the write pointer – if an erase block is fully written, no dummy writes are needed. At 50% occupancy, *chunk-1*, *stripe*, and *chunk-11* achieve $DLWA = 1$. The coarser granularity of *chunk-2* and *chunk-11* leads to smaller DLWA benefits. Baselines suffer from high DLWA at low occupancy due to full-zone dummy writes, while SilentZNS maintains low DLWA, especially at low occupancy. At

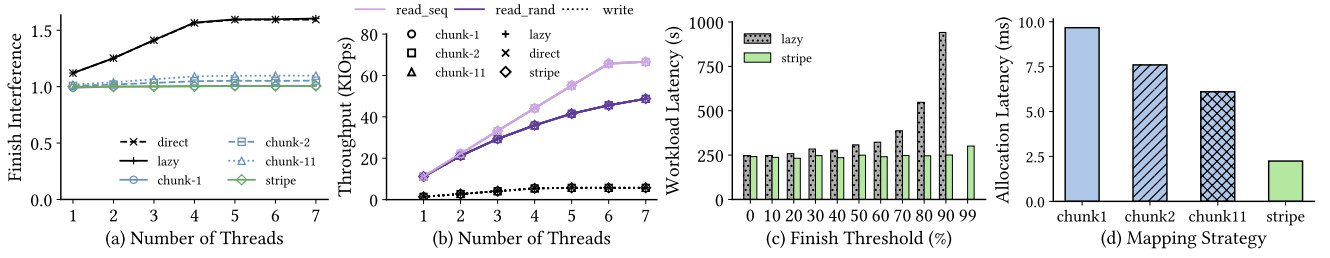


Figure 4: (a) SilentZNS maintains stable throughput with concurrent FINISH. (b) SilentZNS maintains competitive read/write throughput. (c) SilentZNS improves the workload latency. (d) *stripe* configuration is the most efficient in zone allocation.

high occupancy, the baseline is competitive as fewer pages remain unwritten. However, as we show next, delaying FINISH has its cost.

SilentZNS Reduces Space Amplification without DLWA Cost.

In this experiment, we run KVbench-II on RocksDB with ZenFS as the filesystem backend. We vary the FINISH threshold between 0% and 99%, where 0% disallows any FINISH (except for initial metadata setup), and 99% allows it at 1% zone occupancy. As Figure 3b shows, increasing the threshold reduces space amplification. For instance, at 90%, the average space amplification is $3\times$ lower than at 10% for both SilentZNS and the baseline. This is expected, as space amplification is independent of the SSD’s internal mapping strategy. However, this improvement comes at a cost for the baseline. As shown in Figure 3c, frequent FINISH commands at high thresholds (which fully write physical zones) result in large amounts of device-side garbage. At a 99% threshold, the baseline crashes due to insufficient space. So, Figures 3b and 3c report values only up to the point before the emulator crashed. In contrast, SilentZNS consistently maintains low device-side garbage due to efficient zone management. At 90% FINISH threshold, for example, SilentZNS issues approximately $20\times$ less dummy data than the baseline.

SilentZNS Reduces the Unnecessary Wear. We evaluate erase block wear under SilentZNS (stripe-based allocation) and lazy mapping using KVbench-II on RocksDB with ZenFS at a FINISH threshold of 90%. To capture the cumulative wear, we repeat KVbench-II $8\times$ due to memory constraints of the SSD emulator. Figure 3d shows that SilentZNS significantly reduces unnecessary wear by writing only required storage segments during FINISH, whereas lazy mapping fills entire zones with dummy writes. Specifically, our stripe allocation has a median erase count of 3, compared to 13 for the lazy allocation. SilentZNS also achieves better wear-leveling, with a standard deviation of 0.62 versus 8.63 for lazy mapping. This is expected, as lazy mapping ignores wear, while SilentZNS enforces wear-aware allocation.

SilentZNS Reduces Interference with Host I/O. We now highlight the benefits of SilentZNS for host-issued writes. In this experiment, we run the *interference* benchmark with concurrent FIO jobs ranging from 1 to 7. An interference factor of 1 indicates no interference, while higher values indicate greater interference. As shown in Figure 4a, SilentZNS consistently maintains lower interference than the baselines, with a factor of 1.01, 1.01, 1.05, and 1.10 for *stripe*, *chunk-1*, *chunk-2*, and *chunk-11*, respectively. Stripe and chunk-1 offer the most benefit, issuing the least dummy writes (see Figure 3a). The baselines experience interference as high as

1.60 after 5 threads due to contention between host writes and device-issued dummy writes. In contrast, SilentZNS writes only the minimal required dummy data, resulting in lower interference and steadier throughput (Figure 4b). SilentZNS’s host I/O benefits are further presented in Figure 4c, showing up to $3.7\times$ faster workload latency and consistent performance regardless of FINISH granularity. In contrast, the performance of baseline degrades as the finish threshold increases, and at 99% the emulator crashes due to insufficient space, therefore the total workload latency for the baseline is omitted at that point.

Zone Allocation Overhead. In this experiment, we evaluate the time required to allocate storage elements to a logical zone. As shown in Figure 4d, the average allocation times are 9.7, 7.6, 6.1, and 2.2 ms for *chunk-1*, *chunk-2*, *chunk-11*, and *stripe* configurations, respectively. Stripe has the lowest allocation time due to its simpler search space and fewer storage elements. *Chunk-11* is the fastest among chunk-based approaches, as larger chunks reduce element count. Baselines allocate zones in under 1 ms by simply remapping logical zones to available physical ones. Despite the overhead, our experiments show no interference with host I/O (Figures 4a-4b), as only the first write to a zone incurs this delay. SilentZNS’s allocation time can be further amortized by buffering available zone storage elements and performing *allocation* during idle times. It can also be improved by supporting the OPEN command, allowing the host to pre-announce zone allocation needs.

6 DISCUSSION

Tradeoffs in SilentZNS Allocation Strategies. Our experiments show that *stripe* is the fastest zone allocation approach due to its reduced search complexity, while still offering DLWA benefits comparable to *chunk-1*, the most fine-grained strategy. This makes *stripe* suitable under computational constraints. *Chunk-1* offers the best DLWA and interference reduction but suffers from the highest allocation latency. If allocation time is critical, *chunk-2* and *chunk-11* help balance the tradeoff between DLWA benefits and allocation time. In the future, we plan to explore wear-leveling tradeoffs, as fine-grained chunk schemes with adaptive parallelism may improve wear over *stripe* approaches.

The Need for Flexible Host Interface. Figure 4c shows that at very high FINISH thresholds, such as 99%, both the baseline and SilentZNS may fail due to insufficient host-side address space. This is because, at 99% threshold, the FINISH command is invoked frequently when zones have low occupancy. If the data in finished

zones is not invalidated in time, the system may reach a state where all zones are finished and no new zones can be opened. In baselines with static physical zones fully filled with dummy data, this effectively means the device is out of space. In contrast, SilentZNS’s flexible zone allocation strategy fills only the required blocks during a FINISH operation. Therefore, even if all zones are marked as finished, there may still be empty physical space remaining on the device. However, since the host still assumes a static number of zones and the LBA address space is fixed, after the zone FINISH command, the host cannot write to the remaining LBAs in the zone, preventing the application from using the leftover physical space. This limitation highlights the need for a more flexible ZNS standard where the number of zones can vary, allowing new zones to be reconstructed logically from the remaining space. Such an extension would also require the use of the zone APPEND command, which avoids relying on fixed LBA addressing. The APPEND command is already supported by the ZNS standard and allows the host to write by specifying only the zone and the size of the data to append.

7 CONCLUSION

ZNS SSDs provide a new append-only interface that eliminates device-side garbage collection and provides stable throughput. However, existing designs suffer from high DLWA, which causes increased wear, interference with host I/O, and a need to balance complex SA vs DLWA tradeoff. In this work, we identify two primary reasons: (i) fixed physical zones and (ii) full zone management operations that issue device writes to the entire zone. In this work, we design and evaluate a spectrum of flexible zone allocation strategies that allocate only the necessary storage elements on demand

and apply management commands like RESET and FINISH at the granularity of these elements. We integrate SilentZNS into the ConfZNS++ SSD emulator and show that SilentZNS reduces DLWA by up to 95.5%, while maintaining SA at 0.42 and achieving $3.7 \times$ faster workload latency.

REFERENCES

- [1] Matias Björling et al. 2021. ZNS: Avoiding the Block Interface Tax for Flash-based SSDs. *ATC* (2021).
- [2] Yu Cai et al. 2015. Read Disturb Errors in MLC NAND Flash Memory: Characterization, Mitigation, and Recovery. *DSN* (2015).
- [3] Michael Cornwell. 2012. Anatomy of a Solid-State Drive. *CACM* 55, 12 (2012).
- [4] Western Digital. 2025. Zoned Storage. <https://zonedstorage.io/docs/introduction> (2025).
- [5] Krijn Doekemeijer et al. 2023. Performance Characterization of NVMe Flash Devices with Zoned Namespaces (ZNS). *CLUSTER* (2023).
- [6] Krijn Doekemeijer et al. 2024. Exploring I/O Management Performance in ZNS with ConfZNS++. *SYSTOR* (2024).
- [7] Fio. 2021. Flexible I/O tester. <https://fio.readthedocs.io/en/latest/> (2021).
- [8] Biyong Liu et al. 2023. LifetimeKV: Narrowing the lifetime gap of SSTs in LSMT-based KV stores for ZNS SSDs. *ICCD* (2023).
- [9] Renping Liu et al. 2024. GAP: A Global Wear-Aware Block Pool for Enhancing Lifetime of ZNS SSDs. *NVMSA* (2024).
- [10] Linbo Long et al. 2024. WA-Zone: Wear-Aware Zone Management Optimization for LSM-Tree on ZNS SSDs. *TACO* 21, 1 (2024).
- [11] Mingshen Lu et al. 2023. ZoneKV: A Space-Efficient Key-Value Store for ZNS SSDs. *60th ACM/IEEE Design Automation Conference, DAC 2023, San Francisco, CA, USA, July 9-13, 2023* (2023).
- [12] Tarikul Islam Papon. 2024. Enhancing Data Systems Performance by Exploiting SSD Concurrency & Asymmetry. *ICDE* (2024).
- [13] Tarikul Islam Papon and Manos Athanassoulis. 2021. A Parametric I/O Model for Modern Storage Devices. *DAMON* (2021).
- [14] Inho Song et al. 2023. ConfZNS: A Novel Emulator for Exploring Design Space of ZNS SSDs. *SYSTOR* (2023).
- [15] Zichen Zhu et al. 2024. KV Bench: A Key-Value Benchmarking Suite. *DBTest* (2024).