

# Electromagnetic and Exotic Moments in Nuclear DFT

J. Dobaczewski,<sup>1,2</sup> B. C. Backes,<sup>1</sup> R.P. de Groote,<sup>3</sup> A. Restrepo-Giraldo,<sup>1</sup> X. Sun<sup>1</sup> and H. Wibowo<sup>1</sup>

<sup>1</sup>School of Physics, Engineering and Technology, University of York, Heslington, York YO10 5DD, United Kingdom

<sup>2</sup>Institute of Theoretical Physics, Faculty of Physics, University of Warsaw, ul. Pasteura 5, PL-02-093 Warsaw, Poland

<sup>3</sup>KU Leuven, Instituut voor Kern-en Stralingsfysica, B-3001 Leuven, Belgium

Xxxx. Xxx. Xxx. Yyyy. Aa:1–43

[https://doi.org/10.1146/\(\(please add article doi\)\)](https://doi.org/10.1146/((please add article doi)))

Copyright © Yyyy by the author(s).  
All rights reserved

## Keywords

Density functional theory, nuclear electromagnetic moments, exotic moments, nuclear structure, symmetry restoration.

## Abstract

Electromagnetic interactions are important probes for studying and testing our understanding of the atomic nucleus, as they reflect emerging properties across the nuclear chart. We examine their corresponding observables, which relate to charge and current distributions in nuclei expressed through their multipole components. We focus on theoretical results obtained within nuclear density functional theory (DFT) to derive self-consistent, symmetry-restored nuclear wave functions along with their spectroscopic multipole moments. We show how these compare with experimental data. We also discuss possible improvements in the formulation of magnetic dipole operators by including two-body meson-exchange contributions. Discussions of exotic symmetry-breaking moments emphasise their importance for understanding fine details of fundamental nuclear interactions. Detailed derivations are delegated to the accompanying Supplemental Material.

## Contents

1. INTRODUCTION .....	2
2. NUCLEAR ELECTROMAGNETIC MOMENTS WITHIN QED.....	3
3. ONE-BODY MOMENTS .....	6
3.1. Magnetic dipole operator and moment .....	7
3.2. Electric quadrupole operator and moment.....	7
3.3. Magnetic octupole operator and moment .....	8
3.4. Shapes of densities and currents .....	9
3.5. Experimental data .....	10
4. PARITY-BREAKING MOMENTS for FUNDAMENTAL INTERACTIONS.....	12
4.1. Electric dipole moments, the Schiff moments .....	13
4.2. Anapole moments .....	15
5. MESON EXCHANGE CURRENTS .....	15
6. NUCLEAR-DFT SELF-CONSISTENT STATES.....	16
6.1. Even paired fermion states .....	17
6.2. Odd paired fermion states and blocking .....	17
7. SYMMETRY RESTORATION .....	19
8. DFT RESULTS .....	20
8.1. Generic features .....	20
8.2. Nuclei near doubly magic systems .....	22
8.3. Open-shell nuclei .....	23
8.4. Magnetic octupole moments .....	24
9. SUPPLEMENTAL MATERIAL .....	29
9.1. Multipole radiation .....	29
9.2. One-body magnetic operator.....	30
9.3. Gradient of the solid harmonics .....	31
9.4. Schmidt moments .....	32
9.5. Single particle quadrupole moments .....	33
9.6. Schwartz moments .....	33
9.7. Bohr deformation parameters .....	35
9.8. Magnetic octupole moments .....	36
9.9. Restoration of rotational symmetry for non-axial states.....	38
9.10.Spectroscopic vs. intrinsic moments .....	42

## 1. INTRODUCTION

Nuclear electromagnetic moments have been measured and calculated for many years, References (1, 2). It was early recognised that they serve as sensitive probes of nuclear properties such as the collective or single-particle character of ground and excited states. Initial descriptions of moments were almost exclusively centred on shell-model applications, including those based on phenomenological deformed mean-field studies introduced by Nilsson, Reference (3). Later, numerous studies within nuclear density functional theory (DFT) focused on properties of even-even nuclei. Only recently have DFT analyses of odd nuclei been carried out, where electromagnetic moments are directly measurable. This area has recently gained momentum, which we intend to review in this article.

We also examine the subject from a wider perspective. We start by connecting low-energy nuclear electromagnetic observables to both classical and quantum models of elec-

tromagnetism (Section 2). Then, in Section 3, we review the classical properties of the magnetic dipole and electric quadrupole moments, before discussing the less-known magnetic octupole moments. We also include a summary of experimental results, which are thoroughly reviewed in the recent Reference (4). Sections 4 and 5 discuss current topics about exotic moments for studying fundamental interactions and two-body contributions to magnetic dipole moments, respectively. Followed by Sections 6–8, which explain modern DFT methodology for determining nuclear moments and summarise recent results. The review is complemented by the Supplemental Material (Reference (5)), providing additional details.

## 2. NUCLEAR ELECTROMAGNETIC MOMENTS WITHIN QED

The relativistic Lagrangian of the nuclear system reads as follows,

$$\mathcal{L} = \mathcal{L}_{\text{nuc}} + \mathcal{L}_{\text{int}} - \frac{1}{4} F_{\mu\nu} F^{\mu\nu}, \quad 1.$$

where  $\mathcal{L}_{\text{nuc}}$  refers the nuclear part, and the electromagnetic interaction  $\mathcal{L}_{\text{int}}$  is mediated by the photons through the following coupling,

$$\mathcal{L}_{\text{int}} = -e \bar{\psi}(x) \gamma^\mu \frac{1 - \tau_3}{2} \psi(x) A_\mu(x), \quad 2.$$

where  $\psi(x)$  is the nucleon field with  $\bar{\psi}(x)$  its Dirac adjoint,  $A_\mu(x)$  is the photon field, and  $F^{\mu\nu} = \partial^\mu A^\nu - \partial^\nu A^\mu$  is the anti-symmetric electromagnetic tensor. The equation of motion of the photon satisfies the following equation,

$$\partial_\mu F^{\mu\nu} = j^\nu, \quad 3.$$

with the electromagnetic current  $j^\nu = -e \bar{\psi} \gamma^\nu \frac{1 - \tau_3}{2} \psi$ .

In relativistic quantum mechanics, the Dirac spinor and the corresponding four-vector current naturally incorporate spin. From the Gordon decomposition (Reference (6)),

$$\bar{\psi} \gamma^\mu \psi = \frac{i}{2m} (\bar{\psi} \partial^\mu \psi - (\partial^\mu \bar{\psi}) \psi) + \frac{1}{m} \partial_\nu (\bar{\psi} \Sigma^{\mu\nu} \psi), \quad 4.$$

with  $\Sigma^{\mu\nu} = \frac{i}{4} [\gamma^\mu, \gamma^\nu]$ , the four-vector current can be separated into two terms. The first term is a convective current relating to the motion of the particles, and the second term is a spin current depending on the curvature of the spin density.

The Lagrangian in Equation 2, however, does not contain complete information about nuclear magnetic moments. This is because a nucleon is a composite object made of more fundamental particles and possesses an additional magnetic moment arising from its spin. Therefore, to address the magnetic moments, an anomalous current (Reference (7)),

$$\tilde{j}^\mu = \frac{e}{m} \partial_\nu \left[ \bar{\psi} \left( \kappa_n \frac{1 + \tau_3}{2} + \kappa_p \frac{1 - \tau_3}{2} \right) \Sigma^{\mu\nu} \psi \right], \quad 5.$$

with the anomalous gyromagnetic ratios of the neutron and proton,  $\kappa_n = -1.913$  and  $\kappa_p = 1.793$ , should be added to the electromagnetic current, namely,  $j_{\text{tot}}^\mu = j^\mu + \tilde{j}^\mu$ . Then,

the time- and space-components are respectively  $j_{\text{tot}}^0 = \rho_p$  and  $\mathbf{j}_{\text{tot}} = \mathbf{j}_L^p + \mathbf{j}_S^p + \mathbf{j}_S^n$ , with

$$\begin{aligned}\rho_p &= e\psi^\dagger \frac{1-\tau_3}{2} \psi, \\ \mathbf{j}_L^p &= e \frac{1}{2m} \left( i\nabla\psi^\dagger \frac{1-\tau_3}{2} \psi - \psi^\dagger \frac{1-\tau_3}{2} i\nabla\psi \right), \\ \mathbf{j}_S^p &= e \frac{1+\kappa_p}{m} \nabla \times \left( \psi^\dagger \frac{1-\tau_3}{2} \mathbf{S}\psi \right), \\ \mathbf{j}_S^n &= e \frac{\kappa_n}{m} \nabla \times \left( \psi^\dagger \frac{1+\tau_3}{2} \mathbf{S}\psi \right),\end{aligned}\tag{6}$$

where

$$\mathbf{S} = (\Sigma^{23}, \Sigma^{31}, \Sigma^{12}) = \frac{1}{2} \begin{pmatrix} \boldsymbol{\sigma} & 0 \\ 0 & \boldsymbol{\sigma} \end{pmatrix}.\tag{7}$$

Equation 3 corresponds to Maxwell's equations with the charge density  $\rho$  and current  $\mathbf{j}$  as the time and space components of  $j^\nu = (c\rho, \mathbf{j})$ , and the electric field  $\phi$  and the magnetic vector potential  $\mathbf{A}$  are the time and space components of  $A_\nu = (\phi/c, -\mathbf{A})$ . Under the Coulomb gauge  $\nabla \cdot \mathbf{A} = 0$  and requesting  $\phi = 0$ , the solutions of  $\mathbf{A}$  satisfy equation (Reference (8)),

$$\mathbf{A}(\mathbf{r}, t) = \sum_{\alpha k} \sum_{\lambda \mu} \left\{ e^{-ickt} \mathbf{A}_{\alpha k \lambda \mu}(\mathbf{r}) \hat{a}_{\alpha k \lambda \mu}^\dagger + h.c. \right\},\tag{8}$$

with  $\alpha$  standing for  $E$  (electric) and  $M$  (magnetic) radiation,  $k$  denoting the wave number,  $\mu$  being the projection of multipolarity  $\lambda$ ,  $\hat{a}_{\lambda k I m}^\dagger$  denoting the creation operators of photons, and

$$\begin{aligned}\mathbf{A}_{Ek\lambda\mu}(\mathbf{r}) &= \frac{\sqrt{4\pi\hbar ck/R}}{k\sqrt{\lambda(\lambda+1)}} \nabla \times (\mathbf{r} \times \nabla) [j_\lambda(kr) Y_{\lambda\mu}(\theta, \phi)], \\ \mathbf{A}_{Mk\lambda\mu}(\mathbf{r}) &= \frac{-i\sqrt{4\pi\hbar ck/R}}{\sqrt{\lambda(\lambda+1)}} (\mathbf{r} \times \nabla) [j_\lambda(kr) Y_{\lambda\mu}(\theta, \phi)].\end{aligned}\tag{9}$$

The parameter  $R$  defines a spherical standing wave boundary, hence discretizes the wave number  $k$  as the zeros of either the spherical Bessel function  $j_\lambda(kR)$  or  $\partial_r(rj_\lambda(kr))|_{r=R}$ , which also determines the density of the state  $g(k) = R/\hbar c\pi$  at the limit  $R \rightarrow \infty$ .

In classical electrodynamics (9), in a given reference frame, the charge density  $\rho(\mathbf{r})$  generates the electric field and the current density  $\mathbf{j}(\mathbf{r})$  generates the magnetic field. When observing a given system of localised charge and current densities from a distance, it is practical to decompose the densities and fields into a series of components, as defined by the so-called multipole expansion, (9) Equation 16.127.

In non-relativistic quantum mechanics (10), the classical electromagnetic charge and current densities,  $\rho(\mathbf{r})$  and  $\mathbf{j}(\mathbf{r})$ , are replaced by the average values of particular one-body operators, that is,

$$\rho(\mathbf{r}) = e\langle \Phi | \sum_{i=1}^Z \delta(\mathbf{r} - \mathbf{r}_i) | \Psi \rangle, \quad \mathbf{j}(\mathbf{r}) = e\langle \Psi | \sum_{i=1}^Z \left[ -i\nabla_i \delta(\mathbf{r} - \mathbf{r}_i) \right] | \Psi \rangle,\tag{10}$$

$$\mathbf{s}_\tau(\mathbf{r}) = \langle \Psi | \sum_{i=1}^{N(\tau)} \frac{1}{2} \boldsymbol{\sigma}_i \delta(\mathbf{r} - \mathbf{r}_i) | \Psi \rangle,\tag{11}$$

where the sums in Equation 10 run over  $Z$  charged particles of a given quantum system (protons) and  $|\Psi\rangle$  is its many-body wave function. In addition, the magnetic fields are

generated not only by the electromagnetic current but also by spin densities in units of  $\hbar$  (Equation 11), where the sums run over  $N(n) = N$  neutrons or  $N(p) = Z$  protons. The total current density  $\mathbf{j}_{\text{tot}} = \mathbf{j} + e\kappa_n \nabla \times \mathbf{s}_n + e(1 + \kappa_p) \nabla \times \mathbf{s}_p$  is the sum of the electromagnetic and spin currents. Moreover, in quantum field theory, the effects of charged virtual fields must also, in principle, be taken into account, cf. Section 5.

Before we proceed, two essential remarks are in order. First, we remind the reader that in the definition of the quantum current  $\mathbf{j}(\mathbf{r})$ , Equation 10, the gradient of the Dirac delta distribution  $\nabla_i \delta(\mathbf{r} - \mathbf{r}_i)$  has to be evaluated by integrating the  $Z$ -dimensional integral of the matrix element by parts, whereupon the gradient acts on both bra and ket wave functions and is thus equivalent to the relative momentum divided by  $\hbar$ . Second, in classical electrodynamics, the charge current is associated with the charge density multiplied by the velocity field,  $\mathbf{j}_{\text{class}}(\mathbf{r}) = \rho(\mathbf{r})\mathbf{v}(\mathbf{r})$ . Therefore, by the correspondence principle, the classical current has to be associated with the quantum probability current as  $\mathbf{j}_{\text{class}}(\mathbf{r}) \rightarrow \frac{\hbar}{m}\mathbf{j}_{\text{quan}}(\mathbf{r})$ .

The classical static electric potential  $\Phi(\mathbf{r})$  and magnetic field  $\mathbf{B}(\mathbf{r})$  are determined in terms of the charge  $\rho(\mathbf{r})$  and current  $\mathbf{j}_{\text{tot}}(\mathbf{r})$  densities by the Poisson and vector Poisson equations, respectively, that is,

$$\nabla^2 \Phi(\mathbf{r}) = -\frac{\rho(\mathbf{r})}{4\pi\epsilon_0}, \quad \nabla^2 \mathbf{B}(\mathbf{r}) = -\frac{4\pi}{c} \nabla \times \mathbf{j}_{\text{tot}}(\mathbf{r}). \quad 12.$$

The multipole expansion of the Green function of the Poisson equation can be obtained using the following identity:

$$\frac{1}{|\mathbf{r} - \mathbf{r}'|} = \sum_{\lambda=0}^{\infty} \sum_{\mu=-\lambda}^{\lambda} \frac{4\pi}{2\lambda+1} \frac{r_{<}^{\lambda}}{r_{>}^{\lambda+1}} Y_{\lambda\mu}^*(\theta', \phi') Y_{\lambda\mu}(\theta, \phi), \quad 13.$$

where  $r_{<}$  ( $r_{>}$ ) is the smaller (larger) of  $|\mathbf{r}|$  and  $|\mathbf{r}'|$ . At the distance  $|\mathbf{r}| > |\mathbf{r}'|$ , the static electric potential can be expressed as follows,

$$\Phi(\mathbf{r}) = \frac{1}{4\pi\epsilon_0} \int d^3\mathbf{r}' \frac{\rho(\mathbf{r}')}{|\mathbf{r} - \mathbf{r}'|} = \frac{1}{4\pi\epsilon_0} \sum_{\lambda=0}^{\infty} \sum_{\mu=-\lambda}^{\lambda} \frac{4\pi}{2\lambda+1} Q_{\lambda\mu}^* \frac{Y_{\lambda\mu}(\theta, \phi)}{r^{\lambda+1}}, \quad 14.$$

with the electric multipole moment  $Q_{\lambda\mu}$  defined as

$$Q_{\lambda\mu} = \int d^3\mathbf{r} \rho(\mathbf{r}) r^{\lambda} Y_{\lambda\mu}(\theta, \phi). \quad 15.$$

The multipole expansion of the static magnetic field can be obtained similarly by using the scalar potential method (Reference (11, 12)). Expanding the radial component of the magnetic field gives,

$$\mathbf{r} \cdot \mathbf{B} = \frac{1}{c} \int d^3\mathbf{r}' \frac{\mathbf{r}' \cdot \nabla' \times \mathbf{j}_{\text{tot}}(\mathbf{r}')}{|\mathbf{r} - \mathbf{r}'|} = \sum_{\lambda=0}^{\infty} \sum_{\mu=-\lambda}^{\lambda} (\lambda+1) \frac{4\pi}{2\lambda+1} M_{\lambda\mu}^* \frac{Y_{\lambda\mu}(\theta, \phi)}{r^{\lambda+1}}, \quad 16.$$

with the magnetic multipole moment  $M_{\lambda\mu}$  defined as

$$M_{\lambda\mu} = \frac{1}{c} \left( \frac{1}{\lambda+1} \right) \int d^3\mathbf{r} r^{\lambda} Y_{\lambda\mu}(\theta, \phi) \mathbf{r} \cdot (\nabla \times \mathbf{j}_{\text{tot}}). \quad 17.$$

Additionally, the time-dependent charge and current densities generate a time-dependent electromagnetic field, and, in particular, electromagnetic radiation. For completeness, the corresponding expressions are summarised in the Supplemental Material (Reference (5), Section 9.1).

### 3. ONE-BODY MOMENTS

The one-body electric and magnetic moments,  $Q_{\lambda\mu}$  and  $M_{\lambda\mu}$ , Equations 15 and 17, respectively, can be expressed as follows, Reference (13),

$$Q_{\lambda\mu} = \langle \Psi | \hat{Q}_{\lambda\mu} | \Psi \rangle = \int d^3\mathbf{r} q_{\lambda\mu}(\mathbf{r}), \quad M_{\lambda\mu} = \langle \Psi | \hat{M}_{\lambda\mu} | \Psi \rangle = \int d^3\mathbf{r} m_{\lambda\mu}(\mathbf{r}), \quad 18.$$

where  $|\Psi\rangle$  is a many-body wave function and the one-body electric and magnetic operators are defined as,

$$\hat{Q}_{\lambda\mu} = e \sum_{i=1}^Z Q_{\lambda\mu}(\mathbf{r}_i), \quad 19.$$

$$\hat{M}_{\lambda\mu} = \mu_N \sum_{\tau=n,p} \sum_{i=1}^{N(\tau)} [\nabla_i Q_{\lambda\mu}(\mathbf{r}_i)] \cdot \left( g_s^{(\tau)} \hat{\mathbf{S}}_i^{(\tau)} + g_l^{(\tau)} \frac{2}{\lambda+1} \hat{\mathbf{L}}_i^{(\tau)} \right), \quad \text{or} \quad 20.$$

$$\hat{M}_{\lambda\mu} = \mu_N \sqrt{\lambda(2\lambda+1)} \sum_{\tau=n,p} \sum_{i=1}^{N(\tau)} \left[ Q_{\lambda-1}(\mathbf{r}_i) \otimes \left( g_s^{(\tau)} \hat{\mathbf{S}}_{1,i}^{(\tau)} + g_l^{(\tau)} \frac{2}{\lambda+1} \hat{\mathbf{L}}_{1,i}^{(\tau)} \right) \right]_{\lambda\mu}, \quad 21.$$

where in Equations 21,  $\hat{\mathbf{S}}_{1,i}^{(\tau)}$  and  $\hat{\mathbf{L}}_{1,i}^{(\tau)}$  are the  $i$ th particle's rank-1 spherical tensors of the spin and orbital angular momentum operators, respectively, which in the Cartesian coordinates of Equation 20 are given by  $\hat{\mathbf{S}}_i^{(\tau)} = \frac{1}{2} \hat{\boldsymbol{\sigma}}_i$  and  $\hat{\mathbf{L}}_i^{(\tau)} = -i\mathbf{r}_i \times \nabla_i$  (with units of  $\hbar$  omitted),

In Equations 19–21, the multipole functions (14) (solid harmonics) have the standard form,  $Q_{\lambda\mu}(\mathbf{r}_i) = r_i^\lambda Y_{\lambda\mu}(\theta_i, \phi_i)$ ,  $N(n) = N$  and  $N(p) = Z$  denote the numbers of neutrons and protons, and the gyromagnetic factors (the  $g$  factors) and nuclear magneton  $\mu_N$  are equal to

$$g_l^{(p)} = 1, \quad g_l^{(n)} = 0, \quad g_s^{(p)} = 2(1 + \kappa_p) = 5.587, \quad g_s^{(n)} = 2\kappa_n = -3.826, \quad \mu_N = \frac{e\hbar}{2m_p c}. \quad 22.$$

Derivations of the connection between the magnetic multipole moments given by the multipole expansion, Equations 17, and the two forms of the magnetic multipole moment operator, Equations 20 and 21, are given in the Supplemental Material (Reference (5), Sections 9.2 and 9.3, respectively).

In Equation 18,  $q_{\lambda\mu}(\mathbf{r})$  and  $m_{\lambda\mu}(\mathbf{r})$  are the electric and magnetic moment densities, respectively,

$$q_{\lambda\mu}(\mathbf{r}) = \rho^{(p)}(\mathbf{r}) Q_{\lambda\mu}(\mathbf{r}), \quad m_{\lambda\mu}(\mathbf{r}) = \mu_N \sum_{\tau=n,p} \sum_{k=x,y,z} \left( g_s^{(\tau)} s_k^{(\tau)}(\mathbf{r}) \nabla_k Q_{\lambda\mu}(\mathbf{r}) - \frac{2}{\lambda+1} g_l^{(\tau)} j_k^{(\tau)}(\mathbf{r}) \left( \mathbf{r} \times \nabla Q_{\lambda\mu}(\mathbf{r}) \right)_k \right), \quad 23.$$

where  $\rho(\mathbf{r})$ ,  $\mathbf{j}(\mathbf{r})$ , and  $\mathbf{s}(\mathbf{r})$  are the charge, current, and spin densities, respectively, Equations 10 and 11. Similarly, the mean value of the Cartesian  $k = x, y, z$  components of the total angular momentum (with units of  $\hbar$  omitted) are given by

$$I_k = \langle \Psi | \hat{I}_k | \Psi \rangle = \langle \Psi | \hat{S}_k + \hat{L}_k | \Psi \rangle = \int d^3\mathbf{r} \left( \mathbf{s}(\mathbf{r}) + \mathbf{r} \times \mathbf{j}(\mathbf{r}) \right)_k. \quad 24.$$

### 3.1. Magnetic dipole operator and moment

The magnetic properties of a quantum many-body system derive from the dynamics of its constituent particles' charges and spins. In the case of the atomic nucleus, protons ( $\tau = p$ ) contribute through both their orbital motion and their intrinsic spin, while neutrons ( $\tau = n$ ) contribute solely via their spin. The magnetic dipole operator, representing the lowest-order magnetic multipole of Equation 20 for  $\lambda = 1$ , is typically expressed by its Cartesian  $z$  component.

$$\hat{\mu}_z = \sqrt{\frac{4\pi}{3}} \hat{M}_{10} = \mu_N \sum_{\tau=n,p} \left[ g_s^{(\tau)} \hat{S}_z^{(\tau)} + g_l^{(\tau)} \hat{L}_z^{(\tau)} \right]. \quad 25.$$

Equation 25 follows directly from the standard normalisation of the solid harmonics,  $Q_{10} = \sqrt{\frac{3}{4\pi}} z$ , where the gradient in Equation 20 then reduces to a constant value.

We note here that for any spherical tensor operator  $\hat{O}_{\lambda\mu}$ , such as the electric  $\hat{Q}_{\lambda\mu}$  and magnetic  $\hat{M}_{\lambda\mu}$  moments, the Wigner-Eckart theorem (Reference (14) and Section 7), defines its matrix elements  $\langle I' M' | \hat{O}_{\lambda\mu} | I M \rangle$  for any projections  $M', M, \mu$  of angular momenta  $I', I, \lambda$  through one constant called the reduced matrix element  $\langle I' || \hat{O}_\lambda || I \rangle$ . Therefore, one set of projections  $M', M, \mu$  can be freely selected to characterise all the projections. Traditionally, for the diagonal matrix elements  $I = I'$  of the electromagnetic moments, one chooses  $M' = M = I$ , which defines the so-called spectroscopic moments. In particular, the standard definition of the spectroscopic magnetic dipole moment  $\mu$  used in the literature is as follows,

$$\mu = \langle II | \hat{M}_{10} | II \rangle = \sqrt{\frac{3}{4\pi}} \langle II | \hat{\mu}_z | II \rangle, \quad 26.$$

and is reported for all measurements.

**3.1.1. Single-particle estimates, the Schmidt moments.** The single-particle estimates offer a crucial perspective on analysing the electromagnetic interactions of the nucleus. These estimates are also significant for electromagnetic transitions, especially for the evaluation of transition strengths that define the so-called Weisskopf units (W.u.), (Reference (15)), which are often utilised in experimental reports and databases.

The mathematical form of the magnetic dipole operator in Equation 25 does not involve radial coordinates of a single particle; thus, calculations of Equation 26 are independent of the radial profile of the potential and radial quantum number  $n$  of the single-particle wave function. If we consider the coupled total angular momentum single-particle wave functions characterised by the radial ( $n$ ) orbital-angular-momentum  $l$ , total-angular-momentum  $j$ , and its projection  $m$  quantum numbers, we obtain the following expressions, see derivation in the Supplemental Material (Reference (5), Section 9.4),

$$\mu_{\text{s.p.}}^{(\tau)} = \begin{cases} \mu_N \left[ \left( j - \frac{1}{2} \right) g_l^{(\tau)} + \frac{1}{2} g_s^{(\tau)} \right], & j = l + 1/2, \\ \mu_N \frac{j}{j+1} \left[ \left( j + \frac{3}{2} \right) g_l^{(\tau)} - \frac{1}{2} g_s^{(\tau)} \right], & j = l - 1/2. \end{cases} \quad 27.$$

These are called the Schmidt moments and represent extreme cases where a single valence nucleon accounts for the entire magnetic moment of the nucleus. In Section 3.5, these estimates are compared with the experimental data.

### 3.2. Electric quadrupole operator and moment

An arbitrary localised charge distribution can be expressed as a sum of multipole moments (Equation 15), a convenient approach for studying its properties. The lowest-order multi-

#### Magnetic moment:

Characterises the distribution of nuclear spin and current and defines the magnetic field inside and outside of the nucleus.

---

**Electric moment:**

Characterises the distribution of nuclear charge and defines the electric field inside and outside of the nucleus.

---

pole moments dominate the nuclear electric field. For systems composed of a single type of charge, such as the atomic nucleus, the distribution's geometry can be directly associated with it. Observations show that the nuclear interactions preserve parity, so the lowest experimentally accessible multipole is the monopole, equivalent to the number of protons, and the quadrupole, which defines the lowest-order shape of the nucleus.

Traditionally, the spherical tensor of the quadrupole moment used in the literature,  $\bar{Q}_{2\mu}$ , is defined by introducing a specific factor, for which its axial component  $\mu = 0$  is given as follows,

$$\bar{Q}_{20} = \sqrt{\frac{16\pi}{5}} Q_{20} = e \sqrt{\frac{16\pi}{5}} \sum_{i=1}^Z r_i^2 Y_{20}(\theta_i, \phi_i), = e \sum_{i=1}^Z (2z_i^2 - x_i^2 - y_i^2). \quad 28.$$

Similarly to Equation 26, the spectroscopic quadrupole moment reported for all measurements is defined by

$$Q = \sqrt{\frac{16\pi}{5}} \langle II | \hat{Q}_{20} | II \rangle, \quad 29.$$

and quantifies the axially symmetric elongation or compression of the charge distribution. Three regimes can be identified in the possible values of  $Q$ , Equation 29; a spherically symmetric distribution is characterised by  $Q = 0$ , a prolate (elongated) shape by  $Q > 0$ , and an oblate (flattened) shape by  $Q < 0$ , see also Section 7 for the definition and discussion of the intrinsic multipole moments.

**3.2.1. Single-particle estimates.** The observable in Equation 29 can be calculated for single-particle states to quantify the deviation from spherical shape of individual nuclear orbitals. For a nucleon in a single-particle state characterised by the total angular momentum  $j$ , its quadrupole moment is given by (see derivation in the Supplemental Material, Reference (5), Section 9.5),

$$Q_{\text{s.p.}} = -e \frac{2j-1}{2(j+1)} \langle r^2 \rangle, \quad 30.$$

where  $\langle r^2 \rangle$  represents the mean square radius of that state, which depends on its radial wave function. Note that  $Q_{\text{s.p.}} = 0$  for  $j = 1/2$  states,  $Q_{\text{s.p.}} = -\frac{2}{5}e\langle r^2 \rangle$  for  $j = 3/2$  states, and for large- $j$  states it gradually increases in magnitude towards  $Q_{\text{s.p.}} = -e\langle r^2 \rangle$ . The latter value is therefore the maximum quadrupole moment for any  $j$  in a single-particle state.

### 3.3. Magnetic octupole operator and moment

Following Reference (16), the spectroscopic magnetic octupole moment  $\Omega$ , which is reported for all measurements, is defined for  $\lambda\mu = 30$  in Equation 20 using a specific prefactor, that is,

$$\Omega = -\sqrt{\frac{4\pi}{7}} \langle II | \hat{M}_{30} | II \rangle, \quad 31.$$

where the magnetic octupole operator  $\hat{M}_{30}$  reads explicitly as follows,

$$\begin{aligned} \hat{M}_{30} = -3\mu_N \sqrt{\frac{7}{16\pi}} \sum_{\tau=n,p} \sum_{i=1}^{N(\tau)} & \left[ xz \left( g_s^{(\tau)} \hat{S}_{i,x}^{(\tau)} + g_l^{(\tau)} \hat{L}_{i,x}^{(\tau)} \right) + yz \left( g_s^{(\tau)} \hat{S}_{i,y}^{(\tau)} + g_l^{(\tau)} \hat{L}_{i,y}^{(\tau)} \right) \right. \\ & \left. + (2z^2 - x^2 - y^2) \left( g_s^{(\tau)} \hat{S}_{i,z}^{(\tau)} + g_l^{(\tau)} \hat{L}_{i,z}^{(\tau)} \right) \right]. \end{aligned} \quad 32.$$

**3.3.1. Single-particle estimates, the Schwartz moments.** The extreme single-particle limits for the magnetic octupole moment are called the Schwartz moments (References (16, 17), see also an explicit derivation in the Supplemental Material, Reference (5), Section 9.6), and are given by,

$$\Omega_{\text{s.p.}}^{(\tau)} = +\mu_N \frac{3}{2} \frac{(2j-1)}{(2j+4)(2j+2)} \langle r^2 \rangle \times \begin{cases} (j+2) \left[ (j - \frac{3}{2}) g_l^{(\tau)} + g_s^{(\tau)} \right], & j = l + \frac{1}{2}; \\ (j-1) \left[ (j + \frac{5}{2}) g_l^{(\tau)} - g_s^{(\tau)} \right], & j = l - \frac{1}{2}. \end{cases} \quad 33.$$

### 3.4. Shapes of densities and currents

The intrinsic nuclear densities  $\rho(\mathbf{r})$  are 3D space distributions, which are often difficult to analyse. Therefore, they are often parameterised and visualised in terms of the sharp-edge density distribution  $\bar{\rho}(\mathbf{r})$ , which is equal to a constant value  $\rho_0$  inside a predefined surface and vanishes outside. One of several popular definitions of the surface is given by the so-called Bohr deformation parameters  $\beta_{\lambda\mu}$ , and in spherical coordinates ( $r\theta\phi$ ) it reads as follows,

$$R(\theta, \phi) = R_0 \sum_{\lambda=0,1,2,3,\dots}^{\lambda_{\text{max}}} \sum_{\mu=-\lambda}^{\mu=\lambda} \beta_{\lambda\mu} Y_{\lambda\mu}(\theta, \phi), \quad \bar{\rho}(\mathbf{r}) = \begin{cases} \rho_0 & \text{for } r \leq R(\theta, \phi) \\ 0 & \text{for } r > R(\theta, \phi) \end{cases}, \quad 34.$$

where  $Y_{\lambda\mu}(\theta, \phi)$  are spherical harmonic functions (14). For every  $\lambda_{\text{max}}$ , the multipole moments  $Q_{\lambda\mu}$  (Equation 18) for  $\lambda = 0, 1, 2, 3, \dots, \lambda_{\text{max}}$  can be determined as functions of  $\beta_{\lambda\mu}$  and inverted, so a  $Q$ -equivalent sharp-edge shape can be visualised and examined. Although the exact functions  $\beta_{\lambda\mu}(Q_{\lambda'\mu'})$  are difficult to derive, this is not really necessary as a very efficient numerical algorithm exists, see Reference (18). The main point here is that the principal shape that generates a neutron, proton, or nucleon multipole moment  $Q_{\lambda\mu}$  is given by  $\beta_{\lambda\mu} = \frac{4\pi Q_{\lambda\mu}}{3NR_0^\lambda}$ , where  $N$  is the number of neutrons, protons, or nucleons, and  $R_0 = \sqrt{\frac{5}{3}} R_{\text{rms}}$  is the geometric radius of neutrons, protons, or nucleons, respectively (Supplemental Material, Reference (5), Section 9.7).

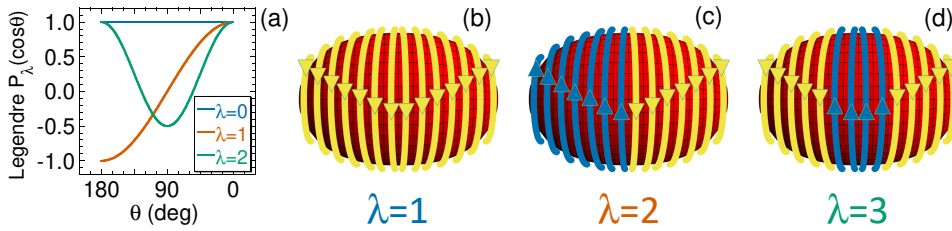


Figure 1: Legendre polynomials,  $P_\lambda(\cos \theta)$  for  $\lambda = 0, 1, 2$ , (a), and the patterns of the current flows for the magnetic dipole (b), quadrupole (c), and octupole (d) moments.

In this Section, we aim to visualise the geometric properties of the nuclear current densities and to illustrate the geometry of the ground-state magnetic multipole moments of odd nuclei. We assume that the signature-breaking states correspond to the angular momenta aligned with the axial symmetry axis. For simplicity, we consider only the axial shapes and currents, where the Bohr surface (Equation 34) is independent of the azimuthal

angle  $\phi$ , and reads as follows,

$$R(\theta) = R_0 \sum_{\lambda=0,1,2,3\dots}^{\lambda_{\max}} \sqrt{\frac{2\lambda+1}{4\pi}} \beta_{\lambda} P_{\lambda}(\cos \theta), \quad \bar{\rho}(\mathbf{r}) = \begin{cases} \rho_0 & \text{for } r \leq R(\theta) \\ 0 & \text{for } r > R(\theta) \end{cases}, \quad 35.$$

and where  $\beta_{\lambda} \equiv \beta_{\lambda 0}$ , and  $P_{\lambda}(\cos \theta)$  are the standard Legendre polynomials (14).

In the sharp-edge approximation (Equation 35), the Legendre polynomials, shown in **Figure 1(a)** generate standard nuclear shapes. For example, polynomial  $P_{\lambda=2}$  increases the nuclear size both in the direction along the  $z$ -axis ( $\theta = 0$ ) and opposite to it ( $\theta = 180^\circ$ ) and thus corresponds to the prolate shape.

For nuclear currents in axial symmetry, let us assume their simplest geometry, namely the flow in the form of rings perpendicular to the  $z$ -axis. Then, in cylindrical coordinates  $(z, \eta, \phi)$ , the currents have only azimuthal components  $j_{\phi}(z, \eta)$  and every ring generates the corresponding  $z$  component of the magnetisation  $m_z(z, \eta)$ . Inspired by the form of the magnetic operator in Equation 21, we then postulate (Supplemental Material (Reference (5), Section 9.3),

$$j_{\phi}(z, \eta) = \sum_{\lambda=1,2,3\dots}^{\lambda_{\max}} j_{\lambda}(r) P_{\lambda-1}(\cos \theta), \quad \text{with } r = \sqrt{\eta^2 + z^2}, \quad \cos \theta = \frac{z}{r}, \quad \text{and} \quad 36.$$

$$j_{\lambda}(r) = \frac{2\lambda-1}{2} \int_0^{\pi} \sin \theta d\theta j_{\phi}(z, \eta) P_{\lambda-1}(\cos \theta),$$

where in the first-order approximation, the term with  $P_{\lambda-1}$  generates the magnetisation of multipolarity  $\lambda$ . This is illustrated in **Figure 1**, where the dipole magnetisation is generated by  $P_0$ , that is, all rings of current flowing in the same direction, panel (a), the quadrupole parity-odd magnetisation, by currents at  $z > 0$  and  $z < 0$  flowing in opposite directions, panel (b), and the octupole magnetisation, with currents at small  $|z|$  flowing in opposite directions than those at large  $|z|$ , panel (c).

### 3.5. Experimental data

Collecting nuclear data and ensuring its integrity is a crucial task for advancing the field, as it helps structure our understanding of the nucleus and provides a solid foundation for theory and applications. Electromagnetic interactions are significant probes of the nucleus and are very well controlled by contemporary laboratory techniques, making them the interaction of choice for nuclear physics studies. Over the years, many measurements of static multipole moments, electromagnetic decays, and charge radii have been compiled in evaluated nuclear databases, providing a reliable and accessible source of information on the nucleus, of great interest to the scientific community (see References (19, 20, 21, 22) for compilations of electromagnetic moments).

Among the multipole moments that can be directly accessed experimentally today are the magnetic dipole, electric quadrupole, and magnetic octupole moments of ground and excited states. The magnetic dipole and electric quadrupole moments are determined using several model-independent techniques, such as laser spectroscopy, muonic-atom transitions, magnetic resonance, *etc.* (References (23, 24, 25, 4)). Characterising quadrupole  $Q$  and magnetic dipole  $\mu$  moments is essential for studying emergent properties in the nuclear chart. Its main technical difficulty lies in properly setting up an external field and coupling it to the nucleus. In the case of  $\mu$ , the interaction energy is proportional to the external magnetic

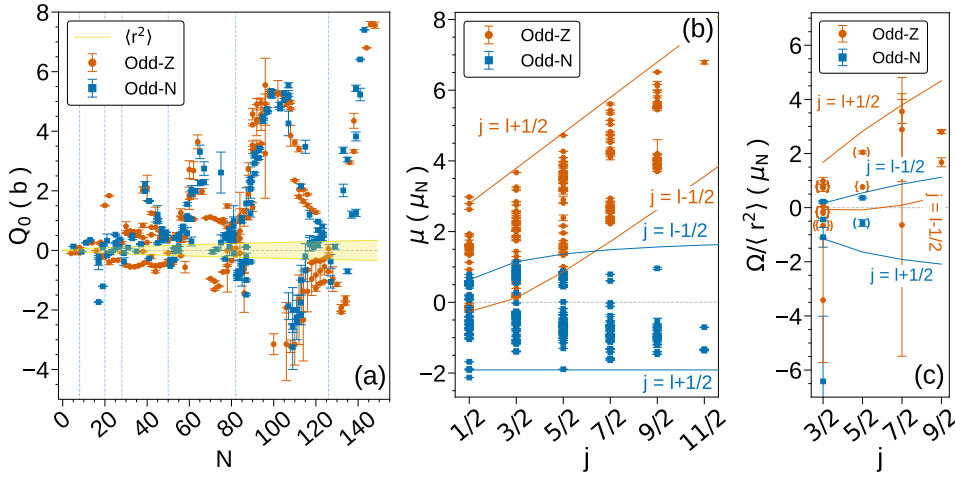


Figure 2:

(a) Effective intrinsic electric quadrupole moments (in barn) of ground states of odd- $A$  nuclei obtained through the large-axial-deformation approximation from experimental spectroscopic moments (Reference (22), values with measured signs only). The shaded band illustrates the maximum magnitude of single-particle estimates (Section 3.2.1) calculated for  $\langle r^2 \rangle \simeq \frac{3}{5} R_0^2 A^{2/3}$ , with  $R_0 = 1.2$  fm and the stability line parametrised as  $A(N) \approx N + Z(N) \approx [1.2N + 1.1N^{0.8}]$ . Vertical dashed lines indicate the neutron magic numbers. The value of  $Q_0(^{233}\text{Pa}) = -7.5 \pm 1$  b is outside plot's scale.

(b) Same as (a), but for the experimental spectroscopic magnetic dipole moments (in  $\mu_N$ ) (Reference (20), values with measured signs only), compared with Schmidt moments (Section 3.1.1) shown with lines.

(c) Same as (a), but for the experimental spectroscopic magnetic octupole moments listed in Table 1 of the Supplemental Material (Reference (5), Section 9.8) divided by  $\langle r^2 \rangle \simeq \frac{3}{5} R_0^2 A^{2/3}$  (in  $\mu_N$ ), and Schwartz moments (Section 3.3.1). Braces denote the measurements where the experimental uncertainties were not reported. Parentheses denote experimental values where unmeasured signs are replaced by the signs of Schwartz moments. The value of  $\Omega(^{173}\text{Yb})/\langle r^2 \rangle = 25 \pm 60 \mu_N$  is not shown because its experimental uncertainty exceeds the scale of the figure.

field  $\mathbf{B}$ . In contrast, for  $Q$  it is proportional to the gradient of the external electric field  $\nabla \mathbf{E}$ , making its direct measurement more challenging at the nuclear scale. These observables are also the primary source of evidence for collectivity and single-particle dynamics in the nucleus, thus making them crucial for testing theories. Determining the exact values of the multipole moments remains a challenge across various theoretical approaches due to the numerous interactions involved and their varying importance across the nuclear chart.

Early attempts to use simple models could reproduce limiting cases or some qualitative features, but remained far from accounting for the actual data. In **Figure 2(a)**, we display effective intrinsic quadrupole moments (Section 7) of odd- $A$  nuclei, which represent measured spectroscopic electric quadrupole moments and illustrate nuclear quadrupole shapes. It is clear that between the magic numbers, the single-particle estimates (Section 3.2.1) underestimate the experimental results by a significant factor. This systematic result con-

stitutes the most direct evidence that open-shell nuclei are deformed, that is, that not just one but all occupied single-particle states contribute constructively to the system’s total deformation.

For the magnetic dipole moments, **Figure 2(b)**, the situation is entirely different. Here, almost all experimental data lie between the single-particle estimates given by the Schmidt moments (Section 3.1.1). Nevertheless, nearly none of the data exactly matches those estimates. Therefore, fine details of how the odd particle and the rest of the particles share the total magnetic moment are of primary importance.

### Symmetry-breaking moments inferred from transition probabilities

The ground state of the ammonia molecule conserves parity, and therefore its electric dipole moment, which breaks parity, must be equal to zero. On the other hand, we “know” that the ammonia molecule has the parity-breaking shape of a pyramid and thus should have a non-zero electric dipole moment. This apparent contradiction is the essence of the spontaneous symmetry breaking phenomenon in finite systems (26, 27). In a nutshell, the spontaneous symmetry breaking manifests itself through increased transition probabilities between states belonging to *different* representations of the broken-symmetry group. For example,

- Large electric dipole moment of the pyramid-shaped ammonia molecule leads to a strong E1 transition between its lowest *opposite-parity* states (28).
- Large electric quadrupole moments of the deformed even-even nuclei lead to strong E2 transitions between their lowest excited  $J^\pi = 2^+$  and ground  $J^\pi = 0^+$  states (29).
- Large electric octupole moments of the pear-shaped even-even nuclei lead to strong E3 transitions between their lowest excited  $J^\pi = 3^-$  and ground  $J^\pi = 0^+$  states (30).

See also Section 7 below.

Higher-order multipole moments are considerably more challenging to measure due to their weaker coupling to electromagnetic probes, pushing current experimental techniques to their limits. Few magnetic octupole moments have been measured and evaluated, see the recent review in Reference (17). The importance of the higher-order moments lies in their hypothetical ability to constrain better interactions in the isoscalar time-odd mean-field channels, cf. References (31, 32). The observable of the magnetic octupole moment remains largely unexplored, requiring both experimental and theoretical efforts to advance, as proposed in Reference (33). In **Figure 2(c)**, we display the currently available data for magnetic octupole moments compared with the single-particle estimates given by the Schwartz moments (Section 3.3.1). See also preliminary DFT results presented in Section 8.4 and Supplemental Material (Reference (5), Section 9.8).

## 4. PARITY-BREAKING MOMENTS for FUNDAMENTAL INTERACTIONS

Recently, increasing attention has been given to exotic parity-breaking moments, as seen in References (34, 35), namely the electric dipole, anapole, electric octupole, and magnetic quadrupole moments, for their significance in explaining the fundamental symmetries of nature and in advancing ultra-precise laboratory techniques.

#### 4.1. Electric dipole moments, the Schiff moments

The subject matter has already been presented in the recent review article (Reference (36)). Here, we summarise the basic principles and present selected DFT results. Let us start with the connection between the electric dipole moment (EDM) of an atom and the fundamental symmetry. In 1950, Purcell and Ramsey pointed out that the non-zero expectation value of the electric dipole operator in a stationary state of an atom is only possible if parity and time-reversal symmetry are broken simultaneously (References (37, 38)).

An atom can acquire an EDM from the nucleus. In turn, a nucleus acquires an EDM from either nucleon EDM or parity- and time-reversal symmetry-violating interaction between nucleons and pions. The nuclear quantity that induces the atomic EDM is not the nuclear dipole moment itself due to the Schiff theorem (Reference (39)), which states that, in a homogeneous external field, the nuclear EDM causes the rearrangement of electrons, which, in turn, generates an opposite electric field. The so-called nuclear Schiff moment is the relevant nuclear quantity that induces the atomic EDM. The definitions and derivations of the Schiff operator  $\hat{S}_z^{\text{ch}} = \frac{e}{10} \sum_p (r_p^2 - \frac{5}{3} \langle r^2 \rangle_{\text{ch}}) z_p$  can be found in References (40, 38, 36). The sum runs only over protons and  $\langle r^2 \rangle_{\text{ch}}$  stands for the mean-square charge radius. In the recent publication, Reference (36), Engel added to the Schiff operator,  $\hat{S}_z^{\text{ch}}$ , the nucleon contribution, which is not discussed here.

The laboratory Schiff moment is determined using second-order perturbation theory,  $S^{\text{lab}} \approx \sum_{i \neq 0} \frac{\langle \Psi_0 | \hat{S}_z | \Psi_i \rangle \langle \Psi_i | \hat{V}_{\text{PT}} | \Psi_0 \rangle}{E_0 - E_i} + \text{c.c.}$ , where  $|\Psi_0\rangle$  is the ground state, the sum is over excited states, and the  $P, T$ -violating  $NN$  interaction,  $\hat{V}_{\text{PT}}$ , is given in References (41, 42, 43),

$$\begin{aligned} \hat{V}_{\text{PT}}(\mathbf{r}_1 - \mathbf{r}_2) = & -\frac{gm_\pi^2}{8\pi m_N} \left\{ (\hat{\sigma}_1 - \hat{\sigma}_2) \cdot (\mathbf{r}_1 - \mathbf{r}_2) \left[ \bar{g}_0 \hat{\tau}_1 \cdot \hat{\tau}_2 - \frac{\bar{g}_1}{2} (\hat{\tau}_{1z} + \hat{\tau}_{2z}) + \right. \right. \\ & \left. \left. + \bar{g}_2 (3\hat{\tau}_{1z}\hat{\tau}_{2z} - \hat{\tau}_1 \cdot \hat{\tau}_2) \right] - \frac{\bar{g}_1}{2} (\hat{\sigma}_1 + \hat{\sigma}_2) \cdot (\mathbf{r}_1 - \mathbf{r}_2) (\hat{\tau}_{1z} - \hat{\tau}_{2z}) \right\} \\ & \times \frac{e^{-m_\pi r}}{m_\pi r^2} \left[ 1 + \frac{1}{m_\pi r} \right] + \frac{1}{2m_N^3} \left[ \bar{c}_1 + \bar{c}_2 \hat{\tau}_1 \cdot \hat{\tau}_2 \right] (\hat{\sigma}_1 - \hat{\sigma}_2) \cdot \nabla \delta^3(\mathbf{r}_1 - \mathbf{r}_2). \quad 37. \end{aligned}$$

Here  $r = |\mathbf{r}_1 - \mathbf{r}_2|$  is the relative distance between two nucleons,  $m_\pi$  is pion mass,  $m_N$  is nucleon mass,  $g$  is the  $\pi NN$  coupling constant, and the convention  $\hbar = c = 1$  is used. The isoscalar, isovector, and isotensor  $T$ -violating pion-nucleon coupling constants are denoted by  $\bar{g}_0$ ,  $\bar{g}_1$ , and  $\bar{g}_2$ , respectively. The coupling constants  $\bar{c}_1$  and  $\bar{c}_2$  belong to the short-range interaction. The linearity of  $\hat{V}_{\text{PT}}$  allows us to express the laboratory Schiff moment,  $S^{\text{lab}}$ , as in Reference (36),  $S^{\text{lab}} = a_0 g \bar{g}_0 + a_1 g \bar{g}_1 + a_2 g \bar{g}_2 + b_1 \bar{c}_1 + b_2 \bar{c}_2$ , where coefficients  $a$  and  $b$  are the results of the calculation.

The matrix elements  $\langle \Psi_0 | \hat{S}_z^{\text{ch}} | \bar{\Psi}_0 \rangle$  and  $\langle \bar{\Psi}_0 | \hat{V}_{\text{PT}} | \Psi_0 \rangle$  can, in principle, be calculated for parity and angular-momentum symmetry-restored states, Section 7, but in deformed nuclei, precise results can be obtained by employing the large-deformation approximation (Equation 137). In terms of the coupling constants  $g$ ,  $\bar{g}_0$ ,  $\bar{g}_1$ ,  $\bar{g}_2$ ,  $\bar{c}_1$ , and  $\bar{c}_2$ , we have  $\langle \hat{V}_{\text{PT}} \rangle_{\text{intr}} = v_0 g \bar{g}_0 + v_1 g \bar{g}_1 + v_2 g \bar{g}_2 + w_1 \bar{c}_1 + w_2 \bar{c}_2$ , which leads to the laboratory Schiff moment given by the following constants,  $a_i = -\frac{2J}{J+1} \frac{v_i \langle \hat{S}_z^{\text{ch}} \rangle_{\text{intr}}}{\Delta E}$  and  $b_j = -\frac{2J}{J+1} \frac{w_j \langle \hat{S}_z^{\text{ch}} \rangle_{\text{intr}}}{\Delta E}$ , with  $i = 0, 1, 2$  and  $j = 1, 2$ .

Following earlier DFT calculations of the coefficients  $a_i$  and  $b_i$  performed for several actinides, Reference (45), they have recently been performed also for  $^{227}\text{Ac}$ , Reference (44). The  $^{227}\text{Ac}$  results obtained for seven Skyrme energy density functionals are summarised in **Figure 3**. Panel (a) demonstrates a strong correlation between in-

---

**Nuclei, atoms, and molecules:** Sensitive probes for new parity-breaking fundamental interactions that may induce otherwise impossible exotic non-zero parity-breaking moments

---

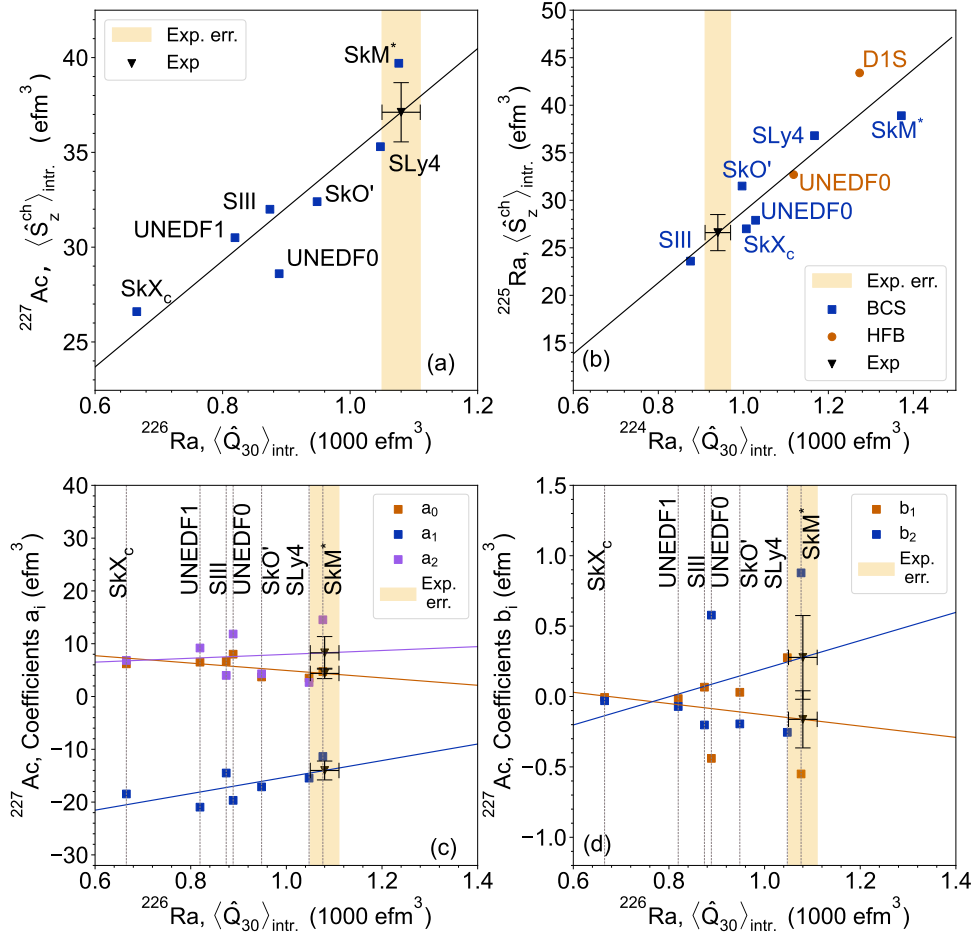


Figure 3: The DFT Schiff and octupole moments calculated in  $^{227}\text{Ac}$  and  $^{225}\text{Ra}$ , see text. Panel (a) is adapted from (44) and panel (b) is adapted from (45).

intrinsic Schiff moment,  $\langle \hat{S}_z^{\text{ch}} \rangle_{\text{intr.}}$ , of  $^{227}\text{Ac}$  and the intrinsic electric octupole moment,  $\langle \hat{Q}_{30} \rangle_{\text{intr.}} = e \sum_{i=1}^Z \langle r_i^3 Y_{30}(\theta_i, \phi_i) \rangle_{\text{intr.}}$ , of  $^{226}\text{Ra}$ . As illustrated in panel (b), in the previous work (Reference (45)), the intrinsic Schiff moment of  $^{225}\text{Ra}$  was also correlated with the intrinsic octupole moment of  $^{224}\text{Ra}$ . The shaded bands illustrate the measured intrinsic octupole moments, 940(30)  $\text{efm}^3$  in  $^{224}\text{Ra}$  and 1080(30)  $\text{efm}^3$  in  $^{226}\text{Ra}$ , References (46) and (47), respectively. The propagated intrinsic Schiff moments of  $^{227}\text{Ac}$  and  $^{225}\text{Ra}$  and their uncertainties at the experimental intrinsic octupole moments of  $^{226}\text{Ra}$  and  $^{224}\text{Ra}$ , respectively, are 37.1(1.6) and 26.6(1.9)  $\text{efm}^3$ . The  $^{227}\text{Ac}$  coefficients  $a_0$ ,  $a_1$ ,  $a_2$ ,  $b_1$ , and  $b_2$ , determined by regression analysis, are shown in panels (c) and (d) of **Figure 3**. The uncertainties of coefficients  $a_i$  are considerably smaller than those of  $b_j$ , implying that coefficients  $a_i$  are better correlated with the intrinsic octupole moment of  $^{226}\text{Ra}$ .

## 4.2. Anapole moments

Nuclear anapole moments correspond to the lowest order of the parity non-conservation (PNC), time-reversal-even multipole moments. Following Reference (48), the anapole operator  $\hat{a}_\eta$  with  $\eta = 0, \pm 1$  is defined as in Reference (49),

$$\hat{a}_\eta = -\frac{M^2}{9} \int d^3r r^2 \left[ \hat{j}_\eta(\mathbf{r}) + \sqrt{2\pi} \left[ Y_2(\theta, \phi) \otimes \hat{\mathbf{j}}(\mathbf{r}) \right]_\eta \right]. \quad 38.$$

Here the coupling between vector spherical harmonics  $\mathbf{Y}_{12\eta}(\theta, \phi)$  and current operator  $\hat{\mathbf{j}}(\mathbf{r})$  is defined as

$$\left[ Y_2(\theta, \phi) \otimes \hat{\mathbf{j}}(\mathbf{r}) \right]_{1\eta} = \sum_t C_{2(\eta-t)1t}^{1\eta} Y_{2(\eta-t)}(\theta, \phi) \hat{j}_t(\mathbf{r}). \quad 39.$$

Another definition of the anapole operator is more commonly used, Reference (50),  $\hat{a}_\eta = -\pi \int d^3r r^2 \hat{j}_\eta(\mathbf{r})$ .

Analogous to the laboratory Schiff moment  $S^{\text{lab}}$ , the laboratory anapole moment is  $a^{\text{lab}} \approx \sum_{i \neq 0} \frac{\langle \Psi_0 | \hat{a}_z | \Psi_i \rangle \langle \Psi_i | \hat{V}_{\text{PNC}} | \Psi_0 \rangle}{E_0 - E_i} + \text{c.c.}$ , where  $\hat{V}_{\text{PNC}}$  is used in the form of the Desplanques Donoghue, and Holstein (DDH) potential, Reference (51), and has the form as follows,

$$\begin{aligned} \hat{V}^{\text{DDH}}(\mathbf{r}) = & i \frac{h^1_\pi g_{\pi NN}}{\sqrt{2}} \left( \frac{\hat{\boldsymbol{\tau}}_1 \times \hat{\boldsymbol{\tau}}_2}{2} \right)_z (\hat{\boldsymbol{\sigma}}_1 + \hat{\boldsymbol{\sigma}}_2) \cdot \left[ \frac{\hat{\mathbf{p}}_1 - \hat{\mathbf{p}}_2}{2M}, \omega_\pi(r) \right] \\ & - g_\rho \left( h^0_\rho \hat{\boldsymbol{\tau}}_1 \cdot \hat{\boldsymbol{\tau}}_2 + h^1_\rho \left( \frac{\hat{\boldsymbol{\tau}}_1 + \hat{\boldsymbol{\tau}}_2}{2} \right)_z + h^2_\rho \frac{(3\hat{\tau}_{1z}\hat{\tau}_{2z} - \hat{\boldsymbol{\tau}}_1 \cdot \hat{\boldsymbol{\tau}}_2)}{2\sqrt{6}} \right) \\ & \times \left( (\hat{\boldsymbol{\sigma}}_1 - \hat{\boldsymbol{\sigma}}_2) \cdot \left\{ \frac{\hat{\mathbf{p}}_1 - \hat{\mathbf{p}}_2}{2M}, \omega_\rho(r) \right\} + i(1 + \chi_V)(\hat{\boldsymbol{\sigma}}_1 \times \hat{\boldsymbol{\sigma}}_2) \cdot \left[ \frac{\hat{\mathbf{p}}_1 - \hat{\mathbf{p}}_2}{2M}, \omega_\rho(r) \right] \right) \\ & - g_\omega \left( h^0_\omega + h^1_\omega \left( \frac{\hat{\boldsymbol{\tau}}_1 + \hat{\boldsymbol{\tau}}_2}{2} \right)_z \right) \\ & \times \left( (\hat{\boldsymbol{\sigma}}_1 - \hat{\boldsymbol{\sigma}}_2) \cdot \left\{ \frac{\hat{\mathbf{p}}_1 - \hat{\mathbf{p}}_2}{2M}, \omega_\omega(r) \right\} + i(1 + \chi_S)(\hat{\boldsymbol{\sigma}}_1 \times \hat{\boldsymbol{\sigma}}_2) \cdot \left[ \frac{\hat{\mathbf{p}}_1 - \hat{\mathbf{p}}_2}{2M}, \omega_\omega(r) \right] \right) \\ & + \left( \frac{\hat{\boldsymbol{\tau}}_1 - \hat{\boldsymbol{\tau}}_2}{2} \right)_z (\hat{\boldsymbol{\sigma}}_1 + \hat{\boldsymbol{\sigma}}_2) \cdot \left( g_\rho h^1_\rho \left\{ \frac{\hat{\mathbf{p}}_1 - \hat{\mathbf{p}}_2}{2M}, \omega_\rho(r) \right\} - g_\omega h^1_\omega \left\{ \frac{\hat{\mathbf{p}}_1 - \hat{\mathbf{p}}_2}{2M}, \omega_\omega(r) \right\} \right) \\ & - g_\rho h^{1'}_\rho i \left( \frac{\hat{\boldsymbol{\tau}}_1 \times \hat{\boldsymbol{\tau}}_2}{2} \right)_z (\hat{\boldsymbol{\sigma}}_1 + \hat{\boldsymbol{\sigma}}_2) \cdot \left[ \frac{\hat{\mathbf{p}}_1 - \hat{\mathbf{p}}_2}{2M}, \omega_\rho(r) \right]. \quad 40. \end{aligned}$$

Here  $\omega_i(r) = \exp(-m_i r)/4\pi r$  ( $i = \pi, \omega, \rho$ ) is the Yukawa potential and the momentum operator is  $\hat{\mathbf{p}}_j = -i\vec{\nabla}_j$  ( $j = 1, 2$ ). The DFT implementation of the DDH potential follows that of the  $\hat{V}_{\text{PT}}$  in Equation 37.

## 5. MESON EXCHANGE CURRENTS

For many years, discrepancies existed between the calculated and experimental magnetic dipole moments in heavy nuclei, which were tentatively attributed to the fact that the one-body magnetic dipole moment operator is not the most general, as it does not account for the interaction between nucleons mediated by pions. Only very recently, this conjecture was tested in the *ab initio* calculations of References (52, 53) and is also available in nuclear DFT, Reference (54).

---

**Meson exchange currents:** Will they consistently enhance the agreement of magnetic dipole moments with data?

---

A more general expression of the magnetic dipole operator is,  $\hat{\boldsymbol{\mu}} = \sum_k^A \hat{\boldsymbol{\mu}}_{1b,k} + \sum_{k<\ell}^A \hat{\boldsymbol{\mu}}_{2b,k\ell}$ , where the first term is the one-body (1b) term given by Equation (25) and the second takes into account meson-exchange corrections (MECs),

$$\hat{\boldsymbol{\mu}}_{2b}(\mathbf{r}_1, \mathbf{r}_2) = \frac{1}{2} \int d^3\mathbf{x} \mathbf{x} \times \hat{\mathbf{j}}_{2b}(\mathbf{x}, \mathbf{r}_1, \mathbf{r}_2). \quad 41.$$

The two-body current  $\hat{\mathbf{j}}_{2b}$  is determined from two diagrams: seagull and pion-in-flight (Reference (2)). They represent the next-to-leading order (NLO) contributions, as per the chiral effective field theory ( $\chi$ EFT), References (52, 53). It is worth mentioning that, although the explicit pion term is absent in the Skyrme forces, the study of MEC is still possible since the pions are virtual (Reference (55)).

The two-body operator (41) has two terms, called the intrinsic term,

$$\hat{\boldsymbol{\mu}}_{2b}^{\text{int}}(\mathbf{r}_1, \mathbf{r}_2) = -\frac{g_A^2 m_\pi}{32\pi F_\pi^2} (\hat{\boldsymbol{\tau}}_1 \times \hat{\boldsymbol{\tau}}_2)_z \left\{ \left( 1 + \frac{1}{u} \right) [(\hat{\boldsymbol{\sigma}}_1 \times \hat{\boldsymbol{\sigma}}_2) \cdot \hat{\mathbf{r}}] \hat{\mathbf{r}} - (\hat{\boldsymbol{\sigma}}_1 \times \hat{\boldsymbol{\sigma}}_2) \right\} e^{-u}, \quad 42.$$

and the Sachs term,

$$\hat{\boldsymbol{\mu}}_{2b}^{\text{Sachs}}(\mathbf{r}_1, \mathbf{r}_2) = -\frac{m_\pi^3 g_A^2}{96\pi F_\pi^2} (\hat{\boldsymbol{\tau}}_1 \times \hat{\boldsymbol{\tau}}_2)_z (\mathbf{R} \times \mathbf{r}) \left[ \hat{S}_{12} \left( 1 + \frac{3}{u} + \frac{3}{u^2} \right) + \hat{\boldsymbol{\sigma}}_1 \cdot \hat{\boldsymbol{\sigma}}_2 \right] \frac{e^{-u}}{u}. \quad 43.$$

Here the axial coupling constant  $g_A = 1.27$ , pion decay constant  $F_\pi = 92.3$  MeV,  $m_\pi = 0.7045$  fm $^{-1}$  is the average pion mass, and the scaled distance  $u = m_\pi r$  is used. The intrinsic term depends only on the relative coordinate  $\mathbf{r} \equiv \mathbf{r}_1 - \mathbf{r}_2 = r\hat{\mathbf{r}}$ , whereas the Sachs term also depends on the center-of-mass coordinate  $\mathbf{R} \equiv \frac{1}{2}(\mathbf{r}_1 + \mathbf{r}_2)$  between two nucleons. The tensor operator  $\hat{S}_{12}$  is defined as  $\hat{S}_{12} = 3(\hat{\mathbf{r}} \cdot \hat{\boldsymbol{\sigma}}_1)(\hat{\mathbf{r}} \cdot \hat{\boldsymbol{\sigma}}_2) - \hat{\boldsymbol{\sigma}}_1 \cdot \hat{\boldsymbol{\sigma}}_2$ .

Within nuclear DFT, the MEC contributions are calculated as the expectation values of two two-body operators (References 42 and 43), that is

$$\langle \hat{\boldsymbol{\mu}}_{2b}(\mathbf{r}_1, \mathbf{r}_2) \rangle = \frac{1}{2} \sum_{ij} \langle ij | \hat{\boldsymbol{\mu}}_{2b}(\mathbf{r}_1, \mathbf{r}_2) | ij \rangle - \frac{1}{2} \sum_{ij} \langle ij | \hat{\boldsymbol{\mu}}_{2b}(\mathbf{r}_1, \mathbf{r}_2) \hat{P}^M \hat{P}^\sigma \hat{P}^\tau | ij \rangle. \quad 44.$$

The second (exchange) term differs from the first (direct) term by the negative sign and presence of the spatial-exchange (Majorana)  $\hat{P}^M$ , the spin-exchange  $\hat{P}^\sigma$ , and the isospin-exchange  $\hat{P}^\tau$  operators. As it turns out, in the particle-hole (ph) channel, the direct isospin matrix elements of the operator  $(\hat{\boldsymbol{\tau}}_1 \times \hat{\boldsymbol{\tau}}_2)_z$  vanish. Furthermore, following Reference (56), in the particle-particle (pp) channel, matrix elements of  $(\hat{\boldsymbol{\tau}}_1 \times \hat{\boldsymbol{\tau}}_2)_z$  also vanish. Hence, the sole contribution to  $\langle \hat{\boldsymbol{\mu}}_{2b}(\mathbf{r}_1, \mathbf{r}_2) \rangle$  comes from the exchange term of Equation 44 in the ph channel. These facts greatly simplify the DFT calculations of the MEC contributions, which will be presented in a forthcoming publication (Reference (54)).

## 6. NUCLEAR-DFT SELF-CONSISTENT STATES

In this section, for completeness, we provide a brief overview of the DFT theory with pairing, which is extensively discussed in textbooks, see, for instance, References (8, 57). In particular, we focus on describing odd-particle-number states, which is essential for understanding magnetic moments.

### 6.1. Even paired fermion states

To account for pairing, we use the quasiparticle product states as given by the Hartree-Fock-Bogoliubov (HFB) formalism, References (8, 57). The Bogoliubov transformation defines the quasiparticle creation and annihilation operators,

$$\alpha_{\alpha}^{+} = \sum_{\nu} (A_{\nu\alpha} a_{\nu}^{+} + B_{\nu\alpha} a_{\nu}), \quad \alpha_{\alpha} = \sum_{\nu} (A_{\nu\alpha}^{*} a_{\nu} + B_{\nu\alpha}^{*} a_{\nu}^{+}), \quad 45.$$

respectively. The HFB vacuum is a zero-quasiparticle state,  $|\Phi\rangle = \mathcal{N} \prod_{\nu} \alpha_{\nu} |0\rangle$ ,  $\alpha_{\nu} |\Phi\rangle = 0$ , where the product runs over the so-called essential quasiparticles  $\alpha_{\nu}$ , that is, those that do not annihilate the particle vacuum,  $\alpha_{\nu} |0\rangle \neq 0$ , and  $\mathcal{N}$  is a normalisation constant. We note that: (i) if the number of essential quasiparticles is even (odd), the state  $|\Phi\rangle$  is a linear combination of states with even (odd) numbers of particles, and (ii) the phase of state  $|\Phi\rangle$  depends on the product of phases of all essential quasiparticles.

Another useful form of the HFB vacuum for even numbers of particles is given by the pair-condensate state, defined by the Thouless theorem, which reads as follows,

$$|\Phi\rangle_{\text{even}} = \mathcal{N}_{\text{even}} \exp \left( -\frac{1}{2} \sum_{\mu\nu} Z_{\mu\nu}^{*} a_{\mu}^{+} a_{\nu}^{+} \right) |0\rangle, \quad 46.$$

where  $Z_{\mu\nu}$  is the anti-symmetric Thouless matrix, which is linked to the Bogoliubov transformation via  $Z = BA^{-1}$ , and  $a^{+}$  are the particle creation operators. Equation 46 holds only for  $\langle 0|\Phi\rangle_{\text{even}} \neq 0$ , which is equivalent to  $A$  being non-singular. All information about the state  $|\Phi\rangle_{\text{even}}$  is contained in the generalised density matrix  $\mathcal{R}$

$$\mathcal{R} = \begin{pmatrix} \rho & \kappa \\ -\kappa^{*} & 1 - \rho^{*} \end{pmatrix} = \begin{pmatrix} B^{*} B^T & B^{*} A^T \\ A^{*} B^T & B^{*} B^T \end{pmatrix} = \begin{pmatrix} B^{*} \\ A^{*} \end{pmatrix} \begin{pmatrix} B^T & A^T \end{pmatrix}, \quad \mathcal{R}^2 = \mathcal{R}. \quad 47.$$

After using the pair-condensate state, Equation 46, as a trial wave function parameterised by  $Z_{\mu\nu}^{*}$ , one obtains the HFB equations  $\mathcal{H}\mathcal{A} = \mathcal{A}\mathcal{E}$ , or explicitly,

$$\begin{pmatrix} h' - \lambda & \Delta \\ -\Delta^{*} & -h'^{*} + \lambda \end{pmatrix} = \begin{pmatrix} A & B^{*} \\ B & A^{*} \end{pmatrix} \begin{pmatrix} E & 0 \\ 0 & -E \end{pmatrix}, \quad \text{for } \chi \equiv \begin{pmatrix} A \\ B \end{pmatrix}, \varphi \equiv \begin{pmatrix} B^{*} \\ A^{*} \end{pmatrix}, \quad 48.$$

where  $\mathcal{A}$  is the matrix Bogoliubov transformation,  $E$  is a diagonal matrix containing the quasiparticle energies,  $\mathcal{H}$  is the quasiparticle Hamiltonian,  $h'$  is the single-particle Routhian matrix,  $\lambda$  is the Fermi energy, and  $\Delta$  is the pairing (or particle-particle) mean-field. Since  $h'$  depends on the density matrix  $\rho$  and  $\Delta$  depends on the pairing tensor  $\kappa$ , defined in Equation 47, the HFB quasiparticle Hamiltonian  $\mathcal{H}$  has to be diagonalised iteratively until the self-consistent solution  $[\mathcal{H}, \mathcal{R}] = 0$  is found, that is, the columns of the Bogoliubov transformation  $\mathcal{A}$  (the quasiparticle wave functions) become eigenstates of  $\mathcal{H}$ . Equation 47 then shows that  $\mathcal{R}$  projects the space of the quasiparticle states onto the subspace of occupied quasiparticles, which have negative quasiparticle energies, and leaves the remaining quasiparticle states, which have positive quasiparticle energies, empty.

### 6.2. Odd paired fermion states and blocking

The blocking approximation is the standard tool for describing odd- $A$  and odd-odd nuclei. Within this approach, a quasiparticle  $\beta$  is created atop the even-even state of equation 46

---

**Blocking:** Defines characteristics of the shape and angular-momentum polarisation of the nucleus induced by the odd nucleon.

---

$$|\Phi_\beta\rangle_{\text{odd}} = \mathcal{N}_{\text{odd}} \alpha_\beta^+ \exp\left(-\frac{1}{2} \sum_{\mu\nu} Z_{\mu\nu}^* a_\mu^+ a_\nu^+\right) |0\rangle. \quad 49.$$

This corresponds to replacing in the generalised density matrix  $\mathcal{R}$  the negative-energy  $\beta$ -th column  $\varphi_\beta$ , Equation 48, which represents an occupied quasiparticle state, with the positive-energy column  $\chi_\beta$ , which represents an empty quasiparticle state. After such a replacement, one of the single-particle states becomes fully occupied and thus does not contribute to pairing correlations. The effects of blocking, therefore, include an increase in the total energy (decrease in the binding energy) of the system due to the corresponding pair-breaking contribution, as well as a change in deformation due to polarisation.

An essential aspect of the odd-particle-number quasiparticle states, defined in Equation 49, is that those corresponding to different blocked states  $\beta$  and  $\beta'$  can be, barring conserved symmetries, smoothly connected to one another by a suitable path in the space of parameters  $Z_{\mu\nu}^*$ . This non-trivial fact can be best explained in the language of group theory, whereby the even and odd states belong to two different spinor representations of the special orthogonal group in even dimensions (see, for instance, Reference (58)) and can thus be parameterised within two disconnected compact manifolds.

In practice, this mathematical fact translates into a specific variational property of odd states, where an unconstrained variation only yields the lowest odd state of a given symmetry. Such a variational method, therefore, does not allow access to the full spectrum of odd quasiparticle states. To achieve this, a constrained variation is necessary, in which the blocked state is fixed at each self-consistent iteration using a specific method. This involves making consistent decisions at each iteration about which eigenstate of  $\mathcal{H}$  to block.

To address this issue, the tagging mechanism, References (18, 59), allows us to make those decisions in the following way: In each iteration of the self-consistent loop, one looks for the largest overlap between a fixed single-particle wave function,  $\phi_{\text{tag}}$ , and all quasiparticles  $\varphi_\beta$ . This is done by determining the overlaps with the upper  $B_\beta^*$  and the time-reversed lower  $\hat{T}A_\beta^*\hat{T}$  quasiparticle component,  $\mathcal{O}_\beta = \max\left((\phi_{\text{tag}}|B_\beta^*), (\phi_{\text{tag}}|\hat{T}A_\beta^*\hat{T})\right)$  keeping the greater of the two. The quasiparticle with the greatest overlap  $\mathcal{O}_\beta$  is then chosen to be blocked during that iteration. This procedure is insensitive to whether the quasiparticles are of the particle or hole type, as it follows the desired quasiparticle despite eventual crossing of the Fermi energy.

Traditionally, the odd-particle-number states are described in the language of the so-called particle-core coupling approach (Reference (60)), in which the states of its even-particle-number subsystem (the core) are coupled with the states of the odd single-particle. In this approach, the core polarisation is understood as taking into account not only the ground state but also a suitable linear combination of the excited core states.

In nuclear DFT, the approach differs because of the self-consistent angular-momentum and shape polarisation exerted by the blocked quasiparticle  $\alpha_\beta^+$  on the even-particle-number subsystem in Equation 49, which means the latter is always distinct from the genuine even system in Equation 46. Such polarisation is not described solely by the spectrum of eigenstates of the even system. Instead, it is non-perturbatively embedded into a single, modified state, which is different for every blocked quasiparticle  $\alpha_\beta^+$ . This warrants coining a new name, *cœr*, to the even state in Equation 49 (Reference (61)) instead of the standard core. The analysis of the particle-*cœr* coupling is particularly fruitful for one-body operators, such as nuclear moments, whose averages can be exactly represented as the sums of prod-

ucts of contributions coming from the coer and the odd particle, see the first application in Reference (62).

## 7. SYMMETRY RESTORATION

Depending on the physical situation one wishes to describe, the DFT solutions can be pre-configured to break or conserve various symmetries. In addition, for some observables, specific symmetries must be restored before comparing the DFT results with data, while for others, such a restoration yields nearly identical results and is not worth the effort. The decision to break and restore symmetries is, therefore, a matter of defining the research strategy and can impact both the meaningfulness of the obtained results and the time required to get them.

As discussed in Section 8, the results presented there were obtained by conserving the parity and axial symmetry and breaking the signature, rotational, and particle-number symmetries. It then turned out that the particle-number symmetry restoration did not impact the results obtained for nuclear moments, whereas the restoration of rotational symmetry was essential. Therefore, we discuss the latter in more detail.

General features of the rotational-symmetry restoration are amply discussed in the literature, see, for instance, References (8, 18, 27, 57, 63). Below, we focus on the specific case of restoring rotational symmetry for axial states. We start by presenting the general case of the projected wave function  $|\Phi_{IM}\rangle$ , which, with well-defined angular momentum quantum numbers  $I$  and  $M$ , is given by,

$$|\Phi_{IM}\rangle = \sum_{K=-I}^I g_{IK} |\Phi_{IMK}\rangle \quad \text{for} \quad |\Phi_{IMK}\rangle = \hat{P}_{MK}^I |\Phi\rangle, \quad \text{and} \quad 50.$$

$$\hat{P}_{MK}^I = \frac{2I+1}{8\pi^2} \int_0^{2\pi} d\alpha \int_0^\pi \sin\beta d\beta \int_0^{2\pi} d\gamma D_{MK}^{I*}(\alpha, \beta, \gamma) \hat{R}(\alpha, \beta, \gamma), \quad 51.$$

where  $\hat{P}_{K'M'}^{I'} \hat{P}_{MK}^I = \delta_{II'} \delta_{MM'} \hat{P}_{K'K}$ ,  $|\Phi\rangle$  is a normalised,  $\langle\Phi|\Phi\rangle=1$ , rotational-symmetry-breaking wave function,  $D_{MK}^I(\alpha, \beta, \gamma)$  and  $\hat{R}(\alpha, \beta, \gamma)$  are the Wigner function (Reference (14)) and rotation operator  $\hat{R}(\Omega)$ , respectively,

$$D_{MK}^I(\alpha, \beta, \gamma) = e^{-i\alpha M} d_{MK}^I(\beta) e^{-i\gamma K}, \quad \hat{R}(\alpha, \beta, \gamma) = e^{-i\alpha \hat{I}_z} e^{-i\beta \hat{I}_y} e^{-i\gamma \hat{I}_z}, \quad 52.$$

$\alpha, \beta, \gamma$  are the three Euler angles, and  $\hat{\mathbf{I}}$  is the angular momentum operator.

For any spherical-tensor operator  $\hat{O}_{\lambda\mu}$ , which can represent in particular the quadrupole or magnetic multipole operators of Equations 19–21, the projection operators and their matrix elements have two fundamental properties (Supplemental Material (Reference (5), Section 9.9),

$$\hat{P}_{K'M'}^{I'} \hat{O}_{\lambda\mu} \hat{P}_{MK}^I = C_{IM\lambda\mu}^{I'M'} \sum_{m\nu} C_{Im\lambda\nu}^{I'K'} \hat{O}_{\lambda\nu} \hat{P}_{mK}^I, \quad 53.$$

and the Wigner-Eckart theorem,

$$\langle\Phi_{I'M'}|\hat{O}_{\lambda\mu}|\Phi_{IM}\rangle = \frac{1}{\sqrt{2I'+1}} C_{IM\lambda\mu}^{I'M'} \langle\Phi_{I'}|\hat{O}_\lambda|\Phi_I\rangle, \quad 54.$$

where the so-called reduced matrix element is defined as,

$$\langle\Phi_{I'}|\hat{O}_\lambda|\Phi_I\rangle = \sqrt{2I'+1} \sum_{\mu M} C_{IM\lambda\mu}^{I'M'} \langle\Phi_{I'M'}|\hat{O}_{\lambda\mu}|\Phi_{IM}\rangle. \quad 55.$$

### Symmetry breaking and restoration:

Essential elements to describe physics of heavy nuclei.

In the case of conserved axial symmetry and broken signature, which is of interest here, the normalised,  $\langle \Phi_\Omega | \Phi_\Omega \rangle = 1$ , rotational-symmetry-breaking aligned wave function,  $|\Phi_\Omega\rangle$ , of an odd- $A$  nucleus is the eigenstate of the projection of the angular momentum on the axial-symmetry  $z$ -axis with a half-integer eigenvalue  $\Omega$ , that is,  $\hat{I}_z |\Phi_\Omega\rangle = \Omega |\Phi_\Omega\rangle$ . Then, integration over the angle  $\gamma$  in Equation 51 gives the factor of  $2\pi\delta_{K\Omega}$ , which reduces the sum in Equation 50 to one term, and gives  $|\Phi_{IM}\rangle = |\tilde{\Phi}_{IM\Omega}\rangle = \mathcal{N}_{I\Omega} |\Phi_{IM\Omega}\rangle$  for  $|\Phi_{IM\Omega}\rangle \equiv \hat{P}_{M\Omega}^I |\Phi_\Omega\rangle$ . In this way,  $g_{I\Omega} \equiv \mathcal{N}_{I\Omega}$  becomes a normalisation factor of  $|\Phi_{IM\Omega}\rangle$  and the normalised projected wave function  $|\Phi_{IM}\rangle = |\tilde{\Phi}_{IM\Omega}\rangle$  inherits the quantum number  $\Omega$  of the broken-symmetry state  $|\Phi_\Omega\rangle$ .

By the same argument, the matrix element of Equation 53 between two different aligned states  $\langle \Phi_{\Omega_1} |$  and  $|\Phi_{\Omega_2}\rangle$  is given by,

$$\begin{aligned} \langle \Phi_{\Omega_1} | \hat{P}_{K'M'}^{I'} \hat{O}_{\lambda\mu} \hat{P}_{MK}^I | \Phi_{\Omega_2} \rangle &= \langle \Phi_{I'M'\Omega_1} | \hat{O}_{\lambda\mu} | \Phi_{IM\Omega_2} \rangle \\ &= C_{IM\lambda\mu}^{I'M'} \sum_{m\nu} C_{Im\lambda\nu}^{I'\Omega_1} \langle \Phi_{\Omega_1} | \hat{O}_{\lambda\nu} \hat{P}_{m\Omega_2}^I | \Phi_{\Omega_2} \rangle. \end{aligned} \quad 56.$$

By using the fact that  $\langle \Phi_{\Omega_1} | \hat{O}_{\lambda\nu} \hat{I}_z = \langle \Phi_{\Omega_1} | \hat{O}_{\lambda\nu} (\Omega_1 + \nu)$ , the integration over angle  $\alpha$  in Equation 51 reduces again to  $2\pi\delta_{\Omega_1+\nu, M}$  and thus only that over  $\beta$  remains. Then, by comparing Equations 54 and 56, we derive the final result,

$$\langle \tilde{\Phi}_{I'\Omega_1} | \hat{O}_\lambda | \tilde{\Phi}_{I\Omega_2} \rangle = \frac{1}{2} F_1 F_2 \sum_{\nu} C_{I\Omega_1-\nu, \lambda\nu}^{I'\Omega_1} \int_0^\pi \sin \beta \, d\beta \, d_{\Omega_1-\nu, \Omega_2}^I(\beta) \langle \Phi_{\Omega_1} | \hat{O}_{\lambda\nu} e^{-i\beta \hat{I}_y} | \Phi_{\Omega_2} \rangle, \quad 57.$$

where  $F_i = \mathcal{N}_{I_i\Omega_i} \sqrt{2I_i + 1}$ . In particular, from Equation 54, the spectroscopic moments of Equations 26, 29, and 31 are given by the diagonal terms,  $I_1 M_1 \Omega_1 \equiv I_2 M_2 \Omega_2 \equiv I I \Omega$ ,

$$\langle \tilde{\Phi}_{II\Omega} | \hat{O}_{\lambda 0} | \tilde{\Phi}_{II\Omega} \rangle = \frac{1}{2} \mathcal{N}_{II\Omega}^2 C_{II, \lambda 0}^{II} \sum_{\nu} C_{I\Omega-\nu, \lambda\nu}^{I\Omega} \int_0^\pi d\beta \sin \beta \, d_{\Omega-\nu, \Omega}^I(\beta) \langle \Phi_\Omega | \hat{O}_{\lambda\nu} e^{-i\beta \hat{I}_y} | \Phi_\Omega \rangle. \quad 58.$$

As the last result of this section, we define the so-called large-axial-deformation approximation of spectroscopic moments, which assumes that rapidly-varying with  $\beta$  matrix elements  $\langle \Phi_\Omega | \hat{O}_{\lambda\nu} e^{-i\beta \hat{I}_y} | \Phi_\Omega \rangle$  and  $\langle \Phi_\Omega | e^{-i\beta \hat{I}_y} | \Phi_\Omega \rangle$  are such that their ratio, called the reduced kernel, is a slowly-varying function of  $\beta$ , which can be expanded in the Taylor series as follows,

$$\frac{\langle \Phi_\Omega | \hat{O}_{\lambda\nu} e^{-i\beta \hat{I}_y} | \Phi_\Omega \rangle}{\langle \Phi_\Omega | e^{-i\beta \hat{I}_y} | \Phi_\Omega \rangle} = \sum_{n=0} n_{\lambda\nu}^{(n)} \beta^n = \langle \Phi_\Omega | \hat{O}_{\lambda\nu} | \Phi_\Omega \rangle + \sum_{n=1} n_{\lambda\nu}^{(n)} \beta^n. \quad 59.$$

In particular, keeping only the lowest-order  $n = 0$  term, we obtain the standard result, see the Supplemental Material (Reference (5), Section 9.10),

$$\langle \tilde{\Phi}_{II\Omega} | \hat{O}_{\lambda 0} | \tilde{\Phi}_{II\Omega} \rangle \simeq C_{II, \lambda 0}^{II} C_{I\Omega, \lambda 0}^{I\Omega} \langle \Phi_\Omega | \hat{O}_{\lambda 0} | \Phi_\Omega \rangle. \quad 60.$$

## 8. DFT RESULTS

### 8.1. Generic features

Following several exploratory DFT studies of nuclear electromagnetic moments, see References (64, 65, 66, 67, 68, 69, 70, 71, 72, 73, 74), reviewed in Reference (75), a novel approach was introduced by Sassarini *et al.* in Reference (76). This latter approach was employed

in various experimental studies, References (32, 62, 77, 78, 79, 80), and applied across long chains of isotopes of several heavy elements, References (81, 59, 75). The novelty of this approach did not lie in reinventing the wheel; all necessary components were previously known and used in dedicated research. However, combining them was essential for gaining a comprehensive understanding of the physics problem. We now present its main features.

We begin by discussing a key simplification of the method, specifically limiting it to axial shapes. Several previous results were obtained by analysing the collectivity within triaxial shapes, References (64, 67, 68, 71, 72, 73). This has been the most advanced approach to date; however, when combined with full angular-momentum and particle-number symmetry restoration, Section 7, it demands a computational effort of over four orders of magnitude greater than the axial approach used in References (81, 59, 75). Consequently, triaxial results could only be obtained for a few nuclides, while the axial method enabled systematic studies of thousands of nuclides and excited states. Strategically, the latter enabled the creation of a reference set of results against which triaxial calculations can later be performed to assess the impact of this additional symmetry-breaking on the description of the experimental data. Furthermore, tests of the particle-number symmetry restoration indicated that it does not alter the results by more than about 1%, and therefore can be safely omitted (Reference (59)). We also note that the availability of results across a wide range of neutron and proton numbers is essential for drawing meaningful conclusions about the general properties of a theoretical description, rather than spotlighting calculations in isolated nuclides.

A comprehensive account of the angular-momentum polarisation of the core is essential in determining the nuclear magnetic moments. This involves two aspects: (i) the need to consider the time-odd mean fields and (ii) the importance of the angular momentum's direction relative to the shape of the charge distribution. Without the time-odd mean fields, the time-reversed states of the odd nucleon are perfectly Kramers-degenerate, and any linear combination of them can be blocked with the same total energy, see Section 6.2. This introduces the concept of alispin (82), which becomes a symmetry related to those arbitrary linear combinations. Additionally, the absence of angular-momentum polarisation of the core creates a signature symmetry of the core. Consequently, it eliminates odd-spin states from its set of angular-momentum-projected states (References (61, 62)). An essential aspect of particle-core coupling disappears along with it.

The second aspect of the polarisation of angular momentum concerns its direction within the nucleus. In Reference (83), it has already been recognised that for the time-odd mean fields acting in a triaxial (axial) nucleus, three (two) independent self-consistent solutions are possible, with angular momenta aligned along one of the density's principal axes. The impact of those different orientations on the magnetic moments is not yet known. Two choices have been independently explored in various works, related to the conserved, References (64, 71, 73, 67, 68, 70, 72), or broken, References (65, 76, 81, 59, 75, 74), signature symmetry. In an axial nucleus, the former corresponds to orientation perpendicular to the axis of axial symmetry, while the latter relates to angular momentum aligned with that axis. Although detailed studies of orientation dependence are needed, there are two strong reasons in favour of the latter. First, for the broken signature, the magnitude of the angular-momentum polarisation is much larger than for the conserved signature, meaning the polarisation strength of the time-odd mean fields can act fully. Second, the perpendicular orientation of the angular momentum breaks the axial symmetry; thus, its study immediately involves complex triaxial calculations, as discussed above.

---

**Magnetic moments in DFT:** Require time-odd mean fields and angular-momentum polarisation and restoration.

---

The final essential aspect of the methodology used in Reference (76) concerns the exact conservation of angular momentum. Although it was not necessary in studies conducted within the laboratory reference frame, References (66, 69), and its restoration was applied in several earlier DFT studies, References (64, 67, 68, 71, 73); it was only in Reference (81) that its vital significance was explicitly demonstrated. As it turns out, the large-axial-deformation approximation, discussed in Section 7, works well for the electric quadrupole moments, achieving accuracy within 1-5% in well-deformed nuclei. Still, it can unpredictably worsen to 30% when quadrupole moments are small. This indicates that calculations made solely in the intrinsic frame have limited applicability. As shown in References (81, 75), the situation is even more severe for magnetic dipole moments, where values determined in the intrinsic frame fail to account for the coupling to the core's quadrupole deformation and cannot be corrected by using the large-axial-deformation approximation.

## 8.2. Nuclei near doubly magic systems

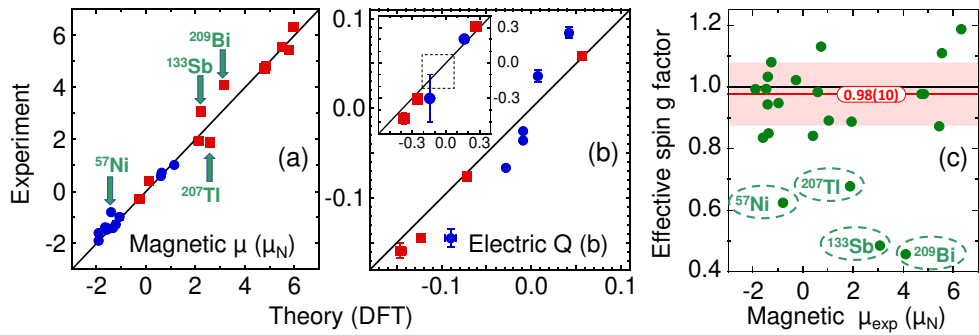


Figure 4: Calculated magnetic dipole moments  $\mu$  (a) compared with 23 experimentally measured values (the arrows mark the outlier cases discussed in the text). Full circles (squares) show results obtained for N-odd (Z-odd) nuclei. Panel (b) shows the electric quadrupole moments  $Q$  compared with 15 experimentally measured values (the inset shows values that are outside the area of the main plot, as visualised by the dashed-line square drawn inside). Panel (c) shows the effective spin  $g$  factors described in the text, with ovals marking the outliers shown in panel (a). Figure adapted from Reference (76).

Reference (76) tested the novel approach by determining nuclear magnetic dipole and electric quadrupole moments in the 32 unpaired one-particle and one-hole neighbours of eight doubly magic nuclei. The results of this analysis are summarised in **Figure 4**. For the three studied Skyrme functionals, the isovector spin-spin interaction, defined by the Landau parameter  $g'_0$ , see References (84, 85), was adjusted to 23 known experimental values of magnetic dipole moments. As shown in panels 4(a) and (c), for four studied nuclides, these moments significantly deviate from the data and can be qualified as outliers of the approach. With those excluded, the obtained average and RMS deviations from the data are  $0.032 \mu_N$  and  $0.178 \mu_N$ , respectively. The corresponding deviations from 15 known experimental values of electric quadrupole moments, which are independent of  $g'_0$ , are 0.022 b and 0.057 b.

A significant result reported in Reference (76) concerns the so-called effective  $g$  factors (see Section 3.1), which are adjustable constants that multiply the free spin and orbital

$g$  factors to align calculated magnetic dipole moments with experimental data. In the past, numerous diverse physical effects have been invoked to justify the use of such numerical constants. These have included a limited size of the single-particle phase space, inadequate shape and/or angular-momentum polarisations, restrictions on conserved or broken symmetries or absence of angular-momentum restoration, missing terms or deficiencies in interactions or functionals, triaxial and/or octupole deformability, and contributions from two-body meson-exchange currents (Section 5). Specifically, approaches that utilise a limited-size valence single-particle space, such as the shell model, always resort to effective  $g$  factors.

**Figure 4(c)** displays the values of the hypothetical effective spin  $g$  factors,  $g_{\text{eff}}^{(n)} = g_{\text{eff}}^{(p)}$ , that would have been necessary to adjust the calculated DFT magnetic dipole moments  $\mu$  to match the 23 experimentally measured values individually. As shown, apart from the four outliers, the remaining 19 values cluster within a narrow range of  $g_{\text{eff}} = 0.98(10)$ . This clearly indicates that using an ample single-particle space, as in DFT, eliminates the need for effective  $g$  factors. Similarly, **Figure 4(b)** demonstrates that, for the same reason, the effective charges are then unnecessary.

### 8.3. Open-shell nuclei

Long chains of isotopes along the proton nearly magic nuclei were analysed in References (62, 77) (indium), (78, 59) (tin), (79) (silver), and antimony (59). These studies did not reveal any specific pattern to motivate more extensive studies beyond the methodology used so far. In particular, the need to use unpaired rather than paired states to describe the magnetic moments of heavy indium isotopes (Reference (62)) and a poor description of proton spin-antialigned states in antimony (Reference (59)) remain subjects for further study.

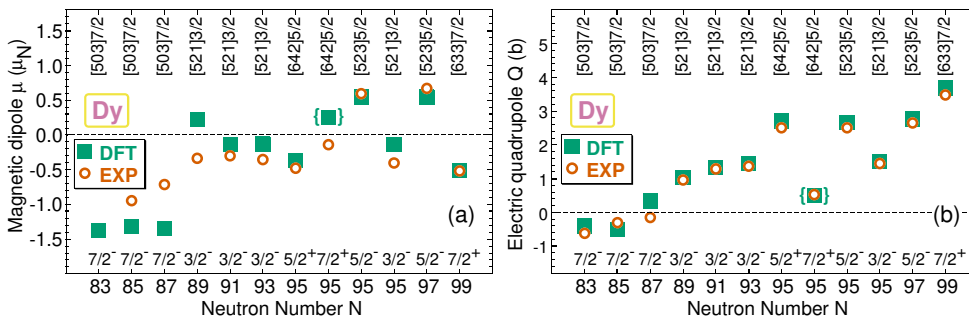


Figure 5: Experimental and theoretical magnetic dipole (a) and electric quadrupole (b) moments in dysprosium isotopes ( $Z = 66$ ). Brackets denote the values obtained for the higher-spin members of the rotational bands. Parentheses denote the signs of the calculated magnetic dipole moments assigned to the experimental values with unmeasured signs. Figure adapted from Reference (75).

In the most recent study (Reference (75)), the spectroscopic magnetic dipole and electric quadrupole moments were calculated in various quasiparticle configurations of odd- $N$ , even- $Z$ ,  $83 \leq N \leq 125$  nuclei ranging from gadolinium to osmium. The tagging mechanism (Section 6.2) facilitated an efficient calculation of 22 prolate and 22 oblate states for each of the 154 nuclei and their tracking across the entire major neutron shell. This extensive

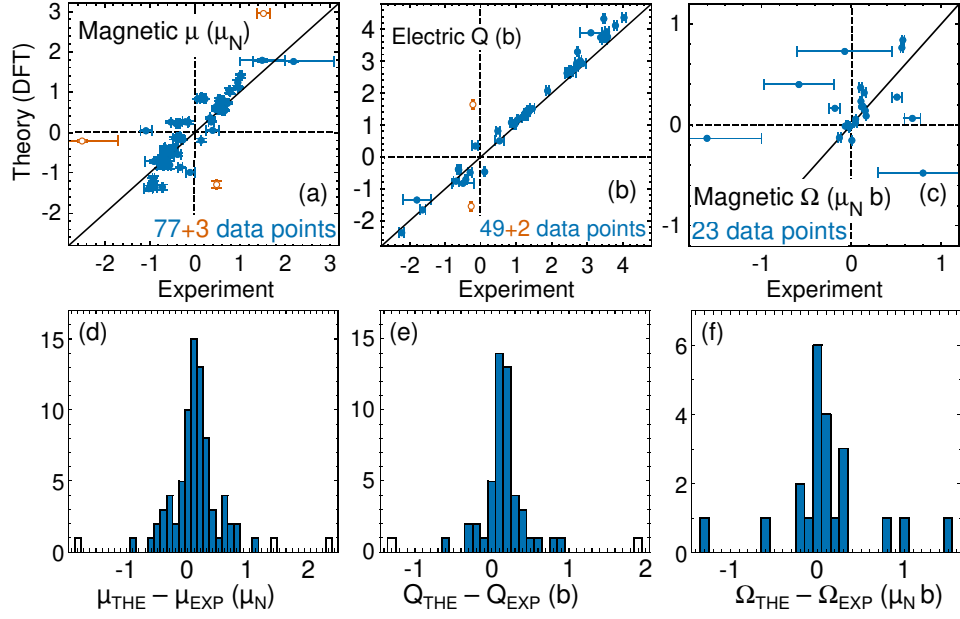


Figure 6: Summary comparison of the experimental and theoretical DFT magnetic dipole moments  $\mu$ , (a) and (d), electric quadrupole moments  $Q$ , (b) and (e), in odd- $N$ , even- $Z$  isotopes between gadolinium and osmium (panels adapted from Reference (75)). Panels (c) and (f) show the analogous comparison of the magnetic octupole moments  $\Omega$  across the mass chart. Open symbols and bars denote the outliers, see text.

set of theoretical results was compared with experimental data available for 82 states in the region. A detailed analysis of the pattern of agreement and disagreement between theory and experiment in individual nuclei was conducted.

In **Figure 5**, we display the comparison with experimental data of the results obtained for the isotopes of dysprosium. Here, an excellent description of the electric quadrupole moments is complemented by a reasonable description of the magnetic dipole moments, with discrepancies more evident for specific Nilsson configurations. As summarised in **Figure 6**, for all studied elements, the agreement of the magnetic dipole moments with data is characterised by an average and RMS deviations of  $0.11 \mu_N$  and  $0.35 \mu_N$ , respectively. For the electric quadrupole moments, a good agreement of  $0.16 \text{ b}$  and  $0.29 \text{ b}$  was observed. The overall correspondence between the magnetic dipole moments and data is therefore better in near doubly magic nuclei than in open-shell systems. Since the values of the electric quadrupole moments in open-shell systems are an order of magnitude larger than in near doubly magic nuclei, an analogous overall comparison of the relative values is thus reasonable.

#### 8.4. Magnetic octupole moments

The DFT studies of the magnetic octupole moments constitute a virgin area of research with only preliminary results available in Reference (33). In **Figures 6(c)** and (f), we present the comparison between calculations and a few available experimental data, see also

Supplemental Material (Reference (5), Section 9.8). The calculated results were obtained using the exact same methodology as that employed for the other moments discussed in this section, without any specific parameter adjustments. In view of the significant experimental uncertainties or lack thereof, it is probably premature to draw solid conclusions from this comparison, and further experimental and theoretical studies should be conducted.

### SUMMARY POINTS

1. Electromagnetic moments carry information about the charge and current distributions inside the nucleus, making them crucial observables for testing nuclear structure theories.
2. The advanced nuclear DFT approach provides a unique opportunity to describe experimental electromagnetic properties of atomic wave functions through collective degrees of freedom and core polarisation effects that go well beyond single-particle estimates.
3. Symmetry breaking and symmetry restoration of nuclear states with angular-momentum projections aligned with the axial symmetry axis are crucial elements in describing nuclear magnetic moments.
4. The parity-breaking moments that are relevant for our understanding of fundamental symmetries of nature can be computed within the DFT framework, along with relevant symmetry-breaking two-body interactions.

### FUTURE ISSUES

1. Using the existing methodology as a baseline, identify missing terms or deficiencies in the interactions or functionals, study triaxial and/or octupole deformability and collectivity, investigate contributions from two-body meson-exchange currents, and implement configuration interaction,  $K$ -mixing, and/or cranking effects.
2. To prepare for upcoming experimental efforts, perform systematic calculations of parity-breaking moments that aid in their interpretation and understanding of fundamental interactions in nature.

### DISCLOSURE STATEMENT

The authors are not aware of any affiliations, memberships, funding, or financial holdings that might be perceived as affecting the objectivity of this review.

### ACKNOWLEDGMENTS

We thank Wick Haxton for sharing his expertise on nuclear fundamental interactions. This work was partially supported by the STFC Grant Nos. ST/P003885/1 and ST/V001035/1, and by a Leverhulme Trust Research Project Grant. COLFUTURO financially supported ARG. We thank the CSC-IT Center for Science Ltd., Finland, and the IFT Computer Center at the University of Warsaw, Poland, for the allocation of computational resources. This project was partly undertaken on the Viking Cluster, which is a high performance

compute facility provided by the University of York. We are grateful for computational support from the University of York High Performance Computing service, Viking and the Research Computing team. We thank Grammarly<sup>®</sup> for its support with English writing.

## LITERATURE CITED

1. Kopfermann H, Schneider EE. Academic Press (1958)
2. Castel B, Towner IS. vol. 12 of *Oxford Studies in Nuclear Physics*. Clarendon Press (1990)
3. Nilsson S. *Mat. Fys. Medd. Dan. Vid. Selsk.* 29:No. 16, 1–69 (1955)
4. Georgiev G, Balabanski DL, Stuchbery AE, Ueno H. *Eur. Phys. J. A* (2025), to be published
5. See Supplemental Material at [URL will be inserted by publisher], which includes References (86, 87, 88, 89, 90, 91, 92, 93, 94, 95, 96, 97, 98, 99, 100)
6. Gordon W. *Zeitschrift für Physik* 50(9):630–632 (1928)
7. Furnstahl RJ, Price CE. *Phys. Rev. C* 40(3):1398–1413 (1989)
8. Ring P, Schuck P. Springer-Verlag, Berlin (1980)
9. Jackson JD. John Wiley & Sons, New York, Chichester, Brisbane, Toronto (1975)
10. Messiah A. Dover Publications (1999)
11. Bronzan JB. *American Journal of Physics* 39(11):1357–1359 (1971)
12. Gray CG. *American Journal of Physics* 46(5):582–583 (1978)
13. Dobaczewski J, Dudek J, Rohoziński SG, Werner TR. *Phys. Rev. C* 62(1):014310 (2000)
14. Varshalovich D, Moskalev A, Khersonskii V. World Scientific, Singapore (1988)
15. Weisskopf VF. *Phys. Rev.* 83(5):1073–1073 (1951)
16. Schwartz C. *Physical Review* 106(6):1371–1371 (1957)
17. Bofos S, Mertzimekis T. *Atomic Data and Nuclear Data Tables* 159:101672 (2024)
18. Dobaczewski J, Satuła W, Carlsson B, Engel J, Olbratowski P, et al. *Comput. Phys. Commun.* 180(11):2361 – 2391 (2009)
19. Nuclear data sheets. Journal (1966–present), published by the National Nuclear Data Center.
20. Stone NJ. Table of recommended nuclear magnetic dipole moments: Part I - Long-lived states (2019), INDC International Nuclear Data Committee, report INDC(NDS)-0658
21. Stone NJ. Table of recommended nuclear magnetic dipole moments: Part II, Short-lived states (2020), INDC International Nuclear Data Committee, report INDC(NDS)-0816
22. Stone NJ. Table of nuclear electric quadrupole moments (2021), INDC International Nuclear Data Committee, report INDC(NDS)-0833
23. Neyens G. *Reports on Progress in Physics* 66(4):633 (2003)
24. Blaum K, Dilling J, Nörtershäuser W. *Physica Scripta* 2013(T152):014017 (2013)
25. Yang X, Wang S, Wilkins S, Ruiz RG. *Progress in Particle and Nuclear Physics* 129:104005 (2023)
26. Anderson PW. *Science* 177:393 (1972)
27. Sheikh JA, Dobaczewski J, Ring P, Robledo LM, Yannouleas C. *Journal of Physics G: Nuclear and Particle Physics* 48(12):123001 (2021)
28. Feynman R, Leighton RB, Sands M. Addison–Wesley (2005), chapter 9
29. Raman S, Nestor C, Tikkanen P. *Atomic Data and Nuclear Data Tables* 78(1):1–128 (2001)
30. Butler PA, Nazarewicz W. *Rev. Mod. Phys.* 68(2):349–421 (1996)
31. Sen’kov R, Dmitriev V. *Nuclear Physics A* 706(3):351–364 (2002)
32. de Groote R, Moreno J, Dobaczewski J, Koszorús A, Moore I, et al. *Physics Letters B* 827:136930 (2022)
33. de Groote RP, Dobaczewski J, et al. (2025), to be published
34. Garcia Ruiz RF, Berger R, Billowes J, Binnersley CL, Bissell ML, et al. *Nature* 581(7809):396–400 (2020)
35. Arrowsmith-Kron G, Athanasakis-Kaklamanakis M, Au M, Ballof J, Berger R, et al. *Reports on Progress in Physics* 87(8):084301 (2024)

36. Engel J. *Ann. Rev. Nucl. Part. Sci.* 75:129 (2025)
37. Purcell EM, Ramsey NF. *Physical Review* 78(6):807–807 (1950)
38. N. Auerbach and V. Zelevinsky, *J. Phys. G* **35**, 093101 (2008)
39. L. I. Schiff, *Phys. Rev.* 132, 2194 (1963)
40. Spevak V, Auerbach N, Flambaum VV. *Physical Review C* 56(3):1357–1369 (1997)
41. Maekawa CM, Mereghetti E, de Vries J, van Kolck U. *Nuclear Physics A* 872(1):117–160 (2011)
42. Haxton, W.C. and E.M. Henley, 1983, *Phys. Rev. Lett.* **51**, 1937
43. Herczeg P. *Hyperfine Interactions* 43:77 (1988)
44. Athanasakis-Kaklamanakis M, Au M, Kyuberis A, Zülch C, Gaul K, et al. (2025), arXiv:2507.05224
45. Dobaczewski J, Engel J, Kortelainen M, Becker P. *Phys. Rev. Lett.* 121(23):232501 (2018)
46. Gaffney LP, Butler PA, Scheck M, Hayes AB, Wenander F, et al. *Nature* 497:199 (2013)
47. Wollersheim, H.J., H. Emling, H. Grein, R. Kulessa, R.S. Simon, C. Fleischmann, J. de Boer, E. Hauber, C. Lauterbach, C. Schandera, P.A. Butler, and T. Czosnyka, 1993, *Nucl. Phys.* **A556**, 261
48. Wibowo H, Backes BC, Borschewski A, Dobaczewski J, Haxton WC, Garcia Ruiz RF (2025), to be published
49. Haxton WC, Liu CP, Ramsey-Musolf MJ. *Physical Review C* 65:045502 (2002)
50. Flambaum V, Khriplovich I, Sushkov O. *Physics Letters B* 146(6):367–369 (1984)
51. Desplanques B, Donoghue JF, Holstein BR. *Annals of Physics* 124(2):449–495 (1980)
52. Seutin R, Hernandez OJ, Miyagi T, Bacca S, Hebeler K, et al. *Phys. Rev. C* 108(5):054005 (2023)
53. Miyagi T, Cao X, Seutin R, Bacca S, Ruiz RFG, et al. *Phys. Rev. Lett.* 132(23):232503 (2024)
54. Wibowo H, Han R, Backes BC, Danneaux G, Dobaczewski J, et al. (2025), to be published
55. Morse T, Price C, Shepard J. *Physics Letters B* 251(2):241–244 (1990)
56. Perlińska E, Rohoziński SG, Dobaczewski J, Nazarewicz W. *Phys. Rev. C* 69(1):014316 (2004)
57. Schunck N. IOP Expanding Physics. Bristol, UK: IOP Publishing (2019), oCLC: 1034572493
58. Dobaczewski J. *Nuclear Physics A* 380(1):1–26 (1982)
59. Wibowo H, Backes BC, Dobaczewski J, de Groote RP, Nagpal A, et al. *Journal of Physics G: Nuclear and Particle Physics* 52(6):065104 (2025)
60. Suhonen J. Springer Berlin, Heidelberg (2007)
61. J. Bonnard *et al.* Coupling of the odd nucleon with the subsystem of even nucleon numbers (2025)
62. Vernon AR, Garcia Ruiz RF, Miyagi T, Binnersley CL, Billowes J, et al. *Nature* 607:260 (2022)
63. Bally B, Bender M. *Phys. Rev. C* 103(2):024315 (2021)
64. Bally B, Avez B, Bender M, Heenen PH. *Phys. Rev. Lett.* 113(16):162501 (2014)
65. Bonneau L, Minkov N, Duc DD, Quentin P, Bartel J. *Phys. Rev. C* 91(5):054307 (2015)
66. Co’ G, De Donno V, Anguiano M, Bernard RN, Lallena AM. *Phys. Rev. C* 92(2):024314 (2015)
67. Borrajo M, Egidio JL. *Eur. Phys. J. A* 52:277 (2016)
68. Borrajo M, Egidio JL. *Physics Letters B* 764:328 – 334 (2017)
69. Li J, Meng J. *Frontiers of Physics* 13(6):132109 (2018)
70. Péru S, Hilaire S, Goriely S, Martini M. *Phys. Rev. C* 104(2):024328 (2021)
71. Bally B, Giacalone G, Bender M. *Eur. Phys. J. A* 58:187 (2022)
72. Ryssens W, Scamps G, Goriely S, Bender M. *The European Physical Journal A* 58(12):246 (2022)
73. Bally B, Giacalone G, Bender M. *Eur. Phys. J. A* 59:58 (2023)
74. Nakada H, Iwata H. Magnetic dipole moments adjacent to doubly-magic nuclei in self-consistent mean-field theory with realistic spin-isospin and tensor forces (2025)
75. Dobaczewski J, Stuchbery AE, Danneaux G, Nagpal A, Sassarini PL, Wibowo H. Electro-

- magnetic moments of ground and excited states calculated in heavy odd- $N$  open-shell nuclei (2025), arXiv:2509.26549
76. Sassarini PL, Dobaczewski J, Bonnard J, Garcia Ruiz RF. *Journal of Physics G: Nuclear and Particle Physics* 49(11):11LT01 (2022)
  77. Nies L, Atanasov D, Athanasakis-Kaklamanakis M, Au M, Blaum K, et al. *Phys. Rev. Lett.* 131(2):022502 (2023)
  78. Gray T, Stuchbery A, Dobaczewski J, Blazhev A, Alshammari H, et al. *Physics Letters B* 847:138268 (2023)
  79. de Groote R, Nesterenko D, Kankainen A, Bissell M, Beliuskina O, et al. *Physics Letters B* 848:138352 (2024)
  80. Karthein J, Ricketts CM, Garcia Ruiz RF, Billowes J, Binnersley CL, et al. *Nat. Phys.* 20:1719–1725 (2024)
  81. Bonnard J, Dobaczewski J, Danneaux G, Kortelainen M. *Physics Letters B* 843:138014 (2023)
  82. Schunck N, Dobaczewski J, McDonnell J, Moré J, Nazarewicz W, et al. *Phys. Rev. C* 81(2):024316 (2010)
  83. Satuła W, Dobaczewski J, Nazarewicz W, Werner TR. *Phys. Rev. C* 86(5):054316 (2012)
  84. Bender M, Dobaczewski J, Engel J, Nazarewicz W. *Phys. Rev. C* 65(5):054322 (2002)
  85. Idini A, Bennaceur K, Dobaczewski J. *Journal of Physics G: Nuclear and Particle Physics* 44(6):064004 (2017)
  86. Brown BA, Chung W, Wildenthal B. *Phys. Rev. C* 22(2):774 (1980)
  87. Gerginov V, Tanner CE, Johnson W. *Canadian Journal of Physics* 87(1):101–104 (2009)
  88. Lewty NC, Chuah BL, Cazan R, Barrett MD, Sahoo B. *Physical Review A—Atomic, Molecular, and Optical Physics* 88(1):012518 (2013)
  89. de Groote RP, Kujanpää S, Koszorús A, Li JG, Moore ID. *Phys. Rev. A* 103(3):032826 (2021)
  90. Li J, Gaigalas G, Bieroń J, Ekman J, Jönsson P, et al. *Atoms* 10(4):132 (2022)
  91. Bohr A, Mottelson B. *Dan. Mat. Fys. Medd.* 27(16):no. 16 (1953)
  92. Suekane S, Yamaguchi Y. *Progress of Theoretical Physics* 17(3):443–448 (1957)
  93. Seth KK, Hughes DJ, Zimmerman RL, Garth RC. *Physical Review* 110(3):692–700 (1958)
  94. Rosenfeld L. North-Holland (1948)
  95. Egido J, Robledo L (2004). 10 Angular Momentum Projection and Quadrupole Correlations Effects in Atomic Nuclei. Berlin, Heidelberg: Springer Berlin Heidelberg, 269–302
  96. Tanihata I, Toki H, Kajino T, eds. Springer Nature Singapore (2023)
  97. Sakurai J, Napolitano J. Addison-Wesley (2011)
  98. Kamlah A. *Zeitschrift für Physik A Hadrons and nuclei* 216(1):52–64 (1968)
  99. Sheikh JA, Ali RN. *The European Physical Journal Special Topics* 229(14-15):2555–2602 (2020)
  100. Zeh HD. *Zeitschrift für Physik* 202(1):38–48 (1967)

## 9. SUPPLEMENTAL MATERIAL

In the Supplemental Material, we provide detailed derivations of the results presented in the main text, which are omitted there for the sake of clarity and to avoid unnecessary disruptions in the narrative. We also reiterate standard, well-known derivations, which may help some readers engage more smoothly with the subject matter.

### 9.1. Multipole radiation

In the first-order perturbation approximation, the electromagnetic transition probability between the nuclear states  $|\Phi_i\rangle$  and  $|\Phi_f\rangle$  is

$$T_{fi} = \frac{2\pi}{\hbar} \left| \int d^3\mathbf{r} \langle \Psi_f | \mathcal{H}_{\text{int}} | \Psi_i \rangle \right|^2 g(E_f), \quad (61)$$

where  $g(E_f)$  is the density of final states, and the interaction Hamiltonian density  $\mathcal{H}_{\text{int}} = -j^\nu A_\nu$ . For the photon with the quantum number  $(\alpha, k, \lambda, \mu)$ , the transition probability is

$$T_{fi}(\alpha, k\lambda\mu) = \frac{8\pi(\lambda+1)}{\hbar\lambda((2\lambda+1)!!)^2} \left( \frac{E_\gamma}{\hbar c} \right)^{2\lambda+1} |\langle f | \hat{\mathcal{M}}(\alpha k\lambda\mu) | i \rangle|^2 \quad (62)$$

where the energy of the emitted photon is  $E_\gamma = E_f - E_i = \hbar ck$ , and the general multipole transition operator reads (Reference (8)),

$$\begin{aligned} \hat{\mathcal{M}}(E, k\lambda\mu) &= \frac{(2\lambda+1)!!}{k^\lambda(\lambda+1)} \int d^3\mathbf{r} \left[ \rho Y_{\lambda\mu}(\theta, \phi) \frac{\partial r j_\lambda(kr)}{\partial r} + i \frac{k}{c} \mathbf{j} \cdot \mathbf{r} j_\lambda(kr) Y_{\lambda\mu}(\theta, \phi) \right], \\ \hat{\mathcal{M}}(M, k\lambda\mu) &= \frac{-(2\lambda+1)!!}{ck^\lambda(\lambda+1)} \int d^3\mathbf{r} \mathbf{j} \cdot (\mathbf{r} \times \nabla) [j_\lambda(kr) Y_{\lambda\mu}(\theta, \phi)]. \end{aligned} \quad (63)$$

In the long-wave limit  $kR_0 \ll 1$  with  $R_0$  the nucleus radius, using the approximation  $j_\lambda(kr) \approx (kr)^\lambda / (2\lambda+1)!!$  for small  $kr$ , Equation 63 turns to the multipole operator

$$\begin{aligned} \hat{Q}_{\lambda\mu} &= \int d^3\mathbf{r} \rho r^\lambda Y_{\lambda\mu}(\theta, \phi), \\ \hat{M}_{\lambda\mu} &= \frac{1}{\lambda+1} \int d^3\mathbf{r} (\mathbf{r} \times \mathbf{j}) \cdot \nabla \left[ r^\lambda Y_{\lambda\mu}(\theta, \phi) \right]. \end{aligned} \quad (64)$$

The total transition probability for a certain  $\lambda$ , summing over all final states  $|I_f M_f\rangle$  and averaging over all initial states  $|I_i M_i\rangle$ , is

$$T_{fi}(\alpha, \lambda) = \frac{1}{2I_i + 1} \sum_{M_i, M_f, \mu} T_{fi}(\alpha, k\lambda\mu) = \frac{8\pi(\lambda+1)}{\hbar\lambda((2\lambda+1)!!)^2} \left( \frac{E_\gamma}{\hbar c} \right)^{2\lambda+1} B(\alpha\lambda, I_i \rightarrow I_f) \quad (65)$$

where the reduced transition probability is

$$\begin{aligned} B(E\lambda, I_i \rightarrow I_f) &= \frac{1}{2I_i + 1} |\langle f | \hat{Q}_\lambda | i \rangle|^2, \\ B(M\lambda, I_i \rightarrow I_f) &= \frac{1}{2I_i + 1} |\langle f | \hat{M}_\lambda | i \rangle|^2. \end{aligned} \quad (66)$$

## 9.2. One-body magnetic operator

This subsection is dedicated to presenting the derivation of the magnetic multipole operator in Equation 20, originating from the definition of the magnetic multipole moment  $M_{\lambda\mu}$  in Equation 17.

Using vector analysis, the magnetic multipole moment operator 17 can be modified into

$$\hat{M}_{\lambda\mu} = -\frac{1}{c} \frac{1}{\lambda+1} \int d^3\mathbf{r} \hat{\mathbf{j}}_{\text{tot}}(\mathbf{r}) \cdot [\mathbf{r} \times \nabla] \left[ r^\lambda Y_{\lambda\mu}(\theta, \phi) \right], \quad 67.$$

where the total current density operator  $\hat{\mathbf{j}}_{\text{tot}}(\mathbf{r})$  can be decomposed into two parts, i.e.,  $\hat{\mathbf{j}}_{\text{tot}}(\mathbf{r}) = \hat{\mathbf{j}}^{\text{o}}(\mathbf{r}) + \hat{\mathbf{j}}^{\text{s}}(\mathbf{r})$ , where the orbital (o) part is defined as

$$\hat{\mathbf{j}}^{\text{o}}(\mathbf{r}) = \sum_{i=1}^A e g_i^{(i)} \frac{1}{2} [\mathbf{v}(\mathbf{r}) \delta(\mathbf{r} - \hat{\mathbf{r}}_i) + \delta(\mathbf{r} - \hat{\mathbf{r}}_i) \mathbf{v}(\mathbf{r})] \quad 68.$$

and the spin (s) part is defined as

$$\hat{\mathbf{j}}^{\text{s}}(\mathbf{r}) = c \nabla \times \hat{\boldsymbol{\mu}}^{\text{s}}(\mathbf{r}), \quad \hat{\boldsymbol{\mu}}^{\text{s}}(\mathbf{r}) = \mu_N \sum_{i=1}^A g_s^{(i)} \hat{\mathbf{S}}_i \delta(\mathbf{r} - \hat{\mathbf{r}}_i). \quad 69.$$

The insertion of the first part of Equation 69 into Equation 67, after substituting  $\hat{\mathbf{j}}_{\text{tot}}(\mathbf{r})$  with  $\hat{\mathbf{j}}^{\text{s}}(\mathbf{r})$ , results in

$$\begin{aligned} \hat{M}_{\lambda\mu}^{\text{s}} &= -\frac{1}{\lambda+1} \int d^3\mathbf{r} \hat{\boldsymbol{\mu}}^{\text{s}}(\mathbf{r}) \cdot \left\{ \nabla \times [\mathbf{r} \times \nabla] \left[ r^\lambda Y_{\lambda\mu}(\theta, \phi) \right] \right\} \\ &= \int d^3\mathbf{r} \hat{\boldsymbol{\mu}}^{\text{s}}(\mathbf{r}) \cdot \nabla \left[ r^\lambda Y_{\lambda\mu}(\theta, \phi) \right]. \end{aligned} \quad 70.$$

The last line is obtained by utilizing the following identity:

$$\nabla \times [\mathbf{r} \times \nabla] \left[ r^\lambda Y_{\lambda\mu}(\theta, \phi) \right] = -(\lambda+1) \nabla \left[ r^\lambda Y_{\lambda\mu}(\theta, \phi) \right]. \quad 71.$$

This identity can be derived in two stages. Firstly, the identity involving a single summation over repeated index  $k$  of the product of two Levi-Civita symbols, i.e.,  $\epsilon_{kij} \epsilon_{kmn} = \delta_{im} \delta_{jn} - \delta_{in} \delta_{jm}$ , can be employed to obtain

$$\begin{aligned} \{\nabla \times [\mathbf{r} \times \nabla]\}_i Q_{\lambda\mu}(\mathbf{r}) &= \epsilon_{ijk} \nabla_j [\mathbf{r} \times \nabla]_k Q_{\lambda\mu}(\mathbf{r}) = \epsilon_{kij} \epsilon_{kmn} \nabla_j [r_m \nabla_n Q_{\lambda\mu}(\mathbf{r})] \\ &= (\delta_{im} \delta_{jn} - \delta_{in} \delta_{jm}) \nabla_j [r_m \nabla_n Q_{\lambda\mu}(\mathbf{r})] \\ &= \nabla_n [r_i \nabla_n Q_{\lambda\mu}(\mathbf{r})] - \nabla_m [r_m \nabla_i Q_{\lambda\mu}(\mathbf{r})] \\ &= \delta_{ni} \nabla_n Q_{\lambda\mu}(\mathbf{r}) + r_i \nabla_n^2 Q_{\lambda\mu}(\mathbf{r}) - \delta_{mm} \nabla_i Q_{\lambda\mu}(\mathbf{r}) - r_m \nabla_m \nabla_i Q_{\lambda\mu}(\mathbf{r}) \\ &= \nabla_i Q_{\lambda\mu}(\mathbf{r}) + r_i \nabla^2 Q_{\lambda\mu}(\mathbf{r}) - 3 \nabla_i Q_{\lambda\mu}(\mathbf{r}) - (\mathbf{r} \cdot \nabla) \nabla_i Q_{\lambda\mu}(\mathbf{r}) \\ &= r_i \nabla^2 Q_{\lambda\mu}(\mathbf{r}) - 2 \nabla_i Q_{\lambda\mu}(\mathbf{r}) - (\mathbf{r} \cdot \nabla) \nabla_i Q_{\lambda\mu}(\mathbf{r}). \end{aligned} \quad 72.$$

The last term can be manipulated further as follows:

$$\nabla_i [r_\ell \nabla_\ell Q_{\lambda\mu}(\mathbf{r})] = \delta_{i\ell} \nabla_\ell Q_{\lambda\mu}(\mathbf{r}) + r_\ell \nabla_i \nabla_\ell Q_{\lambda\mu}(\mathbf{r}) = \nabla_i Q_{\lambda\mu}(\mathbf{r}) + (\mathbf{r} \cdot \nabla) \nabla_i Q_{\lambda\mu}(\mathbf{r}), \quad 73.$$

which allows us to write

$$\begin{aligned} \{\nabla \times [\mathbf{r} \times \nabla]\}_i Q_{\lambda\mu}(\mathbf{r}) &= r_i \nabla^2 Q_{\lambda\mu}(\mathbf{r}) - 2 \nabla_i Q_{\lambda\mu}(\mathbf{r}) - \nabla_i [(\mathbf{r} \cdot \nabla) Q_{\lambda\mu}(\mathbf{r})] + \nabla_i Q_{\lambda\mu}(\mathbf{r}) \\ &= r_i \nabla^2 Q_{\lambda\mu}(\mathbf{r}) - \nabla_i (1 + \mathbf{r} \cdot \nabla) Q_{\lambda\mu}(\mathbf{r}), \end{aligned}$$

or

$$\nabla \times [\mathbf{r} \times \nabla] [r^\lambda Y_{\lambda\mu}(\theta, \phi)] = \{\mathbf{r} \nabla^2 - \nabla (1 + \mathbf{r} \cdot \nabla)\} [r^\lambda Y_{\lambda\mu}(\theta, \phi)]. \quad 74.$$

Secondly, the last equation can be worked out in the spherical coordinate to give

$$\begin{aligned} \nabla \times [\mathbf{r} \times \nabla] [r^\lambda Y_{\lambda\mu}(\theta, \phi)] &= \mathbf{r} \left\{ \frac{1}{r^2} \frac{\partial}{\partial r} \left( r^2 \frac{\partial}{\partial r} [r^\lambda Y_{\lambda\mu}(\theta, \phi)] \right) - \frac{\hat{L}^2}{r^2} r^\lambda Y_{\lambda\mu}(\theta, \phi) \right\} \\ &\quad - \nabla \left\{ 1 + r \frac{\partial}{\partial r} \right\} r^\lambda Y_{\lambda\mu}(\theta, \phi) \\ &= \mathbf{r} \left\{ \frac{1}{r^2} \frac{\partial}{\partial r} [\lambda r^{\lambda+1}] - \frac{\lambda(\lambda+1)}{r^2} r^\lambda \right\} Y_{\lambda\mu}(\theta, \phi) \\ &\quad - (\lambda+1) \nabla r^\lambda Y_{\lambda\mu}(\theta, \phi) \\ &= \mathbf{r} \left\{ \frac{\lambda(\lambda+1)}{r^2} - \frac{\lambda(\lambda+1)}{r^2} \right\} r^\lambda Y_{\lambda\mu}(\theta, \phi) \\ &\quad - (\lambda+1) \nabla r^\lambda Y_{\lambda\mu}(\theta, \phi) \\ &= -(\lambda+1) \nabla r^\lambda Y_{\lambda\mu}(\theta, \phi), \end{aligned} \quad 75.$$

where we have used the eigenvalue equation:  $\hat{L}^2 Y_{\lambda\mu}(\theta, \phi) = \lambda(\lambda+1) Y_{\lambda\mu}(\theta, \phi)$ . The insertion of the second part of Equation 69 into  $\hat{M}_{\lambda\mu}^s$  gives us the spin part of Equation 20. The orbital part of Equation 20 can be directly obtained by substituting  $\hat{\mathbf{j}}_{\text{tot}}(\mathbf{r})$  with  $\hat{\mathbf{j}}^o(\mathbf{r})$  in Equation 67, that is

$$\begin{aligned} \hat{M}_{\lambda\mu}^o &= -\frac{1}{c} \frac{1}{\lambda+1} \sum_i e g_l^{(i)} \mathbf{v}_i \cdot [\mathbf{r}_i \times \nabla_i] r^\lambda Y_{\lambda\mu}(\theta, \phi) \\ &= -\frac{1}{c} \frac{1}{\lambda+1} \sum_i \frac{e}{M} g_l^{(i)} \hat{\mathbf{p}}_i \cdot [\mathbf{r}_i \times \nabla_i] r^\lambda Y_{\lambda\mu}(\theta, \phi) \\ &= +\frac{1}{\lambda+1} \sum_i \frac{e\hbar}{Mc} g_l^{(i)} (\mathbf{r} \times \hat{\mathbf{p}})_i \cdot \nabla_i r^\lambda Y_{\lambda\mu}(\theta, \phi) \\ &= +\frac{2}{\lambda+1} \sum_i \frac{e\hbar}{2Mc} g_l^{(i)} (\mathbf{r}_i \times \hat{\mathbf{p}}_i) \cdot \nabla_i r^\lambda Y_{\lambda\mu}(\theta, \phi) \\ &= \frac{2}{\lambda+1} \mu_N \sum_i g_l^{(i)} \hat{\mathbf{L}}_i \cdot \nabla_i r^\lambda Y_{\lambda\mu}(\theta, \phi), \end{aligned} \quad 76.$$

where the nuclear magneton,  $\mu_N = \frac{e\hbar}{2Mc}$ , arises from identifying  $\mathbf{r} \times \frac{M\mathbf{v}}{\hbar}$  as  $\hat{\mathbf{L}} = \mathbf{r} \times \hat{\mathbf{p}}$  (correspondence principle) and the use of additional factor of 2.

### 9.3. Gradient of the solid harmonics

Using the concept of the vector spherical harmonics (Reference (14), Equations 5.8.3(13) and 7.3.2(12)), the gradient of the solid harmonics can be expressed as follows,

$$\begin{aligned} \nabla_\nu [r^\lambda Y_{\lambda\mu}(\theta, \phi)] &= \sqrt{\lambda(2\lambda+1)} r^{\lambda-1} [Y_{\lambda\mu}^{\lambda-1}(\theta, \phi)]^\nu \\ &= \sqrt{\lambda(2\lambda+1)} r^{\lambda-1} C_{\lambda-1, \mu-\nu, 1\nu}^{\lambda\mu} Y_{\lambda-1, \mu-\nu}(\theta, \phi), \end{aligned} \quad 77.$$

where  $\nu = -1, 0, 1$ . For  $\nu = 0$  and  $\mu = 0$ , and with the Clebsch-Gordan coefficient,

$$C_{\lambda-1, 0, 10}^{\lambda 0} = \sqrt{\frac{\lambda}{2\lambda-1}}, \quad 78.$$

the  $z$ -derivative of the axial solid harmonics is given by,

$$\begin{aligned}\nabla_0[r^\lambda Y_{\lambda 0}(\theta, \phi)] &= \sqrt{\lambda(2\lambda+1)} C_{\lambda-1,0,10}^{\lambda 0} r^{\lambda-1} Y_{\lambda-1,0}(\theta, \phi) \\ &= \sqrt{\lambda(2\lambda+1)} \sqrt{\frac{\lambda}{2\lambda-1}} r^{\lambda-1} Y_{\lambda-1,0}(\theta, \phi) = \lambda \sqrt{\frac{2\lambda+1}{2\lambda-1}} r^{\lambda-1} Y_{\lambda-1,0}(\theta, \phi).\end{aligned}\tag{79}$$

In general, for a rank-1 tensor  $\boldsymbol{\mu}$ , Equation 77 suggests

$$\begin{aligned}\boldsymbol{\mu} \cdot \nabla[r^\lambda Y_{\lambda\mu}] &= \sum_{\nu} \mu_{1,\nu} \nabla_{\nu}[r^\lambda Y_{\lambda\mu}] \\ &= \sum_{\nu} \sqrt{\lambda(2\lambda+1)} r^{\lambda-1} C_{\lambda-1,\mu-\nu,1\nu}^{\lambda\mu} Y_{\lambda-1,\mu-\nu} \mu_{1,\nu} \\ &= \sqrt{\lambda(2\lambda+1)} \left[ r^{\lambda-1} Y_{\lambda-1} \otimes \mu_1 \right]_{\lambda\mu}.\end{aligned}\tag{80}$$

Therefore, the magnetic multipole moment in unit of  $\mu_N$  can be expressed as

$$\begin{aligned}M_{\lambda\mu} &= \int d^3\mathbf{r} \left( g_s \mathbf{S} + \frac{2}{\lambda+1} g_l \mathbf{L} \right) \cdot \nabla[r^\lambda Y_{\lambda\mu}] \\ &= \sqrt{\lambda(2\lambda+1)} \int d^3\mathbf{r} \left[ Q_{\lambda-1} \otimes \left( g_s \mathbf{S} + \frac{2}{\lambda+1} g_l \mathbf{L} \right) \right]_{\lambda\mu}.\end{aligned}\tag{81}$$

The magnetic multipole operator is

$$\hat{M}_{\lambda\mu} = \mu_N D_\lambda \sum_{\tau=n,p} \sum_{i=1}^{N(\tau)} \left[ Q_{\lambda-1}(\mathbf{r}_i) \otimes \left( g_s^{(\tau)} \hat{\mathbf{S}}_{\lambda'=1,i}^{(\tau)} + g_l^{(\tau)} \frac{2}{\lambda+1} \hat{\mathbf{L}}_{\lambda'=1,i}^{(\tau)} \right) \right]_{\lambda\mu},\tag{82}$$

with  $D_\lambda = \sqrt{\lambda(2\lambda+1)}$ .

#### 9.4. Schmidt moments

The expectation value of operator 26 with respect to  $|nl\frac{1}{2}; jj\rangle$  can be calculated using  $\hat{\mathbf{J}} = \hat{\mathbf{L}} + \hat{\mathbf{S}}$  as follows

$$\begin{aligned}\mu_{s,p}^{(\tau)} &= \mu_N \left\langle nl\frac{1}{2}; jj \left| g_l^{(\tau)} \hat{L}_z + g_s^{(\tau)} \hat{S}_z \right| nl\frac{1}{2}; jj \right\rangle \\ &= \mu_N \left\langle nl\frac{1}{2}; jj \left| g_l^{(\tau)} \hat{J}_z + \left( g_s^{(\tau)} - g_l^{(\tau)} \right) \hat{S}_z \right| nl\frac{1}{2}; jj \right\rangle \\ &= \mu_N \left[ g_l^{(\tau)} j + \left( g_s^{(\tau)} - g_l^{(\tau)} \right) \left\langle nl\frac{1}{2}; jj \left| \hat{S}_z \right| nl\frac{1}{2}; jj \right\rangle \right].\end{aligned}\tag{83}$$

Since the basis chosen has coupled total angular momentum, we need to use Wigner-Eckart and reduction theorems for the matrix element of  $\hat{\mathbf{S}} = \frac{1}{2} \hat{\boldsymbol{\sigma}}$  as follows

$$\begin{aligned}\mu_{s,p}^{(\tau)} &= \mu_N \left[ g_l^{(\tau)} j + \left( g_s^{(\tau)} - g_l^{(\tau)} \right) \frac{C_{jj10}^{jj}}{2\sqrt{2j+1}} \langle nl\frac{1}{2}; j \| \hat{\boldsymbol{\sigma}} \| nl\frac{1}{2}; j \rangle \right] \\ &= \mu_N \left[ g_l^{(\tau)} j + \left( g_s^{(\tau)} - g_l^{(\tau)} \right) \sqrt{\frac{j}{4(2j+1)(j+1)}} \langle nl\frac{1}{2}; j \| \hat{\boldsymbol{\sigma}} \| nl\frac{1}{2}; j \rangle \right],\end{aligned}\tag{84}$$

where the reduced matrix element involves a 6- $j$  symbol as follows

$$\begin{aligned}\langle nl\frac{1}{2}; j \| \hat{\boldsymbol{\sigma}} \| nl\frac{1}{2}; j \rangle &= \sqrt{6(2j+1)} (-1)^{l+j+\frac{3}{2}} \left\{ \begin{matrix} \frac{1}{2} & \frac{1}{2} & 1 \\ j & j & l \end{matrix} \right\} \\ &= \sqrt{\frac{2j+1}{j(j+1)}} \left[ j(j+1) - l(l+1) + \frac{3}{4} \right],\end{aligned}\tag{85}$$

replacing this result in 84 we get

$$\begin{aligned}\mu_{s.p.}^{(\tau)} &= \mu_N \left[ g_l^{(\tau)} j + \left( g_s^{(\tau)} - g_l^{(\tau)} \right) \frac{j(j+1) - l(l+1) + \frac{3}{4}}{2(j+1)} \right] \\ &= \begin{cases} \left[ \left( j - \frac{1}{2} \right) g_l^{(\tau)} + \frac{1}{2} g_s^{(\tau)} \right] \mu_N, & j = l + \frac{1}{2}, \\ \frac{j}{j+1} \left[ \left( j + \frac{3}{2} \right) g_l^{(\tau)} - \frac{1}{2} g_s^{(\tau)} \right] \mu_N, & j = l - \frac{1}{2}. \end{cases}\end{aligned}\quad 86.$$

### 9.5. Single particle quadrupole moments

The expectation value we need to calculate can be separated in radial and angular parts as

$$\begin{aligned}Q_{s.p.} &= \sqrt{\frac{16\pi}{5}} e \langle nl_{\frac{1}{2}}; jj \mid r^2 Y_{20}(\theta, \phi) \mid nl_{\frac{1}{2}}; jj \rangle \\ &= \sqrt{\frac{16\pi}{5}} e \langle nl \mid r^2 \mid nl \rangle \langle l_{\frac{1}{2}}; jj \mid Y_{20}(\theta, \phi) \mid l_{\frac{1}{2}}; jj \rangle \\ &= \sqrt{\frac{16\pi}{5}} e \langle r^2 \rangle \frac{C_{jj20}^{jj}}{\sqrt{2j+1}} \langle l_{\frac{1}{2}}; j \parallel Y_2(\theta, \phi) \parallel l_{\frac{1}{2}}; j \rangle \\ &= \sqrt{\frac{16\pi}{5}} e \langle r^2 \rangle \sqrt{\frac{j(2j-1)}{(2j+3)(2j+1)(j+1)}} \langle l_{\frac{1}{2}}; j \parallel Y_2(\theta, \phi) \parallel l_{\frac{1}{2}}; j \rangle.\end{aligned}\quad 87.$$

Using Wigner-Eckart and reduction theorems for the matrix element of  $Y_2(\theta, \phi)$  we get

$$\begin{aligned}\langle l_{\frac{1}{2}}; j \parallel Y_2(\theta, \phi) \parallel l_{\frac{1}{2}}; j \rangle &= \sqrt{\frac{5}{4\pi}} (-1)^{j-\frac{1}{2}} (2j+1) \begin{pmatrix} j & j & 2 \\ \frac{1}{2} & -\frac{1}{2} & 0 \end{pmatrix} \\ &= -\frac{1}{4} \sqrt{\frac{5}{4\pi}} \sqrt{\frac{(2j+3)(2j+1)(2j-1)}{j(j+1)}}.\end{aligned}\quad 88.$$

Replacing 88 in 87 we get

$$Q_{s.p.} = -e \frac{2j-1}{2(j+1)} \langle r^2 \rangle. \quad 89.$$

### 9.6. Schwartz moments

Following a similar approach as for the magnetic dipole moment, we can separate Equation 31 in orbital-total angular momentum and orbital-spin terms as

$$\begin{aligned}\Omega_{s.p.}^{(\tau)} &= -\sqrt{\frac{4\pi}{7}} \mu_N \left[ \frac{g_l^{(\tau)}}{2} \langle nl_{\frac{1}{2}}; jj \mid \nabla \left( r^3 Y_{30}(\theta, \phi) \right) \cdot \hat{\mathbf{J}} \mid nl_{\frac{1}{2}}; jj \rangle \right. \\ &\quad \left. + \left( g_s^{(\tau)} - \frac{g_l^{(\tau)}}{2} \right) \langle nl_{\frac{1}{2}}; jj \mid \nabla \left( r^3 Y_{30}(\theta, \phi) \right) \cdot \hat{\mathbf{S}} \mid nl_{\frac{1}{2}}; jj \rangle \right].\end{aligned}\quad 90.$$

Using Equation 77 and Wigner-Eckart and reduction theorems for the orbital-spin term, we get

$$\begin{aligned}
& \left( g_s^{(\tau)} - \frac{g_l^{(\tau)}}{2} \right) \left\langle nl\frac{1}{2}; jj \left| \nabla \left( r^3 Y_{30}(\theta, \phi) \right) \cdot \hat{\mathbf{S}} \right| nl\frac{1}{2}; jj \right\rangle \\
&= \sqrt{7 \cdot 3} \left( g_s^{(\tau)} - \frac{g_l^{(\tau)}}{2} \right) \langle r^2 \rangle \left\langle l\frac{1}{2}; jj \left| \left[ Y_2(\theta, \phi) \otimes \hat{\mathbf{S}} \right]_0^3 \right| l\frac{1}{2}; jj \right\rangle \\
&= \sqrt{7 \cdot 3} \left( g_s^{(\tau)} - \frac{g_l^{(\tau)}}{2} \right) \langle r^2 \rangle \sqrt{7} \sqrt{2j+1} C_{jj30}^{jj} \left\{ \begin{matrix} l & \frac{1}{2} & j \\ l & \frac{1}{2} & j \\ 2 & 1 & 3 \end{matrix} \right\} \langle l || Y_2(\theta, \phi) || l \rangle \left\langle \frac{1}{2} || \hat{\mathbf{S}} || \frac{1}{2} \right\rangle,
\end{aligned} \tag{91}$$

where the reduced matrix elements, 9- $j$  coefficient (taken from table 10.3 of (14)) and Clebsch-Gordan coefficient are given by

$$\begin{aligned}
\left\langle \frac{1}{2} || \hat{\mathbf{S}} || \frac{1}{2} \right\rangle &= \sqrt{\frac{3}{2}}, \\
\langle l || Y_2(\theta, \phi) || l \rangle &= -\sqrt{\frac{5}{4\pi}} \sqrt{\frac{l(l+1)(2l+1)}{(2l-1)(2l+3)}} \\
&= \begin{cases} -\sqrt{\frac{5}{4\pi}} \sqrt{\frac{j(2j+1)(2j-1)}{8(j+1)(j-1)}}, & j = l + \frac{1}{2} \\ -\sqrt{\frac{5}{4\pi}} \sqrt{\frac{(2j+1)(2j+3)(j+1)}{8j(j+2)}}, & j = l - \frac{1}{2} \end{cases} \\
\left\{ \begin{matrix} l & \frac{1}{2} & j \\ l & \frac{1}{2} & j \\ 2 & 1 & 3 \end{matrix} \right\} &= \begin{cases} \frac{\sqrt{(2j+3)(j+2)}}{2j(2j+1)\sqrt{7 \cdot 5}}, & j = l + \frac{1}{2} \\ -\frac{\sqrt{(j-1)(2j-1)}}{2(2j+1)(j+1)\sqrt{7 \cdot 5}}, & j = l - \frac{1}{2} \end{cases} \\
C_{jj30}^{jj} &= \sqrt{\frac{j(j-1)(2j-1)}{(j+1)(j+2)(2j+3)}}
\end{aligned} \tag{92}$$

Multiplying these terms above and simplifying we get for the orbital-spin term

$$= \frac{3}{8} \sqrt{\frac{7}{4\pi}} \left( g_s^{(\tau)} - \frac{g_l^{(\tau)}}{2} \right) \langle r^2 \rangle \times \begin{cases} -\frac{2j-1}{j+1}, & j = l + \frac{1}{2} \\ \frac{(j-1)(2j-1)}{(j+1)(j+2)}, & j = l - \frac{1}{2} \end{cases}, \tag{93}$$

For the orbital-total angular momentum term we use Equation 77 to get

$$\begin{aligned}
& \frac{g_l^{(\tau)}}{2} \left\langle nl\frac{1}{2}; jj \left| \nabla \left( r^3 Y_{30}(\theta, \phi) \right) \cdot \hat{\mathbf{J}} \right| nl\frac{1}{2}; jj \right\rangle \\
&= \frac{g_l^{(\tau)}}{2} \sum_{\nu=-1}^1 \sqrt{21} C_{2-\nu 1 \nu}^{30} \langle r^2 \rangle \left\langle nl\frac{1}{2}; jj \left| Y_{2-\nu}(\theta, \phi) \hat{J}_\nu \right| nl\frac{1}{2}; jj \right\rangle \\
&= \frac{g_l^{(\tau)}}{2} \langle r^2 \rangle \left[ \left\langle nl\frac{1}{2}; jj \left| 3\sqrt{\frac{7}{5}} Y_{20}(\theta, \phi) \hat{J}_0 \right| nl\frac{1}{2}; jj \right\rangle \right. \\
&\quad \left. - \left\langle nl\frac{1}{2}; jj \left| \sqrt{\frac{21}{5}} Y_{21}(\theta, \phi) \hat{J}_{-1} \right| nl\frac{1}{2}; jj \right\rangle \right],
\end{aligned} \tag{94}$$

where the action of the components of  $\hat{J}_\nu$  are

$$\hat{J}_{+1} |nl\frac{1}{2}; jj\rangle = 0, \quad \hat{J}_0 |nl\frac{1}{2}; jj\rangle = j |nl\frac{1}{2}; jj\rangle, \quad \hat{J}_{-1} |nl\frac{1}{2}; jj\rangle = \sqrt{j} |nl\frac{1}{2}; jj-1\rangle, \tag{95}$$

which after replacing, applying Wigner-Eckart theorem and Equation 88 results

$$\begin{aligned}
&= \frac{\sqrt{21}g_l^{(\tau)}}{2} \left[ \sqrt{\frac{3}{5}} \frac{jC_{jj20}^{jj}}{\sqrt{2j+1}} - \sqrt{\frac{1}{5}} \frac{\sqrt{j}C_{jj-1,21}^{jj}}{\sqrt{2j+1}} \right] \langle r^2 \rangle \langle l_{\frac{1}{2}}; j \| Y_2(\theta, \phi) \| l_{\frac{1}{2}}; j \rangle \\
&= -\frac{\sqrt{21}g_l^{(\tau)}}{8} \langle r^2 \rangle \sqrt{\frac{3}{5}} (j-1) \sqrt{\frac{j(2j-1)}{(j+1)(2j+1)(2j+3)}} \sqrt{\frac{5}{4\pi}} \sqrt{\frac{(2j+3)(2j+1)(2j-1)}{j(j+1)}} \\
&= -\frac{3}{8} g_l^{(\tau)} \langle r^2 \rangle \sqrt{\frac{7}{4\pi}} \frac{(j-1)(2j-1)}{j+1}
\end{aligned} \tag{96}$$

Replacing Equations 93 and 96 in Equation 90 we get

$$\begin{aligned}
\Omega_{s.p.}^{(\tau)} &= \frac{3}{8} \mu_N \langle r^2 \rangle \left[ g_l^{(\tau)} \frac{(j-1)(2j-1)}{j+1} - \left( g_s^{(\tau)} - \frac{g_l^{(\tau)}}{2} \right) \times \begin{cases} -\frac{2j-1}{j+1}, & j = l + \frac{1}{2} \\ \frac{(j-1)(2j-1)}{(j+1)(j+2)}, & j = l - \frac{1}{2} \end{cases} \right] \\
&= \frac{3}{8} \mu_N \langle r^2 \rangle \times \begin{cases} \frac{2j-1}{j+1} g_s^{(\tau)} + \frac{(2j-1)(2j-3)}{2(j+1)} g_l^{(\tau)}, & j = l + \frac{1}{2} \\ -\frac{(j-1)(2j-1)}{(j+1)(j+2)} g_s^{(\tau)} + \frac{(j-1)(2j-1)(2j+5)}{2(j+1)(j+2)} g_l^{(\tau)}, & j = l - \frac{1}{2} \end{cases} \\
&= \frac{3}{2} \mu_N \langle r^2 \rangle \frac{2j-1}{(2j+4)(2j+2)} \times \begin{cases} (j+2) \left[ (j - \frac{3}{2}) g_l^{(\tau)} + g_s^{(\tau)} \right], & j = l + \frac{1}{2} \\ (j-1) \left[ (j + \frac{5}{2}) g_l^{(\tau)} - g_s^{(\tau)} \right], & j = l - \frac{1}{2} \end{cases}
\end{aligned} \tag{97}$$

### 9.7. Bohr deformation parameters

Assuming the density is uniformly distributed inside the nucleus with a sharp surface  $R(\theta, \phi)$  as defined in Equation 34, the density is simply  $\rho_0 = N/V$  with  $N$  the number of particles and  $V = 4\pi R_0^3/3$  the volume of the nucleus, where  $R_0$  is the radius of a sphere that has the same volume as the nucleus. The multipole moments defined from this uniform density distribution are as follows,

$$\begin{aligned}
Q_{\lambda\mu} &= \int d^3\mathbf{r} \frac{3N}{4\pi R_0^3} r^\lambda Y_{\lambda\mu}^*(\theta, \phi) = \frac{3N}{4\pi R_0^3} \int r^{\lambda+2} Y_{\lambda\mu}^*(\theta, \phi) d\Omega dr \\
&= \frac{3N}{4\pi R_0^3} \int d\Omega Y_{\lambda\mu}^*(\theta, \phi) \int_0^{R(\theta, \phi)} r^{\lambda+2} dr = \frac{3N}{4\pi R_0^3} \int d\Omega Y_{\lambda\mu}^*(\theta, \phi) \frac{1}{\lambda+3} [R(\theta, \phi)]^{\lambda+3}.
\end{aligned} \tag{98}$$

For small  $\beta_{\lambda\mu}$ , keeping the first order of Taylor's expansion, we obtain,

$$[R(\theta, \phi)]^{\lambda+3} \approx R_0^{\lambda+3} \left[ 1 + (\lambda+3) \sum_{\lambda=1}^{\lambda_{\max}} \sum_{\mu=-\lambda}^{\lambda} \beta_{\lambda\mu} Y_{\lambda\mu}(\theta, \phi) \right]. \tag{99}$$

This allows us to perform the integral over the solid angle in Equation 98,

$$\begin{aligned}
&\int d\Omega \left[ 1 + (\lambda+3) \sum_{\lambda'=1}^{\lambda'_{\max}} \sum_{\mu'=-\lambda'}^{\lambda'} \beta_{\lambda'\mu'} Y_{\lambda'\mu'}(\theta, \phi) \right] Y_{\lambda\mu}^*(\theta, \phi) \\
&= \int d\Omega Y_{\lambda\mu}^*(\theta, \phi) + (\lambda+3) \sum_{\lambda'=1}^{\lambda'_{\max}} \sum_{\mu'=-\lambda'}^{\lambda'} \beta_{\lambda'\mu'} \int d\Omega Y_{\lambda'\mu'}(\theta, \phi) Y_{\lambda\mu}^*(\theta, \phi) \\
&= \delta_{\lambda 0} \sqrt{4\pi} + (\lambda+3) \beta_{\lambda\mu}.
\end{aligned} \tag{100}$$

Finally, for  $\lambda > 0$ , the first-order relation between the multipole moments and Bohr parameters, quoted in Section 3.4, reads as follows,

$$Q_{\lambda\mu} = \frac{3N}{4\pi R_0^3} \frac{1}{\lambda+3} R_0^{\lambda+3} (\lambda+3) \beta_{\lambda\mu} = \frac{3NR_0^\lambda}{4\pi} \beta_{\lambda\mu}, \quad 101.$$

that is,

$$\beta_{\lambda\mu} = \frac{4\pi}{3NR_0^\lambda} Q_{\lambda\mu}. \quad 102.$$

We observe that keeping Taylor's terms up to any higher order enables us to derive higher-order formulas, with moments  $Q_{\lambda\mu}$  expressed as higher-order polynomials  $P_{\lambda\mu}(\{\beta_{\lambda'\mu'}\})$  of all the Bohr parameters  $\beta_{\lambda'\mu'}$ , that is,

$$Q_{\lambda\mu} = \frac{3NR_0^\lambda}{4\pi} \beta_{\lambda\mu} + P_{\lambda\mu}(\{\beta_{\lambda'\mu'}\}), \quad \text{for } \lambda = 0, 1, 2, \dots, \lambda_{\max}, \quad \mu = -\lambda, \dots, +\lambda, \quad 103.$$

An analytic inversion of these expressions,  $\beta_{\lambda\mu}(\{Q_{\lambda'\mu'}\})$ , is not generally possible; however, as implemented in Reference (18), Equation 103 can be formulated as an iterative fixed-point algorithm,

$$\beta_{\lambda\mu}^{(n+1)} = \frac{4\pi}{3NR_0^\lambda} \left( Q_{\lambda\mu} - P_{\lambda\mu}(\{\beta_{\lambda'\mu'}^{(n)}\}) \right), \quad \text{for } \lambda = 0, 1, 2, \dots, \lambda_{\max}, \quad \mu = -\lambda, \dots, +\lambda, \quad 104.$$

which starts from  $\beta_{\lambda\mu}^{(0)} = 0$ , gives Equation 102 for  $\beta_{\lambda\mu}^{(1)}$ , and with increasing  $n$  rapidly converges to the exact solution  $\beta_{\lambda\mu}(\{Q_{\lambda'\mu'}\})$ .

## 9.8. Magnetic octupole moments

In the strong coupling case (scc) of the collective model (References (91, 92)), the magnetic octupole moment  $\Omega_{scc}$  in  $I > 3/2$  ground states of odd nuclei is calculated as

$$\Omega_{scc} = \frac{2I(2I-1)(2I-2)}{(2I+2)(2I+3)(2I+4)} [\Omega_{s.p.} + \Omega_0], \quad 105.$$

where the extreme single-particle estimate,  $\Omega_{s.p.}$ , is given by Equation 33, and

$$\Omega_0 = -\frac{30}{49} \sqrt{\frac{2}{3}} g_R R_0^2. \quad 106.$$

Here  $g_R \simeq Z/A$  is the  $g$ -factor of the core and  $R_0 = 1.35 A^{1/3}$  fm (Reference (93)). For the case of  $I = 3/2$ , the magnetic octupole moment,  $\Omega_{scc}$  reads as follows,

$$\Omega_{scc} \simeq \frac{1}{35} [19\Omega_{s.p.} + \Omega_0]. \quad 107.$$

In the weak coupling case (wcc) of the collective model, the magnetic octupole moment,  $\Omega_{wcc}$ , is decomposed into two terms, that is  $\Omega_{wcc} = \Omega_p + \Omega_c$ , where the core part,  $\Omega_c$ , takes the form as follows,

$$\Omega_c = -\frac{45}{224\pi} g_R R_0^2 \frac{k^2}{\hbar\omega_2 C_2} \frac{(2I-1)(I-1)}{I(I+1)^2}, \quad 108.$$

whereas the particle part,  $\Omega_p$ , reads,

$$\Omega_p = \Omega_{s.p.} \left[ 1 + \frac{5}{32\pi} \frac{k^2}{\hbar\omega_2 C_2} (F_1 - F_2) \right], \quad 109.$$

Table 1: Known experimental values of the magnetic octupole moments (taken from References (86, 87, 88, 89, 32, 90) compared with the results of DFT calculations (preliminary results of Reference (33)). When the sign of the experimental moment is given in parentheses, it indicates that no sign is provided in the literature; in such cases, the sign of the Schwarz prediction is used. Note that sometimes, no experimental uncertainties are available in the literature.

Nuclide	$Z$	$N$	$I^\pi$	Nilsson	$\Omega_{\text{EXP}}$	$\Omega_{\text{DFT}}$
$^{25}\text{Mg}$	12	13	$5/2^+$	[202]5/2	(−)0.042(9)	no conv
$^{27}\text{Al}$	13	14	$5/2^+$	[202]5/2	(+)0.159(4)	0.141
$^{35}\text{Cl}$	17	18	$3/2^+$	[202]3/2	−0.0188	−0.021
$^{37}\text{Cl}$	17	20	$3/2^+$	[202]3/2	−0.0146	−0.016
$^{39}\text{K}$	19	20	$3/2^+$	[202]3/2	(−)0.066	−0.011
$^{45}\text{Sc}$	21	24	$7/2^-$	[303]7/2	−0.07(53)	0.729
$^{69}\text{Ga}$	31	38	$3/2^-$	[301]3/2	+0.107(20)	0.368
$^{71}\text{Ga}$	31	40	$3/2^-$	[301]3/2	+0.146(20)	no conv
$^{79}\text{Br}$	35	44	$3/2^-$	[301]3/2	+0.116	0.180
$^{81}\text{Br}$	35	46	$3/2^-$	[301]3/2	+0.129	0.186
$^{83}\text{Kr}$	36	47	$3/2^+$	[411]3/2	−0.18(6)	0.165
$^{87}\text{Rb}$	37	50	$3/2^-$	[301]3/2	−0.58(39)	0.400
$^{113}\text{In}$	49	64	$9/2^+$	[404]9/2	+0.565(12)	0.763
$^{115}\text{In}$	49	66	$9/2^+$	[404]9/2	+0.574(15)	0.840
$^{127}\text{I}$	53	74	$5/2^+$	[402]5/2	+0.167	0.089
$^{131}\text{Xe}$	54	77	$3/2^+$	[402]3/2	+0.048(12)	0.020
$^{133}\text{Cs}$	55	78	$7/2^+$	[404]7/2	+0.68(9)	0.064
$^{137}\text{Ba}$	56	81	$3/2^+$	[402]3/2	+0.05061(56)	0.056
$^{155}\text{Gd}$	64	91	$3/2^-$	[521]3/2	−1.6(6)	−0.133
$^{165}\text{Ho}$	67	98	$7/2^-$	[523]7/2	+0.8(5)	−0.478
$^{173}\text{Yb}$	70	103	$5/2^-$	[512]5/2	+6.7(16)	0.026
$^{197}\text{Au}$	79	118	$3/2^+$	[431]3/2	+0.0098(7)	−0.153
$^{201}\text{Hg}$	80	121	$3/2^-$	[541]3/2	−0.130(13)	−0.127
$^{209}\text{Bi}$	83	126	$9/2^-$	[503]5/2	+0.51(5)	0.276
$^{207}\text{Po}$	84	123	$5/2^-$	[505]9/2	+0.11(1)	0.233

where

$$F_1 = \frac{4I^2(I+1)^2 - 75I(I+1) + 234}{4I^2(I+1)^2} \quad 110.$$

and

$$F_2 = \frac{(2I-1)(2I+3)}{4I(I+1)}. \quad 111.$$

Within the hydrodynamic model (Reference (91)), the mass parameter  $B_\lambda$  is defined as

$$B_\lambda = \frac{3}{4\pi} \frac{AMR_0^2}{\lambda}, \quad 112.$$

and the restoring force  $C_\lambda$ , originating from the surface tension,  $S$ , and Coulomb energy, reads

$$C_\lambda = (\lambda-1)(\lambda+2)R_0^2S - \frac{3}{2\pi} \frac{\lambda-1}{2\lambda+1} \frac{Z^2\alpha\hbar c}{R_0}. \quad 113.$$

Here the fine structure constant  $\alpha \simeq 1/137$ ,  $\hbar c = 197.327 \text{ MeV}\cdot\text{fm}$ , and  $M = 938 \text{ MeV}$ . Following Reference (92),  $k = 40 \text{ MeV}$  has been used. The surface tension,  $S$ , is estimated

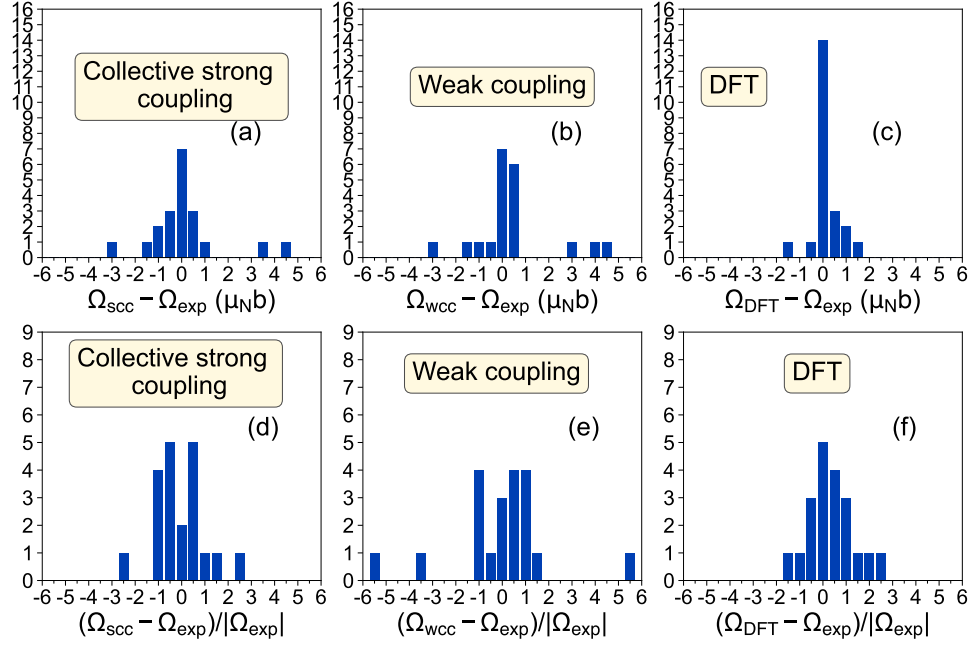


Figure 7: Residuals (upper panels),  $\Omega_{\text{the}} - \Omega_{\text{exp}}$  (in  $\mu_N b$ ), or relative residuals,  $(\Omega_{\text{the}} - \Omega_{\text{exp}})/|\Omega_{\text{exp}}|$ , of magnetic octupole moments determined with respect to the collective strong coupling model, left panels, weak coupling model, middle panels, and nuclear DFT, right panels. For the left and middle panels, the model results and experimental data are taken from Reference (17). For the right panels, the experimental data are shown in **Table 1**, and the preliminary theoretical results are taken from Reference (33). In all panels, data for  $^{173}\text{Yb}$  are not shown because their values exceed the panels' scales. In panels (c) and (f), the data for  $^{25}\text{Mg}$  and  $^{71}\text{Ga}$  are omitted as the nuclear-DFT results are unavailable. In panel (f), data for  $^{45}\text{Sc}$  and  $^{197}\text{Au}$  are not displayed because their values exceed the scale of the panel, owing to the smallness of  $|\Omega_{\text{exp}}|$ .

using  $4\pi R_0^2 S = 15.4 \cdot A^{2/3}$  MeV (Reference (94)). The frequency  $\omega_\lambda$  for a specific  $\lambda$  is calculated via

$$\hbar\omega_\lambda = \hbar c \sqrt{\frac{C_\lambda}{B_\lambda}} \quad (\text{MeV}). \quad 114.$$

### 9.9. Restoration of rotational symmetry for non-axial states

The projected wave function  $|\Phi_{IM}\rangle$ , projection operator  $\hat{P}_{MK}^I$ , Wigner function  $D_{MK}^I(\alpha, \beta, \gamma)$ , and the rotation operator  $\hat{R}(\alpha, \beta, \gamma)$  are defined in Equations 50–52. The normalisation of the projected wave function  $|\Phi_{IM}\rangle$  is ensured by a proper normalisation condition of amplitudes  $g_{IK}$ , that is,

$$\langle \Phi_{I'M'} | \Phi_{IM} \rangle = \delta_{II'} \delta_{MM'} \implies \sum_{K, K'=-I}^I g_{IK'}^* \langle \Phi | \hat{P}_{K'K}^I | \Phi \rangle g_{IK} = 1. \quad 115.$$

The matrix element of a spherical tensor operator  $\hat{O}_{\lambda\mu}$  between two projected wave functions  $\langle\Phi_{I'M'}|$  and  $|\Phi_{IM}\rangle$  is given by

$$\langle\Phi_{I'M'}|\hat{O}_{\lambda\mu}|\Phi_{IM}\rangle = \sum_{K,K'=-I}^I g_{I'K'}^* \langle\Phi|\hat{P}_{K'M'}^{I'} \hat{O}_{\lambda\mu} \hat{P}_{MK}^I |\Phi\rangle g_{IK}. \quad 116.$$

Using the identity 53, Equation 116 becomes:

$$\langle\Phi_{I'M'}|\hat{O}_{\lambda\mu}|\Phi_{IM}\rangle = \sum_{K',K} g_{I'K'}^* g_{IK} C_{IM\lambda\mu}^{I'M'} \sum_{\nu\mu'} C_{I\nu\lambda\mu'}^{I'K'} \langle\Phi|\hat{O}_{\lambda\mu'} \hat{P}_{\nu K}^I |\Phi\rangle. \quad 117.$$

The derivation of identity 53 (References (95, 96)) will be done later. To proceed, we also need to apply the Wigner-Eckart theorem, which we now provide the derivation. Following Reference (97), the derivation of the Wigner-Eckart theorem begins with the transformation of a spherical tensor operator  $\hat{O}_{\lambda\mu}$  under an infinitesimal rotation  $\hat{R}(\delta g)$ , that is

$$\hat{R}(\delta g) \hat{O}_{\lambda\mu} \hat{R}^\dagger(\delta g) = \sum_{\mu'} D_{\mu'\mu}^\lambda(\delta g) \hat{O}_{\lambda\mu'}, \quad 118.$$

which yields

$$\begin{aligned} \hat{R}(\delta g) \hat{O}_{\lambda\mu} \hat{R}^\dagger(\delta g) &= \left(1 - \frac{i\hat{\mathbf{I}} \cdot \hat{\mathbf{n}} \delta g}{\hbar}\right) \hat{O}_{\lambda\mu} \left(1 + \frac{i\hat{\mathbf{I}} \cdot \hat{\mathbf{n}} \delta g}{\hbar}\right) \\ &= \hat{O}_{\lambda\mu} - i \frac{\delta g}{\hbar} (\hat{\mathbf{I}} \cdot \hat{\mathbf{n}} \hat{O}_{\lambda\mu} - \hat{O}_{\lambda\mu} \hat{\mathbf{I}} \cdot \hat{\mathbf{n}}) \\ &= \hat{O}_{\lambda\mu} - i \frac{\delta g}{\hbar} [\hat{\mathbf{I}} \cdot \hat{\mathbf{n}}, \hat{O}_{\lambda\mu}] \\ \sum_{\mu'} D_{\mu'\mu}^\lambda(\delta g) \hat{O}_{\lambda\mu'} &= \sum_{\mu'} \langle\lambda\mu'| \left(1 - \frac{i\hat{\mathbf{I}} \cdot \hat{\mathbf{n}} \delta g}{\hbar}\right) |\lambda\mu\rangle \hat{O}_{\lambda\mu'} \\ &= \sum_{\mu'} \delta_{\mu'\mu} \hat{O}_{\lambda\mu'} - i \frac{\delta g}{\hbar} \sum_{\mu'} \langle\lambda\mu'|\hat{\mathbf{I}} \cdot \hat{\mathbf{n}}|\lambda\mu\rangle \hat{O}_{\lambda\mu'} \\ &= \hat{O}_{\lambda\mu} - i \frac{\delta g}{\hbar} \sum_{\mu'} \langle\lambda\mu'|\hat{\mathbf{I}} \cdot \hat{\mathbf{n}}|\lambda\mu\rangle \hat{O}_{\lambda\mu'} \\ [\hat{\mathbf{I}} \cdot \hat{\mathbf{n}}, \hat{O}_{\lambda\mu}] &= \sum_{\mu'} \hat{O}_{\lambda\mu'} \langle\lambda\mu'|\hat{\mathbf{I}} \cdot \hat{\mathbf{n}}|\lambda\mu\rangle. \end{aligned} \quad 119.$$

Taking  $\hat{\mathbf{n}} = \hat{\mathbf{z}}$ , we obtain

$$[\hat{\mathbf{I}}_z, \hat{O}_{\lambda\mu}] = \sum_{\mu'} \hat{O}_{\lambda\mu'} \langle\lambda\mu'|\hat{\mathbf{I}}_z|\lambda\mu\rangle = \sum_{\mu'} \hat{O}_{\lambda\mu'} \hbar\mu \delta_{\mu'\mu} = \hbar\mu \hat{O}_{\lambda\mu}. \quad 120.$$

In turn, taking  $\hat{\mathbf{n}} = \hat{\mathbf{x}} \pm i\hat{\mathbf{y}}$ , we get

$$\begin{aligned} [\hat{\mathbf{I}}_x \pm i\hat{\mathbf{I}}_y, \hat{O}_{\lambda\mu}] &\equiv [\hat{\mathbf{I}}_\pm, \hat{O}_{\lambda\mu}] = \sum_{\mu'} \hat{O}_{\lambda\mu'} \langle\lambda\mu'|\hat{\mathbf{I}}_\pm|\lambda\mu\rangle \\ &= \sum_{\mu'} \hat{O}_{\lambda\mu'} \sqrt{(\lambda \mp \mu)(\lambda \pm \mu + 1)} \hbar \underbrace{\langle\lambda\mu'|\lambda(\mu \pm 1)\rangle}_{=\delta_{\mu'(\mu \pm 1)}} \\ &= \sqrt{(\lambda \mp \mu)(\lambda \pm \mu + 1)} \hbar \hat{O}_{\lambda(\mu \pm 1)}. \end{aligned} \quad 121.$$

From identity 120, we can prove the following assertion:

$$\langle \Phi_{I'M'} | \hat{O}_{\lambda\mu} | \Phi_{IM} \rangle = 0, \text{ unless } M' = \mu + M. \quad 122.$$

The proof involves taking the matrix element of Equation 120 between  $|\Phi_{I'M'}\rangle$  and  $|\Phi_{IM}\rangle$ , which yields

$$\begin{aligned} 0 &= [\hat{I}_z, \hat{O}_{\lambda\mu}] - \hbar\mu\hat{O}_{\lambda\mu} \\ &= \langle \Phi_{I'M'} | [\hat{I}_z, \hat{O}_{\lambda\mu}] - \hbar\mu\hat{O}_{\lambda\mu} | \Phi_{IM} \rangle \\ &= \langle \Phi_{I'M'} | \hat{I}_z \hat{O}_{\lambda\mu} | \Phi_{IM} \rangle - \langle \Phi_{I'M'} | \hat{O}_{\lambda\mu} \hat{I}_z | \Phi_{IM} \rangle - \hbar\mu \langle \Phi_{I'M'} | \hat{O}_{\lambda\mu} | \Phi_{IM} \rangle \\ &= \hbar(M' - M - \mu) \langle \Phi_{I'M'} | \hat{O}_{\lambda\mu} | \Phi_{IM} \rangle. \end{aligned} \quad 123.$$

This result proves the assertion 122 and also suggests the proportionality of the matrix element  $\langle \Phi_{I'M'} | \hat{O}_{\lambda\mu} | \Phi_{IM} \rangle$  to the Clebsch-Gordan coefficient  $C_{IM\lambda\mu}^{I'M'}$  since it also satisfies

$$(M' - M - \mu) C_{IM\lambda\mu}^{I'M'} = 0. \quad 124.$$

This selection rule of the Clebsch-Gordan coefficient  $C_{IM\lambda\mu}^{I'M'} \equiv \langle IM\lambda\mu | I'M' \rangle$  can be obtained by taking the overlap between  $(\hat{I}'_z - \hat{I}_z - \hat{\lambda}_z) | I'M' \rangle$  and the uncoupled state  $| IM\lambda\mu \rangle$ . If we take the matrix elements of Equation 121 between  $|\Phi_{I'M'}\rangle$  and  $|\Phi_{IM}\rangle$ , we obtain

$$\begin{aligned} &\hbar\sqrt{(\lambda \mp \mu)(\lambda \pm \mu + 1)} \langle \Phi_{I'M'} | \hat{O}_{\lambda(\mu \pm 1)} | \Phi_{IM} \rangle \\ &= \langle \Phi_{I'M'} | \hat{I}'_{\pm} \hat{O}_{\lambda\mu} | \Phi_{IM} \rangle - \langle \Phi_{I'M'} | \hat{O}_{\lambda\mu} \hat{I}_{\pm} | \Phi_{IM} \rangle \\ &= \hbar\sqrt{(I' \pm M')(I' \mp M' + 1)} \langle \Phi_{I'(M' \mp 1)} | \hat{O}_{\lambda\mu} | \Phi_{IM} \rangle \\ &\quad - \hbar\sqrt{(I \mp M)(I \pm M + 1)} \langle \Phi_{I'M'} | \hat{O}_{\lambda\mu} | \Phi_{I(M \pm 1)} \rangle \\ &\sqrt{(I' \pm M')(I' \mp M' + 1)} \langle \Phi_{I'(M' \mp 1)} | \hat{O}_{\lambda\mu} | \Phi_{IM} \rangle \\ &= \sqrt{(I \mp M)(I \pm M + 1)} \langle \Phi_{I'M'} | \hat{O}_{\lambda\mu} | \Phi_{I(M \pm 1)} \rangle \\ &\quad + \sqrt{(\lambda \mp \mu)(\lambda \pm \mu + 1)} \langle \Phi_{I'M'} | \hat{O}_{\lambda(\mu \pm 1)} | \Phi_{IM} \rangle. \end{aligned} \quad 125.$$

A comparison between the just above equation and the recursion relation for the Clebsch-Gordan coefficients, that is

$$\begin{aligned} \sqrt{(I' \pm M')(I' \mp M' + 1)} C_{IM\lambda\mu}^{I'M'} &= \sqrt{(I \mp M)(I \pm M + 1)} C_{I(M \pm 1)\lambda\mu}^{I'M'} \\ &\quad + \sqrt{(\lambda \mp \mu)(\lambda \pm \mu + 1)} C_{IM\lambda(\mu \pm 1)}^{I'M'}, \end{aligned} \quad 126.$$

and between Equations 123 and 124 suggests that the dependence of  $\langle \Phi_{I'M'} | \hat{O}_{\lambda\mu} | \Phi_{IM} \rangle$  on  $M'$ ,  $\mu$ , and  $M$  is via Clebsch-Gordan coefficient. Therefore, we have arrived at the Wigner-Eckart theorem: For a spherical tensor operator  $\hat{O}_{\lambda\mu}$ , the matrix element  $\langle \Phi_{I'M'} | \hat{O}_{\lambda\mu} | \Phi_{IM} \rangle$  can be written as

$$\langle \Phi_{I'M'} | \hat{O}_{\lambda\mu} | \Phi_{IM} \rangle = c(I', I, \lambda) C_{IM\lambda\mu}^{I'M'}, \quad 127.$$

where the proportionality constant  $c(I', I, \lambda)$  is independent of the magnetic quantum numbers  $M'$ ,  $M$ , and  $\mu$ . Following the convention of Reference (14), the constant  $c(I', I, \lambda)$  reads

$$c(I', I, \lambda) = \frac{1}{\sqrt{2I' + 1}} \langle \Phi_{I'} | \hat{O}_{\lambda} | \Phi_I \rangle, \quad 128.$$

where  $\langle \Phi_{I'} | \hat{O}_\lambda | \Phi_I \rangle$  is the reduced matrix element. Using this convention, the Wigner-Eckart theorem now reads

$$\langle \Phi_{I'M'} | \hat{O}_{\lambda\mu} | \Phi_{IM} \rangle = \frac{1}{\sqrt{2I'+1}} C_{IM\lambda\mu}^{I'M'} \langle \Phi_{I'} | \hat{O}_\lambda | \Phi_I \rangle. \quad 129.$$

The expression of the reduced matrix element,  $\langle \Phi_{I'} | \hat{O}_\lambda | \Phi_I \rangle$ , can be obtained by multiplying both sides of the just above equation with the Clebsch-Gordan coefficient  $C_{IM\lambda\mu}^{I'_1 M'_1}$  and performing the constrained summation over  $M$  and  $\mu$ , where  $M + \mu = M'_1$ . We then get

$$\begin{aligned} \sum_{M(\mu)} C_{IM\lambda\mu}^{I'_1 M'_1} \langle \Phi_{I'M'} | \hat{O}_{\lambda\mu} | \Phi_{IM} \rangle &= \frac{\delta_{I'_1 I'} \delta_{M'_1 M'}}{\sqrt{2I'+1}} \langle \Phi_{I'} | \hat{O}_\lambda | \Phi_I \rangle \\ \langle \Phi_{I'} | \hat{O}_\lambda | \Phi_I \rangle &= \sqrt{2I'+1} \sum_{M(\mu)} C_{IM\lambda\mu}^{I'M'} \langle \Phi_{I'M'} | \hat{O}_{\lambda\mu} | \Phi_{IM} \rangle. \end{aligned} \quad 130.$$

The insertion of Equation 117 into Equation 130 results in

$$\begin{aligned} \langle \Phi_{I'} | \hat{O}_\lambda | \Phi_I \rangle &= \sqrt{2I'+1} \sum_{K',K} g_{I'K'}^* g_{IK} \sum_{\nu\mu'} C_{I\nu\lambda\mu'}^{I'K'} \langle \Phi | \hat{O}_{\lambda\mu'} \hat{P}_{\nu K}^I | \Phi \rangle \\ &= \sqrt{2I+1} \sum_{K',K} g_{I'K'}^* g_{IK} \sum_{\nu,\mu'} C_{I\nu\lambda\mu'}^{I'K'} O_{\lambda\mu'}^{\text{intr}}(K, \nu), \end{aligned} \quad 131.$$

where

$$\begin{aligned} O_{\lambda\mu'}^{\text{intr}}(K, \nu) &= [(2I'+1)(2I+1)]^{1/2} \\ &\times \frac{1}{8\pi^2} \int_0^{2\pi} d\alpha \int_0^\beta d\beta \int_0^{2\pi} d\gamma D_{\nu K}^{I*} \langle \Phi | \hat{O}_{\lambda\mu'} \hat{R}(\alpha, \beta, \gamma) | \Phi \rangle. \end{aligned} \quad 132.$$

The overlap integral  $\langle \Phi | \hat{O}_{\lambda\mu'} \hat{R}(\alpha, \beta, \gamma) | \Phi \rangle$  is evaluated using an expansion similar to Kamalah expansion, Reference (98, 99), also see the Supplemental Material (Reference (5), Section 9.10). In the zeroth order, we obtain

$$\langle \Phi | \hat{O}_{\lambda\mu'} \hat{R}(\alpha, \beta, \gamma) | \Phi \rangle = \langle \Phi | \hat{O}_{\lambda\mu'} | \Phi \rangle \langle \Phi | \hat{R}(\alpha, \beta, \gamma) | \Phi \rangle. \quad 133.$$

Using this approximation, we find

$$\begin{aligned} O_{\lambda\mu'}^{\text{intr}}(K, \nu) &\approx \langle \Phi | \hat{O}_{\lambda\mu'} | \Phi \rangle \langle \Phi | \frac{2I+1}{8\pi^2} \int_0^{2\pi} d\alpha \int_0^\pi d\beta \int_0^{2\pi} d\gamma D_{\nu K}^{I*} \hat{R}(\alpha, \beta, \gamma) | \Phi \rangle \\ &= \langle \Phi | \hat{O}_{\lambda\mu'} | \Phi \rangle \langle \Phi | \hat{P}_{\nu K}^I | \Phi \rangle. \end{aligned} \quad 134.$$

In the limit of very large deformations,  $\langle \Phi | \hat{P}_{\nu K}^I | \Phi \rangle = \delta_{\nu K} \langle \Phi | \hat{P}_{KK}^I | \Phi \rangle$  and

$$O_{\lambda\mu'}^{\text{intr}}(K, \nu) = \delta_{\nu K} \langle \Phi | \hat{O}_{\lambda\mu'} | \Phi \rangle \langle \Phi | \hat{P}_{KK}^I | \Phi \rangle. \quad 135.$$

Therefore, we obtain

$$\langle \Phi_{I'} | \hat{O}_\lambda | \Phi_I \rangle = \sqrt{2I+1} \sum_{K',K,\mu'} g_{I'K'}^* g_{IK} C_{IK\lambda\mu'}^{I'K'} \langle \Phi | \hat{O}_{\lambda\mu'} | \Phi \rangle \langle \Phi | \hat{P}_{KK}^I | \Phi \rangle. \quad 136.$$

Inserting Equation 136 into Equation 129, we obtain

$$\begin{aligned} \langle \Phi_{I'M'} | \hat{O}_{\lambda\mu} | \Phi_{IM} \rangle &= \sum_{K', K, \mu'} g_{IK'}^* g_{IK} \sqrt{\frac{2I+1}{2I'+1}} C_{IM\lambda\mu}^{I'M'} C_{IK\lambda\mu'}^{I'K'} \langle \Phi | \hat{O}_{\lambda\mu'} | \Phi \rangle \\ &\times \langle \Phi | \hat{P}_{KK}^I | \Phi \rangle. \end{aligned} \quad 137.$$

The definition of spectroscopic moments requires  $I' = I = M' = M = I$  and  $\mu = 0$ . Equation 137 then becomes

$$\langle \Phi_{II} | \hat{O}_{\lambda 0} | \Phi_{II} \rangle = \sum_{K, K', \mu'} g_{IK'}^* g_{IK} C_{II\lambda 0}^{II} C_{IK\lambda\mu'}^{IK'} \langle \Phi | \hat{O}_{\lambda\mu'} | \Phi \rangle \langle \Phi | \hat{P}_{KK}^I | \Phi \rangle. \quad 138.$$

### 9.10. Spectroscopic vs. intrinsic moments

We briefly describe the concept of Kamalah expansion in order to make sense of approximation in Equation 133. Following Reference (99), with no loss of generality, we consider one-dimensional rotation by the angle  $\alpha$  around the  $z$ -axis, where the rotation matrix  $\hat{R}(\alpha, \beta, \gamma)$  reduces to

$$\hat{R}(\alpha) = e^{-i\alpha \hat{J}_z} \quad 139.$$

and the one-dimensional projector  $\hat{P}^M$  is defined as in Reference (27)

$$\hat{P}^M = \delta(\hat{J}_z - M) = \frac{1}{2\pi} \int_0^{2\pi} d\alpha e^{-i\alpha(\hat{J}_z - M)}. \quad 140.$$

The projected energy  $E_{\text{proj}}^M$  reads

$$E_{\text{proj}}^M = \frac{\langle \Phi | \hat{H} \hat{P}^M | \Phi \rangle}{\langle \Phi | \hat{P}^M | \Phi \rangle} = \frac{\int d\alpha h(\alpha) e^{i\alpha M}}{\int d\alpha n(\alpha) e^{i\alpha M}}, \quad 141.$$

where the kernels  $h(\alpha)$  and  $n(\alpha)$  are  $h(\alpha) = \langle \Phi | \hat{H} e^{-i\alpha \hat{J}_z} | \Phi \rangle$  and  $n(\alpha) = \langle \Phi | e^{-i\alpha \hat{J}_z} | \Phi \rangle$ , respectively.

For strong symmetry breaking cases, both kernels are sharply peaked about  $\alpha = 0$  and their ratio is a smooth function. This allows the kernel  $n(\alpha)$  to take the Gaussian form:

$$n(\alpha) = e^{-i\langle \hat{J}_z \rangle \alpha - \frac{1}{2} \langle (\Delta \hat{J}_z)^2 \rangle \alpha^2} \quad 142.$$

with  $\Delta \hat{J}_z = \hat{J}_z - \langle \hat{J}_z \rangle$ . The Kamalah expansion involves the use of operator

$$\hat{I} = -\langle \hat{J}_z \rangle - \frac{1}{i} \frac{\partial}{\partial \alpha} \quad 143.$$

to expand the kernel  $h(\alpha)$  in terms of  $n(\alpha)$  as in Reference (98)

$$h(\alpha) = \sum_{n=0}^N h_n \left[ \hat{I}^n n(\alpha) \right]. \quad 144.$$

The action of operator  $\hat{I}^n$  on the kernel  $n(\alpha)$  in the limit of  $\alpha \rightarrow 0$  yields  $\langle (\Delta J_z)^n \rangle$ . The action of operator  $\hat{I}^m$  on both sides of Equation 144 generates the system of equations,

$$\langle \hat{H} (\Delta \hat{J})^m \rangle = \sum_{n=0}^N h_n \langle (\Delta \hat{J})^{m+n} \rangle, \quad 145.$$

by which the expansion coefficients  $h_n$  can be obtained. For the zeroth order, that is  $n = 0$  and  $m = 0$ , one obtains

$$h(\alpha) = \langle \Phi | \hat{H} e^{-i\alpha \hat{J}_z} | \Phi \rangle \approx h_0 n(\alpha) = h_0 \langle \Phi | e^{-i\alpha \hat{J}_z} | \Phi \rangle = h_0 \langle \Phi | \hat{R}(\alpha) | \Phi \rangle, \quad 146.$$

where Equation 145 gives  $h_0 = \langle \hat{H} \rangle = \langle \Phi | \hat{H} | \Phi \rangle$ .

The overlap integral  $\langle \Phi | \hat{O}_{\lambda\nu} \hat{R}(\Omega) | \Phi \rangle$  can be evaluated using an expansion similar to Kamlah expansion, which in the zeroth order reads

$$\langle \Phi | \hat{O}_{\lambda\nu} \hat{R}(\Omega) | \Phi \rangle = \langle \Phi | \hat{O}_{\lambda\nu} | \Phi \rangle \langle \Phi | \hat{R}(\Omega) | \Phi \rangle. \quad 147.$$

In the axial symmetry case, where  $|\Phi\rangle = |\Phi_K\rangle$ , the symmetry-restored state  $|\Psi_{IM}\rangle$  is projected from  $|\Phi\rangle$  as

$$|\Psi_{IM}\rangle = N_{IK} \hat{P}_{MK}^I |\Phi\rangle, \quad 148.$$

where the normalization factor  $N_{IK}$  can be determined from

$$\langle \Psi_{IM} | \Psi_{IM} \rangle = N_{IK}^2 \langle \Phi | \hat{P}_{KM}^I \hat{P}_{MK}^I | \Phi \rangle = N_{IK}^2 \langle \Phi | \hat{P}_{KK}^I | \Phi \rangle = 1. \quad 149.$$

The spectroscopic multipole moment thereby can be evaluated as

$$\begin{aligned} \langle \Psi_{II} | \hat{O}_{\lambda 0} | \Psi_{II} \rangle &= N_{IK}^2 \langle \Phi | \hat{P}_{KI}^I \hat{O}_{\lambda 0} \hat{P}_{IK}^I | \Phi \rangle \\ &= N_{IK}^2 C_{II\lambda 0}^{II} \sum_{m\nu} C_{Im\lambda\nu}^{IK} \langle \Phi | \hat{O}_{\lambda\nu} \hat{P}_{mK}^I | \Phi \rangle \\ &= N_{IK}^2 C_{II\lambda 0}^{II} \sum_{m\nu} C_{Im\lambda\nu}^{IK} \langle \Phi | \hat{O}_{\lambda\nu} | \Phi \rangle \langle \Phi | \hat{P}_{mK}^I | \Phi \rangle. \end{aligned} \quad 150.$$

In the limit of very large deformations, using the relation  $\langle \Phi | \hat{P}_{mK}^I | \Phi \rangle = \delta_{mK} \langle \Phi | \hat{P}_{KK}^I | \Phi \rangle$ , the above equation becomes

$$\langle \Psi_{II} | \hat{O}_{\lambda 0} | \Psi_{II} \rangle = C_{II\lambda 0}^{II} C_{IK\lambda 0}^{IK} \langle \Phi | \hat{O}_{\lambda 0} | \Phi \rangle. \quad 151.$$

Therefore, for a certain multipolarity  $\lambda$ , the spectroscopic multipole moments are linearly correlated to the intrinsic ones.