

RIDE: DIFFICULTY EVOLVING PERTURBATION WITH ITEM RESPONSE THEORY FOR MATHEMATICAL REASONING

Xinyuan Li¹ Murong Xu¹ Wenbiao Tao¹ Hanlun Zhu¹ Yike Zhao¹ Jipeng Zhang²
Yunshi Lan¹

¹East China Normal University

²The Hong Kong University of Science and Technology

{xyli, murxu, wbtao, hlzhu, ykzhao}@stu.ecnu.edu.cn

yslan@dase.ecnu.edu.cn

jzhanggr@connect.ust.hk

ABSTRACT

Large language models (LLMs) achieve high performance on mathematical reasoning, but these results can be inflated by training data leakage or superficial pattern matching rather than genuine reasoning. To this end, an adversarial perturbation-based evaluation is needed to measure true mathematical reasoning ability. Current rule-based perturbation methods often generate ill-posed questions and impede the systematic evaluation of question difficulty and the evolution of benchmarks. To bridge this gap, we propose RIDE, a novel adversarial question-rewriting framework that leverages Item Response Theory (IRT) to rigorously measure question difficulty and to generate intrinsically more challenging, well-posed variations of mathematical problems. We employ 35 LLMs to simulate students and build a difficulty ranker from their responses. This ranker provides a reward signal during reinforcement learning and guides a question-rewriting model to reformulate existing questions across difficulty levels. Applying RIDE to competition-level mathematical benchmarks yields perturbed versions that degrade advanced LLM performance, with experiments showing an average 21.73% drop across 26 models, thereby exposing limited robustness in mathematical reasoning and confirming the validity of our evaluation approach. Code and data of our paper are available at <https://github.com/LiXinyuan1015/RIDE>.

1 INTRODUCTION

Mathematical reasoning is widely regarded as a crucial testament for evaluating the reasoning capabilities of large language models (LLMs). Recent works like DeepSeek-Math (Shao et al., 2024) and Qwen2.5-Math (Yang et al., 2024) clearly demonstrate the benefits of reinforcement learning for mathematical reasoning. Nevertheless, strong performance in mathematical reasoning may not directly reflect the model’s reasoning ability (Wu et al., 2025). It may instead result from data contamination during pretraining (Golchin & Surdeanu, 2024) that leads to memorization-based answers (Zhang et al., 2024; Li et al., 2025), or from the model relying primarily on superficial pattern matching without truly understanding mathematical knowledge (Li et al., 2024; Mirzadeh et al., 2025). This phenomenon undermines the reliability of LLMs as genuine mathematical reasoners.

To address this issue, there is an urgent need for a more adversarial evaluation benchmark that can faithfully characterize the robustness of mathematical reasoning. For example, a rule-based rewriting method is proposed (Li et al., 2024; Zhou et al., 2024), which applies operations such as numerical substitution and symbol modification to reformulate questions. This method has been shown to reduce model performance. However, rule-based approaches may render the rewritten questions ill-posed and unsolvable (Xue et al., 2025), thereby undermining their validity as reliable benchmarks. Moreover, previous work has focused mainly on low-difficulty datasets Cobbe et al. (2021), with limited attempts at more challenging data. Based on this, we identify the following challenges: (1) **Robust Adversarial Perturbation**. Robust perturbations to the data need

to both degrade the model performance and remain credible and reasonable, which requires shifting from injecting noise to directly increasing the difficulty of the questions as a means of perturbation. Moreover, the perturbation should be unpredictable for changing, and simple rules cannot capture the evolution. (2) **More Challenging Data.** The perturbation of data should not be limited to the same difficulty level of mathematical reasoning. It is also necessary to explore its effectiveness on difficulty evolution, ensuring reasonable perturbations can be applied to mathematical competition questions. These challenges require us to perturb existing benchmarks in ways that substantively increase the intrinsic difficulty of the questions (Huang et al., 2025). A question’s difficulty is often defined by whether a model answers correctly (Lan et al., 2024), but this definition depends heavily on the selected models, and major voting across these models ignores the individual differences in capabilities. Besides, defining difficulty by the steps of the reasoning chain (Yu et al., 2025) is easily misled by shortcut reasoning and does not account for the numerical computation complexity specific to mathematical reasoning.

To this end, we propose **RIDE**, a benchmark perturbation rewriting framework that incorporates Item Response Theory (IRT) to measure question difficulty (Vania et al., 2021; Scarlatos et al., 2025). Specifically, 35 cutting-edge LLMs are treated as students to answer 2,000 questions sampled from the high-difficulty mathematical dataset DeepMath (He et al., 2025). A statistical model jointly characterizes the latent abilities of the student models and the difficulty parameters of the questions. Based on the IRT-estimated difficulty, a pairwise ranker is trained: given question embedding vectors, it outputs the probability that one question is more difficult than another. The ranker’s output further serves as a difficulty reward signal for reinforcement learning on Qwen3-8B, resulting in the question rewriting model RIDE-8B. Applying reinforcement learning to difficulty-evolving question rewriting encourages the model to adaptively generate questions with higher difficulty, thus avoiding superficial modifications, while further enhancing consistency between the rewritten questions and their answers by setting a correctness reward. RIDE-8B is then applied to rewrite competition-level mathematical benchmarks such as AIME-24 and AMC-23, achieving difficulty evolution for these datasets. Experiments demonstrate that the perturbed benchmarks induce performance drops in frontier reasoning models, including GPT-5, DeepSeek-V3.1, and others, thereby enabling robust evaluation and comparison of advanced models’ mathematical reasoning abilities (as shown in Figure 1). In addition, RIDE can be used as a data augmentation method to enhance training data and improve mathematical reasoning performance. Our contributions are as follows:

- We propose a benchmark perturbation framework with IRT to evaluate robustness in mathematical reasoning, reducing partial data leakage during pretraining on evaluation. We measure robustness via performance degradation and observe that most LLMs are sensitive to perturbations, indicating poor robustness.
- We propose a more scalable IRT-based difficulty estimation method and a corresponding difficulty ranker. In addition, we introduce a reinforcement learning scheme for training a question-rewriting model.
- We release a question rewriting model (RIDE-8B), two rewritten competition-level benchmarks (RIDE-AIME and RIDE-AMC), and a training dataset of over 10K rewritten questions (RIDE-DeepMath).

2 RELATED WORK

Robustness Evaluation. Existing LLM robustness evaluations (Ul Abedin et al., 2025) often use controlled perturbations to test whether models truly understand tasks rather than memorize sur-

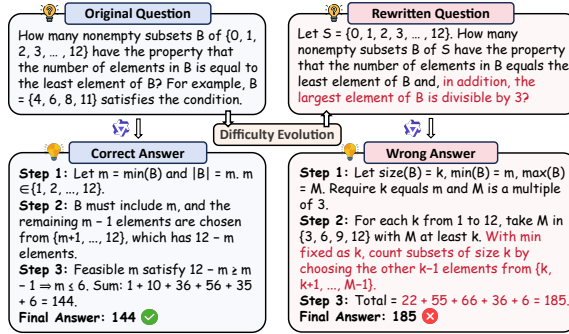


Figure 1: Answers of Qwen3-30B-A3B to a mathematical question and variation rewritten by RIDE.

face patterns (Li et al., 2024; Yang et al., 2025a). A common practice is to construct original items and perturbed counterparts around the same semantics and compare the resulting performance drop (Goel et al., 2021; Chang et al., 2023; Hou et al., 2025; Yang et al., 2025b). For example, GSM-PLUS Li et al. (2024) applies rule-based perturbations such as numerical substitution (Shrestha et al., 2025) and operation modification, revealing substantial degradation in many LLMs. Unlike rule-based methods, we adapt a reinforcement learning-based rewriting approach to generate perturbations, producing better-formed data, avoiding unsolvable or multiple-solution cases, and increasing unpredictability.

Item Response Theory (IRT). Originating from educational measurement, IRT is widely applied in AI for automated item difficulty estimation (Feng et al., 2025; Chen & Shiu, 2025) and efficient evaluation (Polo et al., 2024; Martínez-Plumed et al., 2022). Traditional IRT depends on real student responses, which are often difficult to obtain due to privacy constraints. Prior work addresses this by simulating response matrices (Lalor et al., 2019; Truong et al., 2025) or predicting difficulty from text (Martínez-Plumed et al., 2022), which leads to high computational costs (Truong et al., 2025). We mitigate these issues via data augmentation to reduce the number of required student models and reframing difficulty estimation as a pairwise ranking task to reduce numerical prediction errors.

Reinforcement Learning for Reasoning. Reinforcement learning (RL) can enhance LLMs’ reasoning by rewarding correct solution paths and penalizing errors (DeepSeek-AI et al., 2025). Methods like GRPO (Shao et al., 2024) and GSPO (Zheng et al., 2025) normalize rewards within groups of candidate solutions, yielding strong gains on reasoning ability. Building on this, we propose a reasoning-driven approach to developing a rewriting model with RL.

3 PRELIMINARY

We briefly introduce the IRT-based difficulty in our method. Consider a test taker with fixed ability θ and a math reasoning question q with a difficulty score d . The response y is modeled as a Bernoulli random variable that indicates correctness, where $y = 1$ denotes a correct answer and $y = 0$ denotes an incorrect answer. We introduce the Rasch model (Rasch, 1993), a foundational one-parameter (1-PL) IRT model in which the probability of a correct response is the logistic function of the difference between the test taker’s ability θ and the item’s difficulty d :

$$\Pr(y = 1 \mid \theta, d) = \sigma(\theta - d) = \frac{1}{1 + e^{-(\theta - d)}}$$

Given a binary response matrix $\mathbf{Y} \in \{0, 1\}^{M \times N}$, where M and N denote the number of test takers and questions, respectively. Each entry Y_{ij} indicates the i -th test taker’s answer to the j -th question. Based on this response matrix, one can estimate the ability parameters θ and the difficulty parameters d using a variety of statistical inference methods, such as the Bayesian inference via Markov chain Monte Carlo (MCMC) sampling (Chen et al., 2021) and variational inference (VI) (Blei et al., 2017). In this paper, we apply the VI method provided by *py-irt* (Lalor & Rodriguez, 2023). Concretely, we fit the Rasch model via stochastic variational inference on the response matrix with a mean-field Normal guide for θ and d , maximizing the evidence lower bound \mathcal{L} :

$$\begin{aligned} \text{KL}(g \parallel p) &= \sum_{i=1}^M \text{KL}(g(\theta_i) \parallel p(\theta_i)) + \sum_{j=1}^N \text{KL}(g(d_j) \parallel p(d_j)) \\ \max_g \mathcal{L} &= \sum_{i=1}^M \sum_{j=1}^N \mathbb{E}_g [Y_{ij}(\theta_i - d_j) - \log(1 + e^{\theta_i - d_j})] - \text{KL}(g \parallel p) \end{aligned}$$

Here, g denotes the variational joint distribution over the latent parameters and p denotes the prior joint distribution over (θ, d) . $\text{KL}(g \parallel p)$ denotes the Kullback-Leibler divergence from g to p . We take posterior means as point estimates from g to obtain IRT-based difficulty d for each question.

4 METHOD

In this section, we elaborate on the details of RIDE-Math. Inspired by the IRT-based difficulty estimation method with LLMs acting as students (Truong et al., 2025), we construct a difficulty ranker

for math questions by performing parameter estimation described in Section 3. This ranker serves as a reward model by providing difficulty reward signals, which are used to guide reinforcement learning on the existing high-difficulty dataset DeepMath (He et al., 2025). Through this rewriting process, we are able to generate difficulty in evolving math reasoning data. The overall architecture of our method is shown in Figure 2

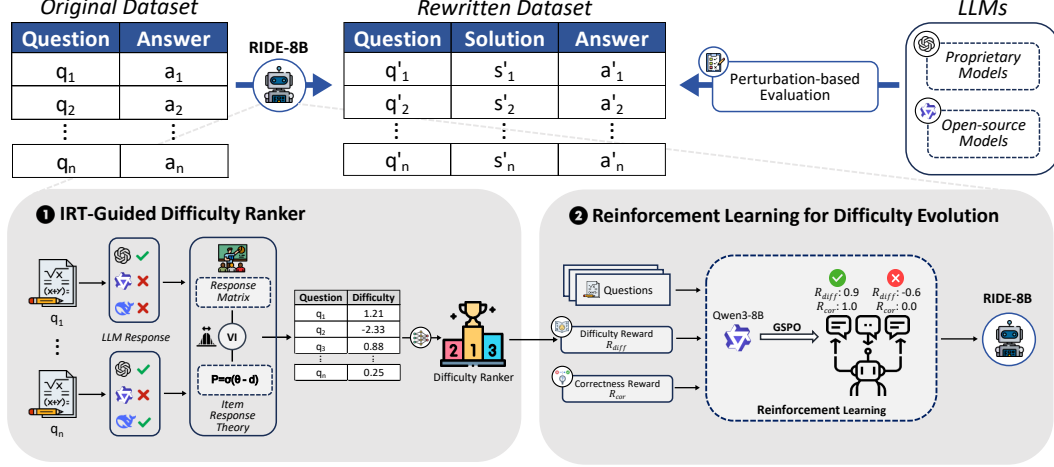


Figure 2: The overall architecture of RIDE.

4.1 IRT-GUIDED DIFFICULTY RANKER

4.1.1 IRT PARAMETER ESTIMATION

We draw $N = 2,000$ math questions from the DeepMath dataset to construct a quiz. We then employ $M = 35$ cutting-edge LLMs with different parameter scales and architectures as students to solve these questions, thereby constructing a response matrix $\mathbf{Y} \in \{0, 1\}^{M \times N}$. Specifically, for a math question j , the response vector can be described as

$$\mathbf{v}^j = [\mathbb{I}[g^j = y_1], \mathbb{I}[g^j = y_2], \dots, \mathbb{I}[g^j = y_M]]^\top$$

Here, \mathbb{I} denotes the 0–1 indicator function, g^j denotes the ground-truth answer to the j -th question, y_i represents the response of the i -th student model. After obtaining the response vectors for all N questions, we combine them to form the response matrix \mathbf{Y} :

$$\mathbf{Y} = [\mathbf{v}^1, \mathbf{v}^2, \dots, \mathbf{v}^N]$$

As a limited number of student models is not enough to estimate IRT parameters accurately, while employing a large number of LLMs as students is computationally costly, we augment the student–response data to simulate additional student behaviors. We adopt two augmentation strategies:

- **Variational Autoencoder (VAE) method.** We mitigate the scarcity of student responses by training a VAE (Kingma & Welling, 2022) on the observed response matrix \mathbf{Y} to learn a low-dimensional manifold of student behavior. During generation, we draw a latent code \mathbf{z} from the Gaussian prior and decode it into per-question correctness probabilities $\pi(\mathbf{z})$, from which Bernoulli draws yield a synthetic student-question response vector with conditional independence across items given \mathbf{z} :

$$\mathbf{r}_{\text{VAE},j} \mid \mathbf{z} \sim \text{Bernoulli}(\pi_j(\mathbf{z})), \quad j = 1, \dots, N$$

- **Sampling method.** We simulate the responses of students by drawing from the empirical distribution observed in \mathbf{Y} . For each question j , we compute the empirical correctness rate C over the observed responses and use it as the Bernoulli success probability:

$$\mathbf{r}_{\text{Sampling},j} \sim \text{Bernoulli}(C_j), \quad j = 1, \dots, N$$

Each sampled \mathbf{r}_{VAE} and $\mathbf{r}_{\text{Sampling}}$ is then appended as a new student row to \mathbf{Y} .

These methods let us synthesize student-item response vectors that respect observed item statistics and student tendencies. We concatenate the synthetic responses \mathbf{r}_{VAE} and $\mathbf{r}_{\text{Sampling}}$ with the originals to form an augmented matrix $\tilde{\mathbf{Y}} \in \{0, 1\}^{M+S+T, N}$:

$$\tilde{\mathbf{Y}} = \begin{bmatrix} \mathbf{Y} \\ \mathbf{R}_{\text{VAE}} \\ \mathbf{R}_{\text{Sampling}} \end{bmatrix}, \quad \mathbf{R}_{\text{VAE}} = [\mathbf{r}_{\text{VAE}}^1, \dots, \mathbf{r}_{\text{VAE}}^S]^\top, \quad \mathbf{R}_{\text{Sampling}} = [\mathbf{r}_{\text{Sampling}}^1, \dots, \mathbf{r}_{\text{Sampling}}^T]^\top$$

S and T denote the number of synthetic students by VAE and sampling, respectively. Then the modeling ability of IRT calibration for question difficulties can be improved. We perform IRT parameter estimation based on the response matrix $\tilde{\mathbf{Y}}$. Following the parameter estimation method described in Section 3, we obtain an IRT-estimated difficulty d for each question and construct N question-difficulty pairs (q, d) for training the difficulty ranker, where q denotes the question.

4.1.2 PAIRWISE DIFFICULTY RANKER

In traditional IRT, estimating the difficulty of a new question requires collecting fresh student response data. To endow IRT difficulty estimation with generalization to unseen questions, we adopt an amortized approach (Truong et al., 2025), which extracts content features via an embedding model and learn a mapping from question content to difficulty value. However, due to the domain-specific symbolic semantics of math questions (Mirzadeh et al., 2025), directly regressing from embeddings to a scalar difficulty may result in unreliable performance. Therefore, instead of regressing the difficulty value, we frame the task as a pairwise ranking question, training a ranker to identify the more difficult question from a pair of question embeddings. We use OpenAI’s text-embedding-3-large¹ model to obtain embedding vectors for each question-difficulty pair (q, d) , creating N question-embedding-difficulty triplets as (q, e, d) . We then group these pairs by fine-grained topics (Gao et al., 2025) like algebra, geometry, and so on. Within each subcategory, ranking data are generated by forming pairwise combinations of questions. Specifically, for any two questions (q_i, q_j) within the same subcategory, we create the ordered pair (e_i, e_j, r_{ij}) and its symmetric counterpart $(e_j, e_i, 1 - r_{ij})$ to reduce positional bias, where r_{ij} denotes to the ranking label: it equals to 1 if the question i ’s difficulty d_i exceeds the question j ’s difficulty d_j , and 0 otherwise. To account for the influence of the magnitude gap between difficulty scores d , we assign a weight to each ranking pair. For (e_j, e_i, r_{ij}) , the weight is $w_{ij} = \sqrt{|d_i - d_j|}$. We use these pairwise samples to train a multilayer perceptron (MLP) as the difficulty ranker. The input \mathbf{x} of MLP is a fusion of absolute and relative features, which is concatenated as:

$$\mathbf{x}_{ij} = (e_i \parallel e_j \parallel |e_i - e_j| \parallel |e_i - e_j|)$$

Weighted binary cross-entropy loss is used as the optimization target to train an MLP with hyperparameter ϕ . The MLP ranker outputs the logit and then calculated $p(i, j)$, which measures the probability that question i is more difficult than question j :

$$p(i, j) = \sigma(\text{MLP}_\phi(\mathbf{x}_{ij}))$$

$$\mathcal{L}_{\text{BCE}} = \frac{1}{|\mathcal{B}|} \sum_{(i, j) \in \mathcal{B}} w_{ij} \left(-r_{ij} \log p(i, j) - (1 - r_{ij}) \log(1 - p(i, j)) \right)$$

p_{ij} will be used to form the difficulty reward for rewriting questions in reinforcement learning.

4.2 REINFORCEMENT LEARNING FOR DIFFICULTY EVOLUTION

We use Qwen3-8B (Team, 2025) as the base model and train a math question rewriting model via Supervised Fine-Tuning (SFT) and Reinforcement Learning (RL). The SFT stage primarily serves as a cold start, which equips the base model with an initial ability to rewrite original math questions q into more difficult ones q' and standardizes the output format. We curate 2,000 high-quality rewritten questions \mathcal{D} by distilling and filtering GPT-5-mini² outputs, and used this corpus to perform full-parameter fine-tuning of Qwen3-8B:

$$\theta_{\text{SFT}} \leftarrow \underset{\theta}{\operatorname{argmin}} \mathbb{E}_{(q, q') \in \mathcal{D}} \left[-\log(\mathcal{P}_\theta(q' \mid q)) \right]$$

¹<https://platform.openai.com/docs/models/text-embedding-3-large>

²<https://openai.com/>

θ denotes to the original parameter of the base model and θ_{SFT} denotes to the new parameter after full-parameter fine-tuning.

In the RL stage, we use the Group Sequence Policy Optimization (GSPO) algorithm (Zheng et al., 2025) for optimization. Starting from SFT model with parameter θ_{SFT} , for each q we sample a group $\mathcal{G}(q) = \{q'_k\}_{k=1}^K \sim \mathcal{P}_\theta(\cdot|q)$ with group size K , compute rewards $R(q, q'_k)$ and group-normalized advantages, and update model parameter θ with GSPO. Our rewards consist of:

- **Difficulty Reward.** The difficulty reward measures whether the rewritten question is more difficult than the original. We obtain embedding vectors e and e' for the original question q and its rewrite q' , respectively, and concatenate them as the input to the difficulty ranker. The ranker returns $p(q', q)$ and its reverse $p(q, q')$, which respectively describe the probabilities that q' is harder than q and vice versa. The difficulty reward is defined as:

$$R_{\text{diff}} = p(q', q) - p(q, q')$$

- **Correctness Reward.** Due to the base model’s limited reasoning ability, the rewritten questions may contain errors. We use a teacher model GPT-5-mini to verify each rewrite and output a correctness reward $R_{\text{cor}} \in \{-1, 1\}$, with -1 for incorrect and 1 for correct.
- **Keyword and Length Reward.** To enforce a parsable format and penalize overly verbose rewrites, we add auxiliary keyword and length rewards R_{key} with small coefficients to avoid overshadowing difficulty and correctness rewards.

Given reward weights α , β , and γ , the final reward R is defined as their weighted sum. For each q with samples $\mathcal{G}(q) = \{q'_k\}_{k=1}^K$, let $R_k \equiv R(q, q'_k)$ and compute advantage A_k :

$$R = \alpha R_{\text{diff}} + \beta R_{\text{cor}} + \gamma R_{\text{key}}, \quad A_k = \frac{R_k - \frac{1}{K} \sum_{k=1}^K R_k}{\text{std}(R_{1:K})},$$

where $\text{std}(R_{1:K})$ denotes the standard deviation over the group $\{R_i\}_{i=1}^K$. Let θ_{old} be the policy for sampling $\mathcal{G}(q)$, initialized as θ_{SFT} and updated online to θ . The sequence-level importance ratio:

$$\rho_k(\theta) = \left(\frac{\mathcal{P}_\theta(q'_k | q)}{\mathcal{P}_{\theta_{\text{old}}}(q'_k | q)} \right)^{1/|q'_k|} = \exp \left(\frac{1}{|q'_k|} \sum_{t=1}^{|q'_k|} \log \frac{\pi_\theta(q'_{k,t} | q, q'_{k,<t})}{\pi_{\theta_{\text{old}}}(q'_{k,t} | q, q'_{k,<t})} \right)$$

Here, t indexes positions in the generated response q'_k ; $q'_{k,t}$ denotes the t -th response token and $q'_{k,<t}$ is its prefix. The normalization length $|q'_k|$ counts response tokens only, and accordingly $\log \mathcal{P}_\theta(q'_k | q)$ is computed as the sum of token-level log probabilities over those response positions. We maximize the clipped surrogate:

$$\mathcal{L}_{\text{GSPO}}(\theta) = \mathbb{E}_{q \in \mathcal{D}} \left[\frac{1}{K} \sum_{k=1}^K \min(\rho_k(\theta) A_k, \text{clip}(\rho_k(\theta), 1 - \varepsilon, 1 + \varepsilon) A_k) \right]$$

At iteration i , we set $\theta_{\text{old}} = \theta^{(i)}$; for each source question q , we sample a group $\mathcal{G}(q)$ and compute the component rewards R_{diff} , R_{cor} , R_{key} and their mixture R , form the group-normalized advantages A_k , and then update the parameters by maximizing the GSPO surrogate:

$$\theta^{(i+1)} = \arg \max_{\theta} \mathcal{L}_{\text{GSPO}}(\theta)$$

Once the reward converges, we obtain our final difficulty-aware math rewriting model **RIDE-8B**.

Considering that existing mathematical datasets may not provide complete solutions, we only take the original question q_{original} and its answer a_{original} from benchmarks or training data as input. The corresponding prompt is shown in Appendix B.3. Instead of prescribing specific rules, the prompt provides high-level guidance for increasing difficulty, allowing the model to freely rewrite questions, thereby creating unpredictable paths of difficulty progression. Subsequently, we take the prompt context as input into RIDE-8B, which infers the rewritten question q_{rewrite} , solution s_{rewrite} , and answer a_{rewrite} :

$$(q_{\text{original}}, a_{\text{original}}) \xrightarrow{\text{RIDE-8B}} (q_{\text{rewrite}}, s_{\text{rewrite}}, a_{\text{rewrite}}).$$

Including the solution s_{rewrite} as a part of rewriting output not only strengthens the consistency between the rewritten question and its answer but also serves as a chain-of-thought signal, which can facilitate further training of models to improve their mathematical reasoning ability.

5 EXPERIMENT

5.1 EXPERIMENT SETUP

We use our rewriting model **RIDE-8B** to perform multi-round difficulty evolution on the competition-level mathematical-reasoning benchmarks AMC-23 and AIME-24, which contain 40 and 30 questions, respectively. Using GPT-5, we filter out questions that are unsolvable or have incorrect answers to construct the final perturbed benchmarks **RIDE-AMC** and **RIDE-AIME**, which are further manually corrected to ensure answer accuracy, with annotators holding at least a bachelor’s degree. We evaluate the pass@1 performance of cutting-edge open-source and proprietary models in the zero-shot setting. In addition, we extract data from the DeepMath dataset for rewriting, and after filtering with DeepSeek-V3.1 (DeepSeek-AI, 2024), we obtain 10K high-quality mathematical reasoning samples, referred to as **RIDE-DeepMath**, which serve as training data to improve the models’ ability for mathematical reasoning.

5.2 MAIN RESULTS

We evaluate 23 LLMs comprising 8 proprietary models (including GPT-5 and Grok-4) and 15 open-source models (including DeepSeek-V3.1 and Kimi-K2-Instruct (Team et al., 2025)), spanning parameter counts from 0.6B to 1TB and covering multiple model series. We report pass@1 performance on the original AMC-23 and AIME-24 benchmarks, and then apply the same prompts to our perturbed benchmarks, RIDE-AMC and RIDE-AIME, again recording pass@1 performance. To quantify robustness, we compute the performance drop rate (PDR) (Li et al., 2024):

$$\text{PDR} = 1 - \frac{\frac{1}{|\mathcal{D}_a|} \sum_{(x,y) \in \mathcal{D}_a} \mathbb{I}[\text{LM}(x) = y]}{\frac{1}{|\mathcal{D}|} \sum_{(x,y) \in \mathcal{D}} \mathbb{I}[\text{LM}(x) = y]},$$

where x and y denote the question and the corresponding answer, respectively, \mathcal{D} is the original benchmark (AMC-23 or AIME-24), \mathcal{D}_a is the corresponding perturbed benchmark (RIDE-AMC or RIDE-AIME), $\text{LM}(\cdot)$ is the model’s prediction, and $\mathbb{I}[\cdot]$ is the indicator function. Lower PDR indicates greater robustness. Results are presented in Table 1.

Model	Params	AIME-24	RIDE-AIME	PDR (↓%)	AMC-23	RIDE-AMC	PDR (↓%)
<i>Proprietary Models</i>							
Claude-4-Sonnet	-	40.00	36.67	8.32	85.00	82.50	2.94
Claude-4.1-Opus	-	53.33	36.67	31.24	87.50	82.50	5.71
Gemini-2.0-Flash	-	30.00	30.00	0.00	85.00	80.00	5.88
Gemini-2.5-Pro	-	90.00	90.00	0.00	100.00	100.00	0.00
GPT-3.5-turbo	-	10.00	3.33	66.70	55.00	50.00	9.09
GPT-o3-mini	-	76.67	76.67	0.00	100.00	97.50	2.50
GPT-5	-	93.33	86.67	7.14	100.00	100.00	0.00
Grok-4	-	100.00	96.67	3.33	100.00	95.00	5.00
<i>Open-source Models</i>							
DeepSeek-V3.1	671B	60.00	56.67	5.55	87.50	85.00	2.86
DeepSeek-V3.1-Thinking	671B	93.33	83.33	10.71	100.00	100.00	0.00
GLM-4.5	355B	93.33	80.00	14.28	100.00	92.50	7.50
Kimi-K2-Instruct	1TB	73.33	56.67	22.72	90.00	85.00	5.56
Llama2-70B	70B	26.67	3.33	87.51	40.00	30.00	25.00
Llama3.1-70B	70B	20.00	6.67	66.65	47.50	30.00	36.84
Llama3.1-405B	405B	23.33	6.67	71.41	47.50	35.00	26.32
Llama4-Scout	109B	30.00	3.33	88.90	57.50	45.00	21.74
Mistral-large	123B	30.00	20.00	33.33	70.00	60.00	14.29
Qwen2.5-7B	7B	10.00	10.00	0.00	50.00	30.00	40.00
Qwen2.5-Math-7B	7B	16.67	3.33	80.02	60.00	32.50	45.83
Qwen2.5-Math-72B	72B	26.67	10.00	62.50	70.00	60.00	14.29
Qwen2.5-72B	72B	16.67	10.00	40.01	70.00	52.50	25.00
Qwen3-0.6B	0.6B	10.00	3.33	66.70	37.50	20.00	46.67
Qwen3-30B-A3B	30B	83.33	80.00	4.00	80.00	72.50	9.38

Table 1: Comparison of the model’s pass@1 performance before and after benchmark perturbation. After benchmark perturbation, most models show a significant performance drop. The top-3 models with the largest average performance decline are highlighted in blue.

For AMC-23 and RIDE-AMC we use Qwen3’s non-thinking mode, whereas for AIME-24 and RIDE-AIME we use Qwen3’s thinking mode. Results show that our difficulty evolution perturbation

Original Question: A bag contains 100 unique marbles. With replacement, you pick 10 marbles at a time, at random. How many times must you pick the marbles to have a **95%** probability of having seen every unique marble at least once?

Original Answer: 76

Rewritten Question: A bag contains 100 unique marbles. You repeatedly draw 10 marbles uniformly at random from the bag, record the set of distinct marbles seen in that draw, and then return those 10 marbles to the bag. You do this many independent times. Approximate the smallest number of such draws required so that the probability of having seen every unique marble at least once is at least **0.99**. Use the Poisson approximation for the coupon collector problem (i.e., approximate the probability that a particular marble has not been seen after n draws by $e^{-n \cdot p}$ where $p = 10/100$ is the probability of seeing that marble in a single draw), and then apply the union bound to obtain a conservative estimate. Give a numerical answer.

Rewritten Answer: 93

Figure 3: Case study for our method. The original question is sampled from DeepMath dataset, and rewritten question is the corresponding rewritten version in RIDE-DeepMath.

method leads to performance drops in the vast majority of both proprietary and open-source models, even state-of-the-art models including GPT-5 and DeepSeek-V3.1-Thinking exhibit declines, which shows the validation of our method. On the more challenging benchmark AIME-24, the average PDR is higher than on AMC-23. Across all models, the mean PDR reached 21.73%. From the model perspective, proprietary models generally have lower PDRs, indicating better robustness. Open-source models showed substantial variation, and several LLaMA and Qwen series models suffered large declines, with the highest PDR reaching 88.90%.

5.3 CASE STUDY

Figure 3 illustrates the rewritten question. The original question is a classic coupon collector question with replacement. The rewritten question (1) clarifies the “pick 10 marbles at a time with replacement” procedure without changing the core idea; (2) raises the target success probability from 95% to 99%, increasing the required trials; and (3) requires using the Poisson approximation and the union bound, increasing restrictions and shifting the solution from exact combinatorial counting to multi-step reasoning. From this example, we can see that without explicitly stating a specific rule, our method rewrites the question by modifying the wording, values, and conditions. This raises the difficulty while maintaining the same core concept being tested.

5.4 ANALYSIS

In this subsection, we will conduct more experiments to further explore and analyze the effectiveness and impact of our method.

Win Rate Comparison of RIDE and Rule-based Method. Following GSM-Plus (Li et al., 2024), we use Qwen3-8B to generate perturbed AMC-23 data with the same prompting strategy. To evaluate rewrite quality, we design prompts assessing completeness, clarity, conceptual consistency, structural perturbations, and avoidance of shortcuts (Appendix B.3). GPT-5 acts as an evaluator to compare rule-perturbed questions with RIDE-AMC and judge each pair twice with swapped order to mitigate position bias. We compute two win rate metrics: (1) Average win rate—the proportion of times a method is selected across both evaluations; (2) Consistent win rate—the proportion of questions where a method is selected in both evaluations. We run three rounds and report average results. As shown in Table 2, our method significantly outperforms the rule-based approach on both metrics, demonstrating that RIDE rewrites achieve higher quality.

Method	Dataset	Average	Consistent
Rule-based	AMC-23	40.83	28.33
RIDE	AMC-23	58.75	48.33
Rule-based	AIME-24	36.67	28.89
RIDE	AIME-24	63.33	55.56

Table 2: Win rate comparison of the rule-based method and RIDE. Average win rate measures selections across both judgments, while consistent win rate measures questions won in both judgments.

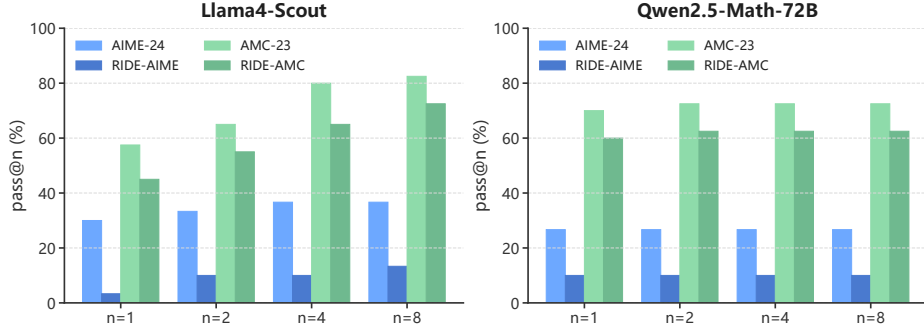


Figure 4: Comparison of pass@n performance before and after benchmark perturbation.

Model	Params	AIME-25
GPT-4o	-	13.33
Qwen3-0.6B	0.6B	3.33
Qwen3-0.6B-Thinking	0.6B	10.00
RIDE-Qwen-0.6B	0.6B	20.00
Qwen3-1.7B	1.7B	6.67
Qwen3-4B	4B	23.33
Gemma3-4B-It	4B	13.33
RIDE-Gemma3-4B	4B	20.00
Qwen2.5-Math-7B	7B	6.67
Qwen2.5-Math-72B	72B	13.33
Qwen3-30B-A3B	30B	23.33

Table 3: Pass@1 performance comparison on AIME-25 benchmark. Models trained with reinforcement learning on our augmented rewritten data achieve higher performance than the corresponding base models.

Model	Method	Data Augmentation		AUC-ROC
		VAE	Sampling	
1-PL	VI	-	-	89.81
1-PL	VI	✓	-	91.01
1-PL	VI	-	✓	91.06
1-PL	VI	✓	✓	91.29
1-PL	MCMC	-	-	89.81
2-PL	VI	-	-	85.18
2-PL	VI	✓	✓	86.56
3-PL	VI	-	-	90.76
3-PL	VI	✓	✓	91.01

Table 4: Comparison of different IRT models and methods. VI denotes Variational Inference and MCMC denotes Markov Chain Monte Carlo. We select the method combination with the highest AUC-ROC as IRT parameter estimation approach.

Pass@n Performance. To verify the stability of our method against model performance perturbations, we evaluate Qwen2.5-Math-72B and Llama-4-Scout on AIME-24, AMC-23, and their perturbed RIDE-AIME and RIDE-AMC using pass@n ($n = 1, 2, 4, 8$). Results (Figure 4) show that accuracy improves as n increases, but performance on perturbed benchmarks remains notably lower, confirming the stability of our method in testing robustness. Moreover, Qwen2.5-Math-72B exhibits greater stability, with a relatively small gap between its pass@1 and pass@8 scores.

Data Augmentation For Training Data. Our method also serves as an effective data augmentation strategy for mathematical reasoning. Using RIDE-8B, we applied difficulty-evolution rewriting to the DeepMath dataset and filtered incorrect samples with DeepSeek-V3.1, yielding **RIDE-DeepMath** with over 10K examples. Without SFT, we trained Qwen3-0.6B and Gemma3-4B-It via reinforcement learning with GSPO, producing **RIDE-Qwen-0.6B** and **RIDE-Gemma-4B**. Results (Table 3) show that models trained with reinforcement learning on our data achieve improvements over their base models. In particular, RIDE-Qwen-0.6B and RIDE-Gemma3-4B have surpassed GPT-4o and Qwen2.5-Math-72B, and are close to Qwen3-4B in the non-thinking mode.

Effect of IRT models. We compare different IRT models and data augmentation methods for question difficulty estimation. The 2-PL model adds a discrimination parameter to the 1-PL, while the 3-PL further introduces a guessing parameter. We randomly mask 20% of the response matrix for augmentation and model fitting, and evaluated performance using AUC-ROC. As shown in Table 4, augmentation generally improves prediction accuracy, confirming its effectiveness. Given the high cost of MCMC, we ultimately adopt the 1-PL model with both augmentation methods and VI for parameter estimation, achieving a balance between accuracy and efficiency. Detailed results and the effect of the difficulty ranker are provided in Appendix C.

Statistics of Different Rewriting Models. We train RIDE-1.7B/4B based on Qwen3-1.7B/4B and keep SFT checkpoints (RIDE-1.7B-SFT, RIDE-4B-SFT, RIDE-8B-SFT) to disentangle SFT from RL effects. The questions rewritten by each model are evaluated in terms of generation time, token

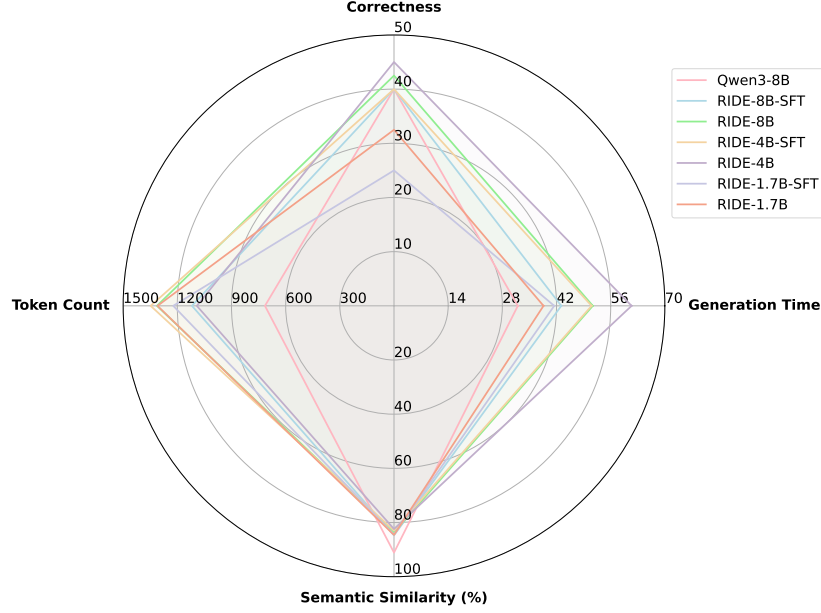


Figure 5: Statics of average token count, average inference time, correct rate and cosine similarity across different models.

count, correctness, and semantic similarity. Results (Figure 5) show that compared with Qwen3-8B, both SFT and RL models produce longer outputs and run slower, indicating that rewriting expands question statements and solutions. Semantic similarity drops slightly, reflecting greater diversity while remaining close to the original questions. RL improves correctness over both the base and SFT-only models and RIDE-8B/4B achieve markedly higher correctness than RIDE-1.7B, suggesting that parameter scale benefits correctness, while the difference between 4B and 8B is small, implying limited scale effects in this range.

6 CONCLUSION

In this paper, we propose a question rewriting framework based on difficulty evolution. The method estimates question difficulty using IRT, then trains a difficulty ranker to provide a difficulty reward signal, guiding reinforcement learning for the rewriting model. Experiments show that our method causes significant performance drops in 26 LLMs, validating its effectiveness and robustness in adversarial perturbation. Our method outperforms traditional rule-based perturbations and can be applied for training data augmentation. Further analyses confirm its effectiveness, offering a new perspective on robust evaluation from the view of “question difficulty”.

ETHICS STATEMENT

All data used in this work are from publicly available open source datasets under their respective licenses. For IRT modeling, we rely exclusively on responses generated by LLMs, and no real student data or personally identifiable information is used. Our method is designed only to rewrite mathematical questions and does not attempt to infer or profile individuals.

REPRODUCIBILITY STATEMENT

All our source code will be submitted in the Supplementary Materials, along with an explanation to facilitate reviewers in reproducing our work. The hyperparameter setup is introduced in Appendix B.2. We will also open source our mathematical question rewriting models RIDE-4B and RIDE-8B, our perturbation benchmarks RIDE-AMC and RIDE-AIME, and our augmented training data RIDE-DeepMath.

REFERENCES

- Iz Beltagy, Matthew E. Peters, and Arman Cohan. Longformer: The long-document transformer, 2020. URL <https://arxiv.org/abs/2004.05150>.
- David M. Blei, Alp Kucukelbir, and Jon D. McAuliffe. Variational inference: A review for statisticians. *Journal of the American Statistical Association*, 112, 2017.
- Shuaichen Chang, Jun Wang, Mingwen Dong, Lin Pan, Henghui Zhu, Alexander Hanbo Li, Wuwei Lan, Sheng Zhang, Jiarong Jiang, Joseph Lilien, Steve Ash, William Yang Wang, Zhiguo Wang, Vittorio Castelli, Patrick Ng, and Bing Xiang. Dr.spider: A diagnostic evaluation benchmark towards text-to-sql robustness, 2023. URL <https://arxiv.org/abs/2301.08881>.
- Ching Han Chen and Ming Fang Shiu. Kaqg: A knowledge-graph-enhanced rag for difficulty-controlled question generation. May 2025. doi: 10.36227/techrxiv.174681425.54614303/v1. URL <http://dx.doi.org/10.36227/techrxiv.174681425.54614303/v1>.
- Jianlv Chen, Shitao Xiao, Peitian Zhang, Kun Luo, Defu Lian, and Zheng Liu. Bge m3-embedding: Multi-lingual, multi-functionality, multi-granularity text embeddings through self-knowledge distillation, 2024. URL <https://arxiv.org/abs/2402.03216>.
- Yunxiao Chen, Xiaoou Li, Jingchen Liu, and Zhiliang Ying. Item response theory – a statistical framework for educational and psychological measurement, 2021. URL <https://arxiv.org/abs/2108.08604>.
- Karl Cobbe, Vineet Kosaraju, Mohammad Bavarian, Mark Chen, Heewoo Jun, Lukasz Kaiser, Matthias Plappert, Jerry Tworek, Jacob Hilton, Reiichiro Nakano, Christopher Hesse, and John Schulman. Training verifiers to solve math word problems, 2021. URL <https://arxiv.org/abs/2110.14168>.
- DeepSeek-AI. Deepseek-v3 technical report, 2024. URL <https://arxiv.org/abs/2412.19437>.
- DeepSeek-AI, Daya Guo, Dejian Yang, Haowei Zhang, Junxiao Song, Ruoyu Zhang, Runxin Xu, Qihao Zhu, Shirong Ma, Peiyi Wang, Xiao Bi, Xiaokang Zhang, Xingkai Yu, Yu Wu, Z. F. Wu, Zhibin Gou, Zhihong Shao, Zhuoshu Li, Ziyi Gao, Aixin Liu, Bing Xue, Bingxuan Wang, Bochao Wu, Bei Feng, Chengda Lu, Chenggang Zhao, Chengqi Deng, Chenyu Zhang, Chong Ruan, Damai Dai, Deli Chen, Dongjie Ji, Erhang Li, Fangyun Lin, Fucong Dai, Fuli Luo, Guangbo Hao, Guanting Chen, Guowei Li, H. Zhang, Han Bao, Hanwei Xu, Haocheng Wang, Honghui Ding, Huajian Xin, Huazuo Gao, Hui Qu, Hui Li, Jianzhong Guo, Jia Shi Li, Jiawei Wang, Jingchang Chen, Jingyang Yuan, Junjie Qiu, Junlong Li, J. L. Cai, Jiaqi Ni, Jian Liang, Jin Chen, Kai Dong, Kai Hu, Kaige Gao, Kang Guan, Kexin Huang, Kuai Yu, Lean Wang, Lecong Zhang, Liang Zhao, Litong Wang, Liyue Zhang, Lei Xu, Leyi Xia, Mingchuan Zhang, Minghua Zhang, Minghui Tang, Meng Li, Miaojuan Wang, Mingming Li, Ning Tian, Panpan Huang, Peng Zhang, Qiancheng Wang, Qinyu Chen, Qiushi Du, Ruiqi Ge, Ruisong Zhang, Ruizhe Pan, Runji Wang,

- R. J. Chen, R. L. Jin, Ruyi Chen, Shanghao Lu, Shangyan Zhou, Shanhuang Chen, Shengfeng Ye, Shiyu Wang, Shuiping Yu, Shunfeng Zhou, Shuting Pan, S. S. Li, Shuang Zhou, Shaoqing Wu, Shengfeng Ye, Tao Yun, Tian Pei, Tianyu Sun, T. Wang, Wangding Zeng, Wanjia Zhao, Wen Liu, Wenfeng Liang, Wenjun Gao, Wenqin Yu, Wentao Zhang, W. L. Xiao, Wei An, Xiaodong Liu, Xiaohan Wang, Xiaokang Chen, Xiaotao Nie, Xin Cheng, Xin Liu, Xin Xie, Xingchao Liu, Xinyu Yang, Xinyuan Li, Xuecheng Su, Xuheng Lin, X. Q. Li, Xiangyue Jin, Xiaojin Shen, Xiaosha Chen, Xiaowen Sun, Xiaoxiang Wang, Xinnan Song, Xinyi Zhou, Xianzu Wang, Xinxia Shan, Y. K. Li, Y. Q. Wang, Y. X. Wei, Yang Zhang, Yanhong Xu, Yao Li, Yao Zhao, Yaofeng Sun, Yaohui Wang, Yi Yu, Yichao Zhang, Yifan Shi, Yiliang Xiong, Ying He, Yishi Piao, Yisong Wang, Yixuan Tan, Yiyang Ma, Yiyuan Liu, Yongqiang Guo, Yuan Ou, Yudian Wang, Yue Gong, Yuheng Zou, Yujia He, Yunfan Xiong, Yuxiang Luo, Yuxiang You, Yuxuan Liu, Yuyang Zhou, Y. X. Zhu, Yanhong Xu, Yanping Huang, Yaohui Li, Yi Zheng, Yuchen Zhu, Yunxian Ma, Ying Tang, Yukun Zha, Yuting Yan, Z. Z. Ren, Zehui Ren, Zhangli Sha, Zhe Fu, Zhean Xu, Zhenda Xie, Zhengyan Zhang, Zhewen Hao, Zhicheng Ma, Zhigang Yan, Zhiyu Wu, Zihui Gu, Zijia Zhu, Zijun Liu, Zilin Li, Ziwei Xie, Ziyang Song, Zizheng Pan, Zhen Huang, Zhipeng Xu, Zhongyu Zhang, and Zhen Zhang. Deepseek-r1: Incentivizing reasoning capability in llms via reinforcement learning, 2025. URL <https://arxiv.org/abs/2501.12948>.
- Wanyong Feng, Peter Tran, Stephen Sireci, and Andrew Lan. *Reasoning and Sampling-Augmented MCQ Difficulty Prediction via LLMs*, pp. 31–45. 07 2025. ISBN 978-3-031-98458-7. doi: 10.1007/978-3-031-98459-4_3.
- Bofei Gao, Feifan Song, Zhe Yang, Zefan Cai, Yibo Miao, Qingxiu Dong, Lei Li, Chenghao Ma, Liang Chen, Runxin Xu, Zhengyang Tang, Benyou Wang, Daoguang Zan, Shanghao-ran Quan, Ge Zhang, Lei Sha, Yichang Zhang, Xuancheng Ren, Tianyu Liu, and Baobao Chang. Omni-MATH: A universal olympiad level mathematic benchmark for large language models. In *The Thirteenth International Conference on Learning Representations*, 2025. URL <https://openreview.net/forum?id=yaqPf0KA1N>.
- Karan Goel, Nazneen Rajani, Jesse Vig, Samson Tan, Jason Wu, Stephan Zheng, Caiming Xiong, Mohit Bansal, and Christopher Ré. Robustness gym: Unifying the nlp evaluation landscape, 2021. URL <https://arxiv.org/abs/2101.04840>.
- Shahriar Golchin and Mihai Surdeanu. Time travel in llms: Tracing data contamination in large language models, 2024. URL <https://arxiv.org/abs/2308.08493>.
- Ziwei He, Tian Liang, Jiahao Xu, Qiuzhi Liu, Xingyu Chen, Yue Wang, Linfeng Song, Dian Yu, Zhenwen Liang, Wenxuan Wang, Zhuosheng Zhang, Rui Wang, Zhaopeng Tu, Haitao Mi, and Dong Yu. Deepmath-103k: A large-scale, challenging, decontaminated, and verifiable mathematical dataset for advancing reasoning. *CoRR*, abs/2504.11456, April 2025. URL <https://doi.org/10.48550/arXiv.2504.11456>.
- Yutao Hou, Zeguan Xiao, Fei Yu, Yihan Jiang, Xuetao Wei, Hailiang Huang, Yun Chen, and Guanhua Chen. Automatic robustness stress testing of llms as mathematical problem solvers, 2025. URL <https://arxiv.org/abs/2506.05038>.
- Kaixuan Huang, Jiacheng Guo, Zihao Li, Xiang Ji, Jiawei Ge, Wenzhe Li, Yingqing Guo, Tianle Cai, Hui Yuan, Runzhe Wang, Yue Wu, Ming Yin, Shange Tang, Yangsibo Huang, Chi Jin, Xinyun Chen, Chiyuan Zhang, and Mengdi Wang. Math-perturb: Benchmarking llms’ math reasoning abilities against hard perturbations, 2025. URL <https://arxiv.org/abs/2502.06453>.
- Diederik P Kingma and Max Welling. Auto-encoding variational bayes, 2022. URL <https://arxiv.org/abs/1312.6114>.
- John P. Lalor, Hao Wu, and Hong Yu. Learning latent parameters without human response patterns: Item response theory with artificial crowds. In *Proceedings of the 2019 Conference on Empirical Methods in Natural Language Processing and the 9th International Joint Conference on Natural Language Processing (EMNLP-IJCNLP)*, pp. 4249–4259, Hong Kong, China, November 2019. Association for Computational Linguistics. URL <https://aclanthology.org/D19-1434/>.

- John Patrick Lalor and Pedro Rodriguez. py-irt: A scalable item response theory library for python. *INFORMS Journal on Computing*, 35(1):5–13, January 2023. ISSN 1526-5528. URL <http://dx.doi.org/10.1287/ijoc.2022.1250>.
- Yunshi Lan, Xinyuan Li, Hanyue Du, Xuesong Lu, Ming Gao, Weining Qian, and Aoying Zhou. Survey of natural language processing for education: Taxonomy, systematic review, and future trends, 2024. URL <https://arxiv.org/abs/2401.07518>.
- Huihan Li, You Chen, Siyuan Wang, Yixin He, Ninareh Mehrabi, Rahul Gupta, and Xiang Ren. Diagnosing memorization in chain-of-thought reasoning, one token at a time, 2025. URL <https://arxiv.org/abs/2508.02037>.
- Qintong Li, Leyang Cui, Xueliang Zhao, Lingpeng Kong, and Wei Bi. GSM-plus: A comprehensive benchmark for evaluating the robustness of LLMs as mathematical problem solvers. In *Proceedings of the 62nd Annual Meeting of the Association for Computational Linguistics (Volume 1: Long Papers)*, pp. 2961–2984. Association for Computational Linguistics, August 2024. URL <https://aclanthology.org/2024.acl-long.163/>.
- Fernando Martínez-Plumed, David Castellano, Carlos Monserrat-Aranda, and José Hernández-Orallo. When ai difficulty is easy: The explanatory power of predicting irt difficulty. *Proceedings of the AAAI Conference on Artificial Intelligence*, 36(7):7719–7727, Jun. 2022. doi: 10.1609/aaai.v36i7.20739. URL <https://ojs.aaai.org/index.php/AAAI/article/view/20739>.
- Seyed Iman Mirzadeh, Keivan Alizadeh, Hooman Shahrokhi, Oncel Tuzel, Samy Bengio, and Mehrdad Farajtabar. GSM-symbolic: Understanding the limitations of mathematical reasoning in large language models. In *The Thirteenth International Conference on Learning Representations*, 2025. URL <https://openreview.net/forum?id=AjXkRZIVjB>.
- Felipe Maia Polo, Lucas Weber, Leshem Choshen, Yuekai Sun, Gongjun Xu, and Mikhail Yurochkin. tinybenchmarks: evaluating llms with fewer examples. In *ICML*, 2024. URL <https://openreview.net/forum?id=qAm13FpfhG>.
- Georg Rasch. *Probabilistic models for some intelligence and attainment tests*. ERIC, 1993.
- Jeff Rasley, Samyam Rajbhandari, Olatunji Ruwase, and Yuxiong He. Deepspeed: System optimizations enable training deep learning models with over 100 billion parameters. In *KDD*, pp. 3505–3506, 2020. URL <https://doi.org/10.1145/3394486.3406703>.
- Alexander Scarlatos, Nigel Fernandez, Christopher Ormerod, Susan Lottridge, and Andrew Lan. Smart: Simulated students aligned with item response theory for question difficulty prediction, 2025. URL <https://arxiv.org/abs/2507.05129>.
- Zhihong Shao, Peiyi Wang, Qihao Zhu, Runxin Xu, Junxiao Song, Xiao Bi, Haowei Zhang, Mingchuan Zhang, Y. K. Li, Y. Wu, and Daya Guo. Deepseekmath: Pushing the limits of mathematical reasoning in open language models, 2024. URL <https://arxiv.org/abs/2402.03300>.
- Safal Shrestha, Minwu Kim, and Keith Ross. Mathematical reasoning in large language models: Assessing logical and arithmetic errors across wide numerical ranges, 2025. URL <https://arxiv.org/abs/2502.08680>.
- Kimi Team, Yifan Bai, Yiping Bao, Guanduo Chen, Jiahao Chen, Ningxin Chen, Ruijue Chen, Yanru Chen, Yuankun Chen, Yutian Chen, Zhuofu Chen, Jialei Cui, Hao Ding, Mengnan Dong, Angang Du, Chenzhuang Du, Dikang Du, Yulun Du, Yu Fan, Yichen Feng, Kelin Fu, Bofei Gao, Hongcheng Gao, Peizhong Gao, Tong Gao, Xinran Gu, Longyu Guan, Haiqing Guo, Jianhang Guo, Hao Hu, Xiaoru Hao, Tianhong He, Weiran He, Wenyang He, Chao Hong, Yangyang Hu, Zhenxing Hu, Weixiao Huang, Zhiqi Huang, Zihao Huang, Tao Jiang, Zhejun Jiang, Xinyi Jin, Yongsheng Kang, Guokun Lai, Cheng Li, Fang Li, Haoyang Li, Ming Li, Wentao Li, Yanhao Li, Yiwei Li, Zhaowei Li, Zheming Li, Hongzhan Lin, Xiaohan Lin, Zongyu Lin, Chengyin Liu, Chenyu Liu, Hongzhang Liu, Jingyuan Liu, Junqi Liu, Liang Liu, Shaowei Liu, T. Y. Liu, Tianwei Liu, Weizhou Liu, Yangyang Liu, Yibo Liu, Yiping Liu, Yue Liu, Zhengying Liu, Enzhe

- Lu, Lijun Lu, Shengling Ma, Xinyu Ma, Yingwei Ma, Shaoguang Mao, Jie Mei, Xin Men, Yibo Miao, Siyuan Pan, Yebo Peng, Ruoyu Qin, Bowen Qu, Zeyu Shang, Lidong Shi, Shengyuan Shi, Feifan Song, Jianlin Su, Zhengyuan Su, Xinjie Sun, Flood Sung, Heyi Tang, Jiawen Tao, Qifeng Teng, Chensi Wang, Dinglu Wang, Feng Wang, Haiming Wang, Jianzhou Wang, Jiaxing Wang, Jinhong Wang, Shengjie Wang, Shuyi Wang, Yao Wang, Yejie Wang, Yiqin Wang, Yuxin Wang, Yuzhi Wang, Zhaoji Wang, Zhengtao Wang, Zhexu Wang, Chu Wei, Qianqian Wei, Wenhao Wu, Xingzhe Wu, Yuxin Wu, Chenjun Xiao, Xiaotong Xie, Weimin Xiong, Boyu Xu, Jing Xu, Jinjing Xu, L. H. Xu, Lin Xu, Suting Xu, Weixin Xu, Xinran Xu, Yangchuan Xu, Ziyao Xu, Junjie Yan, Yuzi Yan, Xiaofei Yang, Ying Yang, Zhen Yang, Zhilin Yang, Zonghan Yang, Haotian Yao, Xingcheng Yao, Wenjie Ye, Zhuorui Ye, Bohong Yin, Longhui Yu, Enming Yuan, Hongbang Yuan, Mengjie Yuan, Haobing Zhan, Dehao Zhang, Hao Zhang, Wanlu Zhang, Xiaobin Zhang, Yangkun Zhang, Yizhi Zhang, Yongting Zhang, Yu Zhang, Yutao Zhang, Yutong Zhang, Zheng Zhang, Haotian Zhao, Yikai Zhao, Huabin Zheng, Shaojie Zheng, Jianren Zhou, Xinyu Zhou, Zaida Zhou, Zhen Zhu, Weiyu Zhuang, and Xinxing Zu. Kimi k2: Open agentic intelligence, 2025. URL <https://arxiv.org/abs/2507.20534>.
- Qwen Team. Qwen3 technical report, 2025. URL <https://arxiv.org/abs/2505.09388>.
- Sang T. Truong, Yuheng Tu, Percy Liang, Bo Li, and Sanmi Koyejo. Reliable and efficient amortized model-based evaluation. In *Forty-second International Conference on Machine Learning*, 2025. URL <https://openreview.net/forum?id=HDbWrsgkB9>.
- Zain Ul Abedin, Shahzeb Qamar, Lucie Flek, and Akbar Karimi. ArithmAttack: Evaluating robustness of LLMs to noisy context in math problem solving. In *Proceedings of the The First Workshop on LLM Security (LLMSEC)*, pp. 48–53, Vienna, Austria, August 2025. Association for Computational Linguistics. URL <https://aclanthology.org/2025.llmsec-1.5/>.
- Clara Vania, Phu Mon Htut, William Huang, Dhara Mungra, Richard Yuanzhe Pang, Jason Phang, Haokun Liu, Kyunghyun Cho, and Samuel R. Bowman. Comparing test sets with item response theory, 2021. URL <https://arxiv.org/abs/2106.00840>.
- Leandro von Werra, Younes Belkada, Lewis Tunstall, Edward Beeching, Tristan Thrush, Nathan Lambert, Shengyi Huang, Kashif Rasul, and Quentin Gallouédec. Trl: Transformer reinforcement learning. <https://github.com/huggingface/trl>, 2020.
- Mingqi Wu, Zhihao Zhang, Qiaole Dong, Zhiheng Xi, Jun Zhao, Senjie Jin, Xiaoran Fan, Yuhao Zhou, Huijie Lv, Ming Zhang, Yanwei Fu, Qin Liu, Songyang Zhang, and Qi Zhang. Reasoning or memorization? unreliable results of reinforcement learning due to data contamination, 2025. URL <https://arxiv.org/abs/2507.10532>.
- Boyang Xue, Qi Zhu, Rui Wang, Sheng Wang, Hongru Wang, Fei Mi, Yasheng Wang, Lifeng Shang, Qun Liu, and Kam-Fai Wong. Reliablemath: Benchmark of reliable mathematical reasoning on large language models, 2025. URL <https://arxiv.org/abs/2507.03133>.
- An Yang, Beichen Zhang, Binyuan Hui, Bofei Gao, Bowen Yu, Chengpeng Li, Dayiheng Liu, Jianhong Tu, Jingren Zhou, Junyang Lin, Keming Lu, Mingfeng Xue, Runji Lin, Tianyu Liu, Xingzhang Ren, and Zhenru Zhang. Qwen2.5-math technical report: Toward mathematical expert model via self-improvement, 2024. URL <https://arxiv.org/abs/2409.12122>.
- Bo Yang, Qingping Yang, Yingwei Ma, and Runtao Liu. Utmath: Math evaluation with unit test via reasoning-to-coding thoughts, 2025a. URL <https://arxiv.org/abs/2411.07240>.
- Yuli Yang, Hiroaki Yamada, and Takenobu Tokunaga. Evaluating robustness of LLMs to numerical variations in mathematical reasoning. In *The Sixth Workshop on Insights from Negative Results in NLP*, pp. 171–180, Albuquerque, New Mexico, May 2025b. Association for Computational Linguistics. doi: 10.18653/v1/2025.insights-1.16. URL <https://aclanthology.org/2025.insights-1.16/>.
- Jianxing Yu, Shiqi Wang, Hanjiang Lai, Wenqing Chen, Yanghui Rao, Qinliang Su, and Jian Yin. Generating commonsense reasoning questions with controllable complexity through multi-step structural composition. In *Proceedings of the 31st International Conference on Computational Linguistics*, pp. 2261–2276, Abu Dhabi, UAE, January 2025. Association for Computational Linguistics. URL <https://aclanthology.org/2025.coling-main.155/>.

Hugh Zhang, Jeff Da, Dean Lee, Vaughn Robinson, Catherine Wu, Will Song, Tiffany Zhao, Pranav Raja, Charlotte Zhuang, Dylan Slack, Qin Lyu, Sean Hendryx, Russell Kaplan, Michele Lunati, and Summer Yue. A careful examination of large language model performance on grade school arithmetic, 2024. URL <https://arxiv.org/abs/2405.00332>.

Chujie Zheng, Shixuan Liu, Mingze Li, Xiong-Hui Chen, Bowen Yu, Chang Gao, Kai Dang, Yuqiong Liu, Rui Men, An Yang, Jingren Zhou, and Junyang Lin. Group sequence policy optimization, 2025. URL <https://arxiv.org/abs/2507.18071>.

Yaowei Zheng, Richong Zhang, Junhao Zhang, Yanhan Ye, and Zheyang Luo. LlamaFactory: Unified efficient fine-tuning of 100+ language models. In *Proceedings of the 62nd Annual Meeting of the Association for Computational Linguistics (Volume 3: System Demonstrations)*, pp. 400–410, Bangkok, Thailand, August 2024. Association for Computational Linguistics. URL <https://aclanthology.org/2024.acl-demos.38/>.

Zihao Zhou, Shudong Liu, Maizhen Ning, Wei Liu, Jindong Wang, Derek F. Wong, Xiaowei Huang, Qiufeng Wang, and Kaizhu Huang. Is your model really a good math reasoner? evaluating mathematical reasoning with checklist, 2024. URL <https://arxiv.org/abs/2407.08733>.

A THE USE OF LLMs

In the experimental phase, LLMs are mainly used in the following aspects:

- **As base models:** For example, our question rewriting model RIDE-8B is training upon Qwen3-8B.
- **As data filter:** We employ GPT-5 and DeepSeek-V3.1 to filter out questions that are unsolvable or have incorrect answers.
- **As evaluators:** During the reinforcement learning stage, we use GPT-5-mini to provide correctness rewards. Besides, GPT-5 serves as a teacher model to judge the win rate between two rewritten questions.
- **As evaluated models:** We evaluate the feasibility of our proposed method for difficulty-evolution robust perturbations on 26 LLMs.

In the non-experimental phase, LLMs are applied, including:

- **Code assistance:** Using GPT-5 for environment setup, code debugging, and partial script development. The LLMs-related code has been rigorously reviewed by humans.
- **File processing:** Using GPT-5 to handle files in formats such as JSON, and summarize some results in training logs.
- **Paper writing support:** Leveraging GPT-5 for grammar checking and polishing to improve accuracy and quality of academic writing.

B EXPERIMENTAL SETUP

B.1 IMPLEMENTATION DETAILS

We use the API interface provided by OpenAI to call models and obtain the response matrix of LLMs (for the GLM series, we use the ZHIPU interface). The size of the response matrix is 35×2000 . We perform IRT parameter estimation through *py-irt* (Lalor & Rodriguez, 2023). The statistics of each student model’s performance is shown in Figure 6, along with the accuracy and estimated ability θ are shown in Table 5.

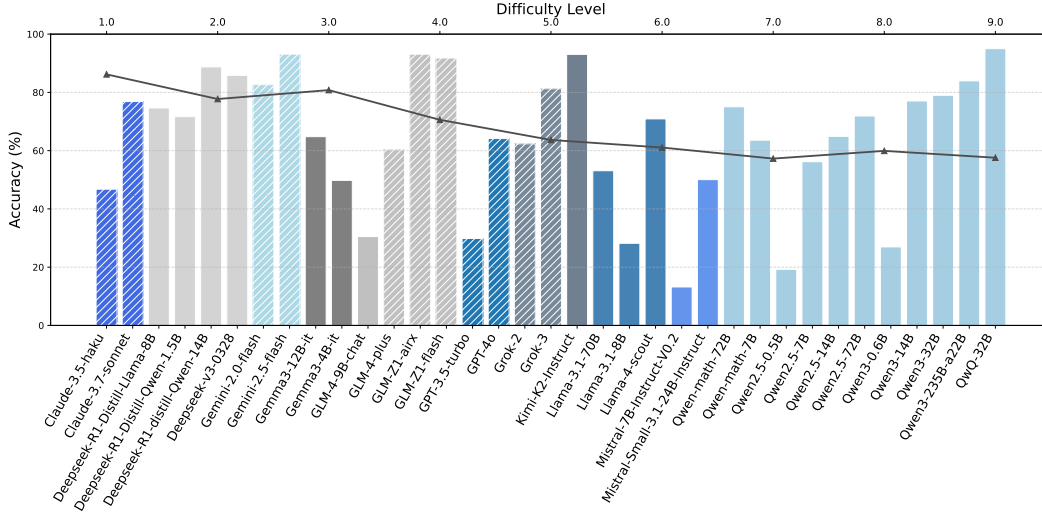


Figure 6: Statistics of each student model’s performance. Difficulty Level is given by DeepMath Dataset.

In the SFT stage, we use the *LLaMA-Factory* (Zheng et al., 2024) framework for training, with a dataset of 2,000 rewritten mathematical questions distilled from GPT-5-mini. In the reinforcement

Model	Parameter	Pass@1 (%)	θ
Claude-3.5-haku	-	46.75	-1.132
Claude-3.7-sonnet	-	76.85	0.710
Deepseek-R1-Distill-Llama-8B	8B	74.65	0.552
Deepseek-R1-Distill-Qwen-1.5B	1.5B	71.65	0.324
Deepseek-R1-distill-Qwen-14B	14B	88.75	1.822
Deepseek-v3-0328	671B	85.85	1.534
Gemini-2.0-flash	-	82.65	1.203
Gemini-2.5-flash	-	93.15	2.406
Gemma3-12B-it	12B	64.80	-0.115
Gemma3-4B-it	4B	49.80	-0.970
GLM-4-9B-chat	9B	30.50	-2.038
GLM-4-plus	-	60.25	-0.347
GLM-Z1-airx	-	93.10	2.417
GLM-Z1-flash	-	91.80	2.222
GPT-3.5-turbo	-	29.85	-2.079
GPT-4o	-	64.15	-0.135
Grok-2	-	62.35	-0.213
Grok-3	-	81.25	1.064
Kimi-K2-Instruct	1TB	93.05	2.462
Llama-3.1-70B	70B	53.10	-0.770
Llama-3.1-8B	8B	28.20	-2.168
Llama-4-scout	109B	70.90	0.284
Mistral-7B-Instruct-V0.2	7B	13.20	-3.427
Mistral-Small-3.1-24B-Instruct	24B	50.05	-0.947
Qwen-math-72B	72B	75.05	0.555
Qwen-math-7B	7B	63.60	-0.143
Qwen2.5-0.5B	0.5B	19.25	-2.799
Qwen2.5-14B	14B	64.90	-0.106
Qwen2.5-72B	72B	71.90	0.332
Qwen2.5-7B	7B	56.20	-0.541
Qwen3-0.6B	0.6B	26.95	-2.263
Qwen3-14B	14B	77.05	0.735
Qwen3-32B	32B	79.00	0.883
Qwen3-235B-A22B	235B	83.95	1.262
QwQ-32B	32B	95.00	2.813

Table 5: Statistics of each student model’s performance and estimated ability.

learning stage, we use the *TRL* (von Werra et al., 2020) framework for training, with 3,000 questions extracted from the DeepMath dataset (He et al., 2025). In our experiments, model performance improved after benchmark perturbations in a small number of cases (Table 6), which is more common with Qwen3 in thinking mode, which further confirms its strong robustness and strong reasoning ability.

Model	Params	AIME-24	RIDE-AIME	PDR ($\downarrow\%$)	AMC-23	RIDE-AMC	PDR ($\downarrow\%$)
<i>Proprietary Models</i>							
Grok-3	-	60.00	63.33	$\uparrow 5.55$	92.50	87.50	5.41
<i>Open-source Models</i>							
Qwen3-14B	14B	73.33	76.67	$\uparrow 4.55$	80.00	70.00	12.50
Qwen3-235B-A22B	235B	90.00	93.33	$\uparrow 3.70$	97.50	95.00	2.56

Table 6: Cases of performance improvement on perturbed benchmarks.

B.2 HYPERPARAMETER SETUP

The hyperparameters used in our work are summarized in Table 7. For the IRT parameter estimation and the training of the difficulty ranker, we perform a greedy search to select the optimal group of hyperparameters based on evaluation metrics. For the SFT and reinforcement learning stages, the hyperparameters are chosen by balancing model performance with the available computational resources.

Hyperparameter	Description	Value
<i>IRT & Difficulty Ranker</i>		
M	The number of student models	35
N	The number of mathematical questions	2,000
S	The number of virtual students by VAE	200
T	The number of virtual students by Sampling	200
β -VAE	Weight of KLD loss for VAE	0.5
Latent dimension	Dimension of latent space	32
Priors	Prior distribution of IRT parameters	vague
Random Seed	Random seed for partitioning missing values in the response matrix	42
Batch size	Number of samples per batch	64
Embedding dimension	Dimension of input embeddings	3,072
Hidden dimension	Hidden layer size of MLP	(512,256)
Dropout rate	Dropout probability for hidden layers	0.3
Activation	Non-linear activation function	ReLU
Epochs (CV)	Training epochs for cross-validation	8 (5-CV)
<i>Supervised Fine-Tuning</i>		
Device	Device used for SFT	1 * NVIDIA A800 80GB PCIe
Finetuning type	Finetuning strategy	full
Template	Prompt/format template of LLaMA-Factory	qwen3
Cutoff length	Max sequence length (tokens)	8192
Per-device train batch size	Batch size per device	2
Gradient accumulation steps	Grad accumulation steps	4
Learning rate	Initial learning rate	1e-5
Epochs	Number of training epochs	3.0
Warmup ratio	Warmup ratio	0.1
Bf16	bfloat16 training	true
Deepspeed (Rasley et al., 2020)	Deepspeed Stage	3
<i>Reinforcement Learning</i>		
Device	Device used for SFT	4 * NVIDIA A800 80GB PCIe
Finetuning type	Finetuning strategy	LoRA
Method	RL algorithm	GSPO
Per-device batch size	Prompts per device per step	1
Gradient accumulation steps	Steps to accumulate gradients	4
Group size K	Generations per prompt	4
Max prompt length	Max tokens of prompt	512
Max new tokens	Max tokens to generate per sample	4096
Temperature	Sampling temperature	0.7
Top-p	Nucleus sampling p	0.95
Max steps	Maximum training steps	500
KL coef	KL penalty coefficient	0.0
LoRA rank	Rank	64
LoRA α	Scaling factor	64
LoRA dropout	Dropout probability	0.05
Deepspeed	Deepspeed Stage	2
α	Weight of difficulty reward	0.5
β	Weight of correctness reward	0.5
γ	Weight of keyword and length reward	0.3

Table 7: Main hyperparameter setup.

B.3 PROMPT STRATEGY

For constructing the response matrix and evaluating model performance on both the original benchmark and the perturbed benchmark, we use the same zero-shot prompt to instruct models to answer mathematical questions (Figure 7), requiring only that answers follow a specific format for verification. In practice, we find that even without explicitly telling the model to “think step by step”, all evaluated models still produce chain-of-thought outputs.

Figure 8 shows the prompt we use to guide the model in rewriting mathematical questions during the SFT and reinforcement learning stages. We do not impose a single, detailed rule. Instead, we briefly outline several ways to increase difficulty and allow the model to improvise, making the trajectory of difficulty evolution unpredictable.

Figure 9 presents the prompt we use to instruct GPT-5 to choose the one that better meets the requirements from two rewritten questions, enabling us to compute the win rate of our method against the rule-based approach. We specify in detail that the rewritten question must address covering problem completeness, clarity, conceptual consistency, structural perturbations, and the avoidance of reasoning shortcuts.

Instructions: You are a mathematical reasoning assistant. Now solve the following question. The final answer should be marked with `\boxed{}`.
{QUESTION}

Figure 7: Prompt for mathematical question answering.

Instructions: Please rewrite the following math problem into a significantly more difficult version, such that the likelihood of a model answering it correctly decreases.
When rewriting:
1. Question difficulty can be increased by adding more calculations, implicit conditions, higher-level math concepts, or distracting/unnecessary information.
2. You must not increase difficulty by adding multiple sub-questions or turning the problem into a proof question. The rewritten problem must remain a single well-defined question.
3. Solution steps must be complete and logically sound, but kept concise and relatively short (avoid excessively long derivations).
4. Answer must be unique and consistent with the solution steps.
5. Output must strictly follow this format:
<question>Rewritten question text</question>
<solution>Rewritten solution steps</solution>
<answer>Rewritten final answer</answer>
6. Do not omit any part, DO NOT output any other content except rewritten question, solution and answer.

Original Question
{QUESTION}
Original Answer
{ANSWER}

Figure 8: Prompt for rewriting mathematical questions.

C EFFECT OF IRT MODELS AND DIFFICULTY RANKER.

As described in Section 5.4, we conducted additional experiments to verify the effectiveness of the choice of the IRT model and data augmentation methods. The results are shown in Table 8. We consider two priors provided by *py-irt*: a vague prior that exerts minimal influence so the likelihood largely drives estimation, and a hierarchical prior that treats parameters as draws from a shared group-level distribution with hyperpriors, enabling partial pooling to stabilize estimates and shrink extremes, especially with sparse data. For evaluation, in addition to AUC-ROC for discrimination, we also report the Brier Score, the mean squared difference between predicted probabilities and observed outcomes (lower is better), which captures overall probabilistic accuracy and calibration and thus complements AUC-ROC’s ranking focus.

Besides, we explore regression, classification, and ranking methods to fit IRT-estimated question difficulties from textual features. Regression task is evaluated by RMSE, consistently yields values

Model	Method	Data Augmentation		Prior	AUC-ROC	Brier Score↓
		VAE	Sampling			
1-PL	VI	-	-	vague	89.81	11.97
1-PL	VI	-	-	hierarchical	90.03	11.89
1-PL	VI	✓	-	vague	91.01	11.54
1-PL	VI	✓	-	hierarchical	90.95	11.61
1-PL	VI	-	✓	vague	91.06	11.25
1-PL	VI	-	✓	hierarchical	91.03	11.29
1-PL	VI	✓	✓	vague	91.29	11.29
1-PL	VI	✓	✓	hierarchical	91.27	11.32
1-PL	MCMC	-	-	vague	89.81	11.95
1-PL	MCMC	-	-	hierarchical	90.08	11.85
2-PL	VI	-	-	vague	85.18	15.87
2-PL	VI	-	-	hierarchical	90.41	11.72
2-PL	VI	✓	-	vague	86.19	15.50
2-PL	VI	✓	-	hierarchical	90.89	11.64
2-PL	VI	-	✓	vague	86.24	15.73
2-PL	VI	-	✓	hierarchical	89.62	12.53
2-PL	VI	✓	✓	vague	86.56	15.52
2-PL	VI	✓	✓	hierarchical	89.81	12.27
2-PL	MCMC	-	-	vague	84.56	15.72
2-PL	MCMC	-	-	hierarchical	88.06	13.34
3-PL	VI	-	-	vague	89.52	12.21
3-PL	VI	-	-	hierarchical	89.52	12.21
3-PL	VI	✓	-	vague	90.76	11.73
3-PL	VI	✓	-	hierarchical	90.76	11.73
3-PL	VI	-	✓	vague	90.05	12.50
3-PL	VI	-	✓	hierarchical	90.05	12.50
3-PL	VI	✓	✓	vague	91.01	12.13
3-PL	VI	✓	✓	hierarchical	91.01	12.13

Table 8: Comparison of IRT models, data augmentation and prior method.

Instructions: You are a rigorous math-problem rewrite judge. Your job is to compare two rewrites (A: model-generated, B: rule-generated) of the same original math problem and decide which rewrite is better for robustness testing. Do not solve any problem. Think silently and return the final preference.

Goal
Select the rewrite that best preserves the core skill being tested while introducing meaningful structural perturbations (for robustness), with a problem that is clear, consistent, and fully solvable (preferably single-solution), and with difficulty \geq the original (no shortcut reasoning).

Required Criteria (all must be considered)

- 1) Completeness & Solvability: The rewritten problem must be fully specified, mathematically consistent, and solvable, preferably with a single correct solution.
- 2) Core-Concept Consistency: The rewrite must keep the core concept/skill of the original unchanged; numbers/labels/secondary conditions may change as long as the core assessment target is equivalent.
- 3) Clarity & No Leakage: Language must be clear, unambiguous, error-free, with no leaked conclusions, intermediate results, or hints that reduce the intended reasoning burden.
- 4) Structural Perturbation: Pure surface-level paraphrase without structural disturbance (e.g., only a few synonyms) is not a good rewrite for robustness; prefer changes in structure/order/representation that do not alter the core skill or answer.
- 5) Difficulty Constraint: The new problem's difficulty must be \geq the original; it must not introduce shortcuts or reduce the required reasoning depth.

Forbidden (strongly penalize; may make a candidate lose)

- Changing the problem type, core concept/skill, or final answer relative to the original.
- Inconsistent or conflicting data/units/constraints, or introducing multi-solution/unsolvable setups unless the original had that intent.
- Any answer leakage or revealing key intermediate results.
- Only superficial paraphrasing with no structural perturbation.
- Introducing reasoning shortcuts that lower difficulty.

Tie-breaking priorities

When deciding between A and B:

- 1) Prioritize Completeness & Solvability and Core-Concept Consistency above all.
- 2) Next, prefer the one with meaningful structural perturbation and no leakage.
- 3) Next, prefer difficulty \geq original without shortcuts.
- 4) If both are comparable across all criteria, output a tie.

Process (follow strictly)

- Do not solve the problem or output any computation, steps, or answers.
- Analyze A and B against the criteria and forbidden list.
- Decide the winner using the tie-breaking priorities.

Inputs

- Original question:
{ORIGINAL_QUESTION}
- Rewrite A:
{REWRITE_A}
- Rewrite B:
{REWRITE_B}

Figure 9: Prompt for judging which rewritten question is better.

above 1 across models and embeddings, indicating large bias. Classification treats questions with difficulty below 0 as “easy” and above 0 as “hard,” but F1 scores remain below 60% due to class imbalance. Finally, we adopt a pairwise ranking approach with AUC-ROC as the metric, achieving around 72%, with little variation across embedding models.

Method	Task	Embedding	Metrics
LR	Regression	Qwen3-8B	1.0375
LR	Regression	BGE-M3 (Chen et al., 2024)	1.1380
SVR	Regression	Qwen3-8B	1.0108
MLP	Regression	Qwen3-8B	1.0931
Longformer (Beltagy et al., 2020)	Regression	Qwen3-8B	1.0746
SVM	Classification	Qwen3-8B	58.34
MLP	Classification	Qwen3-8B	53.60
MLP	Ranking	Qwen3-8B	71.95
MLP	Ranking	text-embedding-3-large	71.98

Table 9: Comparison of regression, classification and ranking tasks on different models.