

E-CARE: An Efficient LLM-based Commonsense-Augmented Framework for E-Commerce

Ge Zhang
ge.zhang1@huawei.com
Huawei Noah’s Ark Lab
Montreal, Québec, Canada

Rohan Deepak Ajwani
rohan.ajwani@gmail.com
Huawei Noah’s Ark Lab
Montreal, Québec, Canada

Yaochen Hu
yaochen.hu@huawei.com
Huawei Noah’s Ark Lab
Montreal, Québec, Canada

Tony Zheng
t28zheng@uwaterloo.ca
Huawei Noah’s Ark Lab
Montreal, Québec, Canada

Hongjian Gu
hongjian.gu@huawei.com
Huawei Noah’s Ark Lab
Montreal, Québec, Canada

Wei Guo
guowei67@huawei.com
Huawei Noah’s Ark Lab
Singapore

Mark Coates
mark.coates@mcgill.ca
McGill University
Mila - Québec AI Institute
Montreal, Québec, Canada

Yingxue Zhang
yingxue.zhang@huawei.com
Huawei Noah’s Ark Lab
Montreal, Québec, Canada

Abstract

Finding relevant products given a user query is pivotal to an e-commerce platform, as it can drive shopping behavior and generate revenue. The challenge lies in accurately predicting the correlation between queries and products. Recently, mining commonsense knowledge between queries and products using Large Language Models (LLMs) has shown promising results in boosting recommendation performance. However, such methods incur high costs due to intensive real-time LLM decoding during inference, as well as human annotation and potential Supervised Fine-Tuning (SFT) during training. To boost efficiency while leveraging LLMs’ commonsense reasoning for various e-commerce tasks, we propose the Efficient Commonsense-Augmented Recommendation Enhancer (E-CARE), which requires neither SFT nor human annotation. The recommendation models augmented with E-CARE can access commonsense reasoning by leveraging a reasoning factor graph that encodes most of the reasoning schema from powerful LLMs, without requiring real-time LLM decoding. The experiments on 2 downstream tasks show improvements of up to 12.1% in precision@5.

Keywords

e-commerce, recommender system, large language model, commonsense reasoning

1 Introduction

Finding relevant products given a user query efficiently is pivotal for E-commerce platforms [18, 46]. Early E-commerce search systems relied on lexical matching methods such as TFIDF [37], and BM25 [41]. Although computationally efficient, these approaches match queries and product descriptions at the term level and cannot bridge the lexical gap that arises when users describe products with different words. Bi-encoder [39] models (also called two-tower or Siamese models) resolve the lexical gap by learning embeddings for queries and products separately and evaluating the relevance by the similarity of those embeddings. They offer high throughput

thanks to offline computation of product embeddings and efficient approximate nearest neighbor search systems such as Faiss [6]. To further improve performance, cross-encoder models [53] evaluate the relevance between the query and product by jointly feeding the query and product text into a trainable model, allowing the encoder to examine interactions across all tokens and potentially achieving better performance. However, cross-encoders are significantly slower than bi-encoders because they require running an encoder for each query-product pair, which poses challenges for real-time retrieval of millions of products [44].

Despite the increasing capacity and complexity of models, these early attempts are insufficient in real-world scenarios. In practice, queries can be vague, failing to specify product features in detail, and semantic similarities alone may be insufficient to determine whether a product satisfies a query. For example, as shown in Figure 1, a query such as “phone case for the elderly” doesn’t specify any properties, such as brand or functionality, that could inform recommendations. However, from a commonsense perspective, “the elderly” implies that the user may prioritize practical considerations, such as protection and grip, over aesthetics. Fulfilling such implicit expectations requires not only lexical and semantic features from the original query and product texts, but also commonsense reasoning based on cross-features [21, 57, 58].

Large Language Models (LLMs) have demonstrated their capabilities for commonsense reasoning across various tasks [16, 31, 51, 52, 61], paving the way for integrating commonsense reasoning into query-product recommendation scenarios. Previous work like RepLLaMA [25] shows improvements in text retrieval scenarios by utilizing LLMs as encoders in a Bi-encoder framework, while other techniques like RankGPT [48] and RankVicuna [32] directly rank items through a prompting approach.

The recently proposed methods FolkScope [58] and COSMO [57] exploit the commonsense reasoning power of LLMs by jointly analyzing the query and product pairs and augmenting the main relevance prediction model with the reasoning results. Although they make effective use of LLMs, the methods are slow and costly.

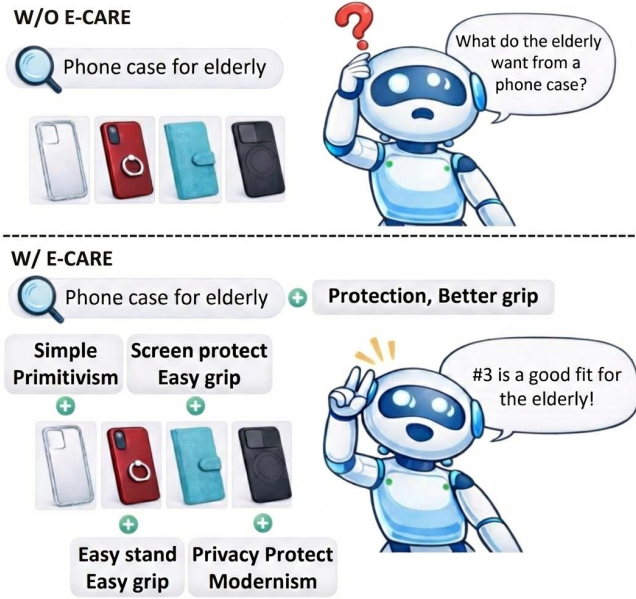


Figure 1: Recommendation systems struggle when queries provide vague requirements without specifying the features or functionalities that are needed. By augmenting both query and products with extra knowledge generated with commonsense perspectives from historical interactions by LLMs, recommendation systems can find correlations more easily.

They rely heavily on human annotators and Supervised Fine-Tuning (SFT) during training and on real-time LLM decoding during inference, which is not scalable in high-throughput scenarios with a large number of candidate items.

In this paper, we propose Efficient Commonsense Augmented Recommendation Enhancer (E-CARE), a novel paradigm that enables efficient access to commonsense reasoning knowledge for queries and products comparable to invoking LLMs for each individual query-product pair. First, a commonsense reasoning factor graph is constructed from historical query-product interactions to encapsulate the underlying reasoning factors generated by powerful LLMs. Second, lightweight adapters are trained to learn correlations between queries/products and reasoning factors on the graph. Finally, during the inference stage, downstream recommendation systems can efficiently leverage LLM-level commonsense reasoning via adapters rather than costly LLMs.

Furthermore, we introduce a 3-stage pipeline to generate a reasoning factor graph without relying on heavy components such as SFT or human annotation. Specifically, the pipeline comprises 1) *Reasoning*, which leverages LLMs to mine commonsense reasoning factors to initialize the reasoning factor graph based on both query-product cross interactions and item inherent features; 2) *Node Clustering*, which clusters and aggregate similar reasoning factors; and 3) *Edge Filtering*, that removes less confident edges of the graph through LLM uncertainty evaluation to improve the quality and reduce the size of the graph.

Our contributions include:

- A novel paradigm that utilizes the reasoning capacity of LLMs efficiently. E-CARE efficiently extracts commonsense reasoning knowledge and formalizes it as a graph. With lightweight adapters, downstream recommendation models can access LLM-level commonsense reasoning knowledge during inference without real-time LLM decoding.
- A 3-stage LLM-based pipeline that can generate the reasoning factor graph without costly components, such as SFT and human annotation.
- Empirical experiments of E-CARE on 2 e-commerce recommendation tasks, search relevance and app recall, demonstrate the improvements up to 12.79% on Macro F1 and 12.1% on Recall@5, respectively.

2 Related Work

In this section, we review the literature on existing retrieval and recommendation systems. We first briefly review conventional retrieval methods that use dense vector representations. Next, we discuss LLM-based methods that use zero- or few-shot instructions to output the items. Finally, we review methods that enhance retrieval and recommendation by LLMs’ reasoning ability.

2.1 Conventional Retrieval Methods

Dense retrievers aim to recall a relevant subset of items from dense vector representations, typically generated by transformer-based language models such as BERT [5] and T5 [36]. Based on the model architecture, these dense retrievers can be broadly classified into two categories: bi-encoders and cross-encoders. Bi-encoders [10–12, 20, 23, 55, 56, 59] use a two-tower structure that encodes the query and item text separately, enabling efficient retrieval over the entire candidate set. On the other hand, cross-encoder architectures [4, 28, 29, 64] jointly encode the concatenated query and item texts into a single embedding, which is then used for high-accuracy classification or re-ranking. Late interaction models such as ColBERT [15] and its subsequent improvements [9, 43] act as a hybrid between bi-encoder and cross-encoder architectures. They retain token-level interactions between queries and items while maintaining efficiency by precomputing query and item embeddings offline. Several works, such as MADR [17], AGREE [45], and SANTA [19], extend beyond merely using query and item representations, and incorporate item features to produce recommendations.

While these conventional dense retrieval methods are faster and lighter than LLMs, they rely on the semantic similarity between queries and items. They are either unable to capture or are simply unaware of fine-grained nuances and relationships between texts. This restricts their ability to generalize, especially for niche items and long-tail queries.

2.2 LLMs Directly as Classifier or Ranker

Several works propose prompting pre-trained large language models [1, 30, 49] to classify or rerank items given a query. Sachan et al. [42] uses a zero-shot instruction as a prompt to generate the probability of the query given the passage, and uses this probability to rank the passage. Qin et al. [34] prompt LLMs to output more relevant passages to a query given a pair of passages, using

three approaches for ranking, viz., all-pair comparisons, sorting-based, and sliding window. They swap the order of pairs in the prompt for each pair to de-bias the results. RankGPT [48] uses a zero-shot prompt, with a role-playing instruction component, “You are RankGPT, an intelligent assistant that can rank passages [...]”, with GPT-4 [30] to generate a ranked list of passages given a query and an unordered list of passages. Other listwise ranking methods include LRL [26] and RankVicuna [32]. Zhuang et al. [63] propose a setwise prompting approach that provides LLMs with a query and a set of items for ranking. This approach retains the effectiveness of pairwise ranking while significantly reducing the number of LLM calls, thereby enhancing efficiency.

Despite these advances, existing prompting-based ranking methods still face significant latency issues due to inevitable real-time LLM decoding. Moreover, they do not explicitly capture user intent or item attribute relevance, making them less effective for queries that require commonsense reasoning. In addition, these methods generally lack interpretability, as they provide little insight into why one output is preferred over another.

2.3 LLMs as Reasoner

While zero-shot prompt-based ranking (§2.2) has shown impressive performance, it still lags behind sophisticated supervised dense retrieval architectures [26]. To overcome this, recent work proposes using LLMs’ reasoning abilities to re-rank and classify relevant items. RaCT [24] utilizes CoT [52] to guide the model to iteratively rank passages by relevance to a query. They incorporate this prompting into Ranking Preference Optimization [35]. Rank-R1 [62] uses GRPO [47] to train LLMs to generate reasoning steps before selecting the most relevant item from a set of items (set-wise ranking). Qin et al. [33] propose TongSearch-QR, which trains small-scale language models using RL to rewrite a query with reasoning, which is then used to retrieve relevant items. RankCoT [54] trains language models to generate CoT-based summaries of retrieved items, which are then used to re-rank the items based on their relevance to the query. However, these reasoning-based methods either depend on nontrivial reinforcement learning procedures or incur substantial LLMs decoding overhead due to long CoT generations or iterative comparisons, which hurts scalability on large candidate sets.

Other works extend LLMs’ reasoning abilities to generate intention graphs that map user queries to products, leveraging LLMs’ commonsense reasoning to form query-product connections. FolkScope [58] utilizes LLMs to generate intention assertions using prompts for e-commerce, aiming to explain shopping behaviors. The generated knowledge is manually annotated and condensed into a structured knowledge graph, which is then used for downstream e-commerce applications. COSMO [57] utilizes instruction tuning to finetune COSMO-LM, which then generates commonsense knowledge in e-commerce based on query-item relevance prompts. This fine-tuned language model is used to generate a knowledge graph, whose features are then utilized to enhance search results.

Reasoning-based methods, while accurate, require high-quality instruction data with human annotations for SFT, which is both

expensive and time-consuming. Furthermore, these methods require real-time LLM decoding during inference, which adds latency, particularly when generating relevance outputs for multiple items per query.

3 Methodology

We introduce a new paradigm, E-CARE, that requires neither SFT, human annotation, nor real-time LLM decoding to bring commonsense reasoning knowledge into the e-commerce recommendation scenarios. To achieve this goal, we first design a pipeline to generate and refine a reasoning factor graph that captures commonsense reasoning knowledge underlying historical query-product interactions, and then train lightweight adapters on the graph’s edges to efficiently predict reasoning factors for unseen queries and products as augmentations, thereby facilitating downstream recommendations.

This section first outlines the pipeline for generating the reasoning factor graph, highlighting the specific designs we introduce to avoid the costs of SFT and human annotation. Then, introduce the adapter design and its training procedure. Figure 2 provides an overview diagram.

3.1 Construction of Reasoning Factor Graph

Given a set of historical interactions \mathbb{D} containing samples of (q, p) indicating that a user interacted with the product p after inputting query q , where each product p is associated with a text description t_p , we aim to generate a reasoning factor graph $\mathcal{G} = (\mathbb{Q}, \mathbb{P}, \mathbb{A}, \mathbb{E})$ to represent the implicit factors between a pair of relevant query and product. Specifically, $\mathbb{Q} := \{q \mid (q, p) \in \mathbb{D}\}$ and $\mathbb{P} := \{p \mid (q, p) \in \mathbb{D}\}$ denote the set of query nodes and product nodes, respectively. \mathbb{A} denotes the set of nodes containing text segments as reasoning factors. \mathbb{E} is the set of edges that connect \mathbb{Q} and \mathbb{P} to \mathbb{A} , and the commonly connected factors between a query and a product represent specific reasons why they are relevant.

A three-stage pipeline comprising LLM reasoning, node clustering, and edge filtering is designed to mine reasoning factors and their connections from historical interactions by analyzing \mathbb{D} with LLMs.

3.1.1 LLM Reasoning. In this stage, we aim to leverage LLMs’ commonsense reasoning capabilities to generate the reasoning factors. We instruct LLMs to perform reasoning in 2 ways: *Inherent LLM reasoning* to infer reasoning factors solely based on product descriptions and *Cross LLM reasoning* to infer reasoning factors given historical query-product pairs.

Inherent LLM reasoning. Product descriptions contain valuable information that can facilitate recommendations, but they are often verbose and implicitly structured. To extract reasoning factors of a product, we leverage the DSPy framework [14] to generate prompts and perform guided commonsense reasoning conditioned on predefined reasoning types.

Specifically, we define a set of inherent reasoning types $\mathbb{F} = \{f_i\}_{i=1}^N$, where each f_i represents an aspect (e.g., “usage”, “style”) of a product that can be inferred from the product description. The complete descriptions of \mathbb{F} and an extraction example are provided in Appendix A.3.

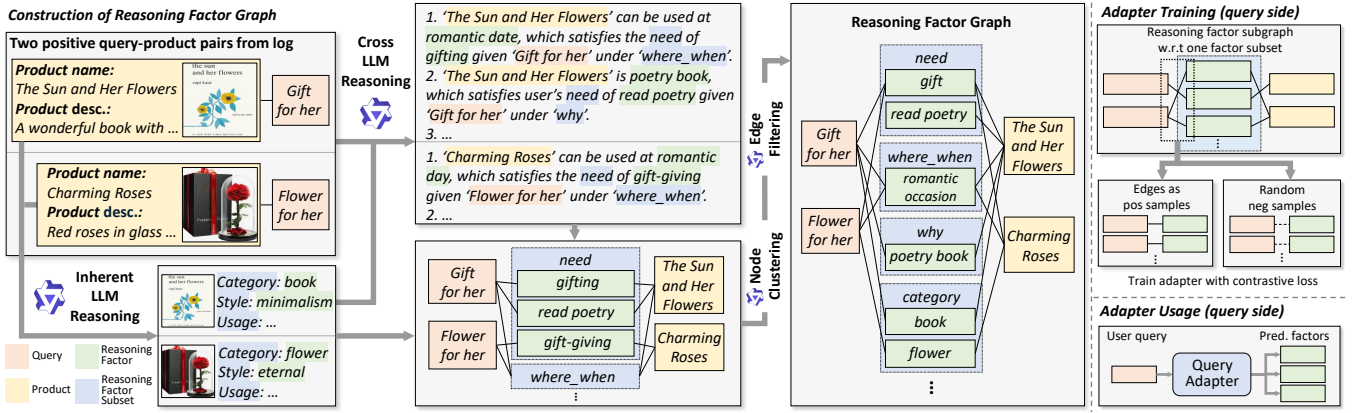


Figure 2: The overall diagram of E-CARE: The construction of the reasoning factor graph and adapter training/usage are shown on the left and right-hand side, respectively. Firstly, LLMs are prompted to perform commonsense reasoning over query-product historical pairs and product descriptions separately. The outputs are then parsed as the reasoning factor graph. Secondly, a node-clustering procedure is applied to merge nodes with similar semantic meanings across different reasoning factor subsets. Finally, LLM-based edge filtering is employed to remove unreliable edges from the reasoning factor graph, further improving quality. Given the graph, the adapter is trained with a contrastive loss, using graph edges as positive samples and random negatives. A trained adapter will be used to predict reasoning factors in the downstream application.

For each product $p \in \mathbb{P}$ with original textual description t_p , we extract a tuple of reasoning factors

$$(t_p^{f_1}, \dots, t_p^{f_N}), \quad (1)$$

where $t_p^{f_i}$ denotes the extracted text segment corresponding to reasoning type f_i . These extracted factors provide a structured representation of the product’s inherent properties.

Cross LLM reasoning. Beyond product-inherent factors, we model the alignment between a query and a product by extracting cross-level reasoning factors from historical interactions \mathbb{D} .

Given a query-product pair (q, p) , we prompt the LLM to generate reasoning in a *need-utility* format, where the latent *need* n implied by query q is satisfied by the *utility* u provided by product p . A parser is then applied to extract the textual segments n and u . We denote the structured interaction tuple as (q, n, u, p) corresponding to the original pair (q, p) .

To capture diverse interaction semantics, we define a set of cross reasoning types $\mathbb{W} = \{w_i\}_{i=1}^M$, where each w_i specifies a semantic scope that characterizes the relationship between q and p . Concretely, these reasoning types correspond to interrogative dimensions such as *why* (underlying motivation or purpose), *where_when* (usage context, environment, temporal condition, or occasion), and *who* (role or identity). Each reasoning type constrains the LLM to generate *need-utility* explanations under a particular semantic perspective.

For each $(q, p) \in \mathbb{D}$ and reasoning type $w \in \mathbb{W}$, we obtain a structured interaction tuple (q, n^w, u^w, p) , where (n^w, u^w) denote the extracted cross reasoning factors conditioned on type w . Appendix A.4 provides the prompt template for the cross reasoning types *who*.

After all samples in historical interactions \mathbb{D} have been analyzed, we collect all $t_p^{f_i}$, n^w , and u^w into \mathbb{A} as the factor nodes. For each

$(q, p) \in \mathbb{D}$, we connect q and p to corresponding $t_p^{f_i}$ for $\forall f_i \in \mathbb{F}$, as well as n^w and u^w for $\forall w \in \mathbb{W}$.

We further divide the factor nodes in \mathbb{A} into a collection of subsets \mathbb{T} , where $\mathbb{A} = \bigcup_{\mathbb{S} \in \mathbb{T}} \mathbb{S}$, and each subset $\mathbb{S} \subseteq \mathbb{A}$. The division is primarily based on how factors are generated. Specifically, for each product inherent reasoning type $f_i \in \mathbb{F}$, we collect all the factors related to f_i as a subset. We include a subset of factors that are related to the utility u^w for each cross reasoning type $w \in \mathbb{W}$ as *one* subset. This results in a reasoning factor graph \mathcal{G}_0 with number of subsets $|\mathbb{T}|$ equals to $|\mathbb{F}| + |\mathbb{W}| + 1$.

3.1.2 Node Clustering. There are numerous similar factors in \mathcal{G}_0 , so we conduct node clustering to shrink the size of \mathcal{G}_0 . Within each subset $\mathbb{S} \in \mathbb{T}$, we conduct a clustering and aggregation to merge semantically similar factors, thereby reducing semantic redundancy between factors and enforcing denser correlations between queries and products. Specifically, we adopt a pretrained LLM, gte-Qwen2-7b-Instruct [22], to embed all the factors in a subset \mathbb{S} . Then we adopt the clustering algorithm from Reimers and Gurevych [39] to divide factors in \mathbb{S} into clusters. For each cluster, we utilize LLMs to summarize the factors within it as a single new factor. The prompts can be found in Appendix A.6. After merging the factors, we get a condensed reasoning factor graph \mathcal{G} .

3.1.3 Edge Filtering. We adopt pruning procedures to eliminate potential noisy edges. Inspired by LLM uncertainty evaluation [40], we design prompts that instruct LLMs to decide whether an edge e is reasonable. The prompt templates are available in Appendix A.5. Denote $s(e)$ as the prompt for e . We compute the confidence score of the edge via the contrastive probability score:

$$c_e = p(\text{“YES”}|s(e)) - p(\text{“NO”}|s(e)), \quad (2)$$

where $p(\text{"YES"}|s(e))$ is the probability of generating a "YES" token given the prompt $s(e)$ and $p(\text{"NO"}|s(e))$ is the probability of generating a "NO" token given the prompt $s(e)$. The subtraction serves as a calibration over the raw "YES" probability, thereby increasing the robustness of the contrastive probability score. Then, we keep only edges above a predefined threshold and use different thresholds for different edge types. Moreover, we also set the upper bound for the maximum number of factors that a query/product can connect with respect to each subset $\mathbb{S} \in \mathbb{T}$.

The filtering procedure further reduces the size of the reasoning factor graph while improving its quality. After filtering, we obtain the clean, concise reasoning factor graph \mathcal{G} , which captures commonsense reasoning knowledge derived from historical interactions \mathbb{D} by LLMs.

3.2 Design of Adapters

Lightweight adapters are trained to efficiently leverage commonsense knowledge from the reasoning factor graph \mathcal{G} for unseen queries and products downstream tasks, thereby bypassing the need for LLMs to perform real-time decoding to acquire such knowledge during inference, as in previous work.

3.2.1 Model of Query Adapter. The LLM-enhanced encoders project queries and factors into the latent space and select the top factors most closely aligned with the query. Specifically, for reasoning factors with a specific subset $\mathbb{S} \in \mathbb{T}$, and a query q , the encoder is designed as

$$\text{enc}_{\mathbb{S}}(q) = \text{MLP}(\text{LLM}(q)), \quad (3)$$

where $\text{LLM}(\cdot)$ denotes a function to map the query into an embedding via frozen LLMs [22] and $\text{MLP}(\cdot)$ is a trainable multi-layer perceptron. Each reasoning factor node f within the subset \mathbb{S} is encoded as

$$\text{enc}_{\mathbb{S}}(f) = \text{MLP}(\text{LLM}(f)). \quad (4)$$

Then, the similarity between a query q and a factor f is estimated by

$$\text{sim}(q, f) = \frac{\langle \text{enc}_{\mathbb{S}}(q), \text{enc}_{\mathbb{S}}(f) \rangle}{\|\text{enc}_{\mathbb{S}}(q)\|_2 \cdot \|\text{enc}_{\mathbb{S}}(f)\|_2}. \quad (5)$$

We take the top- k factors within \mathbb{S} as the predicted factors of q . Eventually, we aggregate the predicted factors from all subsets into the predicted factors for q .

3.2.2 Training the Query Adapter. We use the connections between query and factor nodes in \mathcal{G} as labels to train the adapters. Specifically, give a factor subset \mathbb{S} , we adopt the factors connected with query node $q \in \mathbb{Q}$ as the set of positive labels

$$P_{\mathbb{S}}^{+}(q) = \{n \in \mathbb{S} \mid (q, n) \in \mathbb{E}\}. \quad (6)$$

And we randomly sample a batch of factors from remaining nodes within \mathbb{S} as the negative labels

$$P_{\mathbb{S}}^{-}(q) = \{n \in \mathbb{S} \mid (q, n) \notin \mathbb{E}\}. \quad (7)$$

Then we apply InfoNCE loss [50] over those labels to train the query encoder of the factor subset \mathbb{S} .

$$\mathcal{L}_{\mathbb{S}} = \frac{1}{|\mathbb{Q}|} \sum_{q \in \mathbb{Q}} \frac{1}{|P_{\mathbb{S}}^{+}(q)|} \sum_{n \in P_{\mathbb{S}}^{+}(q)} \left[-\log \frac{\exp(\text{sim}(q, n))}{\sum_{m \in P_{\mathbb{S}}^{-}(q) \cup \{n\}} \exp(\text{sim}(q, m))} \right], \quad (8)$$

where $|\cdot|$ denotes the cardinality of a set.

For ease of notation, we denote $a(q)$ as the predicted set of factors for a query q that is merged from the results of query adapters for each reasoning factor subset.

3.2.3 Extension to Product Adapter. To handle cold-start products with few or no historical interactions, we use the same adapter design (§3.2.1) and training approach (§3.2.2) for training product adapters to predict reasoning factors given a product p .

We denote $a(p)$ as the predicted set of factors for product p , computed by merging the results of product adapters for each reasoning factor subset.

4 Applications

In this section, we describe how to apply E-CARE to boost the performance of two downstream applications: search relevance (§4.1) and app recall (§4.2). The overview diagrams are shown in Figures 3.

4.1 Search Relevance

4.1.1 Problem Statement. A dataset \mathbb{D}^s consisting of samples of (q, p, y) is given, where q is a user query, p is a product, and y is a multi-class relevance label. Each p is associated with a text description t_p . The goal is to predict relevance labels for unseen query-product pairs.

4.1.2 Datasets. We conduct experiments on 2 publicly available datasets, Amazon ESCI and WANDs, to assess the overall performance of our framework.

- **ESCI** [38]: The dataset from KDD cup 2022, which provides manually labeled relevance judgments of query-product pairs from the e-commerce scenario. We conduct experiments on the English subset of Task 2, where each candidate item must be classified into one of four relevance labels: 'Exact', 'Substitute', 'Complement', or 'Irrelevant' (ESCI).
- **WANDs** [3]: The Wayfair ANnotation Dataset is a large-scale benchmark for e-commerce product search, where each query-product pair is categorized as 'Exact', 'Partial', or 'Irrelevant'. We follow the train/dev/test split from a previous work [2]. The data splits can be found on the Huggingface hub ¹.

The detailed statistics of the dataset splits are shown in Table 1.

4.1.3 Baseline Frameworks. We evaluate the performance of E-CARE over the following frameworks:

- **Bi-Encoder (BE)** [39]: This framework encodes query and product separately as embeddings and then feeds the combined embeddings into a prediction head (e.g., an MLP) to make a prediction on the relevant label. We use BERT-large-uncased [5],

¹<https://huggingface.co/datasets/napsternxg/wands>

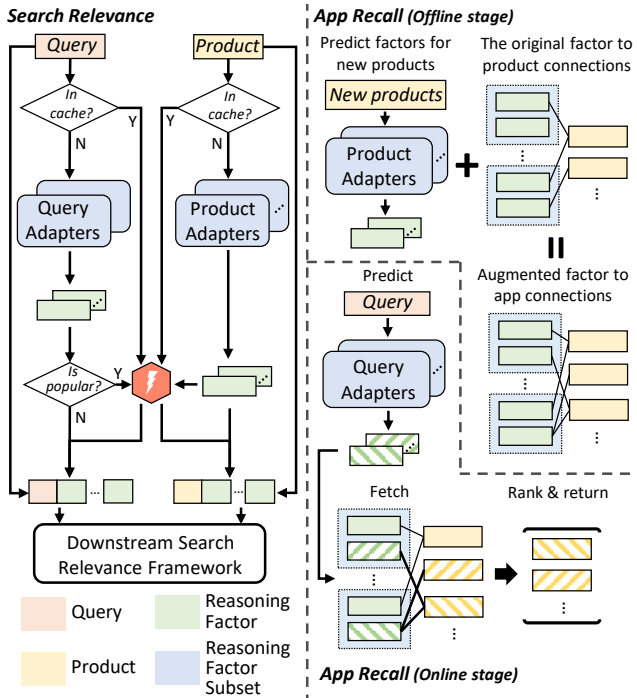


Figure 3: Overview diagram of two downstream applications integrated with the reasoning factor graph. *Search Relevance*: The queries and products are augmented by trained adapters with reasoning factors before being fed into the downstream search relevance frameworks to predict search relevance scores. The reasoning factors for all products and popular queries are cached to accelerate inference speed. *App Recall (Offline Inference)*: Product adapters are applied offline to connect new products to relevant factors. Such connections are then merged with the original factor to product connections on the graph to get the augmented factor to product connections. *App Recall (Online Inference)*: Query adapters are employed to predict root factors for the input query (The caching mechanism for popular queries is omitted in figure for simplicity), which are used to fetch products that are connected with root factors. In the end, the products are ranked and top k are returned.

Table 1: Statistics of datasets.

	ESCI (EN)	WANDs	Private dataset
# training samples	1,393,063	140,068	562,960
# evaluation samples	-	46,690	-
# test samples	425,762	46,690	200
# unique queries	97,345	480	145,497
# unique products	1,215,854	42,994	66,546

DeBERTa-v3-large [8], and a frozen LLM, gte-Qwen2-7B-Instruct [22], as backbone encoders in our experiments.

- **Cross-Encoder (CE)** [53]: In this framework, the query text and product description are concatenated and then encoded together,

followed by a prediction head to predict the label. We apply BERT-large-uncased [5] and DeBERTa-v3-large [8] as backbone encoders for this framework.

- **LLM Inference**: Following the previous work [48], we prompt LLMs with few-shot examples [1] from the training set to directly make a prediction given a pair of queries and product as context. Llama-3.1-8b-Instruct [7] is used as the backbone LLM in our experiment.
- **Ensemble**: An ensemble model combines prediction logits from multiple base encoders to achieve better performance than any single base encoder alone. We adopt the ensemble framework [53], ranked second on the KDD Cup 2022 leaderboard, in our experiment. The predictions of 3 backbone encoders (DeBERTa-v3-base [8], Big-Bird-base [60], and CoCo-LM-base [27]) are aggregated by a LightGBM [13] to make the final prediction.

4.1.4 E-CARE Training. First, the reasoning factor graph is constructed following the procedure described in §3.1 using only the positive subset \mathcal{D}^{s+} of the overall dataset \mathcal{D}^s , where the labels of samples in the positive subset belong to the ‘Exact’ class. We specify the cross reasoning types \mathbb{W} to be {‘where_when’, ‘why’, ‘who’} and the inherent reasoning types \mathbb{F} to be {‘category’, ‘style’, ‘usage’} during graph generation and adapter training. The statistical analysis of the reasoning graph along the construction pipeline is reported in Appendix A.1.

Second, query and product adapters are trained according to the procedure described in §3.2. During the training of each adapter, we randomly split the corresponding query/product set into training and evaluation sets at a 9:1 ratio. We train the adapter on the training set and early stop based on performance on the evaluation set to avoid overfitting. The evaluation of the adapter training results is reported in Appendix A.2.

4.1.5 Augmentation with E-CARE. We augment the product and query with the reasoning factor graph \mathcal{G} and adapters. Specifically, for queries and products in the positive subset \mathcal{D}^{s+} , we append the factors to which each query or product connects in \mathcal{G} to the original queries and products. For other queries and products not in \mathcal{D}^{s+} , we concatenate the predicted factors $a(q)$ and $a(p)$ with the original queries and products. Then we feed the augmented query and product into downstream search relevance frameworks for training and evaluation.

4.1.6 Experiment Results. Table 2 presents the results on the ESCI and WANDs datasets compared by the E-CARE pipeline compared with the results of corresponding baseline models that do not include augmentation.

The experimental results on the ESCI dataset demonstrate the consistent benefits of incorporating reasoning factors into both bi-encoder and cross-encoder frameworks. For the bi-encoder, integrating commonsense factors into gte-Qwen2-7B-Instruct improves Macro F1 from 42.95 to 44.66 and Micro F1 from 67.81 to 68.37, indicating a stronger ability to distinguish related query-product pairs. A similar pattern is observed for DeBERTa-v3-large; the augmented variant achieves 48.70 Macro F1 and 68.27 Micro F1, again confirming that factor-based augmentation benefits the bi-encoder framework, which otherwise relies primarily on independent text representations. In contrast, cross-encoders achieve higher overall

Table 2: Search relevance results on the ESCI and WANDs dataset. ‘w/ fts’ indicates that the query and product are augmented with predicted factors before being fed into the downstream frameworks.

Framework	Backbone Model	w/ fts	ESCI		WANDs		
			Mac F1	Mic F1	Mac F1	Mic F1	
BE	gte-Qwen2-7B	✗	42.95	67.81	81.06	87.13	
		✓	44.66	68.37	81.91	87.38	
	BERT-large	✗	48.98	69.77	89.83	92.43	
		✓	49.71	68.57	89.54	92.32	
	DeBERTa-v3-large	✗	46.87	67.25	87.79	91.10	
		✓	48.70	68.27	88.79	91.84	
CE	BERT-large	✗	55.82	73.36	90.55	92.77	
		✓	57.61	74.01	90.30	92.66	
	DeBERTa-v3-large	✗	59.01	75.37	91.33	93.28	
		✓	61.03	75.92	91.39	93.38	
	LLM Inference	Llama-3.1-8B	✗	35.25	59.83	37.06	39.17
			✓	36.26	61.68	49.85	51.50
Ensemble	DeBERTa-v3-base BigBird-base CoCoLM-base	✗	56.96	75.26	-	-	
		✓	58.27	75.65	-	-	

performance (e.g., 59.01 Macro F1 and 75.37 Micro F1 for DeBERTa-v3-large), but still benefit from additional factors, reaching 61.03 and 75.92, respectively. In addition, we evaluate the LLM inference setup using Llama-3.1-8B-Instruct, where factor-augmented inputs yield noticeable improvements, from 35.25 to 36.26 on Macro F1 and from 59.83 to 61.68 on Micro F1. This finding highlights that commonsense factors can benefit even generative models in discriminative inference settings. Finally, an ensemble combining DeBERTa-v3-base, BigBird-base, and CoCoLM-base further confirms the trend: the factor-augmented ensemble achieves 58.27 Macro F1 and 75.65 Micro F1, outperforming the non-augmented version (56.96/75.26).

On the WANDs dataset, a similar trend is observed, though the overall scores are substantially higher, leaving limited room for improvement. For bi-encoders, gte-Qwen2-7B-Instruct improves from 81.06 to 81.91 on Macro F1 and from 87.13 to 87.38 on Micro F1 after adding factors, and DeBERTa-v3-large exhibits a consistent improvement from 87.79 to 88.79 on Macro F1 and from 91.10 to 91.84 on Micro F1. However, BERT-large remains competitive, achieving 89.83 and 92.43 without augmentation. Cross-encoders outperform bi-encoders, with DeBERTa-v3-large achieving 91.39 Macro F1 and 93.38 Micro F1, demonstrating that while base architectures already capture strong cross-interactions, commonsense reasoning signals can still yield marginal yet stable gains.

Taken together, the experiment results across the ESCI and WANDs datasets validate the effectiveness of the E-CARE augmentations. Moreover, a comparison between the two datasets indicates that the commonsense reasoning factors generated by our pipeline are most impactful in more challenging and diverse environments (e.g., Amazon ESCI), where ambiguity and semantic variability are prevalent. In contrast, on relatively homogeneous datasets such as WANDs, the effect is less pronounced because of the limited diversity of query-product relations.

4.1.7 Case study. We conduct case studies to demonstrate how our pipeline predicts relevance labels. The case studies are shown in Table 3.

In the first example, the model fails to match the term ‘enhancement’ to ‘energy supplement’ using only the original query and product. But with predicted category (i.e., ‘supplements’), purpose (i.e., ‘energy support’), and user profiles (i.e., ‘health-conscious individuals’) from our pipeline, the similarity of query and product becomes closer, so that the model can predict the right label.

In the second example, the query is vague and does not specify the exact product type, resulting in an incorrect prediction. With E-CARE augmentation injected, the backbone model can discover similarity between intentions (i.e., ‘natural care’ and ‘digestive health’), features (i.e., ‘plant-based’ and ‘vegan’), and user tendencies (i.e., ‘health-conscious individuals’), resulting in a correct prediction.

4.2 App Recall

4.2.1 Problem Statement. A dataset \mathcal{D}' consisting of samples of (q, p) is provided, where q is the user query and p is an app with a text-based description t_p that the user has interacted with. All apps are from a pre-defined app set \mathbb{P} . The goal is to recall a subset of apps from \mathbb{P} that the user may be interested in, given any input query q .

4.2.2 Datasets. We conduct app recall experiments on a private dataset from our app recommendation scenario. The anonymous user search logs are used as the training dataset, with each sample containing a query-app pair, representing that the user clicks the app after submitting the query. A human-annotated dataset is provided as the test set, comprising 200 queries and, for each query, a corresponding list of apps that satisfy it.

The detailed statistics of the private dataset are shown in Table 1.

4.2.3 Baselines. We compare our method with our current app recall system, which incorporates, but is not limited to, recall results from multiple strategies, including keyword similarity, semantic similarity, and popularity-based recommendation.

4.2.4 E-CARE Training. The construction of the reasoning factor graph and the adapter training procedure for the app recall scenario are similar to those described in §4.1.4. The only difference is that the construction of the reasoning factor graph is based on the overall dataset \mathcal{D}' , since all samples are treated as positive samples. The E-CARE training is scheduled to be conducted on a monthly basis.

4.2.5 App Recall with E-CARE. First, in the offline stage, the trained product adapters are employed to predict reasoning factors for unseen apps outside the training set but within the app candidate set for the day. The predicted connections are then merged with existing factor-to-product edges $\mathbb{E}_{f,q}$ on the reasoning factor graph \mathcal{G} to acquire augmented factor-to-product edges $\mathbb{E}'_{f,q}$. The offline stage is scheduled to be conducted on a daily basis.

Second, in the online stage, given a user query q , we obtain the set of connected factors via the query adapters, denoted $a(q)$, and further acquire a set of apps, \mathbb{P}' , such that

$$\mathbb{P}' = \left\{ p \in \mathbb{P} \mid \exists f \in a(q), (f, p) \in \mathbb{E}'_{f,q} \right\}. \quad (9)$$

Table 3: Case studies on samples from the ESCI dataset. The text in double quotes is the original query and product title. In contrast, the text marked in different colors is the information E-CARE provides that helps turn the prediction from incorrect to correct. Note that detailed product descriptions have been omitted for brevity purposes.

Query	Product	Prediction w/o E-CARE	Prediction w/ E-CARE	Ground Truth
<p>“100% all natural male enhancement without caffeine”</p> <p>belongs to categories of [supplements, personal care], has style of [herbal, plant-based], can be used for [supplement, energy support], with intention of [health support, supplementation], can be used at [at home, daily], can be used by [adults, health-conscious individuals], with purpose of [supplement, dietary supplement]</p>	<p>“Rise Up, Red Edition Natural Energy supplement”</p> <p>belongs to categories of [supplements], has style of [Red Edition], can be used for [energy boost, pre-workout], with intention of [energy booster, supplementation], can be used at [workout, gym], can be used by [athletes, health-conscious individuals], with purpose of [energy, supplement]</p>	Irrelevant	Exact	Exact
<p>“100% organic, pure without any mix.”</p> <p>belongs to categories of [food, beverages], has style of [natural, plant-based], can be used for [aromatherapy, facial care], with intention of [natural remedy, natural care], can be used at [kitchen, home], can be used by [health-conscious individuals, wellness enthusiast], with purpose of [natural, plant-based]</p>	<p>“Garden of Life Raw Organic Protein Vanilla Powder: Certified Vegan, Gluten Free, Organic”</p> <p>belongs to categories of [protein powder], has style of [vanilla], can be used for [post-workout, digestive health], with intention of [protein amino intake, protein], can be used at [home, gym], can be used by [vegans, health-conscious individuals], with purpose of [whey protein powder, vegan]</p>	Irrelevant	Exact	Exact

Then, we use the count of overlapped factors between q and any app $p \in \mathbb{P}$ as a similarity measure $\text{sim}(q, p)$, i.e.,

$$\text{sim}(q, p) = \left| \{(f, p) \mid f \in a(q), p \in \mathbb{P}, (f, p) \in \mathbb{E}'_{f,q}\} \right|, \quad (10)$$

where $|\cdot|$ denotes the cardinality of a set. We then select the top- k apps with the highest similarity scores as the final recall app list to query q .

4.2.6 Experiment Results. Table 4 presents the offline evaluation results for the E-CARE pipeline compared with the baseline system on the private dataset. Our method substantially outperforms the existing online recall system across both evaluation metrics. Specifically, Recall@5 improves from 51.3% to 62.4%, while Precision@5 increases from 41.0% to 53.1%. These gains of over 10 percentage points in both recall and precision highlight the effectiveness of the proposed framework in retrieving more relevant candidate apps while reducing noise in the top-ranked results.

Moreover, the E-CARE pipeline has already been deployed in the recall stage of our browser app advertisement system to retrieve relevant app candidates from a user query in the search bar. In the A/B test with 20% traffic, total Value Per Mille (VPM), Click-Through Rate (CTR), and Conversion Rate (CVR) increased by 1.41%, 0.65%, and 3.39%, respectively. The online results suggest that our method better captures the underlying connections between user queries and apps than the baselines by leveraging a commonsense reasoning signal, which ultimately yields higher revenue for both advertisers and our platform.

5 Conclusion

In this work, we propose E-CARE, an Efficient Commonsense Augmented Recommendation Enhancer, which constructs a reasoning factor graph from historical query-product interactions without requiring supervised fine-tuning or human annotations. By leveraging LLMs for commonsense reasoning generation, node clustering,

Table 4: Item recall results on the private dataset.

Method	private dataset	
	Recall@5	Precision@5
online recall system	51.3	41.0
ECARE-based recall	62.4	53.1

and edge filtering, E-CARE produces a high-quality reasoning factor graph that captures meaningful connections between queries and products. Our experiments demonstrate that the resulting reasoning factor graph effectively enhances downstream tasks, such as search relevance and app recall, while avoiding the cost and latency associated with real-time LLM decoding. These findings highlight the potential of E-CARE as a scalable and efficient framework for incorporating commonsense reasoning signals into recommendation systems.

References

- [1] Tom B. Brown, Benjamin Mann, and et al. 2020. Language models are few-shot learners. In *Proceedings of the 34th International Conference on Neural Information Processing Systems* (Vancouver, BC, Canada) (NIPS '20). Curran Associates Inc., Red Hook, NY, USA, Article 159, 25 pages.
- [2] Jiong Cai, Yong Jiang, and et al. 2023. Improving Text Matching in E-Commerce Search with A Rationalizable, Intervenable and Fast Entity-Based Relevance Model. arXiv:2307.00370 [cs]
- [3] Yan Chen, Shujian Liu, and et al. 2022. WANDS: Dataset for Product Search Relevance Assessment. In *Proceedings of the 44th European Conference on Information Retrieval*. 12 pages.
- [4] Zhuyun Dai and Jamie Callan. 2019. Deeper Text Understanding for IR with Contextual Neural Language Modeling. In *Proceedings of the 42nd International ACM SIGIR Conference on Research and Development in Information Retrieval*. ACM.
- [5] Jacob Devlin, Ming-Wei Chang, and et al. 2019. BERT: Pre-training of Deep Bidirectional Transformers for Language Understanding. In *Proceedings of the 2019 Conference of the North American Chapter of the Association for Computational Linguistics: Human Language Technologies, Volume 1 (Long and Short Papers)*, Jill Burstein, Christy Doran, and Thamar Solorio (Eds.). Association for Computational Linguistics, Minneapolis, Minnesota, 4171–4186. doi:10.18653/v1/N19-1423

- [6] Matthijs Douze, Alexandr Guzhva, and et al. 2024. The Faiss library. (2024). arXiv:2401.08281 [cs.LG]
- [7] Aaron Grattafiori, Abhimanyu Dubey, and et al. 2024. The Llama 3 Herd of Models. arXiv:2407.21783 [cs.AI] <https://arxiv.org/abs/2407.21783>
- [8] Pengcheng He, Jianfeng Gao, and et al. 2021. DeBERTaV3: Improving DeBERTa using ELECTRA-Style Pre-Training with Gradient-Disentangled Embedding Sharing. arXiv:2111.09543 [cs.CL]
- [9] Sebastian Hofstätter, Omar Khattab, and et al. 2022. Introducing Neural Bag of Whole-Words with ColBERT: Contextualized Late Interactions Using Enhanced Reduction. In *Proceedings of the 31st ACM International Conference on Information & Knowledge Management*. ACM.
- [10] Po-Sen Huang, Xiaodong He, and et al. 2013. Learning Deep Structured Semantic Models for Web Search Using Clickthrough Data. In *Proceedings of the 22nd ACM International Conference on Information & Knowledge Management*. ACM.
- [11] Samuel Humeau, Kurt Shuster, and et al. 2020. Poly-encoders: Architectures and Pre-training Strategies for Fast and Accurate Multi-sentence Scoring. In *International Conference on Learning Representations*. <https://openreview.net/forum?id=SkxgnnNFvH>
- [12] Vladimir Karpukhin, Barlas Oguz, and et al. 2020. Dense Passage Retrieval for Open-Domain Question Answering. In *Proceedings of the 2020 Conference on Empirical Methods in Natural Language Processing (EMNLP)*. Association for Computational Linguistics.
- [13] Guolin Ke, Qi Meng, and et al. 2017. LightGBM: A Highly Efficient Gradient Boosting Decision Tree. In *Advances in Neural Information Processing Systems*, Vol. 30.
- [14] Omar Khattab, Arnav Singhvi, and et al. 2024. DSPy: Compiling Declarative Language Model Calls into State-of-the-Art Pipelines. In *The Twelfth International Conference on Learning Representations*. <https://openreview.net/forum?id=sY5N0zY5Od>
- [15] Omar Khattab and Matei Zaharia. 2020. ColBERT: Efficient and Effective Passage Search via Contextualized Late Interaction over BERT. In *Proceedings of the 43rd International ACM SIGIR Conference on Research and Development in Information Retrieval*. ACM.
- [16] Takeshi Kojima, Shixiang Shane Gu, and et al. 2022. Large language models are zero-shot reasoners. In *Proceedings of the 36th International Conference on Neural Information Processing Systems (New Orleans, LA, USA) (NIPS '22)*. Curran Associates Inc., Red Hook, NY, USA, Article 1613, 15 pages.
- [17] Weize Kong, Swaraj Khadanga, and et al. 2022. Multi-Aspect Dense Retrieval. In *Proceedings of the 28th ACM SIGKDD Conference on Knowledge Discovery and Data Mining*. ACM.
- [18] Lakshya Kumar and Sagnik Sarkar. 2021. Neural Search: Learning Query and Product Representations in Fashion E-commerce. arXiv:2107.08291 [cs]
- [19] Xinze Li, Zhenghao Liu, and et al. 2023. Structure-Aware Language Model Pretraining Improves Dense Retrieval on Structured Data. In *Findings of the Association for Computational Linguistics: ACL 2023*. Association for Computational Linguistics.
- [20] Yizhi Li, Zhenghao Liu, , and et al. 2021. More Robust Dense Retrieval with Contrastive Dual Learning. In *Proceedings of the 2021 ACM SIGIR International Conference on Theory of Information Retrieval*. ACM.
- [21] Yangning Li, Shirong Ma, and et al. 2024. EcomGPT: instruction-tuning large language models with chain-of-task tasks for E-commerce. In *Proceedings of the Thirty-Eighth AAAI Conference on Artificial Intelligence and Thirty-Sixth Conference on Innovative Applications of Artificial Intelligence and Fourteenth Symposium on Educational Advances in Artificial Intelligence (AAAI'24/IAAI'24/EAAI'24)*. AAAI Press, Article 2072, 9 pages. doi:10.1609/aaai.v38i17.29820
- [22] Zehan Li, Xin Zhang, and et al. 2023. Towards General Text Embeddings with Multi-stage Contrastive Learning. arXiv:2308.03281 [cs]
- [23] Sheng-Chieh Lin, Jheng-Hong Yang, and et al. 2021. In-Batch Negatives for Knowledge Distillation with Tightly-Coupled Teachers for Dense Retrieval. In *Proceedings of the 6th Workshop on Representation Learning for NLP (RePLANLP-2021)*. Association for Computational Linguistics.
- [24] Haowei Liu, Xuyang Wu, Guohao Sun, Hsin-Tai Wu, Zhiqiang Tao, and Yi Fang. 2024. RaCT: Ranking-aware Chain-of-Thought Optimization for LLMs. *Proceedings of the 2025 Annual International ACM SIGIR Conference on Research and Development in Information Retrieval in the Asia Pacific Region (2024)*. <https://api.semanticscholar.org/CorpusID:274860079>
- [25] Xueguang Ma, Liang Wang, and et al. 2024. Fine-Tuning LLaMA for Multi-Stage Text Retrieval. In *Proceedings of the 47th International ACM SIGIR Conference on Research and Development in Information Retrieval (Washington DC, USA) (SIGIR '24)*. Association for Computing Machinery, New York, NY, USA, 2421–2425. doi:10.1145/3626772.3657951
- [26] Xueguang Ma, Xinyu Zhang, and et al. 2023. Zero-Shot Listwise Document Reranking with a Large Language Model. arXiv:2305.02156 [cs]
- [27] Yu Meng, Chenyan Xiong, Payal Baja, Saurabh Tiwary, Paul Bennett, Jiawei Han, and Xia Song. 2021. COCO-LM: correcting and contrasting text sequences for language model pretraining. In *Proceedings of the 35th International Conference on Neural Information Processing Systems (NIPS '21)*. Curran Associates Inc., Red Hook, NY, USA, Article 1769, 13 pages.
- [28] Rodrigo Nogueira and Kyunghyun Cho. 2020. Passage Re-ranking with BERT. arXiv:1901.04085 [cs]
- [29] Rodrigo Nogueira, Zhiying Jiang, and et al. 2020. Document Ranking with a Pretrained Sequence-to-Sequence Model. In *Findings of the Association for Computational Linguistics: EMNLP 2020*. Association for Computational Linguistics.
- [30] OpenAI, Josh Achiam, Steven Adler, and et al. 2024. GPT-4 Technical Report. arXiv:2303.08774 [cs]
- [31] OpenAI, Aaron Jaech, Adam Kalai, and et al. 2024. OpenAI O1 System Card. arXiv:2412.16720 [cs]
- [32] Ronak Pradeep, Sahel Sharifmoghaddam, and et al. 2023. RankVicuna: Zero-Shot Listwise Document Reranking with Open-Source Large Language Models. arXiv:2309.15088 [cs]
- [33] Kubo Qin, Jun Bai, Jiaqi Li, Zixia Jia, and Zilong Zheng. 2025. Reinforced Query Reasoners for Reasoning-intensive Retrieval Tasks. In *Proceedings of the 2025 Conference on Empirical Methods in Natural Language Processing*, Christos Christodoulopoulos, Tanmoy Chakraborty, Carolyn Rose, and Violet Peng (Eds.). Association for Computational Linguistics, Suzhou, China, 21250–21263. doi:10.18653/v1/2025.emnlp-main.1078
- [34] Zhen Qin, Rolf Jagerman, and et al. 2024. Large Language Models Are Effective Text Rankers with Pairwise Ranking Prompting. In *Findings of the Association for Computational Linguistics: NAACL 2024*. Association for Computational Linguistics.
- [35] Rafael Rafailov, Archit Sharma, and et al. 2023. Direct Preference Optimization: Your Language Model is Secretly a Reward Model. In *Thirty-seventh Conference on Neural Information Processing Systems*. <https://openreview.net/forum?id=HPuSiXJaa9>
- [36] Colin Raffel, Noam Shazeer, and et al. 2020. Exploring the limits of transfer learning with a unified text-to-text transformer. *J. Mach. Learn. Res.* 21, 1, Article 140 (Jan. 2020), 67 pages.
- [37] Juan Enrique Ramos. 2003. Using TF-IDF to Determine Word Relevance in Document Queries. <https://api.semanticscholar.org/CorpusID:14638345>
- [38] Chandan K. Reddy, Lluís Márquez, and et al. 2022. Shopping Queries Dataset: A Large-Scale ESCI Benchmark for Improving Product Search. arXiv:2206.06588 [cs]
- [39] Nils Reimers and Iryna Gurevych. 2019. Sentence-BERT: Sentence Embeddings using Siamese BERT-Networks. In *Proceedings of the 2019 Conference on Empirical Methods in Natural Language Processing and the 9th International Joint Conference on Natural Language Processing (EMNLP-IJCNLP)*, Kentaro Inui, Jing Jiang, Vincent Ng, and Xiaojun Wan (Eds.). Association for Computational Linguistics, Hong Kong, China, 3982–3992. doi:10.18653/v1/D19-1410
- [40] Jie Ren, Yao Zhao, and et al. 2023. Self-Evaluation Improves Selective Generation in Large Language Models. In *Proceedings on "I Can't Believe It's Not Better: Failure Modes in the Age of Foundation Models" at NeurIPS 2023 Workshops (Proceedings of Machine Learning Research, Vol. 239)*, Javier Antorán, Arno Blaas, Kelly Buchanan, Fan Feng, Vincent Fortuin, Sahra Ghalebikesabi, Andreas Krieger, Ian Mason, David Rohde, Francisco J. R. Ruiz, Tobias Uelwer, Yubin Xie, and Rui Yang (Eds.). PMLR, 49–64. <https://proceedings.mlr.press/v239/ren23a.html>
- [41] Stephen E. Robertson, Steve Walker, and et al. 1994. Okapi at TREC-3. In *Text Retrieval Conference*. <https://api.semanticscholar.org/CorpusID:41563977>
- [42] Devendra Sachan, Mike Lewis, and et al. 2022. Improving Passage Retrieval with Zero-Shot Question Generation. In *Proceedings of the 2022 Conference on Empirical Methods in Natural Language Processing*. Association for Computational Linguistics.
- [43] Keshav Santhanam, Omar Khattab, and et al. 2022. ColBERTv2: Effective and Efficient Retrieval via Lightweight Late Interaction. In *Proceedings of the 2022 Conference of the North American Chapter of the Association for Computational Linguistics: Human Language Technologies*. Association for Computational Linguistics.
- [44] Ferdinand Schlatt, Maik Fröbe, and et al. 2024. Investigating the Effects of Sparse Attention on Cross-Encoders. In *Advances in Information Retrieval: 46th European Conference on Information Retrieval, ECIR 2024, Glasgow, UK, March 24–28, 2024, Proceedings, Part I (Glasgow, United Kingdom)*. Springer-Verlag, Berlin, Heidelberg, 173–190. doi:10.1007/978-3-031-56027-9_11
- [45] Hongyu Shan, Qishen Zhang, and et al. 2023. Beyond Two-Tower: Attribute Guided Representation Learning for Candidate Retrieval. In *Proceedings of the ACM Web Conference 2023*. ACM.
- [46] Hongwei Shang, Nguyen Vo, and et al. 2025. Knowledge Distillation for Enhancing Walmart E-commerce Search Relevance Using Large Language Models. In *Companion Proceedings of the ACM on Web Conference 2025 (Sydney NSW, Australia) (WWW '25)*. Association for Computing Machinery, New York, NY, USA, 449–457. doi:10.1145/3701716.3715242
- [47] Zhihong Shao, Peiyi Wang, Qihao Zhu, Runxin Xu, Junxiao Song, Xiao Bi, Haowei Zhang, Mingchuan Zhang, Y. K. Li, Y. Wu, and Daya Guo. 2024. DeepSeek-Math: Pushing the Limits of Mathematical Reasoning in Open Language Models. arXiv:2402.03300 [cs]
- [48] Weiwei Sun, Lingyong Yan, and et al. 2023. Is ChatGPT Good at Search? Investigating Large Language Models as Re-Ranking Agents. In *Proceedings of the 2023 Conference on Empirical Methods in Natural Language Processing*. Association for

- Computational Linguistics.
- [49] Hugo Touvron, Thibaut Lavril, and et al. 2023. LLaMA: Open and Efficient Foundation Language Models. arXiv:2302.13971 [cs]
- [50] Aaron van den Oord, Yazhe Li, and et al. 2019. Representation Learning with Contrastive Predictive Coding. arXiv:1807.03748 [cs]
- [51] Xuezhi Wang and Denny Zhou. 2025. Chain-of-thought reasoning without prompting. In *Proceedings of the 38th International Conference on Neural Information Processing Systems* (Vancouver, BC, Canada) (*NIPS '24*). Curran Associates Inc., Red Hook, NY, USA, Article 2123, 27 pages.
- [52] Jason Wei, Xuezhi Wang, and et al. 2022. Chain-of-thought prompting elicits reasoning in large language models. In *Proceedings of the 36th International Conference on Neural Information Processing Systems* (New Orleans, LA, USA) (*NIPS '22*). Curran Associates Inc., Red Hook, NY, USA, Article 1800, 14 pages.
- [53] Fanyou Wu, Yang Liu, and et al. 2022. Some Practice for Improving the Search Results of E-commerce. arXiv:2208.00108 [cs]
- [54] Mingyan Wu, Zhenghao Liu, and et al. 2025. RankCoT: Refining Knowledge for Retrieval-Augmented Generation through Ranking Chain-of-Thoughts. In *Proceedings of the 63rd Annual Meeting of the Association for Computational Linguistics (Volume 1: Long Papers)*, Wanxiang Che, Joyce Nabende, Ekaterina Shutova, and Mohammad Taher Pilehvar (Eds.). Association for Computational Linguistics, Vienna, Austria, 12857–12874. doi:10.18653/v1/2025.acl-long.629
- [55] Lee Xiong, Chenyan Xiong, and et al. 2021. Approximate Nearest Neighbor Negative Contrastive Learning for Dense Text Retrieval. In *International Conference on Learning Representations*. <https://openreview.net/forum?id=zeFrgyZln>
- [56] Wenhan Xiong, Xiang Li, and et al. 2021. Answering Complex Open-Domain Questions with Multi-Hop Dense Retrieval. In *International Conference on Learning Representations*. <https://openreview.net/forum?id=EMHoBG0avc1>
- [57] Changlong Yu, Xin Liu, and et al. 2024. COSMO: A Large-Scale E-commerce Common Sense Knowledge Generation and Serving System at Amazon. In *Companion of the 2024 International Conference on Management of Data*. ACM.
- [58] Changlong Yu, Weiqi Wang, and et al. 2023. FolkScope: Intention Knowledge Graph Construction for E-commerce Commonsense Discovery. In *Findings of the Association for Computational Linguistics: ACL 2023*. Association for Computational Linguistics.
- [59] Shi Yu, Zhenghao Liu, and et al. 2021. Few-Shot Conversational Dense Retrieval. In *Proceedings of the 44th International ACM SIGIR Conference on Research and Development in Information Retrieval*. ACM.
- [60] Manzil Zaheer, Guru Guruganesh, Avinava Dubey, Joshua Ainslie, Chris Alberti, Santiago Ontanon, Philip Pham, Anirudh Ravula, Qifan Wang, Li Yang, and Amr Ahmed. 2020. Big bird: transformers for longer sequences. In *Proceedings of the 34th International Conference on Neural Information Processing Systems* (Vancouver, BC, Canada) (*NIPS '20*). Curran Associates Inc., Red Hook, NY, USA, Article 1450, 15 pages.
- [61] Zirui Zhao, Wee Sun Lee, and et al. 2023. Large language models as common-sense knowledge for large-scale task planning. *Advances in neural information processing systems* 36 (2023), 31967–31987.
- [62] Shengyao Zhuang, Xueguang Ma, and et al. 2025. Rank-R1: Enhancing Reasoning in LLM-based Document Rerankers via Reinforcement Learning. arXiv:2503.06034 [cs]
- [63] Shengyao Zhuang, Honglei Zhuang, and et al. 2024. A Setwise Approach for Effective and Highly Efficient Zero-shot Ranking with Large Language Models. In *Proceedings of the 47th International ACM SIGIR Conference on Research and Development in Information Retrieval*. ACM.
- [64] Yicheng Zou, Hongwei Liu, and et al. 2022. Divide and Conquer: Text Semantic Matching with Disentangled Keywords and Intents. In *Findings of the Association for Computational Linguistics: ACL 2022*. Association for Computational Linguistics.

A Appendix

A.1 Statistical Analysis

To evaluate the effectiveness of the E-CARE pipeline, we perform a statistical analysis examining how the structural and semantic properties of the reasoning factor graph evolve along the pipeline. Specifically, we analyze the number of nodes, the number of edges, and the in-group similarity of query and product nodes. The in-group similarity of a node on the reasoning factor graph is computed as

$$s = \frac{1}{|\mathbb{N}|} \sum_{n \in \mathbb{N}} \frac{1}{|\mathbb{T}|} \sum_{\mathbb{S} \in \mathbb{T}} \frac{1}{|\mathbb{R}_{\mathbb{S},n}|} \sum_{i,j \in \mathbb{R}_{\mathbb{S},n}, i \neq j} \text{sim}(i, j), \quad (11)$$

where \mathbb{N} denotes the set of query or product nodes, \mathbb{T} represents the set of subsets of factors (defined in § 3.1.2), and $\mathbb{R}_{\mathbb{S},n}$ is the set

of factors connected to node n within $\mathbb{S} \in \mathbb{T}$ in \mathcal{G} . The results are presented in Figure 4. As shown, both the graph size and the in-group similarity of factors connected to each query or product node decrease progressively along the E-CARE pipeline, indicating that the factors on the final reasoning factor graph are less redundant and more distinguishable than those on the initial one. This low correlation among factors in the graph enriches the reasoning space and improves performance on downstream tasks.

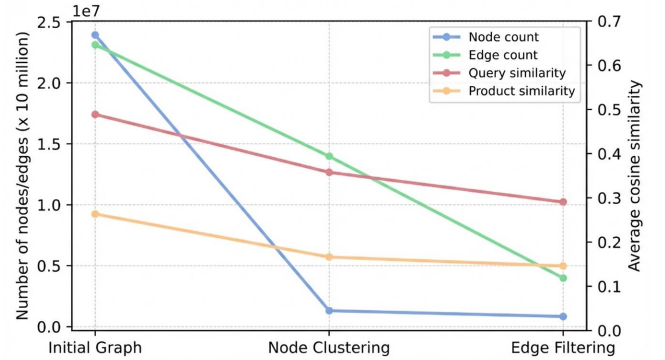


Figure 4: Statistics of the reasoning factor graph for the ESCI dataset along the E-CARE pipeline. Both the graph size and the in-group similarity of factors connected to each query or product node decrease as the pipeline progresses, indicating that node clustering and edge filtering reduce factor redundancy within groups, potentially facilitating downstream tasks.

A.2 Adapter Results Evaluation

We compute the similarity score s^k to measure how well the adapter’s top- k outputs align with ground-truth positives across queries on the reasoning factor graph \mathcal{G} as follows.

$$s^k = \frac{1}{|\mathbb{Q}|} \sum_{q \in \mathbb{Q}} \frac{1}{|a_{\mathbb{S}}^k(q)|} \sum_{f \in a_{\mathbb{S}}^k(q)} \max[\text{sim}(f, n) \mid n \in P_{\mathbb{S}}^+(q)]$$

For each query q , we take its top- k results $a_{\mathbb{S}}^k(q)$. Each result f is matched to its most similar positive in $P_{\mathbb{S}}^+(q)$, and these maxima are averaged over the k results, followed by another averaging across all queries, yielding s^k .

The similarity evaluation results regarding the product adapter are shown in Figure 5, which reaches the maximum cosine similarity of 0.89 in ‘where_when’ type at the top-1 setting on the training set.

A.3 Inherent Reasoning Types and Extraction Example

An example of inherent LLM reasoning is shown in Table 5.

The pre-defined product feature types and corresponding descriptions are shown in Table 6.

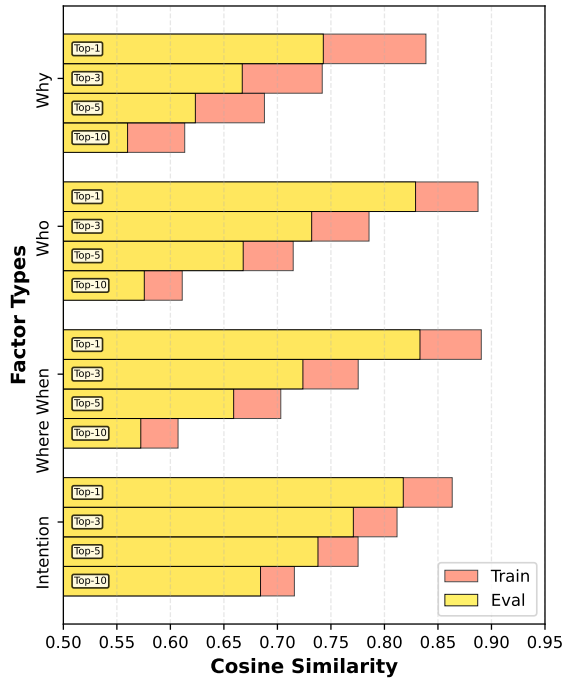


Figure 5: Similarity evaluation of product adapter results regarding 4 different factor subsets. The similarities are computed between text embeddings of predicted factors and ground truth factors.

Table 5: An example of product feature extraction.

Product Name	Panasonic FV-08VRE2 Ventilation Fan with Recessed LED (Renewed)
Extraction	category: Ventilation Fan; style: Modern; usage: Ventilation and Lighting

Table 6: Pre-defined inherent reasoning types and corresponding descriptions.

Inherent Reasoning Type	Feature Type Description
category	The high-level functional taxonomy of the product, describing what kind of item it is and its primary role (e.g., running shoes, office chair, wireless earbuds).
style	The aesthetic or design characteristics of the product, including visual appearance, material, and overall presentation (e.g., minimalist, vintage, sporty).
usage	The intended usage scenarios or practical functions of the product, describing how and in what situations it is typically used (e.g., for long-distance running, for home office work, for outdoor travel).

A.4 LLM Commonsense Reasoning Prompt

Prompt template for scopt ‘Who’ is shown in Table 7. The ‘extraction_response’ is extracted by LLMs from the text description.

Table 7: Prompt template for cross reasoning type ‘Who’. {query}, {product}, and {extraction_response} are the placeholders for query text, product title text, and product extracted features text, respectively.

```
# Instruction:
Given a <query> from user and the <product> that user clicked, your
task is to answer the question in term of how user’s <need> behind the
<query> can be satisfied by <product>’s <utility>.
The <need> and <utility> within the answer should be less than 4
words.
Answer should be about type of person.
Return 1 answer as least, 2 at maximum.

# Example 1:
<query>: bachelorette vinyl stickers
<product>:
title: Wedding Party Bridesmaid Vinyl Decal ONLY Set of 9 DIY Tumbler
Cup Champagne Glasses Maid of Honor Gift (Metallic Gold)
category: Wedding Accessories
broad_category: Special Occasion Accessories
target_audience: Wedding Party
shape: Rectangular
size: 3.8" by 1.7"
style: Gold Metallic
quantity: 9
material: Adhesive Vinyl
usage: Hand wash only, removable but not reusable
compatibility: Hard surface
included_accessories: Application Instructions
Q: Given <query>, who will use <product>?
A1: <product> will be used by [bridesmaid], which satisfies user’s
intention of [wedding decoration].
A2: <product> will be used by [wedding planner], which satisfies user’s
intention of buying [wedding preparation].

... [More examples]...

# Example 4:
<query>: {query}
<product>:
title: {product}
{extraction_response}
Q: Given <query>, who will use <product>?
```

A.5 Edge Filtering Prompt

Some prompt templates for edge filtering are shown in Table 8, 9, 10, and 11, respectively. The remaining prompt templates follow the same format.

A.6 Noe Clustering Prompt

Table 12 shows the prompt we use for factors clustering with LLM.

Table 8: Prompt template of filtering product-to-who of edges, where ‘{product}’ and ‘{factor}’ are placeholders for ‘product’ and ‘who’ factor, respectively.

```
# Instruction:
You are a labeling assistant, helping to clean invalid data. Please answer
the following questions correctly. If correct, return YES, otherwise
return NO.
Just return YES or NO, don’t return anything else.

# examples:
The product ‘Jimmy Choo womens handbag white leather grained mini
satchel’ will be used by ‘students’. Is this judgement reasonable? NO
The product ‘Rumikrafts Handmade Floral Trinket box heart shaped,
Valentine gift for her’ will be used by ‘jewelley owner’. Is this judgement
reasonable? YES
... [More examples]...

The product ‘{product}’ will be used by ‘{factor}’. Is this judgment rea-
sonable?
```

Table 9: Prompt template of filtering product-to-where_when of edges, where ‘{product}’ and ‘{factor}’ are placeholders for ‘product’ and ‘where_when’ factor, respectively.

```
# Instruction:
You are a labeling assistant, helping to clean invalid data. Please answer
the following questions correctly. If correct, return YES, otherwise
return NO.
Just return YES or NO, don’t return anything else.

# examples:
The product ‘French A1 to B2: A complete guide’ will be used in the
‘language learning’ scenario. Is this reasonable? YES
The product ‘Arcteryx snow sports cargo pants XX_Large 32’ will be
used in the ‘hiking’ scenario. Is this reasonable? NO
... [More examples]...

The product ‘{product}’ will be used in the ‘{factor}’ scenario. Is this
reasonable?
```

Table 10: Prompt template of filtering query-to-who of edges, where ‘{query}’ and ‘{factor}’ are placeholders for ‘query’ and ‘who’ factor, respectively.

```
# Instruction:
You are a labeling assistant, helping to clean invalid data. Please answer
the following questions correctly. If correct, return YES, otherwise
return NO.
Just return YES or NO, don't return anything else.

# examples:
The user searched for 'Electronic drum set for kids', which means the
user is a 'beginner'. Is this reasonable? YES
The user searched for 'Arcteryx snow sports cargo pants', which means
the user is a 'beach lover'. Is this reasonable? NO
... [More examples]...

The user searched for '{query}', which means the user is a '{factor}'. Is
this reasonable?
```

Table 11: Prompt template of filtering query-to-where_when of edges, where ‘{query}’ and ‘{factor}’ are placeholders for ‘query’ and ‘where_when’ factor, respectively.

```
# Instruction:
You are a labeling assistant, helping to clean invalid data. Please answer
the following questions correctly. If correct, return YES, otherwise
return NO.
Just return YES or NO, don't return anything else.

# examples:
The user searched for '#2 pencils HB wood cased', indicating that the
user's usage scenario is 'going out'. Is this reasonable? NO
The user searched for '#2 pencils HB wood cased', indicating that the
user's usage scenario is 'classroom'. Is this reasonable? YES
... [More examples]...

The user searched for '{query}', which indicates that the user's usage
scenario is '{factor}'. Is this reasonable?
```

Table 12: The prompt template of clustering, where the {factors} is the placeholder for the input factor list.

```
# Instruction: 1. Use a summary phrase to summarize the provided
phrase list. 2. The general phrase should be less than 2 words. 3. Only
the general phrase part is output, but the phrase list part is not output.

# Example 1:
- Phrase list: [slip on shoes, loafer shoes]
- General phrase: slip-on loafer
# Example 2:
- Phrase List: [cotton t-shirt, breathable t-shirt, t-shirt made of cotton]
- General phrase: breathable cotton t-shirt
... [More examples]...

# Example 6:
- Phrase List: {factors}
- General phrase:
```