

Online Learning to Rank under Corruption: A Robust Cascading Bandits Approach

Fatemeh Ghaffari*

fghaffari@umass.edu

UMass Amherst

Amherst, Massachusetts, USA

Siddarth Sitaraman[†]

siddarth_sitaraman@brown.edu

Brown University

Providence, Rhode Island, USA

Xutong Liu[‡]

xutongl@uw.edu

University of Washington - Tacoma

Tacoma, Washington, USA

Xuchuang Wang*

xuchuangwang@cs.umass.edu

UMass Amherst

Amherst, Massachusetts, USA

Mohammad Hajiesmaili*

hajiesmaili@cs.umass.edu

UMass Amherst

Amherst, Massachusetts, USA

Abstract

Online learning to rank (OLTR) studies how to recommend a short ranked list of items from a large pool and improves future rankings based on user clicks. This setting is commonly modeled as cascading bandits, where the objective is to maximize the likelihood that the user clicks on at least one of the presented items across as many timesteps as possible. However, such systems are vulnerable to click fraud and other manipulations (i.e., corruption), where bots or paid click farms inject corrupted feedback that misleads the learning process and degrades user experience. In this paper, we propose M^2UCB-V , a robust algorithm that incorporates a novel mean-of-medians estimator, which to our knowledge is applied to bandits with corruption setting for the first time. This estimator behaves like a standard mean in the absence of corruption, so no cost is paid for robustness. Under corruption, the median step filters out outliers and corrupted samples, keeping the estimate close to its true value. Updating this estimate at every round further accelerates empirical convergence in experiments. Hence, M^2UCB-V achieves optimal logarithmic regret in the absence of corruption and degrades gracefully under corruptions, with regret increasing only by an additive term tied to the total corruption. Comprehensive and extensive experiments on real-world datasets further demonstrate that our approach consistently outperforms prior methods while maintaining strong robustness. In particular, it achieves a 97.35% and a 91.60% regret improvement over two state-of-the-art methods.

Keywords

Online Learning to Rank, Cascading Bandits, Combinatorial Bandits, Adversarial Corruption

1 Introduction

Learning to rank lies at the core of modern recommendation and information retrieval systems, where the goal is to present users with an ordered list of items tailored to their preferences [2, 32]. Online learning to rank extends this paradigm by updating the recommendations as new feedback arrives in sequence, enabling systems to adapt quickly to user behavior [6, 17, 19, 22, 25, 45, 47]. For example on Yelp, the system ranks local businesses so that users find good restaurants and services quickly [37]. In e-commerce, it orders products to maximize purchase probability [12, 13]. On music and

movie platforms, it surfaces songs and films that match a user’s taste while exploring new options [22, 33, 47].

A widely studied model of user interactions in these applications is the *cascade model* [19, 22, 33, 44, 45], where users examine results sequentially from top to bottom and click the first attractive item. The cascade model captures the position-dependent nature of user feedback and leads naturally to the cascading bandits framework, a special case of combinatorial bandits [3, 7, 20, 34] with non-linear rewards. Each item k has an unknown click probability μ_k , and the learner aims to sequentially construct ranked lists to maximize the probability of obtaining a click. The learning agent explores by estimating item attractiveness from past observations, while balancing the need to exploit high-probability items to maximize user satisfaction.

Despite its success, practical OLTR systems face substantial challenges from corrupted environments [8, 15, 37, 47]. For example, click fraud in online advertising generates misleading clicks through bots, degrading both system revenue and user experience. Similarly, e-commerce platforms suffer from click farms or fake reviews that manipulate product rankings for profit. These corruptions, whether adversarial or stochastic, are pervasive in deployed systems. Thus, robust algorithms must achieve near-optimal performance in benign settings while degrading gracefully under corruption, even when the amount of corruption is unknown.

Designing a robust algorithm for the cascading bandit setting poses unique challenges. The non-linear reward function breaks the applicability of standard linear confidence bounds widely used in existing works, making them face significant limitations: some achieve optimality in uncorrupted settings but fail under corruption [19, 33]; others offer robustness but sacrifice optimal guarantees [8, 37]; yet others rely on epoch-based designs that slow convergence and underperform in practice [38]. As a result, there remains a critical gap in the literature: we lack algorithms that are simultaneously (i) optimal in trustworthy environments, (ii) provably robust under adversarial corruption, and (iii) reliable in real-world deployments.

Contributions. This paper aims to address the above challenges of corruption-robust cascading algorithms by addressing the following central question: *How can we efficiently and robustly learn in corrupted cascading bandit environments in a way that also performs reliably on real-world data?*

Algorithm design. We develop Model selection calibrated Mean-of-medians Variance-aware UCB ($M^2\text{UCB-V}$), an algorithm that remains robust under adversarial corruption, yet performs optimally when no corruption is present, without requiring prior knowledge of the corruption level. The key design ideas behind $M^2\text{UCB-V}$ include: (i) incorporating a calibrated mean-of-medians estimator that ensures reliable performance both with and without corruption, (ii) introducing a variance-aware refinement of UCB to further tighten the regret bound, and (iii) employing a model selection mechanism to automatically adapt to unknown corruption levels. The full algorithmic details are presented in Section 3.

First, we incorporate a calibrated mean-of-medians mechanism that leverages a robust median-based estimator. We show that in the absence of corruption, the mean-of-medians behaves like a UCB mean estimator and achieves optimal performance. Under corruption, the median step selects uncorrupted samples with high probability, ensuring robustness. While this estimator has been previously used in heavy-tailed bandits [39, 43], applying it to adversarial corruption is novel and requires addressing new challenges in careful adaptation to guarantee sufficient uncorrupted samples per item. Because click feedback is asymmetric and typically Bernoulli, unlike the symmetric assumptions common in heavy-tailed bandits, we introduce a calibration step that maps the mean-of-medians back to the underlying Bernoulli mean, producing estimates centered around the desired true value. Then, by combining this estimator with the state-of-the-art variance-aware UCB radius, we develop an algorithm that is robust against corruption, albeit with the requirement of prior knowledge of the corruption level. Last, and to remove the dependence on prior knowledge of corruption level, we incorporate the model selection framework inspired by Wei et al. [36] and develop the corruption-agnostic Model Selection $M\text{UCB-V}$ ($M^2\text{UCB-V}$). Because the algorithm updates its estimates every round, it adapts quickly to changes and rapidly converges to the true optimal items once corruption is removed.

Theoretical guarantees. In Section 4, we provide a regret analysis establishing near-optimal bounds both in the corruption-free regime and in terms of dependence on the total corruption. In particular, we establish that the regret of $M^2\text{UCB-V}$ is bounded by $O\left(KC + \frac{K \log T}{\Delta}\right)$, where T is the time horizon, C is the total corruption level, K is the number of items, S^* is the optimal recommended list, and Δ is the minimum gap between any suboptimal item k and the worst optimal item. *This result means that in the absence of corruption, $M^2\text{UCB-V}$ achieves optimal regret, and under corruption, the additional term is optimal up to a multiplicative factor of K .* The main challenge for the regret analysis is the bias of the mean-of-medians estimator. For Bernoulli data, a block median estimates $q_b(\mu)$, the probability that a size- b block has a majority of ones, rather than the true mean μ . We therefore calibrate the estimator by inverting q_b to map the mean-of-medians back to μ . To show that the calibrated estimator is centered at the true mean, we first derive a Bernstein-type concentration bound for the average of the block-median indicators, then use the mean value theorem with the inverse map $g_b = q_b^{-1}$ to transfer this deviation to the mean parameter while controlling the local slope via $1/q'_b(\xi)$. Combined with the 1-Lipschitz, self-bounding property of the Bernoulli variance $v(p) = p(1-p)$, this yields a variance-adaptive and corruption-robust

cascading bandit algorithm. In the absence of corruption, $M^2\text{UCB-V}$ attains the optimal gap-dependent regret for cascading bandits, and to our knowledge, it is the first corruption-robust method in this setting to match the stochastic optimal regret. The corruption term in our regret is suboptimal by a factor K relative to the $O(C)$ benchmark. As a side contribution, we adapt the corruption-robust CBARBAR algorithm of Xu and Li [38] from combinatorial bandits with linear rewards to the cascading bandit setting. We call the resulting method CascadeCBARBAR . Appendix C presents the algorithm, its regret bound, and a proof sketch. In the presence of corruption, CascadeCBARBAR is suboptimal by a factor d , the list length. Nevertheless, as shown in Section 5, $M^2\text{UCB-V}$ consistently outperforms CascadeCBARBAR even under heavy corruption, largely because it avoids the doubling-epoch schedule that delays updates and slows convergence.

Empirical evaluation. Last, in Section 5, we validate our approach through extensive experiments on real-world datasets, demonstrating strong performance across a wide range of corruption levels, including the stochastic setting. We conduct experiments on three large-scale real-world datasets: Yelp [41], MovieLens [11], and LastFM [31], which together represent some of the most common applications of OLTR. Our empirical results support the theoretical guarantees across several scenarios. We validate our algorithms on both synthetic and real-world datasets, comparing against strong baselines including CascadeUCB-V [33], FTL [16], CascadeRAC [37], and CascadeCBARBAR . In a set of representative experiments, our method’s cumulative regret after 40k rounds improves FTL by 99.60%, CascadeUCB-V by 97.35%, CascadeRAC by 91.60, and CascadeCBARBAR by 98.41%.

1.1 Related Work

Cascading Bandits. Kveton et al. [19] introduced the cascading bandit formulation along with UCB-style algorithms (CascadeUCB and CascadeKL-UCB) that achieve regret guarantees, establishing the now-standard “examine-until-first-click” feedback model. Combes et al. [6] developed gap-dependent regret lower bounds and proposed efficient learning-to-rank algorithms. Vial et al. [33] establish gap-independent lower bounds for cascading bandits and introduce CascadeUCB-V , a variance-adaptive UCB algorithm that matches those bounds. CascadeUCB-V ’s gap-dependent regret is the optimal $O\left(\sum_{k \notin S^*} \frac{\log T}{\Delta_k}\right)$, as shown in Table 1. Katariya et al. [17] generalized cascading bandits to the dependent click model, extending cascades to handle multiple clicks. Lagr  e et al. [21] introduced the position-based model, which explicitly accounts for position bias and provides both lower bounds and efficient algorithms in multi-play settings. Zoghi et al. [45] studied learning under a broad class of stochastic click models, including both the cascade and position-based models, and established gap-dependent regret bounds with strong empirical performance. Lattimore et al. (2020) further provided gap-independent regret bounds for generalized click models. Zhong et al. [44] introduced Thompson Sampling variants for cascading bandits, offering Bayesian learning methods with regret guarantees and competitive empirical performance. Another line of work considers contextual cascading bandits, which incorporate

Table 1: Comparison of cascading bandit algorithms in stochastic and corrupted settings.

Algorithm	Regret w/o corruption	Stoch. LB [†]	Regret w/ corruption	Robust	Corr. factor
CascadeUCB-V [33]	$O\left(\sum_{k \notin S^*} \frac{\log T}{\Delta_k}\right)$	✓	–	✗	–
CascadeRAC [37]	$O\left(\sum_{k=d+1}^K \frac{d \log T \log(KT)}{\Delta_k}\right)$	✗	$O\left(\sum_{k=d+1}^K \frac{d(CK \log(KT) + \log T) \log(KT)}{\Delta_k}\right)$	✓	Multiplicative
FORC [8]	$O\left(\sum_{k=1}^K \sum_{j=k+1}^K \frac{\log T \log(KT)}{\Delta_{kj}}\right)$	✗	$O\left(\sum_{k=d+1}^K \frac{d(CK \log(KT) + \log T) \log(KT)}{\Delta_k}\right)$	✓	Multiplicative
CascadeCBARBAR [38]	$O\left(\frac{d^2 K}{\Delta_{\min}} \log^2 T\right)$	✗	$O\left(dC + \frac{d^2 K}{\Delta_{\min}} \log^2 T\right)$	✓	Additive
M ² UCB-V (Ours)	$O\left(\frac{K \log T}{\Delta}\right)$	✓	$O\left(KC + \frac{K \log T}{\Delta}\right)$	✓	Additive

Note ([†]): ✓ indicates the algorithm matches the known stochastic lower bound in the uncorrupted stochastic setting, ✗ indicates it does not.

item features and position discounts to better capture practical scenarios [22–25, 46]. Finally, cascading bandits can be viewed as a special case of combinatorial bandits with non-linear reward functions [3, 24, 26, 34], linking this setting to the broader combinatorial bandit literature. To facilitate learning in such settings, structural conditions like Lipschitz continuity [34, 35], and more recently, inverse Lipschitz continuity [4] have been adopted to ensure that changes in base-arm rewards translate to bounded and predictable changes in the overall reward. Most prior work on cascading bandits—and even on broader combinatorial bandits—ignores adversarial corruption and thus lacks robustness guarantees. In contrast, M²UCB-V enjoys optimal regret in the uncorrupted stochastic regime and remains robust under corruption.

Bandits with Adversarial Corruption. The study of adversarial corruption in bandits was initiated by Lykouris et al. [29], who introduced a corruption model for the classical stochastic MAB and showed that any algorithm with logarithmic stochastic regret must incur regret linear w.r.t corruption level C . Building on this, Gupta et al. [9] proposed the corruption-agnostic algorithm BARBAR, which achieves a regret bound of $O(KC + K \log T / \Delta_{\min})$, thereby replacing the earlier *multiplicative* dependence on C with an *additive* term and doing so without requiring prior knowledge of the corruption budget. However, there has been limited work on cascading bandits with corruption. Golrezaei et al. [8] introduced two algorithms, FAR and FORC, for ranking with fake users. FAR assumes knowledge of the fakeness level C and inflates confidence intervals accordingly. To propose a corruption-agnostic method, they design FORC, which runs multiple layers with different sampling frequencies and implicit corruption guesses, in the spirit of the corruption agnostic layering of Lykouris et al. [29]. In this setting with up to C fake users over a horizon T , FORC achieves the regret

$$O\left((K^2 C + \log T) \sum_{k=1}^K \sum_{j=k+1}^K \frac{\log(KT)}{\Delta_{kj}}\right).$$

As shown in Table 1, this algorithm does not match the stochastic lower bound in the uncorrupted setting and, under corruption, suffers from a multiplicative dependence on C . Later, Xie et al. [37] proposed CascadeRAC, which extends active-arm elimination, similar to the method of Lykouris et al. [29], to cascading bandits.

They obtain the regret

$$O\left(\sum_{k=d+1}^K \frac{d(CK \log(KT) + \log T) \log(KT)}{\Delta_k}\right).$$

This improves FORC’s dependence on K , but remains suboptimal in the stochastic stochastic regime and still exhibits a multiplicative dependence on the corruption budget, as summarized in Table 1.

In a related line of work, Xu and Li [38] extended BARBAR to combinatorial bandits with linear rewards, proposing CBARBAR with regret $\tilde{O}\left(C + \frac{d^2 K}{\Delta_{\min}}\right)$. We extend this approach to the cascading setting (see Appendix C), yielding CascadeCBARBAR, and show that it achieves the regret bound

$$O\left(dC + \frac{d^2 K}{\Delta_{\min}} \log^2 T\right).$$

While CascadeCBARBAR attains an *additive* dependence on the corruption level C , it remains suboptimal in the stochastic regime (Table 1). Our algorithm, M²UCB-V, enjoys optimal regret in the uncorrupted setting and only an additive dependence on corruption, yielding total regret

$$O\left(KC + \frac{K \log T}{\Delta}\right).$$

To the best of our knowledge, it is the first corruption-robust cascading bandit method that matches the stochastic optimum. Although CascadeCBARBAR theoretically has a slightly smaller corruption factor, Section 5 shows that M²UCB-V outperforms it even under heavy corruption.

Last, a parallel line of work studies adversarial combinatorial bandits [10] and best-of-both-worlds (BoBW) combinatorial bandits [16]. However, there is no known Adversarial or BoBW work that handles combinatorial bandits with general nonlinear function such as cascading bandits. Our experiments show that the BoBW FTRL method of Ito [16] underperforms corruption-robust baselines in corrupted stochastic environments.

2 Problem Setting

2.1 Cascading Bandits

We consider a cascading bandit with $K \in \mathbb{N}^+$ items, indexed by $[K] := \{1, \dots, K\}$. Each item k is associated with an unknown click probability $\mu_k \in [0, 1]$, collected in the vector $\boldsymbol{\mu} := (\mu_1, \dots, \mu_K) \in [0, 1]^K$. When item k is examined at round t , the click outcome $X_k(t) \in \{0, 1\}$ follows a Bernoulli distribution, $X_k(t) \sim \text{Ber}(\mu_k)$. We denote $\mathbf{X}(t) := (X_1(t), \dots, X_K(t))$ and following prior cascading

bandit works [19, 33], we assume that outcomes are independent across items.

The interaction proceeds over $T \in \mathbb{N}^+$ decision rounds. At each round $t \in [T]$, the learner recommends an ordered list of $d \in \mathbb{N}^+$ items, $S(t) := (s_1(t), \dots, s_d(t)) \in [K]^d$. The user examines the list sequentially from the top and clicks the first attractive item, after which they stop browsing. We define the user's stopping position as $\kappa_t := \min\{i \in [d] : X_{s_i(t)}(t) = 1\}$, and set $\kappa_t = d + 1$ if no item is clicked. The learner observes the feedback $X_{s_i(t)}(t)$ for all positions $i \leq \kappa_t$ and receives no feedback for unexamined positions $i > \kappa_t$.

The reward at round t equals one if the user clicks at least one item, and zero otherwise, which is formally defined as:

$$R(S(t), X(t)) := 1 - \prod_{k \in S(t)} (1 - X_k(t)). \quad (1)$$

Since $X_k(t)$'s are independent across k , we have $\mathbb{E}[R(S(t), X(t))] = R(S(t), \mu)$. The learner's performance is evaluated by the expected cumulative regret defined under the true reward mean before corruption as

$$Reg(T) = \mathbb{E} \left[\sum_{t=1}^T (R(S^*, X_t) - R(S(t), X_t)) \right],$$

where $S^* = \arg \max_{S \in [K]^d} R(S, \mu)$ is the optimal list selected with prior knowledge of μ , and $S(t)$ is the item list chosen by the learner at round t .

2.2 Adversarial Corruption Model

We further consider a corruption setting in which an adversary can arbitrarily corrupt the item click rewards. Let $c_{k,t} \in \mathbb{R}$ denote the corruption applied to item k at round t , and define the cumulative corruption budget, unknown to the learner, as

$$\sum_{t=1}^T \max_{k \in S(t)} |c_{k,t}| \leq C. \quad (2)$$

The learner observes corrupted feedback but is evaluated with respect to the underlying stochastic environment. This corruption formulation follows Xie et al. [37], and is conceptually aligned with the "fake user" corruption model introduced by Golrezaei et al. [8], where corruption corresponds to a bounded number of perturbed rounds. The objective is to develop robust algorithms whose expected regret scales gracefully with the cumulative corruption level C . The overall learning protocol with corruption is described as follows in Algorithm 1:

Algorithm 1 Corruption procedure for cascading bandits

```

1: for round  $t = 1, \dots, T$  do
2:   Learner recommends an ordered list  $S(t) \in [K]^d$ 
3:   Adversary chooses a corruption vector  $c(t) \in \mathbb{R}^d$ 
4:   Rewards  $X(t) \in [0, 1]^K$  are independently drawn with mean  $\mu_k$  for each item  $k$ 
5:   Learner observes corrupted reward  $R(S(t), X(t) + c(t))$ 
6: end for
```

3 The M^2 UCB-V Algorithm

Do We first address the setting with a known corruption level by introducing a calibrated mean-of-medians estimator in Algorithm 3, which provides robust estimates under corruptions. Using this estimator, we derive a corruption-aware variant of the CascadeUCB-V algorithm [33], presented in Algorithm 2. Building on this, we further incorporate the model-selection framework of [36] to obtain the final corruption-agnostic algorithm, M^2 UCB-V, which automatically adapts to both stochastic and corrupted environments without requiring prior knowledge of the corruption level.

Algorithm 2 M^2 UCB-V (calibrated Mean-of-medians variance-aware UCB)

Input: Horizon T , list size d , corr. budget C , Constants $\alpha, A, B > 0$

```

1: for each item  $k \in [K]$  do
2:    $X_k \leftarrow [\emptyset]$   $\triangleright$  Observed clicks of item  $k$ 
3:   for  $r = 1$  to  $10C$  do
4:     Recommend  $S_k = \{k, \text{any } d-1 \text{ items from } [K] \setminus \{k\}\}$ .
5:     Observe click feedback and append to  $X_k$  for all observed  $k$ 
6:   end for
7: end for
8: for rounds  $t = 10KC, \dots, T$  do
9:   for each item  $k \in [K]$  do
10:     $T_k(t) \leftarrow |X_k|, b \leftarrow \lceil \alpha \log \max\{T_k(t), 2\} \rceil$ 
11:     $\hat{\mu}_k \leftarrow \text{CalibratedMeanOfMedians}(X_k, b)$ 
12:     $\hat{\sigma}_k \leftarrow \hat{\mu}_k(1 - \hat{\mu}_k)$   $\triangleright$  empirical variance proxy
13:     $s \leftarrow \max\{1, T_k(t)\}$   $\triangleright$  avoid divide-by-zero
14:     $\rho_k \leftarrow A \sqrt{\frac{\hat{\sigma}_k \log t}{s}} + B \frac{\log t}{s}$ 
15:     $\bar{\mu}_k \leftarrow \min\{\hat{\mu}_k + \rho_k, 1\}$ 
16:   end for
17:    $S_t \leftarrow \text{Top-}d \text{ items by } \bar{\mu}_k$ 
18:   Play  $S_t$ , Observe click feedback and append to  $X_k$  for all observed  $k$ 
19: end for
```

Algorithm 3 CalibratedMeanOfMedians

Input: Reward vector X , number of groups $b = \lceil \alpha \log T \rceil$

```

1: if  $|X| < b$  then
2:   return  $\text{Mean}(X)$   $\triangleright$  not enough samples
3: end if
4: Set block size  $b \leftarrow 2 \lfloor \frac{|X|}{2b} \rfloor + 1$   $\triangleright$  nearest odd
5: Uniformly partition  $X$  into  $b$  blocks  $X^{(1)}, \dots, X^{(G)}$  with sizes  $\approx b$ 
6: for each  $j = 1, \dots, b$  do
7:    $M_j \leftarrow \text{Median}(X^{(j)}) \in \{0, 1\}$ 
8: end for
9:  $\bar{M} \leftarrow \text{Mean}(M_1, \dots, M_b)$ 
10:  $\hat{\mu} \leftarrow \text{Calibrate}(b, \bar{M})$   $\triangleright$  invert majority map
11: return  $\hat{\mu}$ 
```

Algorithm 4 Calibrate (inverse $q_b = q_b^{-1}$ by bisection)

Input: odd $b \geq 3$, target $y \in [0, 1]$, tolerance $\eta > 0$, max iters N

```

1: Define  $q_b(p) \leftarrow \sum_{r=(b+1)/2}^b \binom{b}{r} p^r (1-p)^{b-r}$ 
2:  $\ell \leftarrow 0, r \leftarrow 1$ 
3: for  $t = 1, \dots, N$  do
4:    $m \leftarrow (\ell + r)/2; \quad v \leftarrow q_b(m)$ 
5:   if  $|v - y| \leq \eta$  then
6:     return  $m$ 
7:   else if  $v < y$  then
8:      $\ell \leftarrow m$ 
9:   else
10:     $r \leftarrow m$ 
11:   end if
12: end for
13: return  $(\ell + r)/2$  ▷ final bracket midpoint

```

The Mean-of-Medians Estimator. We propose our robust calibrated mean-of-medians estimator, detailed in Algorithm 3. At each round t , the samples collected for item k are randomly divided into $b = \lceil \alpha \log T_{k,t} \rceil$ groups (Line 5). The median of each group is then computed, and their average is taken to form the mean-of-medians estimator (Line 9). Because each item’s clickability follows an asymmetric Bernoulli distribution, the expected median of its samples generally deviates from the true mean. To correct this bias, we calibrate the mean-of-medians estimator using the procedure described in Algorithm 4. Specifically, we invert the monotone function $y = q_b(x)$, which maps the true Bernoulli mean to the expected median of b samples. This inversion produces a calibrated estimate that closely recovers the underlying true mean corresponding to the observed mean-of-medians.

The Calibrate procedure numerically inverts the majority function q_b to obtain $\hat{p} = g_b(y)$ for a given target $y \in [0, 1]$. It takes as input the odd block size b , target value y , tolerance $\eta > 0$, and maximum number of iterations N . We explicitly define

$$q_b(p) = \sum_{r=(b+1)/2}^b \binom{b}{r} p^r (1-p)^{b-r},$$

which gives the probability that a block of b Bernoulli samples with mean p has a majority of ones (Line 1). The algorithm initializes a search interval $[\ell, r] = [0, 1]$ (Line 2) and performs up to N bisection steps (Line 3). In each step, it computes the midpoint $m = (\ell + r)/2$ and evaluates $v = q_b(m)$ (Line 4). If $|v - y| \leq \eta$, it returns m as the estimate (Line 6). Otherwise, it updates the interval using the monotonicity of q_b , setting $\ell \leftarrow m$ if $v < y$ (Line 8) and $r \leftarrow m$ otherwise (Line 10). If the tolerance is not met after N iterations, the algorithm returns the final midpoint $(\ell + r)/2$ as the calibrated estimate (Line 13).

This method guarantees that the fraction of corrupted samples in any group remains below $1/2$ with high probability, provided the total number of samples exceeds $O(C)$. As a result, the median of each group is unlikely to be affected by corruption, ensuring the overall estimator remains reliable with high probability. The mean-of-medians estimator was originally introduced by Zhong et al. [43] and later applied by Xue et al. [39] to linear bandits

with heavy-tailed rewards. Both works, however, assume symmetric underlying distributions, where the expected median equals the true mean. In contrast, our setting involves asymmetric Bernoulli distributions. To handle this asymmetry, we introduce a calibration procedure that maps the expected median to its corresponding mean, thereby producing an estimate closest to the true mean while maintaining robustness against corruption. Although median-based estimators are common in robust learning [28], we find that this mean-of-medians approach is particularly effective in adversarially corrupted environments, outperforming classical alternatives such as the median-of-means. As shown in our theoretical analysis in Section 4, this improvement arises from its ability to maintain low bias and strong high-probability guarantees, even when a (bounded) number of samples are corrupted.

MUCB-V. Algorithm 2 extends the variance-aware cascade UCB (CascadeUCB-V) algorithm [33] by replacing the empirical mean with the robust calibrated mean-of-medians estimator and adapting it to the cascading reward setting. For each item $k \in [K]$, the algorithm maintains a list of observed rewards, initialized as empty (Line 2). It first performs several rounds of pure exploration until each item has accumulated more than $10C$ observations (Lines 3–5). After that, at each round t , we estimate the mean reward using the calibrated mean-of-medians estimator (Line 11). We then apply a variance-aware confidence radius $\rho_k(t)$ around each estimate (Line 14). This confidence radius scales with the empirical variance of item k : it contracts rapidly when the click probability is close to 0 or 1, and expands only when the feedback is genuinely noisy. As a result, the algorithm adaptively reduces exploration of more certain items and avoids the $1/p$ penalty suffered by variance-unaware methods, thereby achieving lower regret. Finally, the upper-confidence estimate $\bar{\mu}_k$ is formed by combining the calibrated mean and confidence radius (Line 15), and the top- d items with the highest estimates are selected as the recommendation list at round t (Lines 17–18).

Integration into Model Selection Framework. MUCB-V requires knowledge of the total corruption level C , which is often unavailable in practice since fraudulent click rates in OLTR systems are typically unknown and time-varying. To eliminate this dependency, we adopt the model-selection framework of Wei et al. [36]. The key idea is to instantiate a family of base learners $\{\text{MUCB-V}(C)\}_{C \in \mathcal{G}}$, each tuned for a different corruption level C drawn from a geometric grid $\mathcal{G} = \{0, 1, 2, 4, \dots\}$ (or any doubling schedule up to T). All instances operate in parallel on the same data stream: at each round, the framework selects one active instance to act, records its feedback, and updates the statistics of all remaining instances.

Periodically, the model-selection mechanism performs a statistical comparison among the active instances. It computes high-confidence performance estimates and eliminates any instance that is provably suboptimal relative to the current leader. Intuitively, instances assuming too little corruption tend to be overly optimistic—making aggressive recommendations that fail when feedback is corrupted—whereas those assuming too much corruption are overly conservative and learn too slowly. The elimination tests discard both extremes by identifying significant performance gaps using concentration inequalities.

Since the true corruption level C is close to some grid value $C^* \in \mathcal{G}$, the corresponding $\text{MUCB-V}(C^*)$ (or its nearest neighbor)

will survive the elimination process and eventually dominate. Thus, the model-selection procedure adaptively tracks the best corruption level without requiring prior knowledge of C . The full pseudo-code and implementation details of this framework follow the construction of Wei et al. [36].

4 Theoretical Analysis

We now present the regret guarantees for the $M^2\text{UCB-V}$ algorithm described in Algorithm 2.

Theorem 1. *The expected regret of the $M^2\text{UCB-V}$ in a cascading bandits setting with corruption of level at most C is bounded by:*

$$\text{Reg}(T) \leq O\left(KC + \sum_{k \notin S^*} \frac{\log T}{\Delta_k}\right). \quad (3)$$

Proof Sketch. We begin by analyzing the robustness of the calibrated mean-of-medians estimator under corruption. In each round, the samples associated with each item k are randomly divided into b roughly equal-sized blocks. Let $C_{j,k}$ denote the number of corrupted samples in block j . We define the event \mathcal{E}_k as the case where more than half of the samples in every block are uncorrupted, that is,

$$\mathcal{E}_k := \left\{ \max_{1 \leq j \leq m} C_{j,k} < \frac{1}{2} \ell_{j,k} \right\}.$$

Lemma 1 shows that this event holds with high probability when the total number of samples per item satisfies $T_k(t-1) > 10C$.

Lemma 1. *Assume there are s samples for a certain item k . If at most C samples are corrupted and $s \geq 10C$, then for any constant $\alpha > 15$ we have*

$$\Pr(\mathcal{E}_k) \geq 1 - s^{-3}. \quad (4)$$

The proof uses the fact that the number of corrupted samples per block follows a hypergeometric distribution, which is upper-bounded by a corresponding binomial distribution with parameter $p = C/s \leq 0.1$. Applying the Chernoff bound shows that the probability of having at least half of a block corrupted decays exponentially in the block size. Since each block contains at least $\ell_{\min} \geq b/2 = \Omega(\log s)$ samples, a union bound over all blocks yields a total failure probability of at most s^{-3} .

Next, in Lemma 2, we show that the calibrated mean-of-medians estimator remains close to the true expected value of each item, conditioned on the event \mathcal{E}_k .

Lemma 2. *For any item k , if the "majority-uncorrupted" event \mathcal{E}_k holds, for any $\delta \in (0, 1)$:*

$$\Pr\left(|\hat{\mu}_k(s) - \mu_k| \leq \frac{1}{q'_b(\xi)} \left[\sqrt{\frac{2bq_b(\mu_k)(1 - q_b(\mu_k)) \log(2/\delta)}{s}} + \frac{2b \log(2/\delta)}{3s} \right] \right) \geq 1 - \delta, \quad (5)$$

for some $\xi \in (0, 1)$.

Here, $q_b(p)$ denotes the expected value of the median of b samples under event \mathcal{E}_k , formally defined as

$$q_b(p) := \Pr(\text{Bin}(b, p) \geq (b+1)/2).$$

To prove this, we use Bernstein's inequality to show that the empirical mean of these block medians concentrates around $q_b(\mu_k)$ with high probability, yielding a deviation bound in terms of s and b . Applying the mean value theorem to the inverse calibration function $g_b = q_b^{-1}$ then transfers this concentration result from the transformed q -space back to the original mean space, introducing a scaling factor of $1/q'_b(\xi)$. Combining these steps gives the final high-probability bound on $|\hat{\mu}_k(s) - \mu_k|$ stated in 5. Then, in Lemma 3, we rewrite the estimation error bound, replacing the unknown variance with empirical data variance

Lemma 3. *Fix a round t and an item k and let $s = T_k(t-1)$ for item k . Set $a_t := \frac{\log t}{s}$ and $x := |\hat{\mu}_k(s) - \mu_k|$. Under the majority-uncorrupted event \mathcal{E}_k , there exist constants A_s and B_s such that with probability at least $1 - t^{-4}$,*

$$x \leq A_s \sqrt{\hat{v}_k(s) a_t} + B_s a_t, \quad \hat{v}_k(s) := \hat{\mu}_k(s)(1 - \hat{\mu}_k(s)). \quad (6)$$

To prove Lemma 3, we use the fact that the Bernoulli variance map $v(p) = p(1-p)$ is 1-Lipschitz on $[0, 1]$, i.e., $|u(1-u) - v(1-v)| \leq |u - v|$. Substituting $u = \mu_k$, $v = \hat{\mu}_k(s)$, and noting $x = |\hat{\mu}_k(s) - \mu_k|$, we obtain $\mu_k(1 - \mu_k) \leq \hat{v}_k(s) + x$, which replaces the unknown variance by an empirical term in the variance-aware bound.

Combining Eq. (6) with the UCB radius in Line 14, we obtain a high-probability *sufficient* condition under which the UCB index of a suboptimal item k falls below that of an optimal item k^* :

$$A \sqrt{\frac{\hat{v}_k(s) \log t}{s}} + B \frac{\log t}{s} \leq \frac{1}{2} \Delta_{k,k^*}.$$

This yields the sample-size threshold

$$s \geq \frac{16A^2 \hat{v}_k(s) \log t}{\Delta_{k,k^*}^2} + \frac{4B \log t}{\Delta_{k,k^*}}.$$

Using this threshold, we bound the number of rounds in which a suboptimal item k can be mistaken for k^* ; applying Lemma 1 of Kveton et al. [19] then gives the stochastic regret term $O\left(\sum_{k \notin S^*} \frac{\log T}{\Delta_k}\right)$. Finally, since each round reveals at least one item's feedback, within at most $10KC$ rounds every item accumulates $10C$ observations. Combining these parts yields the final bound stated in Theorem 1. \square

The full proof of Theorem 1 is provided in the Appendix A and B.

Theorem 2 (Regret of $M^2\text{UCB-V}$). *Let Δ denote the minimum gap between any suboptimal item and any optimal item. Then $M^2\text{UCB-V}$ satisfies*

$$\text{Reg}(T) = O\left(KC + \frac{K \log T}{\Delta}\right).$$

PROOF. By Theorem 4 in [36], if G-COBE is run with a base learner whose regret is $O\left(\frac{\beta_1}{\Delta} + \beta_2 C\right)$, then the model selection procedure achieves regret $O\left(\frac{\beta_4}{\Delta} + \beta_2 C\right)$, where $\beta_4 = 10^4(2\beta_1 + 42\beta_2 \log T)$. By Theorem 1, our base learner yields $\beta_1 = K \log T$ and $\beta_2 = K$. Substituting these values and absorbing constants gives

$$\text{Reg}(T) = O\left(KC + \frac{K \log T}{\Delta}\right).$$

which proves the claim. \square

Discussion. We compare our algorithm M^2UCB-V with the lower bound and other baselines in the following two settings.

(i) **Uncorrupted setting.** The gap-dependent lower bound for cascading bandits problem was established by Kveton et al. [19] as $O\left(O\left(\sum_{k \in S^*} \frac{\log T}{\Delta_k}\right)\right)$, and the gap-independent lower bound was given by Vial et al. [33] as $O(\sqrt{KT})$. In the absence of corruption, we prove that our algorithm attains the gap-dependent lower bound. The gap-independent guarantee follows by adapting the proof of Theorem 2 in [33] and substituting our mean estimator for the original one. In contrast, both `CascadeRAC` [37] and `FORC` [8] are suboptimal by a factor of d . We further extend `CBARBAR` [38] from linear combinatorial rewards to the cascading setting, showing that the resulting `CascadeCBARBAR` algorithm is suboptimal by a factor of d^2 . Moreover, all aforementioned algorithms incur an additional $\log T$ factor. The pseudocode, regret bounds, and proof sketch for `CascadeCBARBAR` are provided in Appendix C. Overall, M^2UCB-V outperforms all existing robust cascading bandit algorithms in the stochastic regime.

(ii) **Corrupted setting.** To the best of our knowledge, no prior work establishes a lower bound for cascading bandits under corruption. In the linear combinatorial bandit setting, the corruption lower bound is $O(C)$. Since cascade feedback provides strictly less information than semi-bandit feedback, the corresponding lower bound for cascading bandits must be at least $O(C)$. Under corruption level C , both `CascadeRAC` and `FORC` suffer multiplicative corruption terms in their regret. Our extension, `CascadeCBARBAR`, achieves an additive $O(dC)$ corruption term, and our proposed algorithm similarly maintains a linear additive corruption term. Although this remains suboptimal by a factor of K compared to the ideal $O(C)$ rate, our experiments show that M^2UCB-V consistently outperforms `CascadeCBARBAR` by a substantial margin in practice.

5 Empirical Evaluation

We validate our approach through extensive experiments on the following three large-scale real-world datasets, which together represent some of the most common applications of OLTR.

Datasets. The Yelp dataset [42] consists of 6,990,280 ratings of 150,346 businesses from 1,987,897 users. The MovieLens dataset [11] is derived from a movie recommendations website and consists of 32,000,204 ratings of 87,585 movies from 200,948 users. Finally, the LastFM dataset [31] is derived from an online music site where users can tag artists and consists of 359,347 users and 186,642 artists.

Baseline algorithms. We compare M^2UCB-V against strong baselines: `CascadeUCB-V` [33], which is optimal in the clean stochastic setting but not robust; `FTRL` [16], a best-of-both-worlds combinatorial bandit method; `CascadeRAC` [37], a corruption-robust cascading algorithm whose uncorrupted regret is suboptimal and whose dependence on corruption is multiplicative; and `CascadeCBARBAR`, our extension of `CBARBAR` [38], which achieves an additive corruption term but remains suboptimal in the uncorrupted regime. We omit `FORC` [8] from experiments because its methodology and regret guarantees are similar to `CascadeRAC` and slightly weaker. A head-to-head theoretical comparison of all baselines appears in Table 1.

Bandit Arms. To test our algorithms, we define the bandit arms for each of the three application domains as follows. For Yelp, we ran the query “pizza in Philadelphia” which produced 529 restaurants, each of which was a bandit arm in our simulation. For MovieLens and LastFM, we chose a random set of 500 movies and artists, respectively, each with at least 100 ratings from users.

Computing click probabilities of each arm from user ratings. For each arm corresponding to an item in the dataset, we compute the average rating and the number of ratings of the item. We then compute the click probability of the arm using standard techniques used in recommender systems like IMDB [14] as follows. First, we use the Bayesian average technique [30, 40] to compute the rating of each arm to account for the fact that the true rating is closer to the average value when more ratings are averaged. We then convert the Bayesian-averaged rating of each arm to a click probability using a sigmoid function, a technique that is commonly used in recommender systems [5].

Corruption model. Given a corruption budget, the adversary selects C rounds to corrupt and flips the observed click outcomes until the budget is exhausted. As per the definition in Eq. (2), any number of item-wise reward flips within a single round consumes only one unit of corruption. Consequently, to maximize impact under a fixed budget, we invert all observed rewards in corrupted rounds. We place these corrupted rounds at the very beginning of the horizon to disrupt exploration and induce prolonged exploitation of suboptimal items. We vary the corruption rate from 0% to 25%, which is higher than typical rates reported in practice. For context, an analysis of Yelp found that approximately 16% of reviews are flagged as fake by the platform’s filter [27], and Amazon’s 2023 transparency report indicates roughly 250 million fake ratings out of an estimated 2.5 billion total, about 10% [1].

Final cumulative regret for different corruption percentages. Figure 1 reports the final cumulative regret after 40K rounds across corruption levels. In the no-corruption case, M^2UCB-V is among the top performers, consistent with its optimal stochastic regret. As corruption increases, M^2UCB-V degrades most gracefully: it outperforms all baselines on Yelp and MovieLens for 5%–25% corruption, and on LastFM for 5%–15%. At very high corruption on LastFM ($\geq 20\%$), `CascadeRAC` edges out M^2UCB-V by a small margin. By contrast, `CascadeRAC` performs poorly in purely stochastic settings, where it is consistently the worst baseline, suggesting a systematic overestimation of corruption. `CascadeUCB-V` unexpectedly outperforms `CascadeCBARBAR` in several settings, likely because `CascadeCBARBAR`’s epoch-based schedule delays updates and prolongs exploration, hurting early performance. `FTRL` excels with no corruption, quickly finding the optimal list, but its regret rises steeply even at 5% corruption as early corrupted feedback steers it toward low-reward lists; it is the worst performer beyond 5% on all three datasets.

Cumulative regret as a function of rounds. Figure 2 shows cumulative regret over 40k rounds on Yelp at several corruption levels. M^2UCB-V converges fastest in both low corruption setting and under heavy corruption, consistent with our theory. `CascadeCBARBAR` exhibits a sharp convergence point that occurs much later than `CascadeUCB-V`’s. This happens at the end of an epoch. In our

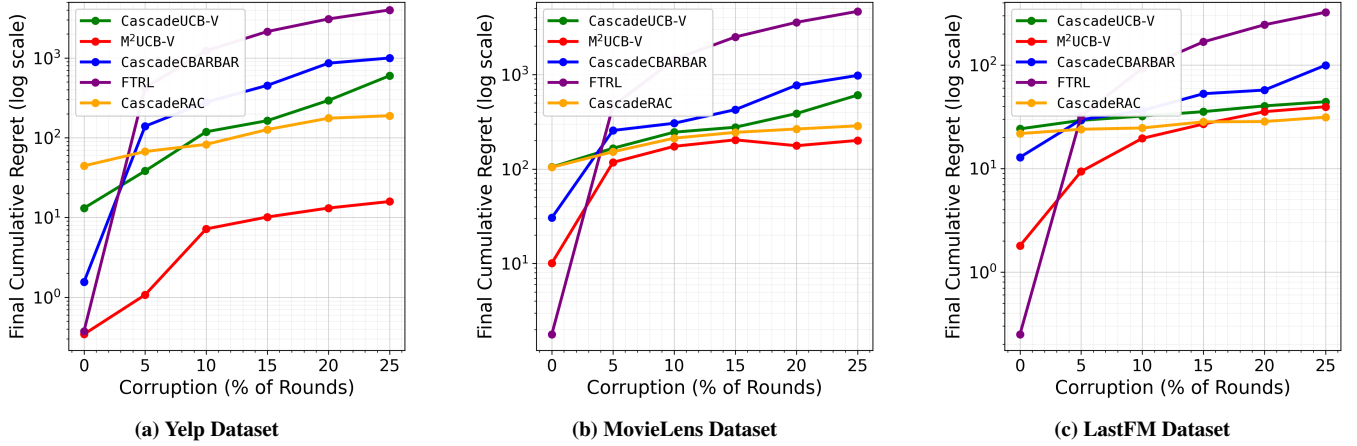


Figure 1: Comparing final cumulative regret of the algorithms after 40K rounds with list size $d = 10$.

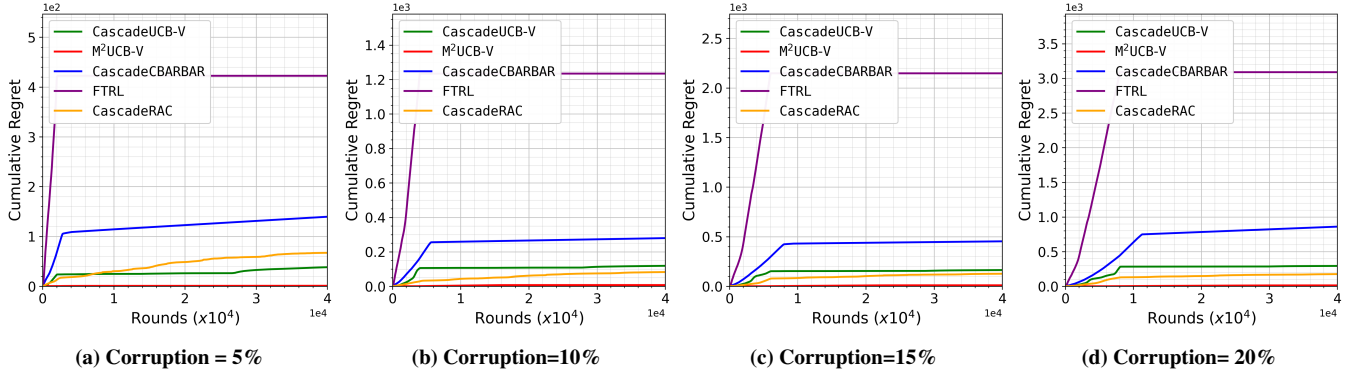


Figure 2: Growth of cumulative regret as a function of rounds for the Yelp dataset, with list size $d = 10$.

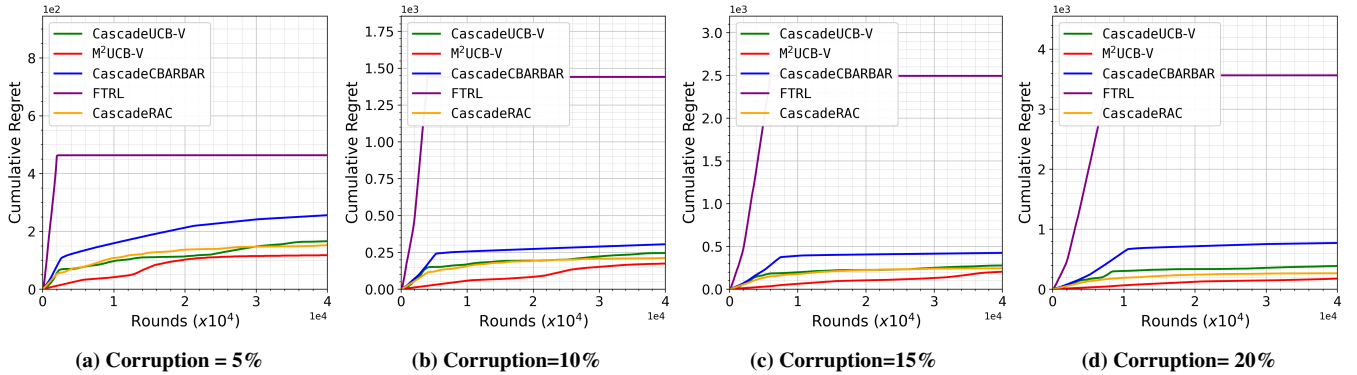


Figure 3: Growth of cumulative regret as a function of rounds for the MovieLens dataset, with list size $d = 10$.

runs, corruption ceases mid-epoch, but *CascadeCBARBAR* updates only at epoch boundaries. As a result, fresh observations are not incorporated immediately, exploration persists longer than necessary, and cumulative regret increases even though the method is robust to corruption.

Figures 3 and 4 show analogous trajectories over 40K rounds on Yelp and LastFM at the same corruption levels. The algorithms exhibit similar qualitative behavior across datasets, corroborating

the robustness and consistency of *M²UCB-V*. As discussed earlier, *CascadeRAC* can catch up at the highest corruption rates. However, at low corruption levels, *M²UCB-V* remains competitive with stochastic-optimal baselines, whereas *CascadeRAC* is suboptimal in the low-corruption regimes by a wide margin.

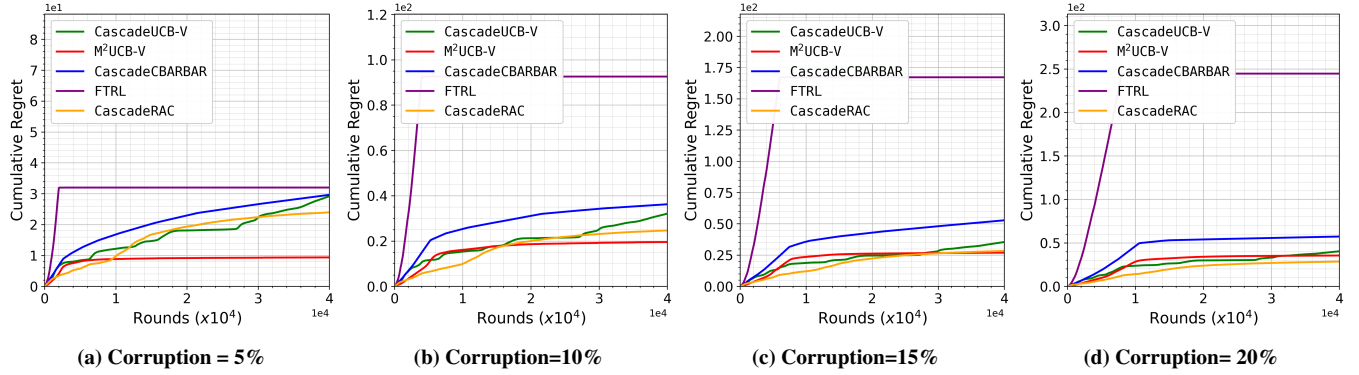


Figure 4: Growth of cumulative regret as a function of rounds for the LastFM dataset, with list size $d = 10$.

6 Conclusion

We study click fraud in OLTR through the lens of cascading bandits with corruption. We introduce M^2UCB-V , a corruption-robust algorithm that integrates three key components: (1) a calibrated mean-of-medians estimator to obtain robust estimates and filter out corrupted feedback, (2) a variance-aware UCB radius to achieve optimal stochastic regret, and (3) a model selection wrapper that removes the need to know the corruption level in advance. Theoretically, M^2UCB-V has an optimal regret in the stochastic regime and an additive $O(KC)$ corruption term. Empirically, M^2UCB-V consistently outperforms strong baselines on Yelp, MovieLens, and LastFM, even under substantial corruption. As a secondary contribution, we extend CBARBAR to the cascading setting, which is termed CascadeCBARBAR. We analyze its regret and use it as a competitive robust baseline.

This work closes an important gap by providing, to our knowledge, the first corruption-robust algorithm for cascading bandits that simultaneously achieves the stochastic optimum, is agnostic to the corruption level, and performs strongly in practice while incurring only an additive dependence on C . Promising directions include tightening the additive term from $O(KC)$ toward the $O(C)$ benchmark, and developing matching lower bounds for cascading bandits under corruption.

References

- [1] Amazon. Amazon’s latest actions against fake review brokers, 2023. URL <https://www.aboutamazon.com/news/policy-news-views/amazons-latest-actions-against-fake-review-brokers>. Accessed: 2025-10-07.
- [2] Zhe Cao, Tao Qin, Tie-Yan Liu, Ming-Feng Tsai, and Hang Li. Learning to rank: from pairwise approach to listwise approach. In *Proceedings of the 24th international conference on Machine learning*, pages 129–136, 2007.
- [3] Wei Chen, Yajun Wang, and Yang Yuan. Combinatorial multi-armed bandit: General framework, results and applications. *Journal of Machine Learning Research*, 17(1):1–46, 2016.
- [4] Yu Chen, Siwei Wang, Longbo Huang, and Wei Chen. Continuous k-max bandits. *arXiv preprint arXiv:2502.13467*, 2025.
- [5] Heng-Tze Cheng, Levent Koc, Jeremiah Harmsen, Tal Shaked, Tushar Chandra, Hrishi Aradhye, Glen Anderson, Greg Corrado, Wei Chai, Mustafa Ispir, Rohan Anil, Zakaria Haque, Lichan Hong, Vihan Jain, Xiaobing Liu, and Hemal Shah. Wide & deep learning for recommender systems. In *Proceedings of the 1st Workshop on Deep Learning for Recommender Systems (DLRS) at ACM RecSys 2016*, pages 7–10, Boston, MA, USA, September 2016. doi: 10.1145/2988450.2988454. URL <https://arxiv.org/abs/1606.07792>.
- [6] Richard Combes, Stefan Magureanu, Alexandre Proutiere, and Cyrille Laroche. Learning to rank: Regret lower bounds and efficient algorithms. In *Proceedings of the 2015 ACM SIGMETRICS international conference on measurement and modeling of computer systems*, pages 231–244, 2015.
- [7] Richard Combes, M Sadegh Talebi, Alexandre Proutiere, and Marc Lelarge. Combinatorial bandits revisited. In *Advances in Neural Information Processing Systems*, volume 28, pages 2116–2124, 2015.
- [8] Negin Golrezaei, Vahideh Manshadi, Jon Schneider, and Shreyas Sekar. Learning product rankings robust to fake users. In *Proceedings of the 22nd ACM Conference on Economics and Computation*, EC ’21, page 560–561, New York, NY, USA, 2021. Association for Computing Machinery. ISBN 9781450385541. doi: 10.1145/3465456.3467580. URL <https://doi.org/10.1145/3465456.3467580>.
- [9] Anupam Gupta, Tomer Koren, and Kunal Talwar. Better algorithms for stochastic bandits with adversarial corruptions. In *Conference on Learning Theory*, pages 1562–1578. PMLR, 2019.
- [10] Yanjun Han, Yining Wang, and Xi Chen. Adversarial combinatorial bandits with general non-linear reward functions. In *International Conference on Machine Learning*, pages 4030–4039. PMLR, 2021.
- [11] F. Maxwell Harper and Joseph A. Konstan. The movielens datasets: History and context. *ACM Trans. Interact. Intell. Syst.*, 5(4), December 2015. ISSN 2160-6455. doi: 10.1145/2827872. URL <https://doi.org/10.1145/2827872>.
- [12] Yujing Hu, Qing Da, Anxiang Zeng, Yang Yu, and Yinghui Xu. Reinforcement learning to rank in e-commerce search engine: Formalization, analysis, and application. In *Proceedings of the 24th ACM SIGKDD international conference on knowledge discovery & data mining*, pages 368–377, 2018.
- [13] Guangda Huzhang, Zhen-Jia Pang, Yongqing Gao, Yawen Liu, Weijie Shen, Wen-Ji Zhou, Qianying Lin, Qing Da, An-Xiang Zeng, Han Yu, et al. Aliexpress learning-to-rank: Maximizing online model performance without going online. *IEEE Transactions on Knowledge and Data Engineering*, 35(2):1214–1226, 2021.
- [14] IMDb. Imdb weighted average ratings. <https://help.imdb.com/article/imdb/track-movies-tv/weighted-average-ratings/GWT2DSBYVT2F25SK>, 2023. Accessed: 2025-10-04.
- [15] Nicole Immorlica, Kamal Jain, Mohammad Mahdian, and Kunal Talwar. Click fraud resistant methods for learning click-through rates. In *international workshop on internet and network economics*, pages 34–45. Springer, 2005.
- [16] Shinji Ito. Hybrid regret bounds for combinatorial semi-bandits and adversarial linear bandits. In M. Ranzato, A. Beygelzimer, Y. Dauphin, P.S. Liang, and J. Wortman Vaughan, editors, *Advances in Neural Information Processing Systems*, volume 34, pages 2654–2667. Curran Associates, Inc., 2021. URL https://proceedings.neurips.cc/paper_files/paper/2021/file/15a50c8ba6a0002a2fa7e5d8c0a40bd9-Paper.pdf.
- [17] Sumeet Katariya, Branislav Kveton, Csaba Szepesvári, and Zheng Wen. Dcm bandits: learning to rank with multiple clicks. In *Proceedings of the 33rd International Conference on International Conference on Machine Learning - Volume 48*, ICML’16, page 1215–1224. JMLR.org, 2016.
- [18] Branislav Kveton, Zheng Wen, Azin Ashkan, Hoda Eydgahi, and Brian Eriksson. Matroid bandits: Fast combinatorial optimization with learning. *arXiv preprint arXiv:1403.5045*, 2014.
- [19] Branislav Kveton, Csaba Szepesvári, Zheng Wen, and Azin Ashkan. Cascading bandits: Learning to rank in the cascade model. In *International conference on machine learning*, pages 767–776. PMLR, 2015.
- [20] Branislav Kveton, Csaba Szepesvári, Zheng Wen, and Azin Ashkan. Tight regret bounds for stochastic combinatorial semi-bandits. In *Proceedings of the 18th International Conference on Artificial Intelligence and Statistics*, pages 535–543. PMLR, 2015.
- [21] Paul Lagrée, Claire Vernade, and Olivier Cappé. Multiple-play bandits in the position-based model. In *Proceedings of the 30th International Conference on Neural Information Processing Systems*, NIPS’16, page 1605–1613, Red Hook, NY, USA, 2016. Curran Associates Inc. ISBN 9781510838819.

- [22] Chang Li, Haoyun Feng, and Maarten de Rijke. Cascading hybrid bandits: Online learning to rank for relevance and diversity. In *Proceedings of the 14th ACM Conference on Recommender Systems*, pages 33–42, 2020.
- [23] Shuai Li and Shengyu Zhang. Online clustering of contextual cascading bandits. In *Proceedings of the AAAI Conference on Artificial Intelligence*, volume 32, 2018.
- [24] Shuai Li, Baoxiang Wang, Shengyu Zhang, and Wei Chen. Contextual combinatorial cascading bandits. In *International conference on machine learning*, pages 1245–1253. PMLR, 2016.
- [25] Shuai Li, Tor Lattimore, and Csaba Szepesvári. Online learning to rank with features. In *International Conference on Machine Learning*, pages 3856–3865. PMLR, 2019.
- [26] Xutong Liu, Jinhang Zuo, Siwei Wang, Carlee Joe-Wong, John Lui, and Wei Chen. Batch-size independent regret bounds for combinatorial semi-bandits with probabilistically triggered arms or independent arms. *Advances in Neural Information Processing Systems*, 35:14904–14916, 2022.
- [27] Michael Luca and Georgios Zervas. Fake it till you make it: Reputation, competition, and yelp review fraud. *Management Science*, 62(12):3412–3427, 2016. doi: 10.1287/mnsc.2015.2304. URL <https://pubsonline.informs.org/doi/10.1287/mnsc.2015.2304>.
- [28] Gábor Lugosi and Shahar Mendelson. Mean estimation and regression under heavy-tailed distributions: A survey. *Foundations of Computational Mathematics*, 19(5):1145–1190, 2019.
- [29] Thodoris Lykouris, Vahab Mirrokni, and Renato Paes Leme. Stochastic bandits robust to adversarial corruptions. In *Proceedings of the 50th Annual ACM SIGACT Symposium on Theory of Computing*, pages 114–122. ACM, 2018.
- [30] Paul Masurel. Of bayesian average and star ratings. https://fulmicoton.com/posts/bayesian_rating/, 2013. Published March 17, 2013. Accessed: 2025-10-04.
- [31] Markus Schedl. The lfm-1b dataset for music retrieval and recommendation. ICMR ’16, page 103–110, New York, NY, USA, 2016. Association for Computing Machinery. ISBN 9781450343596. doi: 10.1145/2911996.2912004. URL <https://doi.org/10.1145/2911996.2912004>.
- [32] D Sculley et al. Large scale learning to rank. In *NIPS Workshop on Advances in Ranking*, volume 3, 2009.
- [33] Daniel Vial, Sujay Sanghavi, Sanjay Shakkottai, and Rayadurgam Srikant. Minimax regret for cascading bandits. *Advances in Neural Information Processing Systems*, 35:29126–29138, 2022.
- [34] Qinshi Wang and Wei Chen. Improving regret bounds for combinatorial semi-bandits with probabilistically triggered arms and its applications. *Advances in Neural Information Processing Systems*, 30, 2017.
- [35] Xuchuang Wang, Jinhang Zuo, Xutong Liu, John Lui, and Mohammad Hajiesmaili. Stochastic bandits robust to adversarial attacks. *arXiv preprint arXiv:2408.08859*, 2024.
- [36] Chen-Yu Wei, Christoph Dann, and Julian Zimmert. A model selection approach for corruption robust reinforcement learning. In *International Conference on Algorithmic Learning Theory*, pages 1043–1096. PMLR, 2022.
- [37] Jize Xie, Cheng Chen, Zhiyong Wang, and Shuai Li. Cascading bandits robust to adversarial corruptions. *arXiv preprint arXiv:2502.08077*, 2025.
- [38] Haike Xu and Jian Li. Simple combinatorial algorithms for combinatorial bandits: Corruptions and approximations. In *Uncertainty in Artificial Intelligence*, pages 1444–1454. PMLR, 2021.
- [39] Bo Xue, Yimu Wang, Yuanyu Wan, Jinfeng Yi, and Lijun Zhang. Efficient algorithms for generalized linear bandits with heavy-tailed rewards. *Advances in Neural Information Processing Systems*, 36:70880–70891, 2023.
- [40] Zhihao Yang, Zhaochun Li, Zhenfan Huang, Xiaolin Wu, and Lu Cao. Combining prestige and relevance ranking for personalized recommendation. In *Proceedings of the 22nd ACM International Conference on Information and Knowledge Management (CIKM ’13)*, pages 821–830, San Francisco, California, USA, 2013. ACM. doi: 10.1145/2505515.2507885.
- [41] Yelp Inc. Yelp open dataset. <https://business.yelp.com/data/resources/open-dataset/>, 2024. Accessed: 2025-10-07.
- [42] Yelp Inc. Yelp open dataset. <https://business.yelp.com/data/resources/open-dataset>, 2025. Accessed: 2025-10-04.
- [43] Han Zhong, Jiayi Huang, Lin Yang, and Liwei Wang. Breaking the moments condition barrier: No-regret algorithm for bandits with super heavy-tailed payoffs. *Advances in Neural Information Processing Systems*, 34:15710–15720, 2021.
- [44] Zixin Zhong, Wang Chi Chueng, and Vincent YF Tan. Thompson sampling algorithms for cascading bandits. *Journal of Machine Learning Research*, 22(218):1–66, 2021.
- [45] Masrour Zoghi, Tomas Tunys, Mohammad Ghavamzadeh, Branislav Kveton, Csaba Szepesvari, and Zheng Wen. Online learning to rank in stochastic click models. In *International conference on machine learning*, pages 4199–4208. PMLR, 2017.
- [46] Shi Zong, Hao Ni, Kenny Sung, Nan Rosemary Ke, Zheng Wen, and Branislav Kveton. Cascading bandits for large-scale recommendation problems. *arXiv preprint arXiv:1603.05359*, 2016.
- [47] Jinhang Zuo, Zhiyao Zhang, Zhiyong Wang, Shuai Li, Mohammad Hajiesmaili, and Adam Wierman. Adversarial attacks on online learning to rank with click feedback. *Advances in Neural Information Processing Systems*, 36:41675–41692, 2023.

A Proof of Lemmas 1 and 2

In this appendix we provide the proof to Lemmas 1 and 2.

Setting and notation. There are K items (items) with unknown means $\mu_k \in (0, 1)$. At each round $t = 1, 2, \dots, T$, the learner recommends an ordered list $S_t = (k^{(1)}, \dots, k^{(d)})$. The user scans the list top-down and clicks the first attractive item. The round reward is $R_t = 1\{\text{at least one click}\}$ with expectation $r(S_t) = 1 - \prod_{k \in S_t} (1 - \mu_k)$. Let S^* be an optimal list and write the d -th largest mean as $\mu^{(d)}$. For a suboptimal item $k \notin S^*$, define the gap as $\Delta_k := \mu^{(d)} - \mu_k > 0$. Let $T_k(t)$ be the number of observations of k up to time t , i.e., the number of rounds in which the agent pulled k . We adopt a corruption model where an oblivious adversary may flip observed feedback bits, let $c_k(s)$ be the number of flips among the first s observations of k . The total budget satisfies $c_k(T) \leq C$ for every item k .

Estimator (mean of medians with calibration). After $s = T_k(t-1)$ observations of k , partition the s bits into $m = \lfloor s/b \rfloor$ consecutive blocks of size b uniformly at random, with $b = \lceil \alpha \log s \rceil$, and b is adjusted to be odd by ± 1 if needed (this affects only constants). Let $M_{j,k}(s) \in \{0, 1\}$ be the median in block j , and define the mean of medians $\bar{M}_k(s) = \frac{1}{m} \sum_{j=1}^m M_{j,k}(s)$. For $p \in [0, 1]$, set

$$q_b(p) := \Pr(\text{Bin}(b, p) \geq (b+1)/2), \quad g_b := q_b^{-1}. \quad (7)$$

The calibrated estimator is

$$\hat{\mu}_k(s) := g_b(\bar{M}_k(s)), \quad \hat{v}_k(s) := \hat{\mu}_k(s)(1 - \hat{\mu}_k(s)). \quad (8)$$

Let $\ell_{j,k} \in \{\lfloor s/m \rfloor, \lceil s/m \rceil\}$ be the size of block $j \in [m]$ and let $C_{j,k}$ be the number of corrupted samples falling into block j . We define \mathcal{E}_k as an event where more than half of the samples in all blocks are uncorrupted, $\mathcal{E}_k := \{\max_{1 \leq j \leq m} C_{j,k} < \frac{1}{2}\ell_{j,k}\}$.

Lemma 1. Assume there are s samples for a certain item k . If at most C samples are corrupted and $s \geq 10C$, then for any constant $\alpha > 15$ we have

$$\Pr(\mathcal{E}_k) \geq 1 - s^{-3}. \quad (4)$$

PROOF. Conditioned on the oblivious set of the C corrupted indices. For each block j , the count $C_{j,k}$ has a hypergeometric distribution with parameters $(N, K, n) = (s, C, \ell_{j,k})$, and the hypergeometric upper tail is dominated by the corresponding binomial tail, since replacement only increases the variance:

$$\Pr(C_{j,k} \geq t) \leq \Pr(\text{Bin}(\ell_{j,k}, p) \geq t), \quad p := C/s \leq 1/10.$$

Single-block tail at the half-block threshold. Set an item k and $\ell' = \lceil \ell_{j,k}/2 \rceil$ and write $m_j = \mathbb{E}[\text{Bin}(\ell_{j,k}, p)] = \ell_{j,k}p$. Define δ gap

$$\delta := \frac{\ell' - m_j}{m_j} \geq \frac{\frac{1}{2}\ell_{j,k} - \ell_{j,k}p}{\ell_{j,k}p} = \frac{\frac{1}{2} - p}{p}.$$

By the Chernoff bound for binomials,

$$\Pr(\text{Bin}(\ell_{j,k}, p) \geq (1 + \delta)m_j) \leq \exp\left(-\frac{\delta^2}{3}m_j\right) \stackrel{(a)}{\leq} \exp\left(-\frac{8}{15}\ell_{j,k}\right), \quad (9)$$

Where in (a) we replace p with its upper bound 0.1.

A uniform lower bound on block sizes. With $m = \lceil s/b \rceil$ and $b = \lceil \alpha \log s \rceil$, for s large enough we have $s \geq 2b$, and hence

$$\ell_{j,k} \geq \left\lfloor \frac{s}{m} \right\rfloor \geq \left\lfloor \frac{s}{\lceil s/b \rceil} \right\rfloor \geq \left\lfloor \frac{s}{s/b + 1} \right\rfloor \geq \left\lfloor \frac{bs}{s+b} \right\rfloor \geq \frac{b}{2} =: \ell_{\min}.$$

Union bound over blocks. Using Eq. (9) and the bound on ℓ_{\min} ,

$$\begin{aligned} \Pr(\exists j \in [m] : C_{j,k} \geq \frac{1}{2}\ell_{j,k}) &\leq m \cdot \exp\left(-\frac{8}{15}\ell_{\min}\right) \\ &\leq \left(\frac{s}{b} + 1\right) \exp\left(-\frac{4}{15}b\right) \\ &\leq \left(\frac{2s}{b}\right) \exp\left(-\frac{4}{15}\alpha \log s\right) \\ &\leq \frac{2}{\alpha \log s} s^{1 - \frac{4}{15}\alpha} \stackrel{(a)}{\leq} s^{-3}. \end{aligned} \quad (10)$$

Where (a) is due to the fact that we choose $\alpha > 15$, therefore $1 - \frac{4}{15}\alpha \leq -3$. Therefore, with probability at least $1 - s^{-3}$, every block has strictly fewer than $\ell_{j,k}/2$ corrupted samples. \square

Lemma 2. For any item k , if the "majority-uncorrupted" event \mathcal{E}_k holds, for any $\delta \in (0, 1)$:

$$\begin{aligned} \Pr\left(|\hat{\mu}_k(s) - \mu_k| \leq \frac{1}{q'_b(\xi)} \left[\sqrt{\frac{2bq_b(\mu_k)(1 - q_b(\mu_k)) \log(2/\delta)}{s}} \right. \right. \\ \left. \left. + \frac{2b \log(2/\delta)}{3s} \right] \right) \geq 1 - \delta, \end{aligned}$$

for some $\xi \in (0, 1)$. (5)

PROOF. Step 1 (distribution under the good event). Assuming event \mathcal{E}_k , each block median has Bernoulli distribution, hence due to Eq. (7)

$$M_{j,k} \sim \text{Ber}(q_b(\mu_k)), \quad \{M_{j,k}\}_{j=1}^m \text{ are independent.}$$

emphStep 2 (concentration in q -space). Bernstein's inequality for bounded variables gives, for any $\delta \in (0, 1)$,

$$\Pr\left(|\bar{M}_k(s) - q_b(\mu_k)| \leq \sqrt{\frac{2q_b(\mu_k)(1 - q_b(\mu_k)) \log(2/\delta)}{m}} + \frac{2 \log(2/\delta)}{3m}\right) \geq 1 - \delta.$$

Since $m = \lceil s/b \rceil$ we have $1/m \leq b/s$, hence

$$|\bar{M}_k(s) - q_b(\mu_k)| \leq \sqrt{\frac{2bq_b(\mu_k)(1 - q_b(\mu_k)) \log(2/\delta)}{s}} + \frac{2b \log(2/\delta)}{3s} \quad \text{w.p. } \geq 1 - \delta. \quad (11)$$

Step 3 (calibration back to μ -space). Now we apply the mean-value theorem to g_b between $q_b(\mu_k)$ and $\bar{M}_k(s)$. There exists η between these two points such that

$$\hat{\mu}_k - \mu_k = g_b(\bar{M}_k(s)) - g_b(q_b(\mu_k)) \stackrel{\text{MVT}}{=} g'_b(\eta) (\bar{M}_k(s) - q_b(\mu_k)).$$

Using the inverse-function rule $g'_b(y) = 1/q'_b(g_b(y))$, and setting $\xi := g_b(\eta) \in (0, 1)$ (which lies between μ_k and $\hat{\mu}_k(s)$), we get

$$|\hat{\mu}_k(s) - \mu_k| = \frac{|\bar{M}_k(s) - q_b(\mu_k)|}{q'_b(\xi)}. \quad (12)$$

Finally, combining Eq. (11) and Eq. (12) yields, with probability at least $(1 - \delta)$,

$$|\hat{\mu}_k(s) - \mu_k| \leq \frac{1}{q'_b(\xi)} \left[\sqrt{\frac{2bq_b(\mu_k)(1-q_b(\mu_k)) \log(2/\delta)}{s}} + \frac{2b \log(2/\delta)}{3s} \right] \quad (\xi \in (0, 1)).$$

□

B Proof of Theorem 1

To bound the regret of Algorithm 2, we first control the estimation error $|\hat{\mu}_k - \mu_k|$ via Lemma 3, which gives a high-probability deviation bound driven by the empirical variance plus a small-sample term. Using the inequality in Eq. (6), we enforce a sufficiency condition Eq. (14) to define a per-item empirical threshold τ after which a suboptimal item's index falls below that of any optimal item. By upper-bounding the number of times each suboptimal item can be selected by this threshold and plugging these counts into the cascade regret decomposition of Kveton et al. [19] (Theorem 1), we obtain the final gap-dependent regret bound.

Lemma 3. Fix a round t and an item k and let $s = T_k(t-1)$ for item k . Set $a_t := \frac{\log t}{s}$ and $x := |\hat{\mu}_k(s) - \mu_k|$. Under the majority-uncorrupted event \mathcal{E}_k , there exist constants A_s and B_s such that with probability at least $1 - t^{-4}$,

$$x \leq A_s \sqrt{\hat{v}_k(s) a_t} + B_s a_t, \quad \hat{v}_k(s) := \hat{\mu}_k(s)(1 - \hat{\mu}_k(s)). \quad (6)$$

PROOF. By Lemma 2, we know that, for some ξ_s between μ_k and $\hat{\mu}_k(s)$. Hence

$$x \leq \frac{1}{q'_b(\xi_s)} \left(\sqrt{2bq_b(\mu_k)(1-q_b(\mu_k)) a_t} + \frac{2b}{3} a_t \right).$$

Variance Domination and Self-Bounding. For odd b , the majority map pushes away from $1/2$, so $q_b(p)(1-q_b(p)) \leq p(1-p)$ for all $p \in [0, 1]$ (hence the Bernoulli variance cannot increase under majority). We use the Bernoulli self-bounding inequality $\mu_k(1-\mu_k) \leq \hat{v}_k(s) + x$ to obtain

$$x \leq \frac{\sqrt{2ba_t}}{q'_b(\xi_s)} \sqrt{\hat{v}_k(s) + x} + \frac{2b}{3q'_b(\xi_s)} a_t.$$

Quadratic resolution. Let $\alpha_0 := \frac{\sqrt{2b}}{q'_b(\xi_s)}$ and $\beta_0 := \frac{2b}{3q'_b(\xi_s)}$. Then $x \leq \alpha_0 \sqrt{(\hat{v}_k(s) + x) a_t} + \beta_0 a_t$. We know that $\sqrt{\hat{v} + x} \leq \sqrt{\hat{v}} + \sqrt{x}$. We start from

$$x - \alpha_0 \sqrt{x a_t} \leq \alpha_0 \sqrt{\hat{v}_k(s) a_t} + \beta_0 a_t.$$

Then

$$x - \alpha_0 \sqrt{a_t x} - (\alpha_0 \sqrt{\hat{v}_k(s) a_t} + \beta_0 a_t) \leq 0.$$

This is a quadratic inequality in \sqrt{x} . Its nonnegative root yields

$$\sqrt{x} \leq \frac{\alpha_0 \sqrt{a_t} + \sqrt{\alpha_0^2 a_t + 4\alpha_0 \sqrt{\hat{v}_k(s) a_t} + 4\beta_0 a_t}}{2}.$$

Squaring both sides and expanding, then applying the inequality $\sqrt{u+v} \leq \sqrt{u} + \frac{v}{2\sqrt{u}}$, which is the Taylor's expansion of the square root function and its concavity, with $u = \alpha_0^2 a_t$, $v = 4\alpha_0 \sqrt{\hat{v}_k(s) a_t} + 4\beta_0 a_t$, gives

$$x \leq 2\alpha_0 \sqrt{\hat{v}_k(s) a_t} + (2\beta_0 + \alpha_0^2) a_t.$$

hence $x \leq A_s \sqrt{\hat{v}_k(s) a_t} + B_s a_t$ with

$$A_s = 2\alpha_0 = \frac{2\sqrt{2b}}{q'_b(\xi_s)}, \quad B_s = 2\beta_0 + \frac{1}{2}\alpha_0^2 = \frac{4b}{3q'_b(\xi_s)} + \frac{b}{(q'_b(\xi_s))^2}.$$

□

Fix the horizon T and list size d . For item k at round t , Lemma 3 states that, for confidence level $\delta \in (0, 1)$,

$$|\hat{\mu}_k(s) - \mu_k| \leq A_s \sqrt{\frac{\hat{v}_k(s) \log(2/\delta)}{s}} + B_s \frac{\log(2/\delta)}{s} \quad \text{w.p.} \geq 1 - \delta,$$

with $A_s = \frac{2\sqrt{2b}}{q'_b(\xi_s)}$, $B_s = \frac{4b}{3q'_b(\xi_s)} + \frac{b}{(q'_b(\xi_s))^2}$, $b = \lceil \alpha \log s \rceil$.

We set

$$\delta_{k,t} := \frac{1}{(dT)^2 K \zeta(4)} t^{-4}, \quad \zeta(4) = \sum_{u=1}^{\infty} u^{-4} = \frac{\pi^4}{90}.$$

Then $\sum_{i=1}^L \sum_{t=1}^{\infty} \delta_{k,t} = (nK)^{-2}$. Applying the above deviation with $\delta = \delta_{k,t}$ yields, for each (i, t) ,

$$|\hat{\mu}_k(s) - \mu_k| \leq A_s \sqrt{\frac{\hat{v}_k(s) [4 \log t + \Gamma]}{s}} + B_s \frac{4 \log t + \Gamma}{s},$$

where $\Gamma := \log(2(nK)^2 L \zeta(4))$ is round- and item-independent and can be absorbed in the constant.

Define time-uniform coefficients

$$A := \sqrt{5} \sup_{1 \leq s \leq T} A_s, \quad B := (4 + \Gamma) \sup_{1 \leq s \leq T} B_s,$$

Then, for each fixed (k, t) ,

$$\mu_k \leq \hat{\mu}_k(s) + A \sqrt{\frac{\hat{v}_k(s) \log t}{s}} + B \frac{\log t}{s} \quad \text{w.p.} \geq 1 - \delta_{k,t}.$$

Union bound over all items and rounds. Let \mathcal{G} be the event that the above display holds *simultaneously* for all $i \in [L]$ and all $t \in \{1, \dots, T\}$. By the union bound,

$$\Pr(\mathcal{G}) \geq 1 - \sum_{i=1}^L \sum_{t=1}^T \delta_{k,t} \geq 1 - \sum_{i=1}^L \sum_{t=1}^{\infty} \delta_{k,t} = 1 - (nK)^{-2}.$$

Therefore, on \mathcal{G} ,

$$\mu_k \leq \hat{\mu}_k(T_{t-1}(k)) + A \underbrace{\sqrt{\frac{\hat{v}_k(T_{t-1}(k)) \log t}{T_{t-1}(k)}}}_{=: \rho_k(t)} + B \frac{\log t}{T_{t-1}(k)}, \quad \forall i, \forall t.$$

With the radius being set to

$$\rho_k(t) := A \sqrt{\frac{\hat{v}_k(T_{t-1}(k)) \log t}{T_{t-1}(k)}} + B \frac{\log t}{T_{t-1}(k)}.$$

The index of item k at round t is

$$U_t(k) := \hat{\mu}_k(T_{t-1}(k)) + \rho_k(t).$$

At round t , the learner recommends the d items with the largest values of $U_t(\cdot)$.

Therefore with probability at least $1 - (nK)^{-2}$ on which, simultaneously for all items k and all rounds t ,

$$|\hat{\mu}_k(T_{t-1}(k)) - \mu_k| \leq \rho_k(t).$$

In particular, assuming \mathcal{G} ,

$$U_t(k) = \hat{\mu}_k(T_{t-1}(k)) + \rho_k(t) \leq \mu_k + 2\rho_k(t), \quad U_t(k) \geq \mu_k. \quad (13)$$

Therefore a sufficient condition for any suboptimal item k 's index to be less than optimal item k^* at round t is

$$\rho_k(t) \leq \frac{1}{2} \Delta_{k,k^*}. \quad (14)$$

Define the threshold

$$\tau_{k,k^*}(t) := \inf \left\{ s \geq 10C : A \sqrt{\frac{\hat{v}_k(s) \log t}{s}} + B \frac{\log t}{s} \leq \frac{1}{2} \Delta_{k,k^*} \right\}. \quad (15)$$

And thus

$$\tau_{k,k^*}(t) := \inf \left\{ s \geq 10c_k : s \geq \frac{16A^2 \hat{v}_k(s) \log t}{\Delta_{k,k^*}^2} \text{ and } s \geq \frac{4B \log t}{\Delta_{k,k^*}} \right\}. \quad (16)$$

Therefore, assuming that the optimal items are $\{k^{(1)}, \dots, k^{(d)}\}$ such that $\mu^{(1)} \geq \dots \geq \mu^{(d)}$, the suboptimal item k can be mistaken with the j -th optimal item at most $m_{k,j} := \tau_{k,j} - \tau_{k,j-1}$ times.

From Theorem 1 in Kveton et al. [19] we can write the regret as

$$\begin{aligned} R(T) &= \sum_{k \notin S^*} \sum_{j \in S^*} \Delta_{k,j} m_{k,j} \\ &\leq \sum_{k \notin S^*} \sum_{j \in S^*} \Delta_{k,j} \left[\left(\frac{16A^2 \hat{v}_k(s) \log T}{\Delta_{k,j}^2} - \frac{16A^2 \hat{v}_k(s) \log T}{\Delta_{k,j-1}^2} \right) \right. \\ &\quad \left. + \left(\frac{4B \log T}{\Delta_{k,j}} - \frac{4B \log T}{\Delta_{k,j-1}} \right) \right] \\ &\leq \sum_{k \notin S^*} \sum_{j \in S^*} \Delta_{k,j} \log T \left[\mu_k (1 - \mu_k) \left(\frac{1}{\Delta_{k,j}^2} - \frac{1}{\Delta_{k,j-1}^2} \right) \right. \\ &\quad \left. + \left(\frac{1}{\Delta_{k,j}} - \frac{1}{\Delta_{k,j-1}} \right) \right] \\ &\stackrel{(a)}{\leq} \sum_{k \notin S^*} \log T \left[\frac{\mu_k (1 - \mu_k)}{\Delta_k} + 1 + \log \left(\frac{1}{\Delta_k} \right) \right] \\ &\leq \sum_{k \notin S^*} \frac{\log T}{\Delta_k} \end{aligned}$$

In inequality (a), we apply Lemma 3 of Kveton et al. [18] to bound the first term and use a telescoping-sum argument for the second term. This completes the proof of Theorem 1. \square

C CascadeCBARBAR: Extending CBARBAR to Cascading Bandits

We extend CBARBAR [38] to CascadeCBARBAR by replacing the linear reward evaluations with the cascading reward. In particular, Lines 15–16 and the selections in Lines 17–18 now use $R(\cdot, \cdot)$ for cascade feedback, while the epoch schedule, probability mixing, and gap updates follow the original template. In particular, Lines 15–16 and the selections in Lines 17–18 now use the cascading reward function in Eq. (1), while the epoch schedule, probability mixing, and gap updates follow the original template.

Proposition 1. *The regret of CascadeCBARBAR (Algorithm 5) is bounded by:*

$$\text{Reg}(T) \leq O \left(dC + \frac{d^2 K}{\Delta_{\min}} \log^2 T \right). \quad (17)$$

To prove Corollary 1, we follow the analysis of Xu and Li [38] and extend it to the cascading bandit setting by invoking bi-Lipschitz

bounds for the cascade reward (see [4]). In particular, for the per-round corruption aggregator we use the elementary inequalities

$$\frac{1}{d} \sum_{k \in S(t)} \max_{j \in S(t)} |c_{j,t}| \leq \max_{k \in S(t)} |c_{k,t}| \leq \sum_{k \in S(t)} \max_{j \in S(t)} |c_{j,t}|,$$

and apply these bounds in Lemmas 4–7 where the linear proof uses linearly decomposed rewards. This substitution controls the corruption terms under cascade feedback and yields the regret bound stated in Eq. (17).

Algorithm 5 CBARBAR with cascading reward (CascadeCBARBAR)

Input: Confidence parameter $\delta \in (0, 1)$, time horizon T

- 1: Initialize $\Delta_k^1 \leftarrow 1$ and S_k^1 as any valid list containing item k , for all $k \in [K]$.
 - 2: Initialize S_*^1 as any valid list.
 - 3: Set $\lambda \leftarrow 1024 \log^2 \left(\frac{8K}{\delta} \log^2 T \right)$.
 - 4: **for** epochs $m = 1, 2, \dots$ **do**
 - 5: $n_*^m \leftarrow \lambda d^2 K \cdot 2^{(m-1)/2}$ ▷ Pull count for best list
 - 6: **for** each item $k \in [K]$ **do**
 - 7: $n_k^m \leftarrow \lambda \left(\frac{\Delta_k^m}{d} \right)^{-2}$ ▷ Pull counts from gap estimates
 - 8: **end for**
 - 9: $N^m \leftarrow \sum_{k=1}^K n_k^m + n_*^m$ ▷ Total pulls this epoch
 - 10: Set $q_k^m \leftarrow \frac{n_k^m}{N^m}$, $q_*^m \leftarrow \frac{n_*^m}{N^m}$ ▷ Sampling probs.
 - 11: **for** rounds $t = T_{m-1} + 1, \dots, T_m$ **do**
 - 12: Sample S_k^m with prob. q_k^m , or S_*^m with prob. q_*^m , and observe $\tilde{X}_{t,k}$ for every $k \in S_t$.
 - 13: **end for**
 - 14: $\hat{\mu}_k^m \leftarrow \frac{1}{n_k^m} \sum_{t \in E_m} \tilde{X}_{t,k} \cdot \mathbb{I}[S_t = S_k^m]$ ▷ Empirical means
 - 15: $r_*^m \leftarrow \max_{S \in \mathcal{S}} R(S(t), X_t)$ ▷ Optimistic cascade reward
 - 16: $r_k^m \leftarrow \max_{S \in \mathcal{S}: k \in S} R(S(t), X_t)$ ▷ Pessimistic cascade rewards
 - 17: $S_k^{m+1} \leftarrow \arg \max_{S \in \mathcal{S}: k \in S} R(S(t), X_t)$ ▷ Best item-specific lists
 - 18: $S_*^{m+1} \leftarrow \arg \max_{S \in \mathcal{S}} R(S(t), X_t)$ ▷ Estimated best list
 - 19: $\Delta_k^{m+1} \leftarrow \max \left(2^{-m/4}, r_*^m - r_k^m, \frac{\Delta_k^m}{2} \right)$ ▷ Update gap estimates
 - 20: **end for**
-