

# Interval Estimation for Binomial Proportions Under Differential Privacy

Hsuan-Chen Kao\*   Jerome P. Reiter

Department of Statistical Science, Duke University

November 5, 2025

## Abstract

When releasing binary proportions computed using sensitive data, several government agencies and other data stewards protect confidentiality of the underlying values by ensuring the released statistics satisfy differential privacy. Typically, this is done by adding carefully chosen noise to the sample proportion computed using the confidential data. In this article, we describe and compare methods for turning this differentially private proportion into an interval estimate for an underlying population probability. Specifically, we consider differentially private versions of the Wald and Wilson intervals, Bayesian credible intervals based on denoising the differentially private proportion, and an exact interval motivated by the Clopper-Pearson confidence interval. We examine the repeated sampling performances of the intervals using simulation studies under both the Laplace mechanism and discrete Gaussian mechanism across a range of privacy guarantees. We find that while several methods can offer reasonable performances, the Bayesian credible intervals are the most attractive.

*Keywords:* Bayesian, Confidentiality, Gaussian, Laplace.

---

\*The authors gratefully acknowledge support from NSF SES 2217456.

# 1 Introduction

Many government agencies, researchers, and other organizations—henceforth all called agencies—consider sharing data with the public a key part of their missions (Reiter 2019). These agencies also typically have to protect the confidentiality of data subjects’ identities and sensitive attributes. However, protecting confidentiality is challenging due to the proliferation of readily available digital data and analytical tools that could help adversaries make disclosures from the information released by the agency. In fact, even releasing summary statistics like proportions or counts has been shown to introduce disclosure risks, as given enough of these statistics adversaries may be able to reconstruct the underlying confidential data (Dinur & Nissim 2003, Dwork et al. 2017, Abowd et al. 2023).

As a result of these risks, several agencies now release statistics that satisfy differential privacy (DP) (Dwork et al. 2006, Dwork 2006), including the Bureau of the Census and Internal Revenue Service in the U. S. as well as companies like Apple (Differential Privacy Team, Apple 2017), Uber (Near 2018), Microsoft, Meta, and Google. DP is a mathematical criterion that ensures the released statistics are not overly sensitive to the inclusion or exclusion of any particular individual in the underlying confidential data. A typical way to implement DP is to add carefully calibrated noise to the statistic computed using the confidential data. The noisy statistic is released to the public, along with a description of the distributions used to generate the noise.

When evaluating the efficacy of DP algorithms, generally researchers compare the released statistic to the corresponding statistic computed with the confidential data, making statements about how far apart the two are likely to be according to the noise distribution. Often they do not consider whether the DP algorithm can generate inferences about the underlying data generating process or population parameter. There are notable exceptions, for example, methods for significance testing (e.g., Vu & Slavkovic 2009, Gaboardi et al. 2016, Awan & Slavković 2020, Wang et al. 2015) and interval estimation (e.g., D’Orazio et al. 2015, Karwa & Vadhan 2017, Covington et al. 2024, Lin et al. 2024, Li & Reiter 2022).

In this article, we describe and compare several interval estimates for binomial proportions under DP. Specifically, we consider plugging the differentially private proportions into the expressions for the usual Wald and Wilson confidence intervals. We consider Bayesian credible intervals constructed from the posterior distribution of the true proportion given the noisy proportion. We present methods using both a uniform prior distribution and a Jeffreys prior distribution. We consider a two-step procedure in which we first draw plausible values of the sample proportion given the noisy proportion, and then input each drawn value into the expression for the Wilson confidence interval. We use quantiles of the lower and upper limits of these intervals to form a DP interval. Finally, we construct an exact interval following the strategy used in the formation of the usual Clopper-Pearson interval absent privacy considerations. We present intervals for two types of DP definitions, namely pure-DP and Rényi DP (Mironov 2017), using a Laplace mechanism for the former and a discrete Gaussian mechanism for the latter. Using simulation studies, we examine the repeated sampling properties of these intervals under different privacy guarantees. The simulation results suggest that several of the methods offer reasonable performance, and that arguably the Bayesian credible intervals are the most attractive.

The rest of this article is organized as follows. Section 2 briefly reviews the usual Wald

and Wilson intervals for binomial proportions absent privacy concerns. It also summarizes the two variants of differential privacy that we utilize, namely pure DP and Rényi DP. Section 3 highlights problems that can arise if one constructs intervals by simply plugging in the DP estimate of the sample proportion into the expressions for the Wald and Wilson intervals. Section 4 describes the Bayesian credible intervals based on denoising the differentially private proportion, the two-step procedure, and the exact interval motivated by the Clopper-Pearson confidence interval. Using Bayesian inference for interval estimation with proportions has been suggested previously in the DP literature (e.g., Li & Reiter 2022), but we believe the two-step and exact intervals have not been proposed previously. Section 5 describes the results of the repeated-sampling simulation studies. Finally, Section 6 concludes with some suggestions for topics for further investigation.

## 2 Background

We first review the Wald and Wilson intervals, followed by the review of DP including the Laplace mechanism and discrete Gaussian mechanism.

### 2.1 Wald and Wilson Intervals

Suppose we have a sample of independent and identically distributed data,  $(x_1, \dots, x_n)$ , where  $x_i \in \{0, 1\}$  for  $i = 1, \dots, n$ . Let  $X = \sum_{i=1}^n x_i = k$  be the random variable representing the number of successes out of the  $n$  random trials that could have been observed, so that  $X \sim \text{Binomial}(n, p)$ , where  $p$  is the probability of success. Let  $\hat{p} = \sum_{i=1}^n x_i / n$  be the sample proportion.

Two well-known methods to construct interval estimates for the unknown  $p$  include the Wald and Wilson intervals. The Wald interval is

$$\hat{p} \pm z_{\alpha/2} \sqrt{\hat{p}(1 - \hat{p})/n}, \quad (1)$$

where  $z_{\alpha/2}$  is the  $(1 - \alpha/2)$  quantile from the standard normal distribution, where commonly  $\alpha = 0.05$ . It is mathematically possible for the upper bound of (1) to exceed one or the lower bound of (1) to fall below zero. Further, (1) returns a single value when  $\hat{p} = 0$  or  $\hat{p} = 1$ . Lastly, the Wald interval relies on the central limit theorem holding, which may not be the case for some  $n$  (Wallis 2013).

The Wilson interval is

$$\left( \frac{1}{1 + z_{\alpha/2}^2/n} \right) \left( \hat{p} + \frac{z_{\alpha/2}^2}{2n} \pm z_{\alpha/2} \sqrt{\frac{\hat{p}(1 - \hat{p})}{n} + \frac{z_{\alpha/2}^2}{4n^2}} \right). \quad (2)$$

In contrast to the Wald interval, the interval from (2) is guaranteed to lie inside  $[0, 1]$ . It produces an interval when  $\hat{p} = 0$  or  $\hat{p} = 1$ . It also can have slightly better confidence interval coverage properties, as evident in simulation studies reported in the literature (e.g., Wallis 2013, Brown et al. 2001, Newcombe 1998, Lott & Reiter 2020). For these reasons, some researchers recommend the Wilson interval over the Wald interval, although the latter remains widely used in practice.

## 2.2 Differential Privacy

Differential privacy has become a gold-standard definition of what it means for data products to be confidential. DP depends on the concept of neighboring databases. In our context, we consider the common definition of two neighboring databases, say  $D$  and  $D'$ , as differing on only one observation. For example, we could have  $D' = D \cup x$ , where  $x$  is some other value in the domain of the variable of interest. Alternatively, we could have  $D' = \{D - x_i\} \cup x$  for some  $x_i \in D$  and some  $x$ ; that is,  $D'$  is constructed by replacing one of the values in  $D$  with some value  $x$  in the domain of the variable of interest. The latter definition of neighboring databases presumes both  $D$  and  $D'$  have the same sample size, which implies that the sample size  $n$  can be considered known. We presume this definition of neighboring databases, as we use  $n$  to construct interval estimates for  $p$ .

### 2.2.1 Pure DP and the Laplace mechanism

Let  $\mathcal{M}$  be some algorithm that takes any dataset  $D$  as an input and produces an output in some set  $S$  with probability  $P(\mathcal{M}(D) \in S)$ . We say that  $\mathcal{M}$  satisfies  $\epsilon$ -DP, also called pure DP or just DP for brevity, if, for all neighboring databases  $D$  and  $D'$  and any output set  $S$ , we have

$$P(\mathcal{M}(D) \in S) \leq e^\epsilon P(\mathcal{M}(D') \in S). \quad (3)$$

The parameter  $\epsilon$  controls the level of privacy offered by  $\mathcal{M}$ . When  $\epsilon$  is small, one cannot easily tell whether any particular output  $S$  was generated by  $D$  or  $D'$ . Hence, adversaries cannot learn much about any single record in the confidential data,  $(x_1, \dots, x_n)$ . When  $\epsilon$  is large, the privacy guarantee is less stringent. The DP literature recommends values of  $\epsilon$  around one or less, although in practice larger values are used, as larger values typically result in  $\mathcal{M}$  with smaller noise variance and hence greater accuracy (Kazan & Reiter 2024).

DP has some appealing features (Dwork & Roth 2014). First, it satisfies composition. If  $\mathcal{M}_1$  satisfies  $\epsilon_1$ -DP and  $\mathcal{M}_2$  satisfies  $\epsilon_2$ -DP, then applying both  $\mathcal{M}_1(D)$  and  $\mathcal{M}_2(D)$  satisfies  $(\epsilon_1 + \epsilon_2)$ -DP. Second, it satisfies parallel composition. If we have two databases  $D_1$  and  $D_2$  such that  $D_1 \cap D_2 = \emptyset$ , then applying  $\mathcal{M}_1(D_1)$  and  $\mathcal{M}_2(D_2)$  satisfies  $\max(\epsilon_1, \epsilon_2)$ -DP. Third, it satisfies post-processing. If we apply any nontrivial function  $g$  to the output produced by an  $\epsilon$ -DP algorithm  $\mathcal{M}(D)$ , then  $g(\mathcal{M}(D))$  also satisfies  $\epsilon$ -DP. We leverage the post-processing property in particular when constructing the interval estimates for  $p$ .

Many algorithms for implementing DP, including those we use here, rely on a quantity called the global sensitivity. Let  $h$  be some function that we wish to apply to  $D$ , resulting in an output  $h(D)$ . For example,  $h$  could compute the sample proportion of the observed data. We define the global sensitivity  $\Delta_h$  to be the maximum amount that  $h$  can change over all possible neighboring databases  $(D, D')$ . For example, when  $h$  is the function that computes the sample proportion of  $n$  binary values,  $\Delta_h = 1/n$ .

Dwork et al. (2006) show that one can satisfy DP using the Laplace mechanism. This algorithm adds random noise to  $h(D)$ , where the noise is sampled from a Laplace distribution centered at zero with variance scaled according to  $\epsilon$  and  $\Delta_h$ . For the sample proportion, the Laplace mechanism results in  $\hat{p}^* = \hat{p} + \eta$ , where  $\eta \sim \text{Lap}(0, \Delta_h/\epsilon)$ . The agency releases  $\hat{p}^*$ , possibly truncated to zero or one to enhance face validity of the released proportion.

### 2.2.2 Rényi DP and the discrete Gaussian mechanism

A popular variant of differential privacy is Rényi differential privacy (Mironov 2017). Let  $\mathcal{M}$  be a randomized algorithm that produces an output distribution  $P_{\mathcal{M}(D)}$  when applied to a dataset  $D$ . For neighboring datasets  $D$  and  $D'$ , the Rényi divergence of order  $\lambda > 1$  is defined as

$$D_\lambda(P_{\mathcal{M}(D)} \parallel P_{\mathcal{M}(D')}) = \frac{1}{\lambda - 1} \log \mathbb{E} \left[ \left( \frac{P_{\mathcal{M}(D)}(D)}{P_{\mathcal{M}(D')}(D)} \right)^\lambda \right]. \quad (4)$$

We say that  $\mathcal{M}$  satisfies  $\epsilon$ -Rényi differential privacy with order  $\lambda$  if, for all neighboring datasets  $D$  and  $D'$ ,

$$D_\lambda(P_{\mathcal{M}(D)} \parallel P_{\mathcal{M}(D')}) \leq \epsilon. \quad (5)$$

With Rényi DP, we can use a Gaussian distribution to add noise to  $f(D)$  (Mironov 2017). This mechanism can offer advantages for accuracy, as the Gaussian distribution has a lower chance of generating large values of noise (compared to the Laplace distribution) due to its tail behavior. We also can satisfy Rényi DP by adding noise from a discretized version of the Gaussian distribution that has support over the integers (Canonne et al. 2022). The probability mass function of this distribution is

$$Pr(G = g) = \frac{\exp\left(-\frac{g^2}{2\sigma^2}\right)}{\sum_{m=-\infty}^{\infty} \exp\left(-\frac{m^2}{2\sigma^2}\right)}, \quad g \in \{\dots, -2, -1, 0, 1, 2, \dots\}. \quad (6)$$

When releasing a noisy version of the sample proportion, the discrete Gaussian mechanism is given by

$$\hat{p}^* = \frac{\sum_i^n x_i + g}{n}, \quad g \sim \text{DiscreteGaussian}(0, \sigma^2). \quad (7)$$

Using the results in Mironov (2017) and the fact that  $\Delta_h = 1$  for the function that sums  $(x_1, \dots, x_n)$ , it can be shown that (7) satisfies  $(\lambda, \lambda/2\sigma^2)$ -Rényi DP. In our simulations, we set  $\sigma^2 = 1/(n\epsilon)^2$ , so that the variance of the Gaussian mechanism matches the scale parameter from the Laplace mechanism.

## 3 Naive Wald and Wilson Intervals Under DP

Under the Laplace mechanism,  $E(\hat{p}^*) = E(\hat{p}) = p$ , and  $\text{Var}(\hat{p}^*) = p(1-p)/n + 2/(n^2\epsilon^2)$ . Thus, one possible interval substitutes  $\hat{p}^*$  for  $\hat{p}$  and  $\text{Var}(\hat{p}^*)$  for  $\text{Var}(\hat{p})$  in the expression for the Wald interval in (1). This results in what we call the “plug-in Wald interval,” given by

$$\hat{p}^* \pm z_{\alpha/2} \cdot \sqrt{\frac{\hat{p}^*(1-\hat{p}^*)}{n} + \frac{2}{n^2\epsilon^2}}. \quad (8)$$

When computing (8), if  $\hat{p}^* < 0$  we can set it to zero and if  $\hat{p}^* > 1$  we can set it to one. These are post-processing operations and hence do not incur any extra privacy loss.

Even with this clipping, it is evident from the margin of error in (8) that this interval can exacerbate the out-of-bounds problem noted in Section 2.1, especially when  $\epsilon$  and  $n$  are small. One solution is to clip the plug-in Wald interval itself at zero and one, although there is no theory that underpins the repeated-sampling validity of this practice.

Alternatively, we can naively follow the computations used to construct the Wilson interval in (2). To do so, we solve for  $p$  in

$$(n + z_{\alpha/2}^2) p^2 - (2n\hat{p}^* + z_{\alpha/2}^2) p + \left( n\hat{p}^{*2} - \frac{2z_{\alpha/2}^2}{n\epsilon^2} \right) \leq 0. \quad (9)$$

As needed, we clip  $\hat{p}^*$  to zero and one when computing (9). This ad hoc interval, which we call the “plug-in Wilson interval,” presumes that  $(\hat{p}^* - p)^2/\text{Var}(\hat{p}^*)$  follows a chi-squared distribution on one degree of freedom. However, this distributional assumption is incorrect. Nonetheless, we evaluate the resulting interval in Section 5. Notably, the plug-in Wilson interval can fall outside  $[0, 1]$ . We show this in detail in the supplementary material.

## 4 Principled Intervals Under $\epsilon$ -DP

The plug-in Wald and plug-in Wilson intervals are ad hoc in that they do not account for the noise mechanism in a principled manner. In this section, we present three intervals that do so in different ways. We mainly present the intervals under  $\epsilon$ -DP and the Laplace mechanism, although they can be extended to other variants of DP and other algorithms that add noise to the sample proportion. As an example, we present the Bayesian credible interval for Rényi DP and the discrete Gaussian mechanism in Section 4.4.

The analyst does not know  $p$ , of course, nor does the analyst know the confidential value  $\hat{p}$ . They only have access to  $\hat{p}^*$ , as well as a description of the DP algorithm used to create it. We presume that  $n$  is known, e.g., it is provided by the agency. We also presume that the agency provides the value of  $\hat{p}^*$  without any post-processing, regardless of whether or not it is inside  $[0, 1]$ . Releasing differentially private values without any clipping or other post-processing enables unbiased estimation of  $\hat{p}$  and hence  $p$ . This release strategy is used, for example, by the U. S. Bureau of the Census, which releases noisy counts without post-processing as part of the 2020 decennial census data products. We note that the agency could, for convenience, additionally provide a clipped version of  $\hat{p}^*$  with no additional privacy loss. In Section 6, we discuss how to modify the interval estimates when the agency releases only a clipped version of  $\hat{p}^*$ .

### 4.1 Bayesian Credible Intervals Under $\epsilon$ -DP

Following a Bayesian paradigm, let  $Q$  be the analyst’s random variable for the unknown  $p$ , and let  $q \in [0, 1]$  be a realization of  $Q$ . Let  $\hat{Q}$  be the analyst’s random variable for the unknown  $\hat{p}$ , and let  $\hat{q} \in [0/n, 1/n, \dots, (n-1)/n, n/n]$  be a realization of  $\hat{Q}$ . We seek to estimate the posterior distribution of the unknown  $p$  based on the released noisy proportion  $\hat{p}^*$ . That is, we estimate the posterior density

$$f(q \mid \hat{p}^*) \propto f(\hat{p}^* \mid q)f(q). \quad (10)$$

We compute  $f(\hat{p}^* \mid q)$  by integrating over the unobserved  $\hat{p}$ , using the density

$$f(\hat{q}^* \mid q) = \int f(\hat{p}^* \mid \hat{q})f(\hat{q} \mid q) d\hat{q}. \quad (11)$$

In (11), we use the binomial distribution  $n\hat{q} \sim \text{Binomial}(n, q)$  for  $f(\hat{q}|q)$  and the Laplace distribution,

$$f(\hat{p}^* | \hat{q}) = \frac{1}{2n\epsilon} \exp\left(-\frac{|\hat{p}^* - \hat{q}|}{n\epsilon}\right). \quad (12)$$

Once we have many draws of  $q$  from (10), we take as the DP interval estimate for  $p$  the 2.5 percentile and 97.5 percentiles of these sampled draws.

#### 4.1.1 Uniform prior

We first consider the interval based on the uniform prior distribution,  $f(q) = \text{Uniform}(0, 1)$ . This prior distribution reflects the prior belief that any value of  $p$  between 0 and 1 is equally likely. With the uniform prior distribution, the integral in (10) does not have a closed-form solution. However, it can be evaluated using a Gibbs sampling strategy as we do here. We note that one could use other sampling strategies for single parameter models as well.

The Gibbs sampler alternates between sampling values of  $q$  and of  $\hat{q}$  from their full conditional distributions. For  $q$ , given the updated value of  $\hat{q}$ , say  $\hat{q} = k/n$ , we have  $f(q | \hat{q}) \propto q^k(1 - q)^{n-k}$ . Hence, the full conditional distribution of  $q$  follows the Beta distribution,

$$q | \hat{q} \sim \text{Beta}(n\hat{q} + 1, n(1 - \hat{q}) + 1). \quad (13)$$

For  $\hat{q}$ , we apply a grid-based method. Given the draw of  $q$ , we evaluate

$$f(\hat{q} | q, \hat{p}^*) \propto \exp\left(-\frac{|\hat{p}^* - \hat{q}|}{n\epsilon}\right) q^{n\hat{q}}(1 - q)^{n(1-\hat{q})}. \quad (14)$$

over the grid  $\hat{q} \in \{0, 1/n, 2/n, \dots, 1\}$ . We normalize these values to form a probability distribution, from which we sample to get the updated draw of  $\hat{q}$ .

#### 4.1.2 Jeffreys prior

In the nonprivate setting, the Jeffreys prior is often used for interval estimation, as it has the desirable property of reparameterization invariance (Brown et al. 2001, Zanella-Béguelin et al. 2022). It corresponds to the Beta prior distribution,  $q \sim \text{Beta}(1/2, 1/2)$ . Combining the binomial likelihood and the prior distribution, we have

$$f(q | \hat{q}) \propto q^k(1 - q)^{n-k} q^{-1/2}(1 - q)^{-1/2} = q^{k-1/2}(1 - q)^{n-k-1/2}, \quad (15)$$

which is the kernel of the Beta distribution

$$q | \hat{q} \sim \text{Beta}(k + 1/2, n - k + 1/2). \quad (16)$$

With the Jeffreys prior, we modify the Gibbs sampler in Section 4.1.1 to instead sample  $q$  given  $\hat{q}$  from (16).

## 4.2 Two-Step Interval Under $\epsilon$ - DP

In this section, we present a two-step approach designed to circumvent the Gibbs sampler from Section 4.1. The basic idea is to sample many values of  $\hat{q}$  that are plausible given the released  $\hat{p}^*$ . We use each sampled  $\hat{q}$  to compute the expression for one of the standard

confidence intervals—we use the Wilson interval here—and combine the results to form the interval estimate. Since we sample  $\hat{q}$  using only  $\hat{p}^*$ , this interval derives from a post-processing procedure that does not use additional privacy budget beyond the  $\epsilon$  used to generate  $\hat{p}^*$ . The procedure works as follows.

For each integer  $k = 0, \dots, n$ , let  $\hat{q}_k = k/n$ . Following (12), we compute the density

$$w_k = f(\hat{p}^* | \hat{q}_k) = \frac{1}{2n\epsilon} \exp\left(-\frac{|\hat{p}^* - \hat{q}_k|}{n\epsilon}\right). \quad (17)$$

For  $k = 0, \dots, n$ , we have

$$Pr\left(\hat{Q} = k/n \mid \hat{p}^*\right) = w_k / \sum_{k=0}^n w_k. \quad (18)$$

We use (18) to draw  $T$  Monte Carlo samples,  $\hat{q}^{(1)}, \dots, \hat{q}^{(T)}$ .

We act as if each drawn  $\hat{q}^{(t)}$ , where  $t = 1, \dots, T$ , is the sample proportion of the confidential data. We compute the Wilson confidence interval in (2) using  $\hat{q}^{(t)}$  in place of  $\hat{p}$ , resulting in  $T$  plausible Wilson intervals,  $(L^{(t)}, U^{(t)})$ , where  $t = 1, \dots, T$ . We take the  $\alpha/2$  quantile of all  $T$  values of  $\{L^{(t)} : t = 1, \dots, T\}$  as the lower bound of the DP interval and the  $(1 - \alpha/2)$  quantile of all  $\{U^{(t)} : t = 1, \dots, T\}$  as the upper bound of the DP interval.

### 4.3 Exact Interval Under $\epsilon$ - DP

We next present an interval motivated by the strategy used to derive the Clopper-Pearson interval. The basic idea is to find the values of  $p$  that could give rise to the observed  $\hat{p}^*$  with at least  $1 - \alpha$  probability, as we now describe.

We begin by setting a range of candidate values for  $p$ , covering the interval from 0 to 1 in many small increments. For each candidate  $p$ , say  $p_j$  where  $j = 1, \dots, J$  where  $J = 1000$ , we simulate a sample proportion  $\hat{p}_{js} = X_{js}/n$  where  $X_{js} \sim \text{Binomial}(n, p_j)$ . We then mimic the Laplace mechanism and add noise  $\eta_{js}$  to  $\hat{p}_{js}$  drawn from a Laplace distribution with mean zero and scale parameter  $1/(n\epsilon)$ . This process results in a draw of the noisy sample proportion,  $\hat{p}_{js}^* = \hat{p}_{js} + \eta_{js}$ . We repeat the process of generating  $\hat{p}_{js}^*$  many times, say  $s = 1, \dots, S$  times where  $S = 5000$ , for each  $p_j$ . The result is a simulated sampling distribution for the noisy proportion for each  $p_j$ .

For each  $p_j$ , we find the percentages of the  $S$  simulated noisy proportions that are greater than or equal to  $\hat{p}^*$  and that are less than or equal to  $\hat{p}^*$ . We then utilize Brent's root-finding algorithm (Brent 1973), which we implement via the 'unitroot()' function in R, to find bounds  $p_L$  and  $p_U$ . The lower bound  $p_L$  is the smallest candidate  $p_j$  for which the upper tail probability is less than or equal to  $\alpha/2$ , i.e.,

$$p_L = \underset{p_j}{\operatorname{argmin}} \left( S^{-1} \sum_{s=1}^S I(\hat{p}_{js}^* \geq \hat{p}^*) \leq \alpha/2 \right). \quad (19)$$

The upper bound  $p_U$  is the largest candidate  $p_j$  for which the lower tail probability is less than or equal to  $\alpha/2$ .

$$p_U = \underset{p_j}{\operatorname{argmax}} \left( S^{-1} \sum_{s=1}^S I(\hat{p}_{js}^* \leq \hat{p}^*) \leq \alpha/2 \right). \quad (20)$$



## 4.4 Bayesian Interval Under Rényi DP

We now consider the Bayesian interval under Rényi DP and the discrete Gaussian mechanism from Section 2.2.2. As before let  $\hat{q} \in [0, 1/n, \dots, (n-1)/n, 1]$  be a possible value of  $\hat{Q}$ , i.e., the random variable representing the unobserved sample proportion. We seek the posterior distribution  $f(q | \hat{p}^*) \propto f(\hat{p}^* | q) f(q) = \sum f(\hat{p}^* | \hat{q}) f(\hat{q} | q) f(q)$ . We presume a uniform prior distribution for  $f(q)$ .

Using the discrete Gaussian mechanism from (6) and (7), given a value of  $\hat{q}$ , we have

$$f(\hat{p}^* | \hat{q}) \propto \exp\left(-\frac{(n\hat{p}^* - n\hat{q})^2}{2\sigma^2}\right). \quad (21)$$

Hence, combining the likelihood in (21) and a uniform prior, the kernel of  $f(q | \hat{p}^*)$  is

$$f(q | \hat{p}^*) \propto \sum_{k=0}^n \exp\left(-\frac{(n\hat{p}^* - k)^2}{2\sigma^2}\right) \binom{n}{k} q^k (1-q)^{n-k}. \quad (22)$$

We use a Gibbs sampler to simulate from the full conditionals of this kernel. For  $q$ , we draw an update from the Beta distribution as in (13). For  $\hat{q}$ , we evaluate (21) for all values  $\hat{q} \in \{0, 1/n, 2/n, \dots, 1\}$  and normalize to obtain a probability mass function, from which we then sample to obtain the update. We construct the 95% interval using the 2.5 percentile and 97.5 percentiles of the posterior draws of  $q$ .

## 5 Simulations

In this section, we conduct simulation studies to examine the repeated sampling performances of the plug-in Wald and Wilson intervals from Section 3 and the principled intervals from Section 4. We consider two sample sizes,  $n = 100$  and  $n = 1000$ , and four true proportions,  $p \in \{0.1, 0.2, 0.5, 0.8\}$ . For a given  $n$  and  $p$ , in each simulation run we generate a value of  $\hat{p}$  by sampling from a binomial distribution with  $n$  trials and probability  $p$ . We then add noise to the sampled  $\hat{p}$  using either a Laplace mechanism or a discrete Gaussian mechanism with  $\epsilon \in \{0.1, 0.3, 0.5, 5\}$ . For the intervals based on pure DP and the Laplace mechanism, we compute the intervals in Section 4.1 through Section 4.3. For the intervals based on the discrete Gaussian mechanism and Rényi DP, we compute the interval in Section 4.4. We base the Bayesian intervals on 5000 posterior draws from the Gibbs samplers. We base the intervals from the two-step method on  $T = 5000$  plausible draws of  $\hat{q}$ . We consider 95% intervals for all methods. Finally, in each scenario we generate 5000 independent simulation runs. Codes for all methods are available at [https://github.com/jkstatat/Interval\\_Estimation\\_Binomial\\_Proportion\\_DP](https://github.com/jkstatat/Interval_Estimation_Binomial_Proportion_DP).

Using this simulation design, we find that the plug-in Wald interval frequently includes values outside  $[0, 1]$ , especially for  $p$  near the boundary when  $n = 100$  and  $\epsilon < 1$ . As examples, almost 90% of the plug-in Wald intervals are outside  $[0, 1]$  when  $(p = 0.1, n = 100, \epsilon = 0.1)$ , and about 16% of the intervals are outside  $[0, 1]$  when  $(p = 0.1, n = 100, \epsilon = 0.5)$ . The plug-in Wilson interval is slightly less prone to including values outside  $[0, 1]$ , but it still happens quite often in these situations. Once  $n = 1000$ , we find that the intervals rarely fall outside  $[0, 1]$  for both methods. The supplementary material includes a table

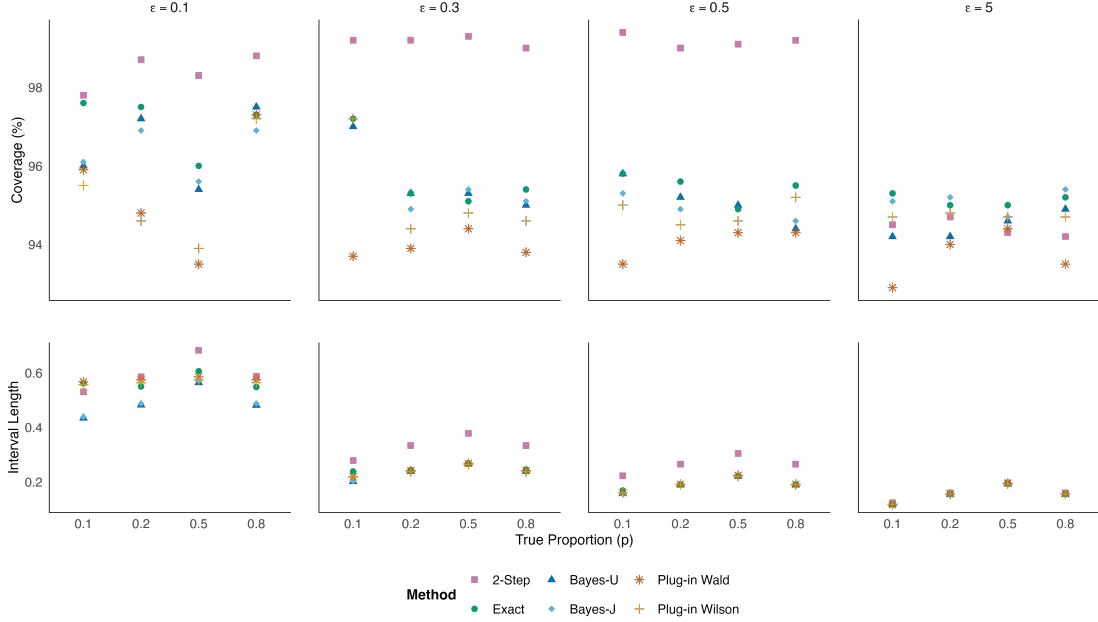


Figure 1: Coverage (%) and average interval length for the Plug-in Wald, Plug-in Wilson, Bayesian credible intervals with uniform (Bayes-U) and Jeffreys (Bayes-J) priors, the two-step method (2-Step), and the exact interval (Exact) for  $\epsilon$ -DP with Laplace noise across different values of  $\epsilon$  and  $p$  when  $n = 100$ .

with the percentages of the 5000 plug-in Wald and plug-in Wilson intervals outside  $[0, 1]$  for each combination of  $(p, n, \epsilon)$ . When comparing the repeated sampling properties of these intervals to the repeated sampling properties of the principled intervals, we clip the limits of the plug-in Wald and plug-in Wilson intervals to  $[0, 1]$ .

Figure 1 and Figure 2 display the empirical coverage rates and average lengths when  $n = 100$  and  $n = 1000$ , respectively, for the intervals based on the plug-in Wald, plug-in Wilson, and the principled methods under  $\epsilon$ -DP. Overall, the coverage rates for all procedures are near the nominal 95% rate. However, we can discern some patterns. First, for both  $n = 100$  and  $n = 1000$ , the two-step interval has the highest coverage rate when  $\epsilon \in (0.1, 0.3, 0.5)$ , generally exceeding the nominal 95% level. This overcoverage comes at the cost of wider intervals. As such, the two-step interval seems too conservative. Second, the empirical coverage rates for the plug-in Wald (especially) and the plug-in Wilson intervals often dip below the nominal 95% rate, especially when  $n = 100$ . They do so while also sometimes having larger average interval lengths than some of the principled methods. Taken together, these results suggest the plug-in Wald and plug-in Wilson methods are not competitive methods. Third, the exact and Bayesian intervals tend to perform similarly. The most pronounced differences appear when  $n = 100, \epsilon = 0.1$ , when the coverage rate of the exact interval appears to exceed the nominal rate by more than the coverage rates for the Bayesian intervals, while also having larger average interval lengths. This finding provides a rationale for preferring the Bayesian interval over the exact one, although using either is defensible. Fourth, the Bayesian intervals with the uniform prior and a Jeffreys prior offer quite similar coverage rates and average lengths. This is expected, as the two intervals share nearly identical structures and use priors whose differences evidently do

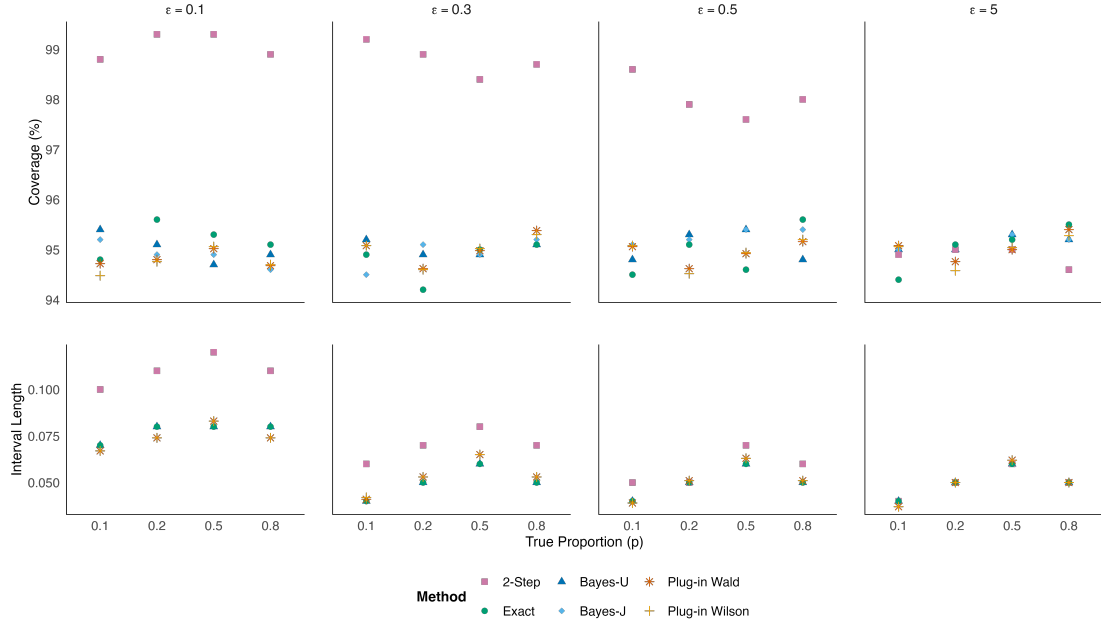


Figure 2: Coverage (%) and average interval length for the Plug-in Wald, Plug-in Wilson, Bayesian credible intervals with uniform (Bayes-U) and Jeffreys (Bayes-J) priors, the two-step method (2-Step), and the exact interval (Exact) for  $\epsilon$ -DP with Laplace noise across different values of  $\epsilon$  and  $p$  when  $n = 1000$ .

not noticeably influence the intervals in these simulations. Finally, also as expected, the average interval lengths decrease as  $n$  and  $\epsilon$  increase. Indeed, when  $(n = 100, \epsilon = 0.1)$ , the intervals tend to be so wide that they arguably do not locate  $p$  with useful accuracy. This is a price to pay for having such a strong privacy guarantee with a relatively small  $n$ . For  $n = 1000$ , the intervals tend to be narrow enough to locate  $p$  even with small  $\epsilon$ .

Turning to the Rényi DP intervals, Figure 3 displays the empirical coverage rates for the 5000 intervals for both  $n = 100$  and  $n = 1000$ . Once again, the coverage rates tend to be near the nominal 95% rate. These results suggest that the post-processing strategy of computing Bayesian credible intervals can be effective for different types of DP mechanisms.

Finally, we note that tabular results for all methods in all simulations are provided in the supplementary material.

## 6 Conclusions

To summarize, the simulations suggest that, among the interval estimates for a binomial  $p$  considered here, the exact intervals and Bayesian credible intervals have the most desirable properties. The Bayesian interval appears to have closer to nominal coverage rates when the DP noise substantially impacts the reported proportion. The two-step interval is overly conservative and arguably can be ruled out. The plug-in Wald and plug-in Wilson intervals can produce limits outside the feasible region of  $[0, 1]$ , which makes them somewhat awkward to use. Even with clipping the infeasible parts of the interval, they still can provide lower than nominal coverage rates.

In developing the intervals in Section 4, we presume that the agency releases the noisy

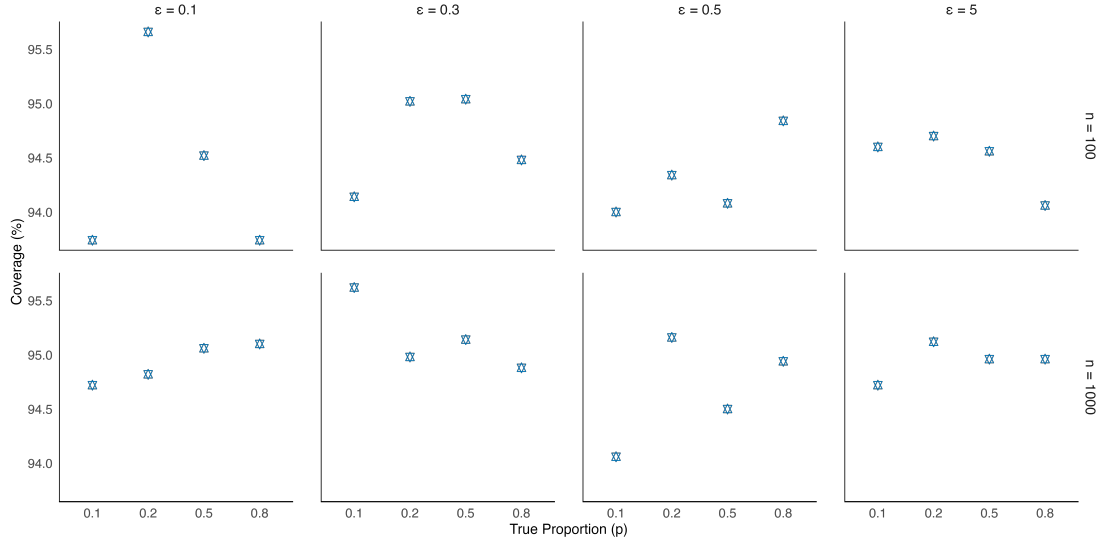


Figure 3: Coverage (%) of Bayesian credible intervals under Rényi differential privacy using the discrete Gaussian mechanism for different values of  $\epsilon$  and true proportion  $p$ . Results are shown for  $n = 100$  and  $n = 1000$ .

proportion without post-processing. Some agencies may prefer to release only a clipped version of the DP proportion, so as not to release any values outside  $[0, 1]$ . We can accommodate this setting by modifying the noise distribution to account for the truncation. Specifically, the Bayesian intervals and two-step interval now use truncated Laplace distributions or truncated discrete Gaussian distributions for  $f(\hat{p}^*|\hat{q})$ . The exact intervals add a step when simulating  $\hat{q}^*$ , namely truncating any simulated values outside the limits to the closer of zero and one. We conjecture that the truncation will result in wider interval estimates for all the principled methods, since the clipped version of  $\hat{p}^*$  provides less information than  $\hat{p}^*$  itself.

## References

- Abowd, J. M., Adams, T., Ashmead, R., Darais, D., Dey, S., Garfinkel, S. L., Goldschlag, N., Kifer, D., LeClerc, P., Lew, E., Moore, S., Rodriguez, R. A., Tadros, R. N. & Vilhuber, L. (2023), A simulated reconstruction and reidentification attack on the 2010 U.S. census: Full technical report, Technical report, U. S. Bureau of the Census, working paper CES-23-63.
- Awan, J. & Slavković, A. (2020), ‘Differentially private inference for binomial data’, *Journal of Privacy and Confidentiality* **10**(1), 725.
- Brent, R. P. (1973), *Algorithms for Minimization without Derivatives*, Prentice-Hall, Englewood Cliffs, NJ.
- Brown, L. D., Cai, T. T. & DasGupta, A. (2001), ‘Interval estimation for a binomial proportion’, *Statistical Science* **16**(2), 101 – 133.

- Canonne, C., Kamath, G. & Steinke, T. (2022), ‘Discrete gaussian for differential privacy’, *Journal of Privacy and Confidentiality* **12**(1).  
**URL:** <http://dx.doi.org/10.29012/jpc.784>
- Covington, C., He, X., Honaker, J. & Kamath, G. (2024), ‘Unbiased statistical estimation and valid confidence intervals under differential privacy’, *Statistica Sinica* .  
**URL:** <http://dx.doi.org/10.5705/ss.202022.0276>
- Differential Privacy Team, Apple (2017), ‘Learning with privacy at scale’, <https://docs-assets.developer.apple.com/ml-research/papers/learning-with-privacy-at-scale.pdf>.
- Dinur, I. & Nissim, K. (2003), Revealing information while preserving privacy, *in* ‘Proceedings of the Twenty-second ACM SIGMOD-SIGACT-SIGART Symposium on Principles of Database Systems (PODS ’03)’, New York: ACM, pp. 202—210.
- Dwork, C. (2006), Differential privacy, *in* M. Bugliesi, B. Preneel, V. Sassone & I. Wegener, eds, ‘Automata, Languages and Programming: 33rd International Colloquium, ICALP 2006, Venice, Italy, July 10–14, 2006. Proceedings, Part II’, Springer, Berlin, pp. 1–12.
- Dwork, C., McSherry, F., Nissim, K. & Smith, A. (2006), Calibrating noise to sensitivity in private data analysis, *in* ‘Theory of Cryptography: Third Theory of Cryptography Conference, TCC 2006, New York, NY, USA, March 4-7, 2006. Proceedings’, Springer Berlin Heidelberg, Berlin, Heidelberg, pp. 265–284.
- Dwork, C. & Roth, A. (2014), ‘The algorithmic foundations of differential privacy’, *Foundations and Trends in Theoretical Computer Science* **9**, 211—407.
- Dwork, C., Smith, A., Steinke, T. & Ullman, J. (2017), ‘Exposed! a survey of attacks on private data’, *Annual Review of Statistics and Its Application* **4**, 61–84.
- D’Orazio, V., Honaker, J. & King, G. (2015), Differential privacy for social science inference, Technical report, Sloan Foundation Economics Research Paper, (2676160).
- Gaboardi, M., Lim, H. W., Rogers, R. & Vadhan, S. (2016), Differentially private chi-squared hypothesis testing: Goodness of fit and independence testing, *in* ‘Proceedings of the 33rd International Conference on Machine Learning (ICML ’16)’, PMLR, pp. 2111–2120.
- Karwa, V. & Vadhan, S. (2017), ‘Finite sample differentially private confidence intervals’, *arXiv preprint* p. arXiv:1711.03908.
- Kazan, Z. & Reiter, J. P. (2024), Prior-itzing privacy: A Bayesian approach to setting the privacy budget in differential privacy, *in* A. Globerson, L. Mackey, D. Belgrave, A. Fan, U. Paquet, J. Tomczak & C. Zhang, eds, ‘Advances in Neural Information Processing Systems’, Vol. 37, pp. 90384–90430.
- Li, L. & Reiter, J. P. (2022), ‘Bayesian inference for estimating subset proportions using differentially private counts’, *Journal of Survey Statistics and Methodology* **10**, 785–803.

- Lin, S., Bun, M., Gaboardi, M., Kolaczyk, E. D. & Smith, A. (2024), ‘Differentially private confidence intervals for proportions under stratified random sampling’, *Electronic Journal of Statistics* **18**, 1455–1494.
- Lott, A. & Reiter, J. P. (2020), ‘Wilson confidence intervals for binomial proportions with multiple imputation for missing data’, *The American Statistician* **74**(2), 109–115.
- Mironov, I. (2017), ‘Rényi differential privacy’, *CoRR* **abs/1702.07476**.
- Near, J. (2018), Differential privacy at scale: Uber and berkeley collaboration, in ‘Enigma 2018 (Enigma 2018)’, USENIX Association, Santa Clara, CA.
- Newcombe, R. G. (1998), ‘Two-sided confidence intervals for the single proportion: Comparison of seven methods’, *Statistics in Medicine* **17**(8), 857–872.
- Reiter, J. P. (2019), ‘Differential privacy and federal data releases’, *Annual Review of Statistics and Its Application* **6**, 85–101.
- Vu, D. & Slavkovic, A. (2009), Differential privacy for clinical trial data: Preliminary evaluations, in ‘IEEE International Conference on Data Mining Workshops’, IEEE, pp. 138–143.
- Wallis, S. (2013), ‘Binomial confidence intervals and contingency tests: Mathematical fundamentals and the evaluation of alternative methods’, *Journal of Quantitative Linguistics* **20**(3), 178–208.
- Wang, Y., Lee, J. & Kifer, D. (2015), ‘Revisiting differentially private hypothesis tests for categorical data’, *arXiv: Cryptography and Security*.
- Zanella-Béguelin, S., Wutschitz, L., Tople, S., Salem, A., Rühle, V., Pavard, A., Naseri, M., Köpf, B. & Jones, D. (2022), ‘Bayesian estimation of differential privacy’.