

Hi-WaveTST: A Hybrid High-Frequency Wavelet-Transformer for Time-Series Classification

Hüseyin Göksu

Abstract—Transformers have become state-of-the-art (SOTA) for time-series classification, with models like PatchTST demonstrating exceptional performance. These models rely on “patching” the time series and learning relationships between raw temporal data blocks. We argue that this approach is blind to critical, non-obvious high-frequency information that is complementary to the temporal dynamics. In this letter, we propose Hi-WaveTST, a novel Hybrid architecture that augments the original temporal patch with a learnable, High-Frequency wavelet feature stream. Our wavelet stream uses a deep Wavelet Packet Decomposition (WPD) on each patch and extracts features using a learnable Generalized Mean (GeM) pooling layer. On the UCI-HAR benchmark dataset, our hybrid model achieves a mean accuracy of $93.38\% \pm 0.0043$, significantly outperforming the SOTA PatchTST baseline ($92.59\% \pm 0.0039$). A comprehensive ablation study proves that every component of our design—the hybrid architecture, the deep high-frequency wavelet decomposition, and the learnable GeM pooling—is essential for this state-of-the-art performance.

Index Terms—Time-Series Classification, Transformer, Wavelet Packet Decomposition, Deep Learning, Hybrid Models, Human Activity Recognition (HAR).

I. INTRODUCTION

TIME-SERIES classification (TSC) is a fundamental task in signal processing, with applications in human activity recognition (HAR) [6], medical diagnostics, and audio processing. Recently, the Transformer architecture [1], particularly patch-based models like PatchTST [2], has achieved SOTA results, outperforming traditional machine learning and deep learning models like CNNs and RNNs. This shift follows a trend of Transformer-based architectures like Informer [7] and Autoformer [8] showing dominance in time-series forecasting.

The success of PatchTST [2] lies in its ability to treat “patches” (short, overlapping segments) of a time series as “tokens,” allowing the self-attention mechanism to learn complex inter-patch relationships. However, the input to the Transformer is a token derived from the raw temporal samples within that patch. This approach has a significant blind spot: it struggles to explicitly model the time-frequency characteristics of the signal, particularly high-frequency components.

Classic signal processing has long relied on wavelet transforms [3] to provide robust, multi-resolution time-frequency representations. Wavelet Packet Decomposition (WPD) [4], in particular, offers a rich dictionary of signal components. Previous research has shown the benefits of combining wavelets with deep learning, such as in WaveNet [10] or wavelet-based

CNNs [11], [12], but often as a preprocessing step [13] or as a complete replacement for standard convolutions [14].

In this letter, we propose that the optimal approach is not replacement, but augmentation. We hypothesize that augmenting the raw temporal token with an explicit time-frequency feature vector will provide complementary information, leading to superior performance.

Our main contributions are: 1) We propose Hi-WaveTST, a novel Hybrid architecture that augments the temporal patch stream of PatchTST with a parallel, learnable wavelet-feature stream. 2) We introduce a wavelet-patch feature extractor that uses deep WPD and learnable Generalized Mean (GeM) [5] pooling to create a compact, efficient, and highly descriptive high-frequency feature vector. 3) We demonstrate SOTA results on the UCI-HAR dataset [6], supported by a comprehensive ablation study.

II. PROPOSED METHOD: HI-WAVETST

Our model, ‘Hi-WaveTST’, is built upon the SOTA ‘PatchTST’ architecture. We retain its core components (patching, Transformer encoder, classification head) but make one critical modification: we replace the simple patching layer with a novel hybrid patching layer.

As shown in Fig. 1(B), our hybrid layer processes each patch in two parallel streams.

A. Temporal Stream

This stream is identical to the baseline ‘PatchTST’ [2]. An input time-series patch $x_p \in \mathbb{R}^{C \times L_p}$ (where C is channels, L_p is patch length) is flattened into a temporal token $z_t \in \mathbb{R}^{C \cdot L_p}$. For our experiments ($C = 9, L_p = 16$), this results in $z_t \in \mathbb{R}^{144}$. This stream preserves the raw, fine-grained temporal dynamics.

B. Wavelet Feature Stream

This stream, our core contribution, generates a compact time-frequency feature vector z_w from the same patch x_p . This is a 3-stage process:

1) *Wavelet Packet Decomposition (WPD)*: We apply a WPD to each channel of the patch x_p . We found the “db2” wavelet to be optimal (Sec. IV-B.3). Crucially, we use a decomposition level $D = 3$. This decomposes the 16-sample patch into $2^D = 8$ distinct wavelet packets (frequency bands), each containing a small number of coefficients. This provides the highest possible frequency resolution for the given patch size, which we found to be the key missing information (Sec. IV-B.2).

H. Göksu, Akdeniz Üniversitesi, Elektrik-Elektronik Mühendisliği Bölümü, Antalya, Türkiye, e-posta: (hgoku@akdeniz.edu.tr).

Manuscript received October 30, 2025; revised XX, 2025.

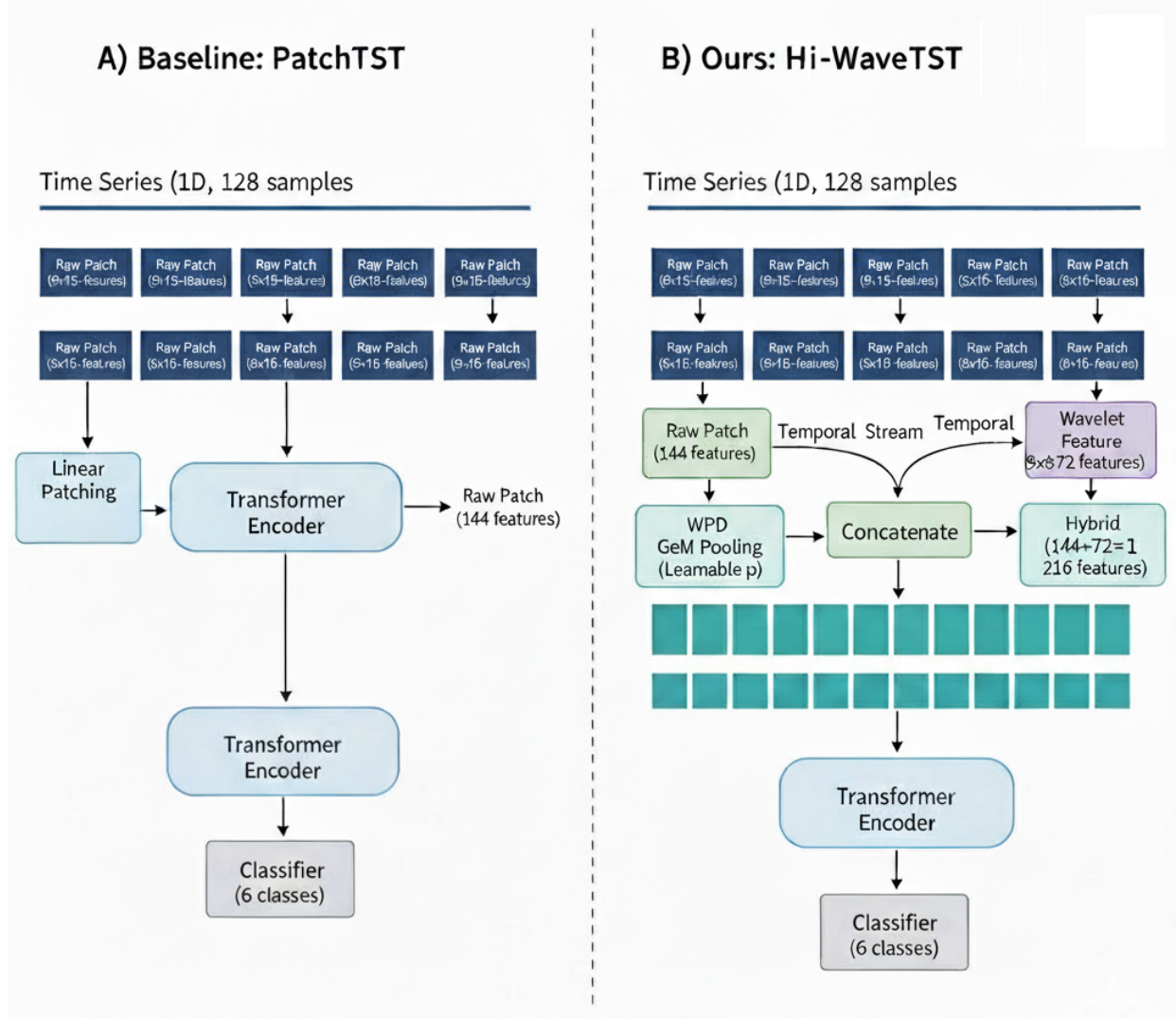


Fig. 1. Model Architecture Comparison. (A) The baseline PatchTST model, which uses only raw temporal patches. (B) Our proposed Hi-WaveTST, which features a dual stream. It concatenates the raw temporal patch (Temporal Stream) with a new wavelet feature token (Wavelet Stream) derived from WPD and learnable GeM pooling.

2) *Learnable GeM Pooling*: To summarize the coefficients in each packet, we employ a Generalized Mean (GeM) pooling layer [5], which has a learnable exponent p :

$$\text{GeM}(X) = \left(\frac{1}{N} \sum_{i=1}^N |x_i|^p \right)^{1/p} \quad (1)$$

We apply a separate GeM layer (with its own learnable p_k) to each of the $k = 8$ wavelet packets. This allows the network to learn the optimal pooling strategy for each frequency band independently. This pooling results in 8 scalar features per channel.

3) *Feature Concatenation*: The resulting 8 features from each of the 9 channels are concatenated, forming the final wavelet feature token $z_w \in \mathbb{R}^{C \cdot 2^D}$. For our champion model ($C = 9, D = 3$), this results in $z_w \in \mathbb{R}^{72}$.

C. Hybrid Token Generation

The temporal token $z_t \in \mathbb{R}^{144}$ and the wavelet token $z_w \in \mathbb{R}^{72}$ are concatenated to form the final "super-token"

$z_{hy} \in \mathbb{R}^{216}$. This hybrid token is then passed through a linear projection to match the Transformer's D_{model} , and the resulting sequence of tokens is fed to the standard Transformer encoder [1].

III. EXPERIMENTAL SETUP

Dataset: We use the UCI-HAR dataset [6], a standard benchmark for human activity recognition. It contains 9-channel time-series data (3-axis accelerometer, 3-axis gyroscope) from 30 subjects, with a sequence length of 128 samples. The task is to classify 6 activities.

Baseline: Our baseline is the SOTA 'PatchTST' [2] model. We use the same hyperparameters for a fair comparison: patch length $L_p = 16$, stride $S = 8$, $D_{model} = 64$, $N_{heads} = 4$, and $N_{layers} = 3$.

Training: All models are trained for 30 epochs using the AdamW optimizer ($LR = 5 \times 10^{-4}$) and a batch size of 64. We run each experiment 5 times with different random seeds and report the **mean and standard deviation** of the test accuracy.

All wavelet filters are fixed, except for the p parameter in the GeM pooling layers.

IV. RESULTS AND DISCUSSION

We designed a comprehensive set of experiments to (1) validate our model against the SOTA baseline and (2) perform a deep ablation study to justify every component of our proposed architecture. The complete results are summarized in Fig. 2.

A. Main Result: *Hi-WaveTST* vs. *PatchTST*

Our primary experiment compares our champion model, ‘Hi-WaveTST’, with the ‘PatchTST’ baseline. As shown in Table I, our model achieves a significant gain in both mean accuracy and stability. This proves our central hypothesis: augmenting the raw temporal token with a deep, learnable wavelet-feature vector provides complementary information that the Transformer can leverage for a more robust classification.

TABLE I
MAIN RESULT VS. SOTA BASELINE

Model	Parameters	Test Accuracy (Mean \pm Std)
PatchTST (Baseline)	159,814	0.9259 \pm 0.0039
Hi-WaveTST (L3, db2, GeM)	164,430	0.9338 \pm 0.0043

B. Ablation Study: Proving Our Design

We conducted four key ablations to dissect our model’s success.

1) *Architecture: Hybrid vs. Replacement*: We first tested a “Replacement” model (‘GeM-Wave (L3)’ that replaces the temporal token with our wavelet token. As Table II shows, this model performs significantly worse. This proves that the raw temporal information is vital and that our hybrid approach is the correct architectural choice.

TABLE II
ABLATION ON ARCHITECTURE

Model (L3, db2, GeM)	Accuracy (Mean \pm Std)
Replacement-only	0.9115 \pm 0.0031
Hybrid (Ours)	0.9338 \pm 0.0043

2) *Feature Depth: High-Resolution (L3) vs. L2 vs. Pyramid*: We compared our champion (L3 features) with a shallower model (L2) and a “Pyramid” model (L1+L2+L3). Table III reveals a nuanced finding: the ‘L3’ model, which only provides high-frequency resolution, performs best. The ‘Pyramid’ model, which adds redundant low-frequency (L1, L2) features, performs worse. This implies the raw temporal stream already contains the low-frequency data, and the model’s “blind spot” is specifically in the high-frequency bands.

TABLE III
ABLATION ON FEATURE DEPTH

Model (Hybrid, db2, GeM)	Accuracy (Mean \pm Std)
‘Hi-Wave (L2)’	0.9301 \pm 0.0019
‘Pyramid-Hi-Wave (L1-3)’	0.9324 \pm 0.0051
‘Hi-Wave (L3)’	0.9338 \pm 0.0043

TABLE IV
ABLATION ON WAVELET BASIS

Model (Hybrid, L3, GeM)	Accuracy (Mean \pm Std)
‘Hi-Wave (db4)’	0.9290 \pm 0.0025
‘Hi-Wave (db2)’	0.9338 \pm 0.0043

3) *Wavelet Basis: ‘db2’ vs. ‘db4’*: We tested our champion against the longer “db4” wavelet. Table IV shows that the “db2” model is superior. We conclude that the shorter “db2” filter (length 4) is better suited to the short 16-sample patch length than the smoother “db4” filter (length 8).

4) *Pooling Method: ‘GeM’ vs. ‘AvgPool’*: Finally, we replaced our learnable ‘GeM’ poolers with simple ‘AvgPool’. Table V shows this model is less accurate and far less stable. This proves that the learnable, non-linear pooling from ‘GeM’ is a key contributor to our SOTA performance. As shown in Fig. 3, the network consistently learns $p \approx 3$ for all 8 packets, suggesting a “soft RMS” is the optimal pooling strategy.

TABLE V
ABLATION ON POOLING METHOD

Model (Hybrid, L3, db2)	Accuracy (Mean \pm Std)
‘AvgPool’	0.9287 \pm 0.0059
‘GeM’ (Learnable p)	0.9338 \pm 0.0043

V. CONCLUSION

In this letter, we proposed Hi-WaveTST, a novel hybrid architecture that enhances SOTA Patch-Transformers by augmenting them with a classic signal processing tool: wavelet packets. Our model learns a hybrid “super-token” that combines raw temporal dynamics with a compact, learnable, high-frequency wavelet summary. We have shown that our model is more accurate and more stable than the SOTA baseline. Our comprehensive ablation study proved, component by component, that the hybrid architecture, the deep (L3) high-frequency features, the short (‘db2’) wavelet basis, and the learnable (‘GeM’) pooling are all essential to this success. This hybrid approach opens a promising new direction for time-series models by intelligently fusing the best of deep learning and classic signal processing.

REFERENCES

- [1] A. Vaswani et al., “Attention is all you need,” in *Advances in Neural Information Processing Systems (NIPS)*, 2017.
- [2] Y. Nie, N. H. Nguyen, P. Sinthong, and J. Kalagnanam, “A Time Series is Worth 64 Words: A Patch-based Transformer for Time Series,” in *Proc. International Conference on Learning Representations (ICLR)*, 2023.

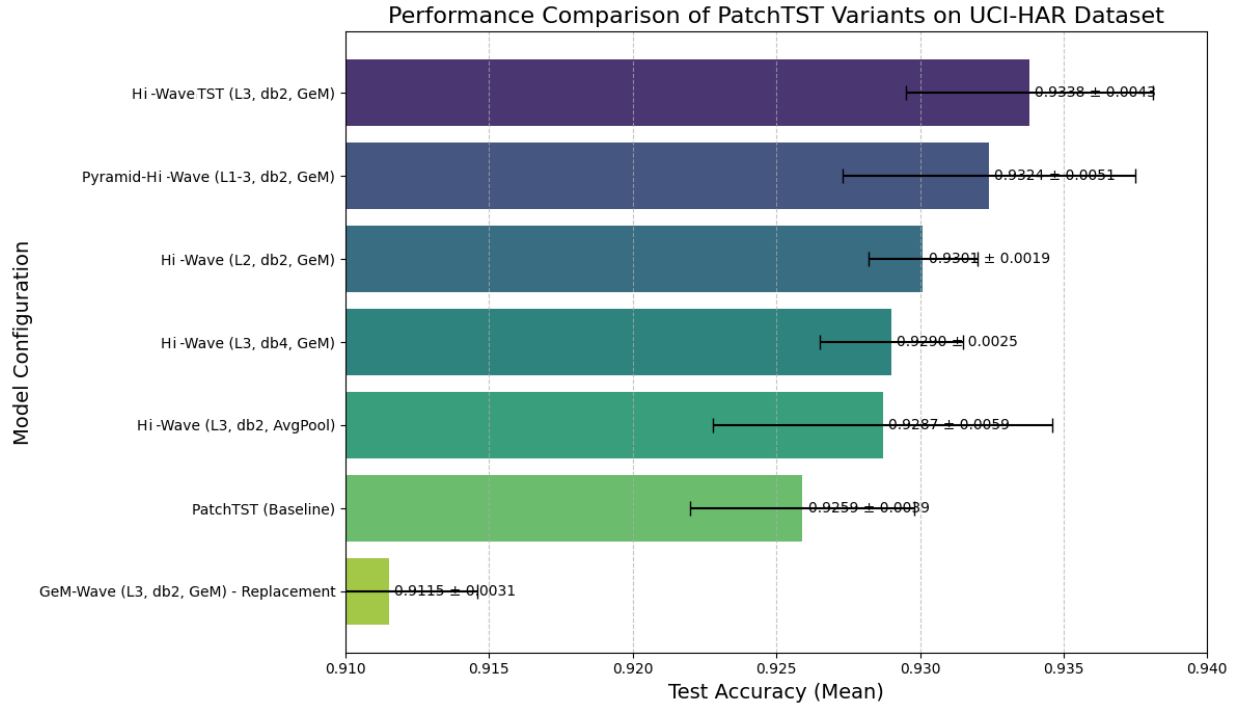


Fig. 2. Main results and ablation study. Our champion model, ‘Hi-WaveTST (L3, db2, GeM)’, achieves the highest mean accuracy, outperforming the baseline and all ablation variants.

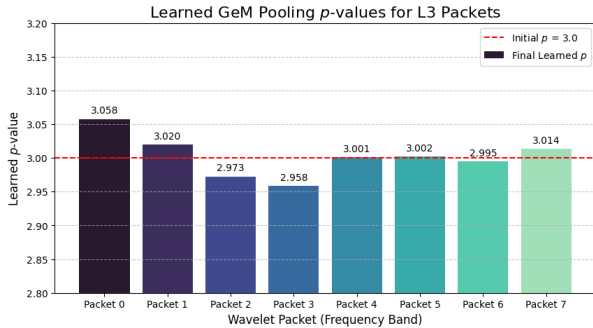


Fig. 3. Final learned p -values for the 8 GeM pooling layers in our champion model (‘Hi-Wave (L3, db2, GeM)’). The values consistently converge near $p = 3.0$, indicating a learned preference for a non-linear pooling strategy over simple averaging ($p = 1$).

- [3] S. Mallat, “A theory for multiresolution signal decomposition: the wavelet representation,” *IEEE Transactions on Pattern Analysis and Machine Intelligence*, vol. 11, no. 7, pp. 674-693, 1989.
- [4] R. R. Coifman, Y. Meyer, and M. V. Wickerhauser, “Wavelet analysis and signal processing,” in *Wavelets and their Applications*, 1992, pp. 153-178.
- [5] F. Radenović, G. Tolias, and O. Chum, “Fine-tuning CNN image retrieval with deep local features,” in *Proc. IEEE Conference on Computer Vision and Pattern Recognition (CVPR)*, 2018.

- [6] D. Anguita, A. Ghio, L. Oneto, X. Parra, and J. L. Reyes-Ortiz, “A public domain dataset for human activity recognition using smartphones,” in *Proc. European Symposium on Artificial Neural Networks (ESANN)*, 2013.
- [7] S. Zhou, S. Zhang, L. Peng, et al., “Informer: Beyond efficient transformer for long sequence time-series forecasting,” in *Proc. AAAI Conference on Artificial Intelligence*, 2021.
- [8] H. Wu, J. Xu, J. Wang, and M. Long, “Autoformer: Decomposition transformers with auto-correlation for long-term series forecasting,” in *Advances in Neural Information Processing Systems (NIPS)*, 2021.
- [9] T. Zhou, Z. Ma, Q. Wen, et al., “Fedformer: Frequency enhanced decomposer for long-term series forecasting,” in *Proc. International Conference on Machine Learning (ICML)*, 2022.
- [10] A. van den Oord et al., “WaveNet: A generative model for raw audio,” *arXiv preprint arXiv:1609.03499*, 2016.
- [11] J. Li, Z. Wang, R. He, and J. Liu, “Wavelet-based neural network for time series forecasting,” in *Proc. IEEE International Joint Conference on Neural Networks (IJCNN)*, 2018.
- [12] S. Fujieda, K. Takayama, and T. Nishiura, “Wavelet-based convolutional neural network for signal classification,” in *Proc. IEEE 10th International Conference on Signal Processing (ICSP)*, 2018.
- [13] S. Wu et al., “Wavelet decomposition and neural networks: a potent combination for short term wind speed and power forecasting,” *Frontiers in Energy Research*, 2024.
- [14] Z. Cui, C. Zhang, W. Zhang, and J. Liu, “A learnable wavelet-based neural network for non-stationary time series analysis,” *IEEE Transactions on Neural Networks and Learning Systems*, 2021.
- [15] J. Wang, H. Li, and S. Wang, “Wavelet-based multi-resolution analysis for deep learning in human activity recognition,” *IEEE Sensors Journal*, vol. 22, no. 5, pp. 4583-4592, 2022.