

---

# AN INTERDISCIPLINARY AND CROSS-TASK REVIEW ON MISSING DATA IMPUTATION

---

A PREPRINT

**Jicong Fan**

School of Data Science  
The Chinese University of Hong Kong, Shenzhen  
fanjicong@cuhk.edu.cn

December 2, 2025

## ABSTRACT

Missing data represents a fundamental and pervasive challenge in modern data science, significantly impeding analytical capabilities and decision-making processes across an exceptionally broad spectrum of disciplines including healthcare, bioinformatics, social science, e-commerce, and industrial monitoring systems. Despite decades of research and the development of numerous imputation methodologies, existing literature remains fragmented across disciplinary boundaries, creating a critical need for a comprehensive, interdisciplinary synthesis that bridges statistical foundations with contemporary machine learning advances. This work systematically covers fundamental concepts including missingness mechanisms, single vs. multiple imputation, and varying imputation goals and explores problem characteristics across different domains. The review extensively categorizes imputation methods, spanning classical techniques (e.g., regression, EM algorithm) to modern approaches such as low-rank and high-rank matrix completion, deep learning models (autoencoders, GANs, diffusion models, graph neural networks), and large language models. Special consideration is given to methods tailored for complex data types including tensor data, time series, graph-structured data, categorical data, and multimodal data, acknowledging their unique challenges and solution approaches. Beyond methodological considerations, we investigate the crucial integration of imputation with downstream machine learning tasks including classification, clustering, and anomaly detection, examining both sequential pipelines and joint optimization frameworks. The review also assesses theoretical guarantees for various methods, available benchmarking resources, and comprehensive evaluation metrics. Finally, we identify critical challenges and future directions, emphasizing the complexities of model selection and hyperparameter optimization, the growing importance of privacy-preserving imputation through federated learning approaches, and the ambitious pursuit of generalizable or universal imputation models that can adapt across domains and data types, thereby providing a roadmap for advancing this vital field of research.

**Keywords** missing data imputation · deep learning · large language model · matrix completion · tensor completion · incomplete data analysis

## Contents

<b>1</b>	<b>Introduction</b>	<b>3</b>
<b>2</b>	<b>Related Work</b>	<b>5</b>
<b>3</b>	<b>Basic Notions about Missing Data</b>	<b>6</b>
3.1	Mechanisms of Missingness . . . . .	6

3.2	Single Imputation and Multiple Imputation . . . . .	8
3.3	Goals of Missing Data Imputation . . . . .	8
<b>4</b>	<b>Missing Data Problem in Different Areas</b>	<b>8</b>
4.1	Missing Data in Social Science . . . . .	8
4.2	Missing Data in Bioinformatics . . . . .	9
4.3	Missing Data in Healthcare . . . . .	9
4.4	Missing Data in Image Science and Computer Vision . . . . .	10
4.5	Missing Data in E-commerce and Social Media . . . . .	11
4.6	Missing Data in Manufacturing Industries . . . . .	12
<b>5</b>	<b>General Missing Data Imputation</b>	<b>12</b>
5.1	Basic Imputation via Filling with Zero, Mean, Median, or Mode . . . . .	13
5.2	Regression Imputation . . . . .	13
5.3	Hot-Deck Imputation . . . . .	14
5.4	Likelihood Methods . . . . .	15
5.5	Matrix Completion . . . . .	16
5.5.1	Low-Rank Matrix Completion . . . . .	16
5.5.2	High-Rank Matrix Completion . . . . .	16
5.6	Deep Learning-Based Missing Data Imputation . . . . .	18
5.6.1	Autoencoder-Based Methods . . . . .	18
5.6.2	Deep Matrix Factorization-Based Methods . . . . .	19
5.6.3	Deep Generative Model-Based Methods . . . . .	19
5.6.4	Graph Neural Network-Based Methods . . . . .	22
5.7	Large Language Model for Missing Data Imputation . . . . .	23
5.8	Other Imputation Methods . . . . .	24
<b>6</b>	<b>Missing Data Imputation for Special Data Format or Type</b>	<b>24</b>
6.1	Tensor Completion . . . . .	24
6.2	Link Prediction and Graph Completion . . . . .	26
6.3	Time Series Imputation . . . . .	26
6.4	Online Imputation for Streaming Data . . . . .	27
6.5	Categorical Data Imputation . . . . .	27
6.6	Multimodal Data Imputation . . . . .	28
<b>7</b>	<b>Supervised and Unsupervised Learning on Incomplete Data</b>	<b>29</b>
7.1	Classification and Regression on Incomplete data . . . . .	29
7.2	Clustering on Incomplete Data . . . . .	30
7.3	Anomaly/Outlier/Novelty Detection on Incomplete Data . . . . .	31
7.4	Other Tasks on Incomplete Data . . . . .	32

<b>8</b>	<b>Theoretical Guarantees for Missing Data Imputation</b>	<b>32</b>
8.1	Effective Parameter Estimation . . . . .	32
8.2	Exact Recovery Guarantee . . . . .	32
8.3	Generalization Error Bound . . . . .	33
<b>9</b>	<b>Benchmarks, Toolboxes, and Evaluation Metrics</b>	<b>33</b>
9.1	Benchmarks and Toolboxes . . . . .	33
9.2	Evaluation Metrics . . . . .	33
<b>10</b>	<b>Challenges and Future Directions</b>	<b>35</b>
10.1	Model Selection and Hyperparameter Tuning for Missing Data Imputation . . . . .	35
10.2	Privacy Protection in Missing Data Imputation . . . . .	35
10.3	Extensive and Fair Numerical Comparison of Missing Data Imputation Methods . . . . .	36
10.4	Pretrained and Universal Models for Missing Data Imputation . . . . .	36
<b>11</b>	<b>Conclusion</b>	<b>37</b>

## 1 Introduction

Missing data is a prevalent challenge across numerous fields, including social science, e-commerce, healthcare, bioinformatics, and communications. For instance, in social science surveys, respondents may refuse to answer certain questions, leading to non-responses [Little and Rubin, 1989]. In bioinformatics, gene expression matrices often contain significant missing values, or ‘dropouts’, which occur when expressed transcripts are not fully detected and are consequently recorded as zeros [Troyanskaya et al., 2001, Huang et al., 2018]. Similarly, in sensor networks, node failures can result in incomplete data collection [Faizin et al., 2019]. In e-commerce, the user-item interaction matrix is typically highly sparse, and predicting its missing values forms the basis of recommendation systems [Koren et al., 2009]. Even in computer vision, tasks such as watermark and occlusion removal can be framed as missing data imputation problems. Beyond imputation, two other primary approaches for handling missing data are deletion and ignorance. The deletion method involves discarding any data instances or features that contain missing values, proceeding with analysis only on the remaining complete dataset. A common implementation is to remove rows or columns with missing entries from a data matrix. A significant drawback of this approach is that it can drastically reduce the dataset size, potentially compromising the reliability of subsequent analysis. Moreover, it fails to leverage the partial information available in the incomplete observations. The ignorance approach, conversely, overlooks the presence of missing values during analysis, often by replacing them with a simple placeholder like zero. This method presupposes that the analytical or learning algorithms are robust to such missingness. Intuitively, this strategy is only viable when the proportion of missing data is sufficiently small.

Research on handling missing data dates back to the 1930s [Wilks, 1932, Yates, 1933]. For instance, Wilks [1932] investigated the estimation of means, variances, and covariances for a bivariate normal population from incomplete samples, comparing two methods: maximum likelihood estimation and an approach based on systems of independent estimates. This foundational work was later expanded by [Lord, 1955] and [Anderson, 1957], who addressed the more general problem of estimating parameters for multivariate normal populations with incomplete data. A key literature review on this topic in multivariate statistics was subsequently compiled by [Afifi and Elashoff, 1966]. A significant theoretical advance was made by [Rubin, 1976], who established that directly ignoring the missing data process is inappropriate for likelihood-based inference unless the data are Missing at Random. Around the same time, Dempster et al. [1977] introduced the Expectation-Maximization (EM) algorithm for obtaining maximum likelihood estimates from incomplete data, which has since become one of the most influential methods in the field. Parallel to these methodological developments, researchers such as Kalton and Kasprzyk [1982], Little [1988], and Little and Rubin [1989] focused on missing data problems in the social sciences. Among them, Little and Rubin [1989] provided a detailed analysis of different missingness patterns, including general and special cases like univariate and monotone missingness. From the perspective of psychological research, Roth [1994] later reviewed classical methods for missing data imputation.

Since real-world data are often represented in matrix form, several scholars have proposed performing missing data imputation by leveraging the underlying structure of the matrix, a problem known as matrix completion [Candès and Recht, 2009, Mazumder et al., 2010]. A particularly important and useful structure is low-rankness, which arises from the fact that real data matrices often lie in a low-dimensional subspace [Udell and Townsend, 2019]. This low-rank prior enables the effective recovery of missing values. While numerous approaches to matrix completion exist, some researchers have extended the low-rank assumption to more general structures, such as unions of subspaces or manifolds, which can lead to high-rank or even full-rank matrices [Eriksson et al., 2011, Fan and Chow, 2018, Ongie et al., 2017, Fan et al., 2020a]. For instance, Fan et al. [2020a] assumed that the data are drawn from a union of polynomials. Matrix completion methods have found applications in data pre-processing, image inpainting, collaborative filtering (and recommendation systems more broadly) [Koren et al., 2009], and link prediction [Menon and Elkan, 2011].

Higher-order tensors, as natural extensions of matrices, are also ubiquitous in science and engineering. For example, a color image with three channels can be represented as a third-order tensor, and fMRI scans across multiple time points can form a fourth-order tensor. To impute missing values in such data, tensor completion has been extensively studied as an extension of matrix completion [Gandy et al., 2011, Acar et al., 2011, Liu et al., 2012, Qin et al., 2022]. Tensor completion has applications in recommendation systems, image and video inpainting, and knowledge graph completion, among others. Compared to matrix completion, tensor completion typically involves higher time and space complexity, and the landscape of tensor decomposition models is more diverse. However, both theoretical and empirical studies have shown that tensor completion often significantly outperforms matrix completion applied to matricized tensors in terms of recovery accuracy.

Recently, deep learning [LeCun et al., 2015, Goodfellow et al., 2016], a prominent branch of machine learning, has been increasingly applied to missing data imputation. Deep learning typically refers to deep artificial neural networks, which are capable of approximating highly complex functions, as established by the universal approximation theorems [Pinkus, 1999, Sonoda and Murata, 2017, Lu et al., 2017]. This capacity enables deep learning to capture the intricate structures inherent in real-world data, leading to impressive performance in imputation tasks. Perhaps the most well-known deep learning model for this purpose is the autoencoder [Hinton and Salakhutdinov, 2006]. In this architecture, the input typically consists of incomplete data, and the output is the reconstructed, complete data [Fan and Chow, 2017a, Gondara and Wang, 2018, Xie et al., 2020]. Beyond autoencoders, the widely recognized generative adversarial network (GAN) [Goodfellow et al., 2014] has also been adapted for imputation [Yoon et al., 2018, Li et al., 2019, Yoon and Sull, 2020]. For instance, GAIN, introduced by Yoon et al. [2018], incorporates additional ‘hint’ information into the discriminator to enable its operation on incomplete data. These hints guide the generator to produce imputations that adhere to the true underlying data distribution. Diffusion models [Sohl-Dickstein et al., 2015, Ho et al., 2020, Yang et al., 2023] have also been leveraged for missing data imputation [Tashiro et al., 2021]. More recently, the potential of Large Language Models (LLMs) for missing data imputation has been investigated. More details will be provided in Section 5.7.

Figure 1 depicts the annual publication count in the field of missing data imputation between 2010 and 2025. The data, retrieved from Google Scholar, were obtained by querying five specific keywords in paper titles: ‘missing data’, ‘incomplete data’, ‘missing value’, ‘matrix completion’, and ‘tensor completion’ were used to retrieve the papers. The figure reveals a substantial and gradually growing body of literature, particularly during the 2010-2020 period. Given this scale, a comprehensive inclusion of all pertinent papers in this review is not practicable. However, it is both valuable and feasible to develop a systematic taxonomy of missing data problems and solutions by incorporating a sufficient number of representative studies.

Missing data exhibit diverse characteristics across different fields, such as social science, bioinformatics, healthcare, and e-commerce. While imputation methods vary accordingly, they are often motivated by shared principles. Table 1 summarizes relevant survey papers categorized by domain. As observed, existing reviews are often dated and lack a cross-disciplinary perspective. To address this gap, this paper begins by introducing fundamental concepts related to missing data in Section 3. Section 4 then provides a comprehensive review of missing data problems and methodologies across different fields, aiming to help readers recognize the diversity of challenges and solutions. By facilitating cross-disciplinary insight, we hope to enable researchers in one area to draw inspiration from others and identify novel problems or methods. In Section 5, we categorize and introduce various imputation approaches such as the EM algorithm, matrix and tensor completion, deep learning and LLM-based imputation methods, and time series imputation covering state-of-the-art methodologies for diverse data types. Section 8 discusses theoretical advances and guarantees for missing data imputation, while Section 9 reviews available benchmarks and evaluation metrics. Section 10 outlines key challenges and future directions. Finally, Section 11 concludes the paper. Figure 2 shows a taxonomy of methods for handling missing data summarized in this paper.

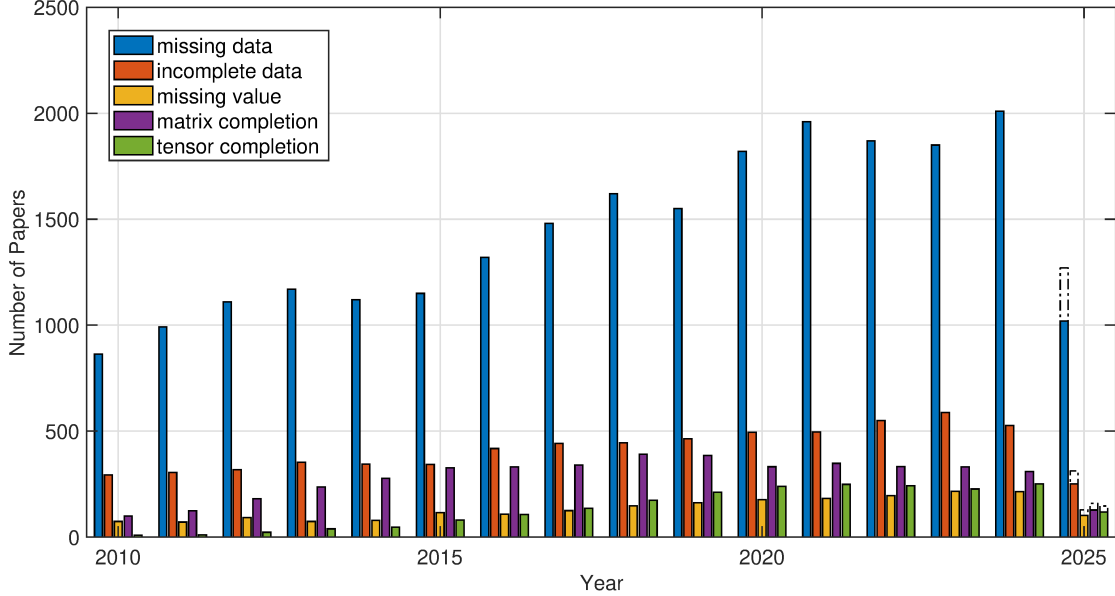


Figure 1: Number of publications on missing data (2010-2025) from Google Scholar, retrieved by searching for five specific keywords in paper titles. The dotted line for 2025 is based on a simple prediction according to the survey time of this work.

## 2 Related Work

The period from 2000 to 2010 yielded several influential surveys on missing data. Specifically, Pigott [2001] summarized common methods, including complete-case analysis, available-case analysis, single imputation, and model-based methods for multivariate normal data, as well as maximum likelihood via the EM algorithm. Schafer and Graham [2002] provided a detailed discussion of the Missing at Random assumption and evaluated the effectiveness of maximum likelihood and Bayesian multiple imputation. During this time, Little and Rubin [2002] also published a seminal book on the statistical analysis of missing data, the most recent edition of which was released in 2019. Meanwhile, Donders et al. [2006] offered a concise review that compared single and multiple imputation through numerical experiments. Graham [2009] presented a practical overview of the missing data literature, covering theoretical foundations and methods like normal-model multiple imputation and maximum likelihood, while also addressing practical issues such as using auxiliary variables to enhance power and reduce bias. The subsequent decade saw a continuation of this review effort. In 2010, Enders C.K. authored an applied book on handling missing data, with a latest edition published in 2022 [Enders, 2022]. That same year, Baraldi and Enders [2010] explored the theoretical foundations of missing data analysis, summarized conventional techniques, and provided accessible explanations of maximum likelihood and multiple imputation. After 2010, there are also a few review papers on missing data [Nakai and Ke, 2011, Eekhout et al., 2012, Silva and Zárate, 2014, Shen et al., 2015, Pratama et al., 2016, Gabrio et al., 2017, Wu et al., 2019a]. For instance, Pratama et al. [2016] briefly reviewed a few methods for handling missing data in time series.

A number of recent reviews have explored imputation methods across various fields. Zhang and Thorburn [2022] surveyed methods for environmental monitoring, while Sethia et al. [2023] provided a brief overview that categorizes techniques into simple and multiple imputation. In a 2024 review of 46 studies on electronic health records, Ren et al. [2024a] concluded that while machine learning methods show significant promise, no single approach offers a universally generalizable solution. More recently, Chourib [2025] presented a short review that classified strategies into three principal categories: preprocessing techniques, graph-based imputation, and algorithms inherently tolerant to missing values, accompanied by a numerical evaluation of five methods. It is worth noting that numerous other publications are titled as reviews or surveys on missing data, but most of them have a very narrow focus (e.g., [Moorthy et al., 2014, Faizin et al., 2019, Wu et al., 2019a, Zhang et al., 2025b]) and will not be discussed here.

**Notation** Throughout this paper, we use  $x$  or  $X$  to denote a scalar, use  $\mathbf{x}$  and  $\mathbf{X}$  to denote vector and matrix respectively, use  $\mathcal{X}$  to denote a set, and use  $\mathcal{X}$  to denote a tensor. Moreover,  $\mathbf{x}$  may also denote a general data sample, corresponding to an image, a text, or even a multivariate time series. An incomplete  $\mathbf{x}$  is denoted as  $\tilde{\mathbf{x}}$ , while the imputed  $\tilde{\mathbf{x}}$  is denoted as  $\hat{\mathbf{x}}$ . This convention also applies to  $\mathbf{X}$  and  $\mathcal{X}$ .

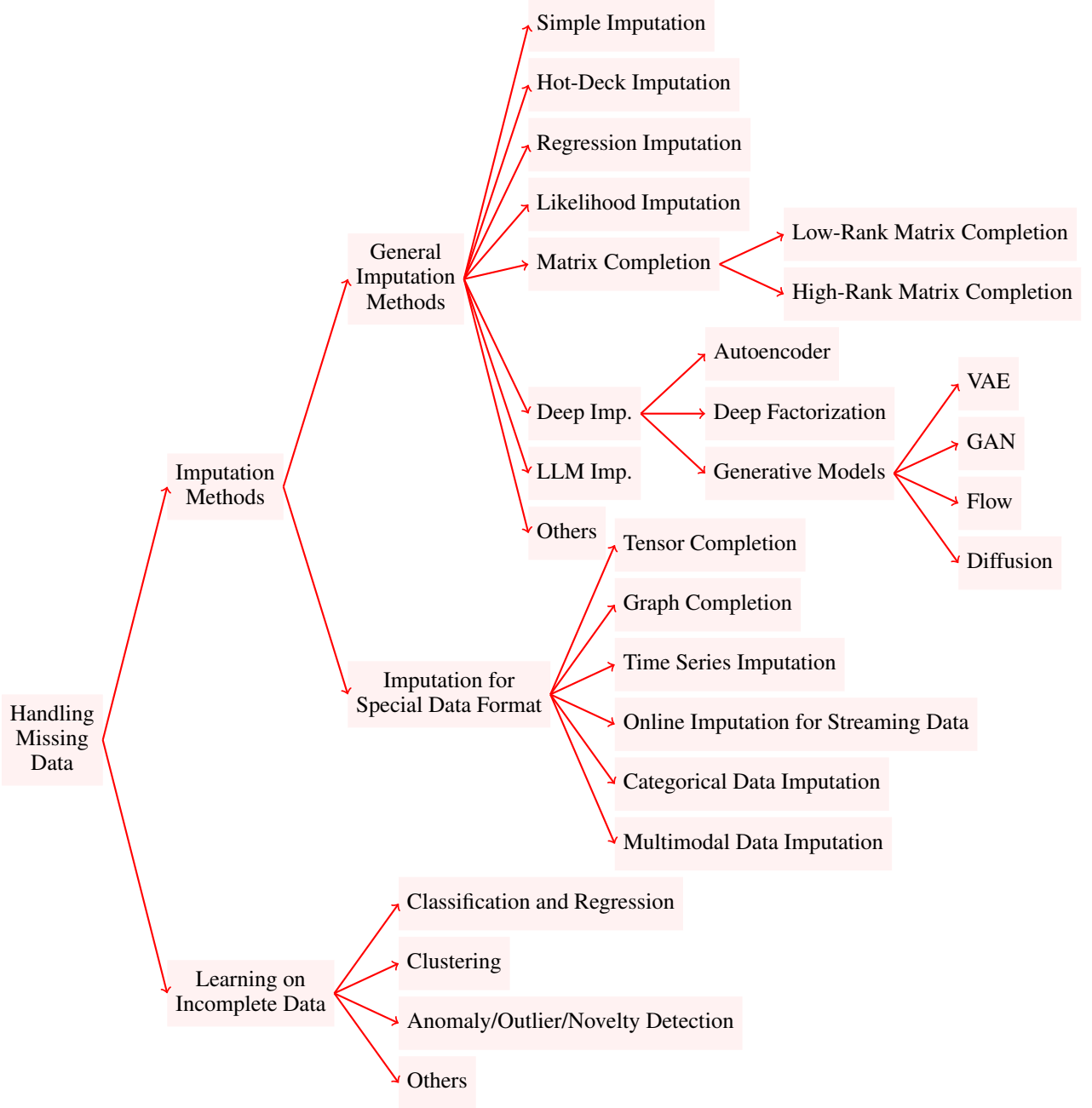


Figure 2: Taxonomy of methods for handling missing data

### 3 Basic Notions about Missing Data

#### 3.1 Mechanisms of Missingness

Missing data mechanisms are categorized into three types: missing completely at random (MCAR), missing at random (MAR), and missing not at random (MNAR). The specifics of each mechanism are detailed below.

**Missing Completely at Random** Data values are classified as missing completely at random (MCAR) if the circumstances causing a specific data point to be missing are entirely random and independent of both observable variables and unobservable parameters of interest. Formally, let  $\mathbf{X}$  be a complete data matrix of size  $n \times d$  with missing values and  $\mathbf{M}$  be a binary indicator such that  $m_{ij} = 1$  if  $x_{ij}$  is observed and  $m_{ij} = 0$  if  $x_{ij}$  is missing. The data are MCAR

Table 1: Comparison of review papers of missing data imputation (DL: deep learning; MC: matrix completion; GC: graph completion; TC: tensor completion; MD: multimodal data; DI: downstream integration)

paper	area	DL	MC	GC	TC	MD	LLM	DI	theory
[Roth, 1994]	psychology	X	X	X	X	X	X	X	X
[Pigott, 2001]	statistics	X	X	X	X	X	X	X	X
[Troyanskaya et al., 2001]	bioinformatics	X	X	X	X	X	X	X	X
[Schafer and Graham, 2002]	statistics	X	X	X	X	X	X	X	X
[Little and Rubin, 2002]	statistics	X	X	X	X	X	X	X	X
[Graham, 2009]	psychology	X	X	X	X	X	X	X	X
[Porter and Ecklund, 2012]	social science	X	X	X	X	X	X	X	X
[Cheema, 2014]	education	X	X	X	X	X	X	X	X
[Silva and Zárate, 2014]	data analytics	X	X	X	X	X	X	X	X
[Shen et al., 2015]	remote sensing	X	X	X	X	X	X	X	X
[Pratama et al., 2016]	time series	X	X	X	X	X	X	X	X
[Du et al., 2020]	monitoring systems	✓	✓	X	✓	X	X	X	X
[Emmanuel et al., 2021]	machine learning	✓	X	X	X	X	X	X	X
[Thomas and Rajabi, 2021]	machine learning	✓	X	X	X	X	X	X	X
[Joel et al., 2022]	machine learning	✓	✓	X	X	X	X	X	X
[Adhikari et al., 2022]	internet of things	✓	✓	X	X	X	X	X	X
[Nijman et al., 2022]	medical	X	X	X	X	X	X	X	X
[Liu et al., 2023a]	healthcare & machine learning	✓	✓	X	X	X	X	X	X
[Sun et al., 2023]	machine learning	✓	X	X	X	X	X	X	X
[Ren et al., 2024a]	healthcare & machine learning	✓	X	X	X	X	X	X	X
[Alwateer et al., 2024]	machine learning	✓	X	X	X	X	X	X	X
[Zhang et al., 2024c]	transportation	✓	✓	X	✓	X	X	X	X
[Little, 2024]	psychology	X	X	X	X	X	X	X	X
[Le et al., 2025]	healthcare	✓	✓	X	X	X	X	X	X
[Benhamza et al., 2025]	healthcare	✓	X	X	X	X	X	X	X
[Chourib, 2025]	healthcare	✓	X	X	X	X	X	X	X
Ours	interdiscipline	✓	✓	✓	✓	✓	✓	✓	✓

if  $P(\mathbf{M} | \mathbf{X}) = P(\mathbf{M})$ . In the case of MCAR, the missing data decrease the study’s analyzable population, thereby reducing the statistical power. However, they do not introduce any bias. Specifically, when data are MCAR, the remaining data can be viewed as a simple random sample from the complete dataset of interest. It’s important to note that MCAR is generally regarded as a strong and often unrealistic assumption, while real data are rarely MCAR.

**Missing at Random** When data are classified as missing at random (MAR), the occurrence of missing data is systematically linked to the observed data, but not to the unobserved data [Rubin, 1976, Heitjan and Basu, 1996, Little and Rubin, 2019]. More formally, following the previous definition of  $\mathbf{X}$  and  $\mathbf{M}$ , we split  $\mathbf{X}$  into two parts, i.e.,  $\mathbf{X} = (\mathbf{X}_{\text{obs}}, \mathbf{X}_{\text{mis}})$ , where  $\mathbf{X}_{\text{obs}}$  and  $\mathbf{X}_{\text{mis}}$  denote the observed values and missing values respectively. The data are MAR if  $P(\mathbf{M} | \mathbf{X}) = P(\mathbf{M} | \mathbf{X}_{\text{obs}})$ . For instance, in a survey, if men are more likely to withhold their weight than women, but this non-disclosure is not connected to the actual weights, then such data would be considered MAR. In other words, the likelihood of survey completion is associated with their gender (which is completely observed) but not their weight. MAR is a weaker assumption than MCAR and is more common in real-world data. However, handling MAR data is more complex and usually requires more sophisticated statistical techniques to avoid bias, such as multiple imputation or maximum likelihood estimation.

**Missing Not at Random** Missing not at random (MNAR), also referred to as non-ignorable nonresponse, represents a type of data that is neither MAR nor MCAR. In instances where data is MNAR, the absence of data is systematically connected to the unseen data, meaning that the missingness is linked to events or factors that the researcher has not measured. To elaborate on the previous example, a weight registry might face MNAR data if participants who are overweight are more inclined to decline completing a weight survey. Another instance could be a survey including sensitive queries like personal income. If individuals with higher earnings are more prone to withhold their income information (resulting in missing data), the missingness of the income data correlates with the actual missing income values. This situation exemplifies MNAR. More details and subtypes of MNAR can be found in [Little and Rubin, 2019, Pereira et al., 2024]. Addressing MNAR is a challenging task and may yield skewed results if not appropriately managed.

### 3.2 Single Imputation and Multiple Imputation

In single imputation, each missing value is replaced with a single estimated value. The methods used to estimate the missing value can vary, including mean imputation, median imputation, regression imputation, and many others that will be discussed in the subsequent sections of this paper. While single imputation is simple and easy to implement, it has significant limitations. It doesn't reflect the uncertainty about the imputations (since each missing value is replaced by a single value), which can lead to underestimated standard errors and overly confident statistical inferences [Rubin, 1987].

Multiple imputation addresses the limitations of single imputation by replacing each missing value with a set of plausible values, creating multiple complete datasets. These datasets are then analyzed separately, and the results are combined to produce estimates and confidence intervals that incorporate missing-data uncertainty. This process reflects the uncertainty about the right model to impute missing data and the randomness inherent in the data itself. As a result, multiple imputation provides more accurate and statistically valid results than single imputation [Rubin, 2018, 1996, Murray, 2018]. The book [Rubin, 2018] provided a very detailed introduction, application, and discussion of multiple imputation. Compared to single imputation, the major limitation of multiple imputation is the higher computation cost, especially when advanced imputation algorithms are used.

### 3.3 Goals of Missing Data Imputation

Missing data imputation not only plays an important role in data pre-processing, but also is the final goal of many real scenarios such as recommendation systems. Moreover, missing data imputation can be used to improve efficiency and reduce the cost of data acquisition and analysis.

**Imputation as Data Preprocessing** In many data analysis tasks such as classification, regression, clustering, novelty detection, and causal inference algorithms typically require complete data. The performance of these algorithms is often directly influenced by the quality of the imputed values. For example, a support vector machine trained on data where missing values are zero-filled might achieve 60% classification accuracy on a test set; this accuracy can improve to 80% when a reliable imputation algorithm is used. The importance of imputation is further demonstrated across various domains. Zemicheal and Dietterich [2019] showed that anomaly detection methods combined with data imputation techniques achieve significantly better performance than those without imputation. Similarly, Fan and Chow [2017c] demonstrated that clustering incomplete data can also benefit from missing data imputation. Furthermore, Tu et al. [2019] studied the problem of causal discovery in the presence of missing data, highlighting its relevance in causal inference.

**Imputation as Final Goal** Certain problems can be naturally formulated as missing data imputation tasks. A primary example is found in recommendation systems, where an incomplete user-item interaction matrix (see Figure 6) is used; predicting the missing interactions directly yields user or item recommendations. Another example is image or video inpainting, which involves replacing corrupted or unwanted pixels or patches with plausible values. This technique is widely used in multimedia entertainment and film-making. A further instance is transductive classification [Goldberg et al., 2010], particularly when feature sets contain missing values. In this context, Goldberg et al. [2010] treated unknown labels as missing data and employed low-rank matrix completion to simultaneously predict the labels and impute the missing features.

**Imputation as Cost Reduction** Data acquisition is often a time-consuming and costly process. For example, in questionnaire surveys, respondents may be presented with hundreds of questions, making it impractical for any individual to complete them all. To mitigate this, each respondent can be assigned a random subset of questions. Similarly, in chemical engineering, frequent measurement of certain components can be prohibitively expensive or hazardous; a more feasible strategy is to collect a limited number of samples and impute the missing values, thereby significantly reducing costs. This principle also applies to computing similarity or distance matrices, where measuring the pairwise relationship between every two objects is often infeasible. In such cases, one can measure a subset of the relationships and impute the remainder to reconstruct the full matrix.

## 4 Missing Data Problem in Different Areas

### 4.1 Missing Data in Social Science

Data in social science often suffers from missing values [Kalton and Kasprzyk, 1982, Little, 1988, Little and Rubin, 1989]. For instance, questionnaire responses may be incomplete because respondents refuse to answer certain ques-



sex	age	height	weight	edu.	income	Q1	Q2	Q3	...
F	45	180	70	3	10	Yes	?	320	...
?	32	170	60	?	7	No	A	?	...
M	?	165	65	4	15	?	B	?	...
F	18	?	62	1	?	No	E	150	...
⋮	⋮	⋮	⋮	⋮	⋮	⋮	⋮	⋮	⋮

Figure 3: Missing values (marked as "?") in survey data (row: subject; column: question).

tions. Fig. 3 shows an example of a questionnaire with missing values. Indeed, as people usually face numerous spam emails and pop-up advertisements and pay more attention to their privacy, it becomes increasingly difficult for social scientists to collect complete surveys. Little and Rubin [1989] reviewed methods for handling missing data in social science datasets, outlining three primary strategies. The first is imputation, which replaces missing values with appropriate estimates, allowing standard complete-data methods to be applied. The second is weighting, which involves dropping incomplete cases and assigning new weights to the complete cases to compensate for the lost information. The last strategy is direct analysis of the incomplete data that, for example, calculates the covariances using only observed pairs of variables. The review by Porter and Ecklund [2012] emphasized the importance of understanding the mechanisms driving missing data patterns.

It is worth mentioning that a questionnaire often contains multiple types of data, such as numerical data, categorical data, ordinal data, and even unstructured text. Missing data imputation for categorical data, ordinal data, and text are much more difficult than that for numerical data [Quintero and LeBoulluec, 2018]. In Section 6.5, we will detail the imputation methods for non-numerical data.

## 4.2 Missing Data in Bioinformatics

Bioinformatics is an interdisciplinary field that applies methods from biology, computer science, and statistics to analyze biological data such as gene expression and network data. However, the prevalence of missing values in such datasets often prevents the direct application of standard analytical methods. For instance, DNA microarrays a classical technology for gene expression profiling frequently contain missing values due to various factors, including insufficient resolution or image corruption. The need for imputation in this context is well-documented. For instance, Troyanskaya et al. [2001] reviewed methods for DNA microarrays and demonstrated the effectiveness of k-nearest neighbor (kNN) and singular value decomposition approaches. Similarly, Moorthy et al. [2014] provided a review of several imputation algorithms for microarray gene expression data.

In the past decades, gene expression profiling technology has evolved a lot. For example, RNA sequencing (RNA-Seq), compared with microarray, allows for full sequencing of the whole transcriptome and has been widely used in the community of bioinformatics. Particularly, single-cell RNA sequencing (scRNA-Seq) provides the expression profiles of individual cells and can be used to uncover rare or new cell types within a cell population. As shown in Figure 4, scRNA-Seq data often contains a lot of missing values. Missing data imputation for scRNA-Seq has become a hot topic for a few years [Van Dijk et al., 2018, Huang et al., 2018, Li and Li, 2018, Lopez et al., 2018, Linderman et al., 2018, Chen and Zhou, 2018, Gong et al., 2018, Huang et al., 2018, Eraslan et al., 2019, Mongia et al., 2019, Arisdakessian et al., 2019, Xu et al., 2020b, Mongia et al., 2020, Xu et al., 2020c, Wang et al., 2021a, Rao et al., 2021, Dai et al., 2022]. These methods can be organized into two categories: model-based methods (e.g. Van Dijk et al. [2018], Huang et al. [2018], Li and Li [2018]) and machine learning-based methods (e.g. [Mongia et al., 2019, 2020, Arisdakessian et al., 2019, Wang et al., 2021a, Xu et al., 2020c, Rao et al., 2021]). Zhang and Zhang [2018] conducted comprehensive experiments to compare many computational methods for imputing scRNA-Seq data. Dai et al. [2022] provided a platform for comparing different missing data imputation methods for scRNA-Seq.

One challenge in scRNA-Seq imputation is that it is difficult to distinguish those genes not expressed at all from those produced by dropout [Miao et al., 2019].

## 4.3 Missing Data in Healthcare

In healthcare, a critical data source is the Electronic Health Record (EHR), a systematized collection of a patient’s health information in digital format. EHRs typically encompass a wide range of data, including personal statistics, medical history, vital signs, medications, allergies, immunization status, laboratory test results, and radiology images. Originally used primarily for documenting patient information, EHRs are now leveraged with statistical and machine

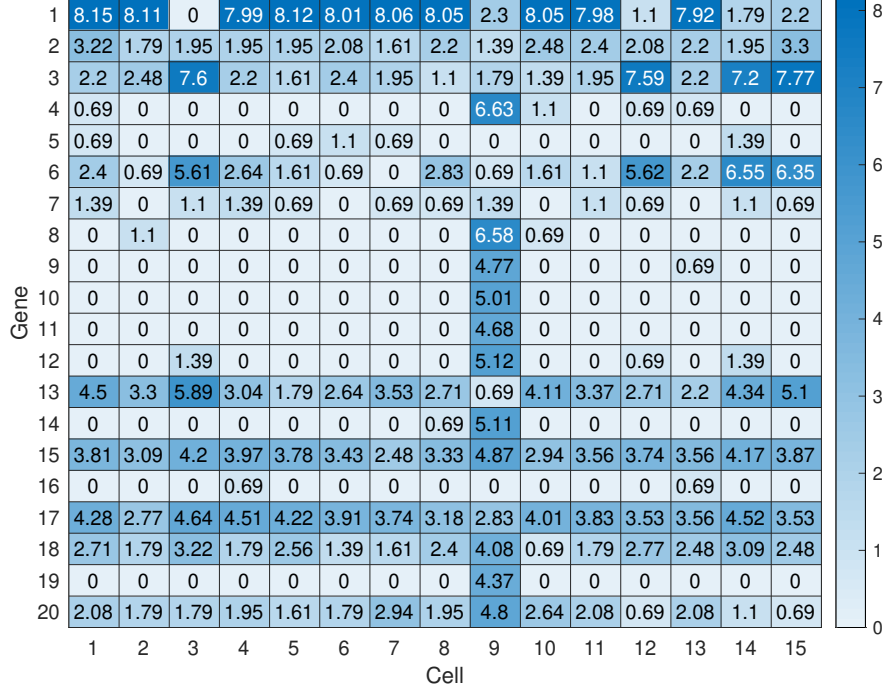


Figure 4: Possible missing values (marked as zero) in scRNA-Seq data (log-transformed).

learning methods to improve healthcare outcomes [Shickel et al., 2017, Yadav et al., 2018]. For instance, Miotto et al. [2016] used deep learning to predict patients’ future diseases from EHRs.


However, EHRs often contain a substantial amount of missing data. Consider physical examination data as an example: the total number of potential measurements including urine tests, blood tests, liver and gallbladder tests, tumor marker tests, electrocardiograms, and X-rays can amount to hundreds of items. A single patient typically undergoes only a subset of these tests. Consequently, from the perspective of the full suite of examination items, the resulting data table contains numerous missing values, with missingness rates for many items reaching as high as 80%. This pervasive missingness complicates the analysis and utilization of EHRs. Conversely, accurately predicting missing data in EHRs could effectively simulate the results of a physical or medical test without performing it, potentially reducing both financial and labor costs.

Several studies have focused on missing data imputation for EHRs [Beaulieu-Jones et al., 2017, 2018, Xu et al., 2020a, Alamoodi et al., 2021, Kabir and Farrokhvar, 2022]. For example, Beaulieu-Jones et al. [2017] proposed a deep autoencoder to recover missing values. Zhang et al. [2020b] used Extreme Gradient Boosting (XGBoost) [Chen et al., 2015] to predict missing values in the MIMIC-III dataset [Johnson et al., 2016], a well-known, freely accessible clinical database. Zhou and Saghapour [2021] developed a graphical tool called ImputeEHR for implementing various imputation methods, from simple techniques to sophisticated gradient-boosted tree-based and neural network approaches. Furthermore, Liu et al. [2023a] provided a review of deep learning-based imputation techniques for healthcare data, and Luo [2022] evaluated state-of-the-art imputation methods specifically for clinical data from MIMIC-III.

#### 4.4 Missing Data in Image Science and Computer Vision

Images and videos can also contain missing data. Unlike other data types, the effects of missing data in these media are often visually apparent. For instance, missing pixels may occur during the signal acquisition process. Alternatively, pixels that are heavily corrupted are often removed, which also results in missing data, as illustrated in Figure 5(a). In other scenarios, the goal is to intentionally remove or replace specific pixels or regions with plausible content, a task known as image inpainting (see Figure 5(b)). When applied to video, this is referred to as video inpainting. These techniques are not confined to natural images and videos but are also applicable to medical imaging, such as Computed Tomography (CT) and Magnetic Resonance Imaging (MRI).

Unlike tabular data, images possess a strong local structure, meaning pixels within a small region or patch often have similar values. Furthermore, images, particularly hyperspectral images, exhibit channel-wise correlations. Conse-



(a) random missing (30% of the pixels)



(b) non-random missing (text removal)

Figure 5: Two examples of the missing data problem of images. The original complete images are from <https://sipi.usc.edu/database/>.

quently, effective imputation of missing values in images must leverage both the local and channel structure. Numerous image inpainting methods have been developed, which we categorize as follows: exemplar-based methods [Criminisi et al., 2004], total-variation based methods [Chan et al., 2006, Benning et al., 2013], dictionary learning based methods [Shi et al., 2011, Li et al., 2014], matrix completion based methods [Wen et al., 2012, Hu et al., 2012, Fan and Chow, 2018], and deep learning based methods [Xie et al., 2012a, Fan and Cheng, 2018, Xiang et al., 2023]. It is noteworthy that most deep learning-based methods require a set of training images, whereas the other categories can typically handle single images without prior model training. More detailed literature reviews can be found in [Guillemot and Le Meur, 2013, Shen et al., 2015, Elharrouss et al., 2020, Qin et al., 2021, Jam et al., 2021, Xiang et al., 2023].

Video inpainting Huang et al. [2016], Patwardhan et al. [2007], Yu et al. [2018], Xu et al. [2019b] involves replenishing missing segments in a video sequence with content that maintains spatial and temporal coherence. Also known as video completion, this technique has numerous practical applications, such as the removal of unwanted objects and video restoration. A recent survey by Quan et al. [2024] comprehensively reviews deep learning methods for image and video inpainting.

#### 4.5 Missing Data in E-commerce and Social Media

In e-commerce platforms like Netflix, Amazon, and Alibaba, user-item interaction data is inherently incomplete. This is because any single user typically interacts with only a small subset of items, and any single item is only rated or used by a small fraction of users. For example, Figure 6(a) illustrates an incomplete rating matrix where a few users have rated a few movies. Predicting the missing entries in such a matrix forms the basis of a recommendation system. Beyond explicit feedback like ratings, user-item interactions can also be measured through implicit feedback, such as time spent viewing content or the number of clicks on a product. The task of predicting these unknown user preferences is known as collaborative filtering. Recommendation systems, which perform this task, play an increasingly vital role in daily life, influencing user behavior both explicitly and implicitly.

Recommendation systems are generally categorized into three types [Breese et al., 1998, Sarwar et al., 2001, Adomavicius and Tuzhilin, 2005, Zhang et al., 2019a]: content-based methods, collaborative filtering, and hybrid methods. Content-based methods recommend items that are similar to those a user has liked, or target users who are similar to those who have liked an item. This similarity is typically derived from side information, such as item attributes (e.g., genre) or user profiles (e.g., sex, age, and occupation). In contrast, collaborative filtering leverages latent correlations among users and items to predict unknown preferences. Hybrid methods, as the name suggests, combine content-based and collaborative filtering approaches. Notably, collaborative filtering is closely related to missing data imputation, while content-based methods more closely resemble regression with incomplete response variables. Given this paper’s focus, we will concentrate primarily on collaborative filtering (CF).

We simply organize CF methods into the following four categories: similarity-based methods [Resnick et al., 1994, Fkih, 2022, Sarwar et al., 2002, Beregovskaya and Koroteev, 2021], matrix factorization-based methods, neural network-based methods, and other methods [Shani et al., 2002, Breese et al., 1998, Miyahara et al., 2000]. Particularly, in the past decades, matrix factorization-based methods [Billsus and Pazzani, 1998, Mnih and Salakhutdinov, 2008, Koren et al., 2009, Fan et al., 2019, Rendle et al., 2019] have been extensively studied and used in CF. These

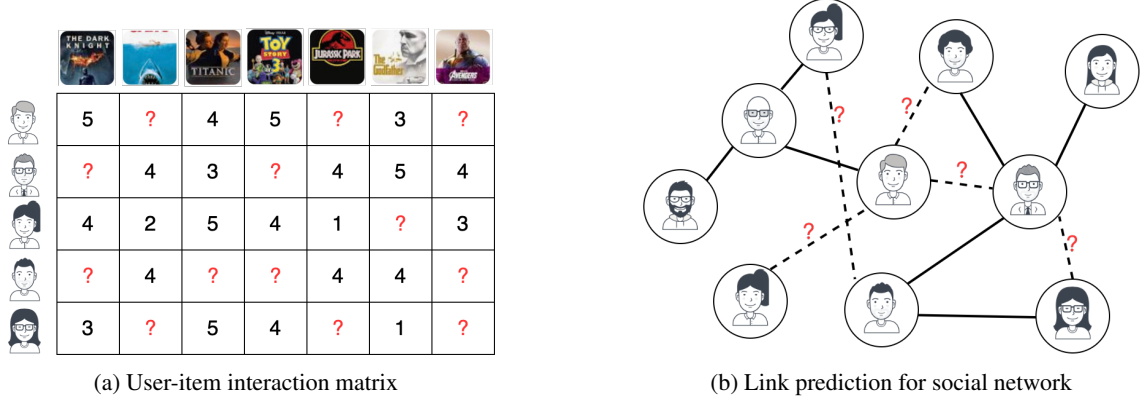


Figure 6: Examples of collaborative filtering (a) and link prediction (b). The question marks indicate missing values.

methods usually exploit the potential low-rank structure of the incomplete user-item utility matrix via embedding items and users into a latent space of reduced dimension, where the observed utilities are approximated by the inner products of the user feature vectors and item feature vectors. More details will be introduced in Section 5.5.1. In recent years, neural networks and deep learning have shown promising performance in CF [Salakhutdinov et al., 2007, Dziugaite and Roy, 2015, Sedhain et al., 2015, Wu et al., 2016, Zheng et al., 2016, He et al., 2017, van den Berg et al., 2017, Muller et al., 2018, Fan and Cheng, 2018, Yi et al., 2020]. For instance, Sedhain et al. [2015] proposed an autoencoder [Hinton and Salakhutdinov, 2006] based CF method called AutoRec. It predicts unknown ratings by an encoder-decoder model, though the input of the encoder contains missing values (usually filled with zeros). AutoRec outperformed a few matrix factorization-based methods, such as SVD++ [Koren et al., 2009] and LLORMA [Lee et al., 2016], on several benchmark datasets [Sedhain et al., 2015]. More about collaborative filtering can be found in the following review papers [Burke, 2002, Su and Khoshgoftaar, 2009, Bobadilla et al., 2013, Wang et al., 2021c].

Similar to the user-item utility matrix, interaction networks between users on social media platforms (e.g., Facebook and WeChat) can be leveraged for friend recommendations, targeted advertising, and product suggestions. These networks are typically represented as graphs where nodes represent users and edges represent connections. Such graphs are often incomplete due to the impracticality of mapping every possible connection, resulting in missing edges. The task of predicting these unknown connections is known as link prediction. An intuitive example of this process in a social network is illustrated in Figure 6(b).

#### 4.6 Missing Data in Manufacturing Industries

In manufacturing industries, such as chemicals and consumer electronics, failures in numerous equipment and sensors can lead to missing data [Lakshminarayan et al., 1999, Imtiaz and Shah, 2008, Ehrlinger et al., 2018]. The data in these contexts are often multivariate time series, making it essential to account for temporal dynamics when recovering missing values. Imtiaz and Shah [2008] focused on process data and categorized missing data patterns in chemical processes into four types (shown in Figure 7): (a) sensor breakdown; (b) process shutdown; (c) general patterns (e.g., outliers combined with sensor breakdown); and (d) multi-rate data. These patterns are typically classified as Missing Not at Random (MNAR).

Several studies have addressed missing data problems in manufacturing industries [Imtiaz and Shah, 2008, Ziaei-Halimejani et al., 2021, Xie et al., 2020, Carbery et al., 2022, Fan et al., 2022, Jeong et al., 2023]. For example, Ehrlinger et al. [2018] described the challenges associated with missing data in industrial data analytics, while Du et al. [2020] reviewed the missing data problem in sensor network-based monitoring systems.

## 5 General Missing Data Imputation

To handle incomplete data, a naive approach is to replace the missing values with the mean (or median) of the observed values. This approach, however, distorts the variances and covariances that are crucial to inference. In this section, we review the methods of missing data imputation.

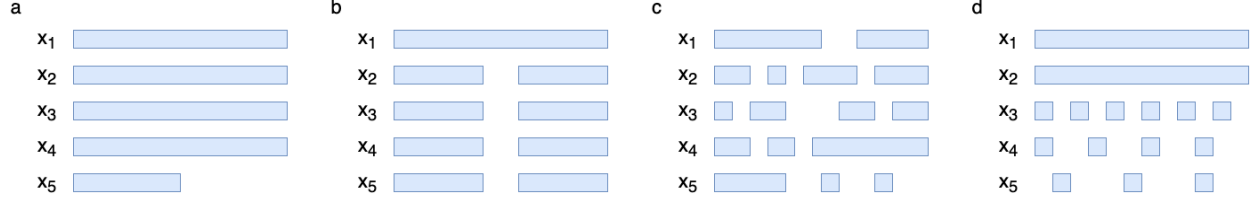


Figure 7: Examples of missing data patterns in industrial process: (a) sensor breakdown; (b) process shutdown; (c) general pattern (i.e., outlier combined with sensor breakdown); (d) multi-rate data. In each plot, the rows correspond to the variables (or sensors), while the columns correspond to observations; each small square indicates a scalar.

### 5.1 Basic Imputation via Filling with Zero, Mean, Median, or Mode

The simplest strategy for handling missing data is single-value imputation, which replaces missing entries with easily computed, statistically plausible values such as zero, the mean, median, or mode.

Filling missing values with zeros often yields statistical bias because the means of the variables are not necessarily zero. Note that in count data such as scRNA-Seq data, a zero could be either an observed value or a missing value, which means in many scenarios the missing values are naturally filled with zeros. On the other hand, zero filling can be a useful initialization for some missing data imputation algorithms such as low-rank matrix completion (see Section 5.5.1) and autoencoder-based imputation (see Section 5.6). An appealing property of zero filling is that for regression models, especially neural networks, the contribution of the corresponding missing value is prohibited, which may improve the robustness or generalization ability of the models [Fan et al., 2024]. A few researchers showed that zero filling has an adverse effect on model performances [Śmieja et al., 2018, Yi et al., 2019].

Mean filling, or mean imputation or substitution, is filling in missing data in a dataset by replacing the missing values with the mean (average) value of the complete cases for that variable. Mean filling is simple and efficient, and preserves the overall mean of the dataset, which can be important for statistical analysis. However, mean filling has the following disadvantages. First, mean imputation tends to underestimate the variance of the data. Second, it only considers the average of the observed values for the variable with missing values and does not take into account possible correlations with other variables. Third, mean imputation can lead to biased parameter estimates, like means and correlations, especially if the data is MNAR. Lastly, mean imputation does not preserve the relationships among variables and can distort the original data distribution. Median and mode imputations share similar advantages and disadvantages with mean imputation. Particularly, for categorical variables and ordinal variables, we should use mode imputation rather than mean imputation.

### 5.2 Regression Imputation

The aforementioned zero, mean, median, and mode imputations only consider the distribution of the values of the variable that has missing entries. However, if there is a correlation between the target variable and other variables, which is often the case in practice, regression of the missing variable on these other variables often provides more accurate estimations, especially when data are MNAR [Little, 1988, Roth, 1994]. For instance, in a bivariate analysis where one variable has missing data, the regression equation is estimated using only the cases with complete data. In this equation, the variable with incomplete data is treated as the outcome, while the variable with complete data serves as the predictor. Baraldi and Enders [2010] provided an intuitive example that used the math score to predict course grade. More generally, suppose we have  $d$  variables  $x_1, x_2, \dots, x_d$  and we want to impute the missing values for  $x_j$ . Regression imputation first uses the complete observations to build a regression model, such as

$$x_j = f^{(j)}(x_1, \dots, x_{j-1}, x_{j+1}, \dots, x_d) + \varepsilon \quad (1)$$

where  $\varepsilon$  denotes the error term and  $f^{(j)}$  could be a linear function or nonlinear function. An example of  $f^{(j)}$  is  $\sum_{i \neq j} w_i x_i + b$ , where  $w_i$  are the coefficients and  $b$  is a bias term.

An important variation of regression imputation is the iterative regression method [Roth, 1994]. It begins by calculating an initial correlation matrix using a straightforward imputation method, like mean imputation, or simply using the observed values. Following this, regression equations are derived from this matrix, and the missing values are estimated and replaced in the data matrix. This cycle continues until the regression coefficients exhibit minimal changes.

Perhaps the best-known iterative regression imputation algorithm is the missForest proposed by Stekhoven and Bühlmann [2011]. In missForest, the  $f^{(j)}$  in (1) is a random forest, and there are  $d$  random forests in total. The main steps of missForest are summarized as follows:



- An initial guess is made for the missing values. For instance, this could be done by the mean or median imputation for numerical variables or mode imputation for categorical variables.
- For each variable  $x_j$ , a random forest model  $f^{(j)}$  is trained on the observed data, namely the complete observations of  $x_j$  and the corresponding values of  $x_i, i \neq j$ , where  $x_j$  is treated as the response variable, and the other variables are used as predictors. The trained model  $f^{(j)}$  is used to predict the missing values of  $x_j$ . And then update the missing values of  $x_j$ .
- The step above is repeated until the imputations converge to a stable solution.

One of the advantages of missForest is that it can handle non-linear relationships and interactions between variables, since  $f^{(j)}$  are random forests. It also provides an out-of-bag estimate of the imputation error, which can be useful for assessing the quality of the imputations. Additionally, missForest is effective in handling mixed-type data, including numerical and categorical variables.

The random forest within the missForest algorithm can be replaced with other regression models, such as polynomial regression, support vector regression [Drucker et al., 1996], Gaussian processes [Williams and Rasmussen, 1995], or neural networks [LeCun et al., 2015]. This substitution can create new regression-based imputation algorithms, though potentially at the cost of higher computational complexity and reduced effectiveness with categorical data. In practice, missForest remains a stable and effective benchmark. To the best of our knowledge, no variant proposed in the past decade has substantially surpassed its imputation accuracy. For instance, while Liu and Constantinou [2023] incorporated a Markov Blanket discovery method to refine the feature selection process in missForest, it achieved only a marginal improvement in accuracy.

Regression imputation has several potential drawbacks. It can artificially reduce the variance of imputed variables and introduce bias if the underlying model assumptions are violated [Roth, 1994, Baraldi and Enders, 2010]. Furthermore, if the proportion of missing data is very high (e.g., 90%), estimating the regression function  $f^{(j)}$  may be infeasible or highly inaccurate, leading to imputation failure. Although iterative regression methods can mitigate this issue, they remain sensitive to the initial estimates, and an unreliable starting correlation matrix can still yield poor final results.

Notably, the core principle of regression imputation leveraging associations among variables to predict missing values is shared by many modern techniques, including low-rank matrix completion and certain deep learning approaches. This connection will be further explored in the corresponding sections.

### 5.3 Hot-Deck Imputation

Hot-deck imputation [Andridge and Little, 2010] replaces the missing values of one or several variables for a non-respondent (known as the recipient) with observed values from a respondent (referred to as the donor) who shares similar characteristics with the non-respondent. Some variations of this method involve randomly selecting the donor from a group of potential donors, also known as the donor pool. These are termed as random hot deck methods. Conversely, some versions identify a single donor, typically the nearest neighbor (NN) based on a certain metric, and impute values from that particular case. These are referred to as deterministic hot-deck methods, as they don't involve any randomness in the selection of the donor. There are also methods that impute summaries of values from a group of donors, like the mean or weighted average, instead of individual values. The process of hot-deck imputation typically involves the following steps:

- Define a metric for determining similarity or distance between cases. This could be based on variables that are believed to be related to the variable with the missing data.
- For each case with missing data, find a donor case that is similar based on the defined metric but does not have missing data on the variable of interest.
- Replace the missing value with the observed value from the donor case.

This method generally offers greater accuracy than basic imputation strategies, as it replaces missing data with plausible values derived from similar, observed cases rather than a single statistic like the mean, which can distort the underlying variable distributions. A key advantage is that the imputed values preserve the original data's distributional characteristics because they are conditioned on the matching (categorization) variables. This approach is particularly beneficial when data is missing in specific patterns [Roth, 1994]. The methodology, implementation, and applications of this technique, known as hot-deck imputation, are detailed in [Andridge and Little, 2010].

For hot-deck imputation, the nearest neighbors or the donor pool are found by using a distance or similarity metric. There are many choices for the distance or similarity metric. For numerical data, one may use the Euclidean distance,  $\ell_1$  distance, cosine similarity, Mahalanobis distance, Chebyshev distance, etc [Fkih, 2022]. For categorical data, one

may use the overlap measure (or Hamming distance), Eskin [Eskin et al., 2002], Goodall’s measures [Goodall, 1966], Gambaryan measure, inverse occurrence frequency, etc. A review of similarity measures for categorical data can be found in [Chandola et al., 2007]. Consequently, for mixed-type data, one needs to combine different distance or similarity measures.

The most representative example of hot-deck imputation is kNN imputation [Chen and Shao, 2000, Beretta and Santaniello, 2016], which is a deterministic hot-deck method. Suppose  $x_{ij}$ , the variable  $j$  at observation  $i$ , is a missing value. kNN imputation make prediction for  $x_{ij}$  by the following weighted sum

$$\hat{x}_{ij} = \sum_{v \in \mathcal{N}_k} x_{vj} w_v, \quad (2)$$

where  $\mathcal{N}_k$  denotes the index set of the  $k$  nearest neighbors of observation  $i$  without missing values of variable  $j$ .  $w_v$  are the weights of the neighbors and satisfy  $\sum_{v \in \mathcal{N}_k} w_v = 1$ . If  $w_v, v \in \mathcal{N}_k$ , are all  $1/k$ ,  $\hat{x}_{ij}$  is just the average of the  $k$  nearest neighbors. In recommendation systems,  $w_v$  are usually set to  $w_v = s_{vi} / \sum_{l \in \mathcal{N}_k} s_{li}$  [Breese et al., 1998, Sarwar et al., 2001], where  $s_{li}$  denotes the similarity between observations  $l$  and  $i$ . Note that  $s_{li}$  is computed from only the overlapped observed values of the two samples.

Hot-deck imputation is widely used due to its relative simplicity and its non-parametric nature, as it does not require assumptions about the underlying data distribution. However, the method has several limitations. It can underestimate data variability by redistributing existing values without introducing new information. Furthermore, imputation quality is highly dependent on the chosen similarity metric; a poor metric that fails to capture true associations between cases can lead to inaccurate imputations. This issue is exacerbated by high missingness rates or noisy data.

## 5.4 Likelihood Methods

Maximum likelihood is a strategy for estimating the unknown parameters of a model from data. When data is complete, it’s straightforward to calculate quantities like the mean, covariance, and linear regression coefficients, which are maximum likelihood estimates derived from maximizing the likelihood of the observed data. This same principle applies even when there are missing values in the data, as the estimation can still be based on the likelihood of the observed values. However, when missing data is present, the likelihood of the observed data becomes more complex compared to the typical data analysis scenarios, and finding an estimate that maximizes this likelihood doesn’t have a straightforward solution. To tackle the challenge, Dempster et al. [1977] proposed the Expectation-Maximization (EM) algorithm for incomplete data. The main idea and algorithm are explained in the following context.

Following the notations defined by Section 3.1 and letting  $\theta$  and  $\phi$  be the parameters of the data model and the parameters of the missing mechanism, respectively, the full likelihood can be formulated as

$$L_{\text{full}}(\theta, \phi \mid \mathbf{Y}_{\text{obs}}, \mathbf{M}) = c \times \int f(\mathbf{X}_{\text{obs}}, \mathbf{X}_{\text{mis}} \mid \theta) f(\mathbf{M} \mid \mathbf{X}_{\text{obs}}, \mathbf{X}_{\text{mis}}, \phi) d\mathbf{X}_{\text{mis}}, \quad (3)$$

where  $c$  is some constant independent of  $\theta$  and  $\phi$  and  $f$  denotes the density function. When the missing mechanism is MAR (or MCAR), the log-likelihood is

$$\log L_{\text{full}}(\theta, \phi \mid \mathbf{Y}_{\text{obs}}, \mathbf{M}) = \log c + \log f(\mathbf{M} \mid \mathbf{X}_{\text{obs}}, \phi) + \log f(\mathbf{X}_{\text{obs}} \mid \theta), \quad (4)$$

where  $f(\mathbf{X}_{\text{obs}} \mid \theta) = \int f(\mathbf{X}_{\text{obs}}, \mathbf{X}_{\text{mis}} \mid \theta) d\mathbf{X}_{\text{mis}}$ . Note that the prior distributions of  $\theta$  and  $\phi$ , if available, can also be incorporated into (4). If we do not care about  $\phi$ , we only need to maximize  $f(\mathbf{X}_{\text{obs}} \mid \theta)$ , that is

$$\underset{\theta}{\text{maximize}} \log \int f(\mathbf{X}_{\text{obs}}, \mathbf{X}_{\text{mis}} \mid \theta) d\mathbf{X}_{\text{mis}}. \quad (5)$$

The optimization is often difficult and is usually handled by the EM algorithm. The E-step is to compute the following expectation

$$Q(\theta, \theta') = \mathbb{E}_{\theta'} [\log f(\mathbf{X}_{\text{obs}}, \mathbf{X}_{\text{mis}} \mid \theta) \mid \mathbf{X}_{\text{obs}}], \quad (6)$$

which is a lower bound of the objective in (5) plus some constant. The M-step is to solve

$$\underset{\theta}{\text{maximize}} Q(\theta, \theta') \quad (7)$$

The two steps are repeated until some convergence conditions are met. Finally, the missing values are filled by using the estimated  $\theta$ . See the example of multivariate Gaussian in Section 11.6 of [Murphy, 2012].

Despite its effectiveness, the EM algorithm has several major limitations. First, it relies on the MAR assumption and is not suitable for data that are MNAR. Second, its performance is contingent on a pre-specified data distribution (e.g., Gaussian); violations of this assumption can lead to inaccurate imputations. Finally, the algorithm is computationally intensive, and its results can be sensitive to the initial parameter values.

## 5.5 Matrix Completion

### 5.5.1 Low-Rank Matrix Completion

Low-rank matrix completion (LRMC) [Srebro and Shraibman, 2005, Candès and Recht, 2009, Wen et al., 2012, Hardt, 2014] addresses the problem of recovering missing entries in a matrix under the assumption that the true matrix is low-rank. Formally, a matrix is low-rank if its rank (the dimension of the vector space spanned by its rows or columns) is significantly smaller than its dimensions. An equivalent characterization is that the matrix has a rapidly decaying singular value spectrum, with only a few non-zero or significant singular values. Consider a matrix  $\mathbf{X} \in \mathbb{R}^{m \times n}$ , where  $m < n$ , the singular value decomposition (SVD) is denoted as  $\mathbf{X} = \mathbf{U}\mathbf{\Sigma}\mathbf{V}^\top$ , where  $\mathbf{U} \in \mathbb{R}^{m \times m}$  and  $\mathbf{V} \in \mathbb{R}^{n \times n}$  are orthonormal matrices, i.e.,  $\mathbf{U}^\top \mathbf{U} = \mathbf{I}_m$  and  $\mathbf{V}^\top \mathbf{V} = \mathbf{I}_n$ ,  $\mathbf{\Sigma} = (\text{diag}(\sigma_1, \sigma_2, \dots, \sigma_m), \mathbf{0})$ , and  $\sigma_1 \geq \sigma_2 \geq \dots \geq \sigma_m$  are singular values. The rank of  $\mathbf{X}$  is defined as  $\text{rank}(\mathbf{X}) := \sum_{i=1}^m \mathbb{1}(\sigma_i \neq 0)$ . It has been found that many data matrices in real applications are low-rank ( $\text{rank}(\mathbf{X}) \ll m$ ) or can be well approximated by a low-rank matrix, i.e., many singular values are close to zero.

Over the past decades, numerous LRMC methods have been developed, which generally fall into two categories: low-rank regularization and low-rank factorization. Given an incomplete data matrix  $\tilde{\mathbf{X}} \in \mathbb{R}^{m \times n}$ , where the set of locations of observed entries is denoted as  $\Omega$ , the low-rank regularization methods aim to solve the following problem

$$\begin{aligned} & \underset{\hat{\mathbf{X}}}{\text{minimize}} \text{rank}(\hat{\mathbf{X}}), \\ & \text{subject to } \mathcal{P}_\Omega(\hat{\mathbf{X}}) = \mathcal{P}_\Omega(\tilde{\mathbf{X}}), \end{aligned} \quad (8)$$

where the operator  $\mathcal{P}_\Omega : \mathbb{R}^{m \times n} \rightarrow \mathbb{R}^{m \times n}$  acts on any  $\mathbf{X} \in \mathbb{R}^{m \times n}$  in the following way:  $(\mathcal{P}_\Omega(\mathbf{X}))_{ij} = \mathbf{X}_{ij}$  if  $(i, j) \in \Omega$  and 0 if  $(i, j) \notin \Omega$ . However, since the direct rank minimization problem (9) is NP-hard, a standard approach is to replace the rank with a tractable surrogate or regularizer  $R(\hat{\mathbf{X}})$  and solve

$$\begin{aligned} & \underset{\hat{\mathbf{X}}}{\text{minimize}} R(\hat{\mathbf{X}}) \\ & \text{subject to } \mathcal{P}_\Omega(\hat{\mathbf{X}}) = \mathcal{P}_\Omega(\tilde{\mathbf{X}}) \end{aligned} \quad (9)$$

Popular examples for  $R(\hat{\mathbf{X}})$  include the nuclear norm, Schatten- $p$  quasi-norm, etc. Table 2 presents a summary of rank regularizers. Solving (9) requires performing SVD on an  $m \times n$  matrix in each iteration. Therefore, the time complexity in each iteration is  $\mathcal{O}(m^2n)$  if using full SVD and can be reduced to  $\mathcal{O}(mrn)$  if using truncated SVD, where  $r < m$ . The method given by (9) can be generalized to noisy low-rank matrix completion [Candès and Plan, 2010] if the low-rank matrix is corrupted by noise or the target data matrix is approximately low-rank. A general formulation is as follows

$$\underset{\hat{\mathbf{X}}}{\text{minimize}} \|\mathcal{P}_\Omega(\tilde{\mathbf{X}} - \hat{\mathbf{X}})\|_F^2 + \lambda \cdot R(\hat{\mathbf{X}}) \quad (10)$$

where  $\lambda > 0$  is a hyperparameter.

LRMC methods based on the regularizers in Table 2 are not scalable to very large matrices, e.g.,  $m = 10000$ . Therefore, the second group of LRMC methods, which are based on factorizing the decision matrix  $\tilde{\mathbf{X}}$  as the product of two smaller matrices denoted as  $\mathbf{A} \in \mathbb{R}^{m \times d}$  and  $\mathbf{B} \in \mathbb{R}^{d \times n}$ , received increasing attention. These methods are generally in the following form

$$\underset{\mathbf{A}, \mathbf{B}}{\text{minimize}} \|\mathcal{P}_\Omega(\tilde{\mathbf{X}} - \mathbf{AB})\|_F^2 + \lambda \cdot R(\mathbf{A}, \mathbf{B}) \quad (11)$$

where  $R$  denotes the regularization on the factors  $\mathbf{A}$  and  $\mathbf{B}$ . Table 3 summarizes the choices for  $R$ , where most of them are closely related to the nuclear norm and Schatten- $p$  quasi-norms. These regularizers are more efficient to implement than those in Table 2 because they do not require SVD or only need to perform SVD on the smaller factors. Once  $\mathbf{A}$  and  $\mathbf{B}$  are found, the recovered matrix is  $\hat{\mathbf{X}} = \mathbf{AB}$ .

Beyond general low-rank matrices, several LRMC methods are designed for specific types. Notable examples include distance matrix completion [Alfakih et al., 1999], covariance matrix completion [Hippert-Ferrer et al., 2022], kernel matrix completion [Tsuda et al., 2003], and one-bit matrix completion [Davenport et al., 2014]. In the latter case, the observed data are binary (1-bit) measurements rather than precise numerical values. This approach is valuable in scenarios with highly quantized data or binary feedback, such as in recommender systems and social networks.

### 5.5.2 High-Rank Matrix Completion

LRMC relies on the assumption that the matrix to be recovered is either low-rank or can be effectively approximated by a low-rank matrix. However, this assumption may not hold when data are generated from a union of low-dimensional



Table 2: Popular rank regularizers ( $\mathbf{X} \in \mathbb{R}^{m \times n}$ ,  $m \leq n$ ;  $\sigma_i(\mathbf{X})$  denotes the  $i$ -th largest singular value of  $\mathbf{X}$ ).

regularizer	definition	reference
nuclear norm	$\ \mathbf{X}\ _* = \sum_{i=1}^m \sigma_i(\mathbf{X})$	[Candès and Recht, 2009]
truncated nuclear norm	$\ \mathbf{X}\ _{\text{TN}} = \sum_{i=r+1}^m \sigma_i(\mathbf{X})$	[Hu et al., 2012]
weighted nuclear norm	$\ \mathbf{X}\ _{\text{WN}} = \sum_{i=1}^m w_i \sigma_i(\mathbf{X})$	[Gu et al., 2014]
Schatten- $p$ quasi-norm	$\ \mathbf{X}\ _{\text{Sp}} = (\sum_{i=1}^m \sigma_i^p(\mathbf{X}))^{1/p}$	[Nie et al., 2012]
weighted Schatten- $p$ quasi-norm	$\ \mathbf{X}\ _{\text{WSp}} = (\sum_{i=1}^m w_i \sigma_i^p(\mathbf{X}))^{1/p}$	[Xie et al., 2016b]
generalized non-convex penalty	$R(\mathbf{X}) = \sum_{i=1}^m g_\lambda(\sigma_i(\mathbf{X}))$	[Lu et al., 2014]

Table 3: Factored rank regularizers

regularizer	definition	property ( $\mathbf{X} = \mathbf{AB}$ )	reference
factored nuclear norm	$R(\mathbf{A}, \mathbf{B}) = \frac{1}{2}(\ \mathbf{A}\ _F^2 + \ \mathbf{B}\ _F^2)$	$\min R(\mathbf{A}, \mathbf{B}) = \ \mathbf{X}\ _*$	[Srebro et al., 2005]
max norm	$R(\mathbf{A}, \mathbf{B}) = (\max_i \ \mathbf{A}_{:,i}\ _2)(\max_j \ \mathbf{B}_{:,j}\ _2)$	—	Srebro and Shraibman [2005]
factored Schatten-1/2	$R(\mathbf{A}, \mathbf{B}) = \frac{1}{2}(\ \mathbf{A}\ _* + \ \mathbf{B}\ _*)$	$\min R^2(\mathbf{A}, \mathbf{B}) = \ \mathbf{X}\ _{S_{1/2}}$	[Shang et al., 2016]
factored Schatten-1/2	$R(\mathbf{A}, \mathbf{B}) = \frac{1}{2}(\ \mathbf{A}\ _{2,1} + \ \mathbf{B}^T\ _{2,1})$	$\min R^2(\mathbf{A}, \mathbf{B}) = \ \mathbf{X}\ _{S_{1/2}}$	[Fan et al., 2019]
factored Schatten- $2q/(2+q)$	$R(\mathbf{A}, \mathbf{B}) = \frac{1}{q}\ \mathbf{A}\ _{2,q}^q + \frac{\alpha}{2}\ \mathbf{B}^T\ _F^2$	$\min R(\mathbf{A}, \mathbf{B}) = c\ \mathbf{X}\ _{S_{2q/(2+q)}}^{2q/(2+q)}$	[Fan et al., 2019]
factored Schatten- $p$	$R(\mathbf{A}, \mathbf{B}) = \frac{1}{2^p} \sum_{i=1}^d (\ \mathbf{A}_{:,i}\ _2^2 + \ \mathbf{B}_{:,i}\ _2^2)^p$	$\min R(\mathbf{A}, \mathbf{B}) = \ \mathbf{X}\ _{S_p}^p$	[Giampouras et al., 2020]

Note:  $c = (1/2 + 1/q)\alpha^{q/(q+2)}$ ,  $q = 1, \frac{1}{2}, \frac{1}{4}, \dots$

subspaces or nonlinear low-dimensional latent variable models. Specifically, let  $\mathbf{U}_j \in \mathbb{R}^{m \times r_j}$  be the basis matrix of subspace  $\mathcal{S}_j$  and  $\mathbf{Z}_j \in \mathbb{R}^{r_j \times n_j}$  be a random matrix, where  $j = 1, \dots, s$ . We can obtain the following data matrix

$$\mathbf{X} = [\mathbf{U}_1 \mathbf{Z}_1, \mathbf{U}_2 \mathbf{Z}_2, \dots, \mathbf{U}_s \mathbf{Z}_s] \in \mathbb{R}^{m \times n} \quad (12)$$

where  $n = \sum_{j=1}^s n_j$ . The rank of  $\mathbf{X}$  can be as high as  $\min\{m, n, \sum_{j=1}^s r_j\}$ . If  $s$  is large and the  $s$  subspaces are different,  $\mathbf{X}$  will be full-rank. In this case, it is impossible to recover the missing values of  $\mathbf{X}$  using LRMC methods.

Regarding the nonlinear latent variable model, the columns of  $\mathbf{X}$  are assumed to be given by

$$\mathbf{x}_i = f(\mathbf{z}_i), \quad \mathbf{z}_i \sim \mathcal{D} \subset \mathbb{R}^d \quad (13)$$

where  $f: \mathbb{R}^d \rightarrow \mathbb{R}^m$  is a nonlinear function,  $d \ll m$ , and  $\mathcal{D}$  denotes some distribution. Due to the nonlinearity of  $f$ ,  $\mathbf{X}$  could be full-rank. For instance, suppose  $f(\mathbf{z}) = [z, z^2, z^3]^\top$ , where the latent variable  $z$  is one-dimensional, and the rank of  $\mathbf{X}$  is three, although the latent dimension is only one.

The nonlinear latent variable model (13) can be extended to the following union of nonlinear manifolds:

$$\mathbf{x}_i^{(j)} = f^{(j)}(\mathbf{z}_i^{(j)}), \quad \mathbf{z}_i^{(j)} \sim \mathcal{D}^{(j)} \subset \mathbb{R}^{d_j}, \quad j = 1, 2, \dots, s \quad (14)$$

where  $f^{(1)}, \dots, f^{(s)}$  are different nonlinear functions. This forms a matrix  $\mathbf{X} = [\mathbf{X}^{(1)}, \mathbf{X}^{(2)}, \dots, \mathbf{X}^{(s)}]$  of size  $m \times n$ , where  $\mathbf{X}^{(j)} = [\mathbf{x}_1^{(j)}, \dots, \mathbf{x}_{n_j}^{(j)}] \in \mathbb{R}^{m \times n_j}$  and  $n = \sum_{j=1}^s n_j$ . It can be seen that (14) degrades to (13) if  $s = 1$  and degrades to (12) if all  $f^{(j)}$  are linear. Figure 8 provides synthetic examples for (12), (13), and (14), respectively. The completion of the matrix produced by (14) poses the greatest challenge.

In recent years, a few high-rank matrix completion (HRMC) methods have been proposed [Eriksson et al., 2011, Alameda-Pineda et al., 2016, Elhamifar, 2016, Fan and Cheng, 2018, Fan et al., 2020a, Le Morvan et al., 2020]. They can be organized into three categories: subspace-based methods, kernel-based methods, and deep learning-based methods.

**Subspace-Based Methods** These methods were proposed for the data given by (12) and usually learn the subspaces from the incomplete data [Eriksson et al., 2011, Fan et al., 2020b] or exploit the self-expressive model [Yang et al., 2015, Elhamifar, 2016, Fan and Chow, 2017c,b], where each data point can be well represented by other data points drawn from the same subspace. The self-expressive model [Elhamifar and Vidal, 2013] can be formulated as

$$\mathbf{X} = \mathbf{XS} \quad (15)$$

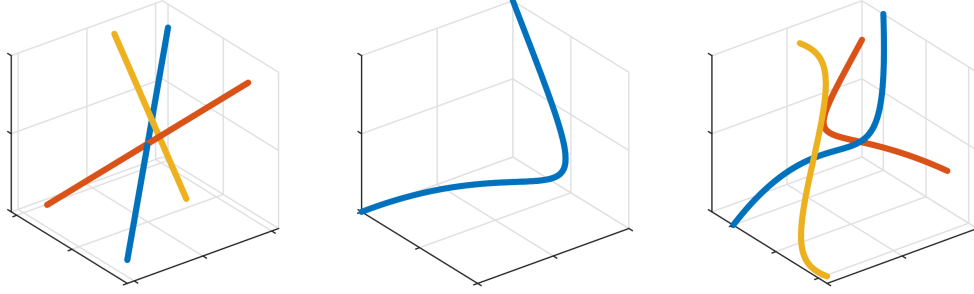


Figure 8: Examples [Fan et al., 2020a] of data forming high-rank matrices in 3D space (left: union of subspaces; middle: one nonlinear manifold; right: union of nonlinear manifolds).

where  $\mathbf{S} \in \mathbb{R}^{n \times n}$  is the coefficient matrix and is usually assumed to be sparse. Given an incomplete data matrix  $\tilde{\mathbf{X}}$ , Fan and Chow [2017b] proposed the following matrix completion method:

$$\begin{aligned} & \underset{\tilde{\mathbf{X}}, \mathbf{S}}{\text{minimize}} \quad \|\mathbf{S}\|_{\ell_S} + \frac{\lambda}{2} \|\tilde{\mathbf{X}} - \tilde{\mathbf{X}}\mathbf{S}\|_F^2 \\ & \text{subject to} \quad \mathcal{P}_\Omega(\tilde{\mathbf{X}}) = \mathcal{P}_\Omega(\tilde{\mathbf{X}}) \end{aligned} \quad (16)$$

where  $\|\cdot\|_{\ell_S}$  could be the  $\ell_1$  norm, Frobenius norm, or nuclear norm.

**Kernel-Based Methods** These methods [Alameda-Pineda et al., 2016, Ongie et al., 2017, Fan and Chow, 2018, Fan and Udell, 2019b, Fan et al., 2020a, Ongie et al., 2021] take advantage of kernel techniques that can convert a nonlinear problem in the original data space to a linear problem in the high-dimensional feature space. Ongie et al. [2017] and Fan and Chow [2018] proposed to solve

$$\begin{aligned} & \underset{\tilde{\mathbf{X}}}{\text{minimize}} \quad \text{trace}(\mathbf{K}^{p/2}) \\ & \text{subject to} \quad \mathcal{P}_\Omega(\tilde{\mathbf{X}}) = \mathcal{P}_\Omega(\tilde{\mathbf{X}}) \end{aligned} \quad (17)$$

where  $\mathbf{K} \in \mathbb{R}^{n \times n}$  is a kernel matrix with  $K_{i,j} = k(\hat{\mathbf{x}}_i, \hat{\mathbf{x}}_j)$  and  $k$  is a kernel function such as the Gaussian kernel  $k(\hat{\mathbf{x}}_i, \hat{\mathbf{x}}_j) = \exp(-\gamma \|\hat{\mathbf{x}}_i - \hat{\mathbf{x}}_j\|^2)$ . The motivation is that the feature matrix  $\phi(\tilde{\mathbf{X}})$  induced by  $k$  is approximately low-rank when  $\tilde{\mathbf{X}}$  has some nonlinear latent structure and  $\|\phi(\tilde{\mathbf{X}})\|_{S_p}^p = \text{trace}((\phi^\top(\tilde{\mathbf{X}})\phi(\tilde{\mathbf{X}}))^{p/2}) = \text{trace}(\mathbf{K}^{p/2})$ .

Fan and Udell [2019b] showed that  $\text{rank}(\phi(\mathbf{X})) = \min\{\binom{m+q}{q}, n, s^{\binom{d+pq}{pq}}\}$  if  $f^{(j)}$  are  $p$ -order polynomials and  $\phi$  is the feature map of a  $q$ -order polynomial kernel. When  $n$  is sufficiently large and  $p$  and  $q$  are relatively small, the rank of  $\phi(\mathbf{X})$  is low compared to its dimensions. Fan and Udell [2019b] introduced a kernel factorization method for HRMC and an online algorithm, which are more efficient than the methods proposed in [Ongie et al., 2017, Fan and Chow, 2018].

**Deep Learning-Based Methods** These methods [Fan and Chow, 2017a, Fan and Cheng, 2018, Seyedi et al., 2023] are based on neural networks and will be detailed in Section 5.6.

## 5.6 Deep Learning-Based Missing Data Imputation

Deep learning-based methods for missing data imputation [Khan et al., 2022] can be categorized into three groups: autoencoder-based, deep matrix factorization, and deep generative model-based methods. These categories are detailed in the subsequent sections.

### 5.6.1 Autoencoder-Based Methods

An autoencoder (AE) [Hinton and Salakhutdinov, 2006] is a type of artificial neural network [LeCun et al., 2015] used for unsupervised learning of efficient codings. The goal of an AE is to learn a representation (encoding) for a set of data, typically for the purpose of dimensionality reduction or feature learning. Given a dataset with  $n$  data points of  $m$ -dimension, a standard stacked or deep AE is composed of an encoder network  $h_\theta : \mathbb{R}^m \rightarrow \mathbb{R}^d$  and a decoder

network  $g_\phi : \mathbb{R}^d \rightarrow \mathbb{R}^m$ , which is often trained by solving the following optimization

$$\underset{\theta, \phi}{\text{minimize}} \quad \frac{1}{n} \sum_{i=1}^n \|\mathbf{x}_i - g_\phi(h_\theta(\mathbf{x}_i))\|^2 \quad (18)$$

$\mathbf{z} = h_\theta(\mathbf{x})$  is usually called the representation of  $\mathbf{x}$ . Note that for tabular data,  $h_\theta$  and  $g_\phi$  are usually multilayer perceptrons, e.g.,  $h_\theta(\mathbf{x}) = \mathbf{W}_2 \sigma(\mathbf{W}_1 \mathbf{x} + \mathbf{b}_1) + \mathbf{b}_2$ , where  $\theta = \{\mathbf{W}_1, \mathbf{b}_1, \mathbf{W}_2, \mathbf{b}_2\}$  are the set of parameters to optimize and  $\sigma$  denote the activation function. For image data,  $h_\theta$  and  $g_\phi$  are usually based on convolutional layers. Variants of the standard autoencoder include the denoising autoencoder (DAE) [Vincent et al., 2010], the sparse autoencoder [Ng et al., 2011], and the variational autoencoder (VAE) [Kingma and Welling, 2013].

Vincent et al. [2008] used DAE to recover missing values of data, but it requires complete data during training. Applying AE or DAE to incomplete data directly, where the reconstruction errors for the observed values are minimized, works in practice [Beaulieu-Jones et al., 2017, Ryu et al., 2020]:

$$\underset{\theta, \phi}{\text{minimize}} \quad \frac{1}{n} \sum_{i=1}^n \|(\tilde{\mathbf{x}}_i - g_\phi(h_\theta(\tilde{\mathbf{x}}_i))) \odot \boldsymbol{\omega}_i\|^2 \quad (19)$$

where  $\boldsymbol{\omega}_i \in \{0, 1\}^m$  is the missing value indicator for  $\mathbf{x}_i$  and the missing values in the input are often temporarily filled with zeros. However, the input bias caused by the missing values could be harmful. Fan and Chow [2017a] proposed a deep learning based matrix completion method, which optimizes the missing values and the autoencoder parameters simultaneously and hence can reduce the input bias caused by the missing values. Gondara and Wang [2018] proposed a multiple imputation model based on DAE. Pereira et al. [2020] wrote a review paper of AE and its variants based missing data imputation methods. Fan et al. [2024] proposed a neuron-enhanced autoencoder for missing data imputation, where the activation function of the output layer is learned adaptively by a neural network to model the complex response function in real data. Du et al. [2024a] proposed a simple yet effective imputation method called ReMasker. In ReMasker, besides the missing values (i.e., naturally masked), another set of values is randomly re-masked, and the autoencoder is optimized by reconstructing the re-masked set. ReMasker performs on par with or outperforms many complex and strong competitors in terms of both imputation fidelity and utility under various missingness settings.

### 5.6.2 Deep Matrix Factorization-Based Methods

AE-based imputation models need to learn to reduce the negative impact of the missing values in the input of the encoder, which can be difficult in practice. To address the limitation, [Fan and Cheng, 2018] proposed deep matrix factorization (DMF) based matrix completion. Instead of a linear and shallow factorization like (11), they solve the following deep factorization problem

$$\underset{\mathbf{Z}, \mathbf{W}_1, \dots, \mathbf{W}_L}{\text{minimize}} \quad \|\mathcal{P}_\Omega(\tilde{\mathbf{X}} - \mathbf{W}_L(\sigma(\mathbf{W}_{L-1} \cdots \sigma(\mathbf{W}_1 \mathbf{Z}) \cdots)))\|_F^2 + \lambda \cdot R(\mathbf{Z}, \mathbf{W}_1, \dots, \mathbf{W}_L) \quad (20)$$

where the bias terms of the neural network are omitted for simplicity and  $R$  denotes some regularization on the latent matrix  $\mathbf{Z} \in \mathbb{R}^{d \times n}$  and the weight matrices. One limitation of this model is that the latent dimension  $d$  is difficult to determine in real-world applications. There have been a few extensions of DMF-based missing data imputation [Zhang et al., 2019b, Li et al., 2022, 2023a, Ledent and Alves, 2024, Ji et al., 2025].

### 5.6.3 Deep Generative Model-Based Methods

Deep generative models are a class of neural network architectures designed to learn the underlying distribution of a dataset and generate new data samples that resemble the training data. These models are particularly useful for tasks such as image synthesis, text generation, and data augmentation. They have gained significant attention in recent years due to their ability to produce high-quality and realistic data. Key types of deep generative models include Variational Autoencoders (VAEs) [Kingma and Welling, 2013], Generative Adversarial Networks (GANs) [Goodfellow et al., 2014, Gulrajani et al., 2017], Normalizing Flows (NFs) [Dinh et al., 2014, Kingma et al., 2016], Autoregressive Models [Van Den Oord et al., 2016, Salimans et al., 2017], and Diffusion models (DMs) [Sohl-Dickstein et al., 2015, Ho et al., 2020].

**VAE-Based Imputation** The basic VAE [Kingma and Welling, 2013] solves the following problem

$$\underset{\theta, \phi}{\text{maximize}} \quad \mathcal{L}(\theta, \phi) = \mathbb{E}_{\mathbf{z} \sim q_\phi(\mathbf{z} | \mathbf{x})} [\log p_\theta(\mathbf{x} | \mathbf{z})] - D_{\text{KL}}(q_\phi(\mathbf{z} | \mathbf{x}) \| p(\mathbf{z})) \quad (21)$$

The encoder  $q_\phi(\mathbf{z} | \mathbf{x})$  approximates the posterior distribution over latent variables  $\mathbf{z} \in \mathbb{R}^d$  given input  $\mathbf{x} \in \mathbb{R}^m$  and outputs the parameters of a prior distribution (e.g., the mean and variance of a Gaussian). The decoder  $p_\theta(\mathbf{x} |$

$\mathbf{z}$ ) reconstructs the input  $\mathbf{x}$  from latent variable  $\mathbf{z}$ , since maximizing  $\log p_\theta(\mathbf{x} | \mathbf{z})$  is equivalent to minimizing the reconstruction error. The KL Divergence  $D_{\text{KL}}$  regularizes the latent space by pushing  $q_\phi(\mathbf{z} | \mathbf{x})$  toward a prior  $p(\mathbf{z})$  (e.g., standard Gaussian  $\mathcal{N}(\mathbf{0}, \mathbf{I})$ ).  $\mathcal{L}(\theta, \phi)$  is a lower bound of the log-likelihood  $\log p_\theta(\mathbf{x})$ . Once the model is trained, new data points can be generated by sampling a latent vector  $\mathbf{z}$  from the prior  $p(\mathbf{z})$  and passing it through the decoder. The core VAE framework has inspired several variants [Burda et al., 2015, Higgins et al., 2017, Mathieu et al., 2019].

The MIWAE method proposed by [Mattei and Frellsen, 2019] adapts the importance-weighted autoencoder (IWAE) [Burda et al., 2015] to a missing data imputation model, where IWAE shares the same architecture as VAE but has a different training objective and a tighter lower bound of the log-likelihood. Specifically, letting  $\mathbf{x}_i^+$  and  $\mathbf{x}_i^-$  be the observed and missing parts of  $\mathbf{x}_i$ , respectively, MIWAE solves

$$\underset{\theta, \phi}{\text{maximize}} \mathcal{L}_K(\theta, \phi) = \sum_{i=1}^n \mathbb{E}_{\mathbf{z}_{i1}, \dots, \mathbf{z}_{iK} \sim q_\phi(\mathbf{z} | \mathbf{x}_i^+)} \left[ \log \frac{1}{K} \sum_{k=1}^K \frac{p_\theta(\mathbf{x}_i^+ | \mathbf{z}_{ik}) p(\mathbf{z}_{ik})}{q_\phi(\mathbf{z}_{ik} | \mathbf{x}_i^+)} \right] \quad (22)$$

where  $K \geq 1$  is a hyperparameter. When  $K = 1$ , the model becomes a standard VAE on incomplete data. In (22), for example, one can let  $q_\phi(\mathbf{z} | \mathbf{x}^+) = \mathcal{N}(\mathbf{z}; \boldsymbol{\mu}_\phi, \text{diag}(\boldsymbol{\sigma}_\phi^2))$ , where  $\boldsymbol{\mu}_\phi$  and  $\boldsymbol{\sigma}_\phi^2$  are the outputs of the encoder network  $h_\phi(\iota(\mathbf{x}^+))$  and  $\iota$  denotes a simple imputation (e.g., zero imputation) function transforming  $\mathbf{x}^+$  into a complete input vector of  $m$  dimension. In the inference phase, for each  $\mathbf{x}^+$ , it samples  $\mathbf{z}_{(1)}, \mathbf{z}_{(2)}, \dots, \mathbf{z}_{(L)}$  from  $q_\phi(\mathbf{z} | \mathbf{x}^+)$ , and for each  $\mathbf{z}_{(l)}$ , it samples an  $\mathbf{x}_{(l)}^-$  from  $p_\theta(\mathbf{x}^- | \mathbf{z}_{(l)})$ . Finally, the missing values of  $\mathbf{x}$  are imputed as  $\hat{\mathbf{x}}^- = \sum_{l=1}^L w_l \mathbf{x}_{(l)}^-$ , where  $w_l$  are the weights and will not be detailed here.

There are more VAE-based imputation methods. For example, Nazabal et al. [2020] proposed HI-VAE for heterogeneous (mixed continuous and discrete) data imputation. Collier et al. [2020] proposed a VAE-based imputation method that explicitly models missing values via a latent corruption process, enabling principled handling of both MCAR and MNAR data by conditioning the encoder and decoder on missingness indicators. Fortuin et al. [2020] proposed a method called GP-VAE for time series imputation.

**GAN-Based Imputation** The basic GAN [Goodfellow et al., 2014] solves the following problem

$$\min_G \max_D V(G, D) = \mathbb{E}_{\mathbf{x} \sim p_{\text{data}}(\mathbf{x})} [\log D(\mathbf{x})] + \mathbb{E}_{\mathbf{z} \sim p_{\mathbf{z}}(\mathbf{z})} [\log(1 - D(G(\mathbf{z})))] \quad (23)$$

where  $G$  and  $D$  are the generator and discriminator, respectively.  $G$  is a neural network that learns to generate fake data from random noise  $\mathbf{z}$ , usually drawn from a Gaussian distribution. It tries to minimize  $V(D, G)$  (fool the discriminator).  $D$ , usually a binary classifier, learns to distinguish real data ( $\mathbf{x}$ , labeled as 1) from fake data ( $G(\mathbf{z})$ , labeled as 0). It tries to maximize  $V(D, G)$ . Representative variants of GAN include cycle-GAN [Zhu et al., 2017], Wasserstein GAN [Arjovsky et al., 2017], etc.

A wide range of GAN-based methods have been developed for missing data imputation [Shang et al., 2017, Yoon et al., 2018, Luo et al., 2018, Li et al., 2019, Yang et al., 2020, Gupta and Beheshti, 2020, Zhang et al., 2021b, Dong et al., 2021, Xia et al., 2021, Kazemi and Meidani, 2021, Wang et al., 2022b, Qin and Wang, 2023, Kang et al., 2023, Wang et al., 2024d, 2025]. Shahbazian and Greco [2023] provided a review of GAN-based imputation methods, including a numerical performance evaluation of several models. A common paradigm in these approaches is to use the generator as an imputation network, which takes as input either a random latent vector  $\mathbf{z}$ , the incomplete data  $\mathbf{x}$ , or a combination of both with additional contextual information. Taking the GAIN proposed by [Yoon et al., 2018] as an example, let  $\tilde{\mathbf{x}}$ ,  $\boldsymbol{\omega}$ , and  $\mathbf{z}$  be the incomplete data vector, binary mask vector, and random noise, respectively. The generator in GAIN is designed to impute missing data, i.e.,  $\hat{\mathbf{x}} = G(\tilde{\mathbf{x}}, \boldsymbol{\omega}, (\mathbf{1} - \boldsymbol{\omega}) \odot \mathbf{z})$ , while the discriminator is tasked with determining whether a particular element is observed or imputed, i.e.,  $\hat{\omega} = D(\tilde{\mathbf{x}}, \mathbf{h})$ , where  $\tilde{\mathbf{x}} = \boldsymbol{\omega} \odot \tilde{\mathbf{x}} + (\mathbf{1} - \boldsymbol{\omega}) \odot \hat{\mathbf{x}}$  and  $\mathbf{h}$  is a hint vector generated by letting one or more randomly selected entries of  $\boldsymbol{\omega}$  be 0.5. The loss functions for the discriminator and generator are as follows:

$$\mathcal{L}_D(\boldsymbol{\omega}, \hat{\boldsymbol{\omega}}, \mathbf{h}) = \sum_{j: h_j=0.5} (\omega_j \log(\hat{\omega}_j) + (1 - \omega_j) \log(1 - \hat{\omega}_j)) \quad (24)$$

$$\mathcal{L}_G(\boldsymbol{\omega}, \hat{\boldsymbol{\omega}}, \mathbf{h}, \tilde{\mathbf{x}}, \hat{\mathbf{x}}) = - \sum_{j: h_j=0.5} (1 - \omega_j) \log(\hat{\omega}_j) + \alpha \sum_{j=1}^m \omega_j \ell(\tilde{x}_j, \hat{x}_j) \quad (25)$$

where  $\ell$  denotes a reconstruction loss such as the square loss and  $\lambda > 0$  is a trade-off hyperparameter. One of the key improvements of GAIN over traditional GANs is that the discriminator's output in GAIN is an estimated mask matrix that matches the size of the original data, rather than a simple binary value. Additionally, the GAIN structure incorporates a hint matrix to provide supplementary information about the mask matrix, ensuring that the generated fake data adheres to the actual data distribution.

**Normalizing Flow-Based Imputation** Normalizing flows [Dinh et al., 2014, Kingma et al., 2016], which transform a simple base distribution  $q(\mathbf{z})$  (e.g., a standard Gaussian) into a complex target distribution  $p(\mathbf{x})$  through a bijective function  $\mathbf{x} = g(\mathbf{z})$ :

$$p(\mathbf{x}) = q(g^{-1}(\mathbf{x})) \cdot \left| \det \left( \frac{\partial g^{-1}(\mathbf{x})}{\partial \mathbf{x}} \right) \right| \quad (26)$$

It solves the following log-likelihood maximization problem:

$$\underset{\theta}{\text{maximize}} \quad \mathbb{E}_{\mathbf{x} \sim p_{\text{data}}(\mathbf{x})} \left[ \log q(g_{\theta}^{-1}(\mathbf{x})) + \log \left| \det \left( \frac{\partial g_{\theta}^{-1}(\mathbf{x})}{\partial \mathbf{x}} \right) \right| \right] \quad (27)$$

where  $\theta$  denotes the parameters of the invertible neural network  $g$ .

Normalizing flows are used for density estimation, generative modeling, and variational inference, offering exact likelihood evaluation. It has been adapted to missing data imputation [Richardson et al., 2020, Ma and Ghosh, 2021]. For instance, Richardson et al. [2020] introduced MCFlow, an effective deep imputation approach that employs normalizing flow generative models and Monte Carlo sampling. Specifically, let  $\tilde{\mathbf{x}}$  be an incomplete data and  $\omega$  be the corresponding mask vector. Let  $\hat{\mathbf{x}} = g_{\theta}(\hat{\mathbf{z}})$  be the imputation for  $\tilde{\mathbf{x}}$ , where  $\hat{\mathbf{z}} = h_{\phi}(\bar{\mathbf{z}})$  denotes the post-processing for  $\bar{\mathbf{z}}$  by a neural network  $h_{\phi}$ .  $\bar{\mathbf{z}}$  is given by  $\bar{\mathbf{z}} = g_{\theta}^{-1}(\tilde{\mathbf{x}}) = f_{\theta}(\tilde{\mathbf{x}})$ , where  $\tilde{\mathbf{x}} = \omega \odot \tilde{\mathbf{x}} + (\mathbf{1} - \omega) \odot \hat{\mathbf{x}}$ . MCFlow alternately refines the density estimate and imputes missing values by

$$\underset{\theta}{\text{maximize}} \quad \frac{1}{n} \sum_{i=1}^n \left[ \log q(f_{\theta}(\tilde{\mathbf{x}}_i)) + \log \left| \det \left( \frac{\partial f_{\theta}(\tilde{\mathbf{x}}_i)}{\partial \tilde{\mathbf{x}}_i} \right) \right| \right] \quad (28)$$

$$\underset{\phi}{\text{minimize}} \quad \frac{1}{n} \sum_{i=1}^n [\|(\tilde{\mathbf{x}}_i - \hat{\mathbf{x}}_i) \odot \omega_i\|^2 - \lambda \log p(\hat{\mathbf{x}}_i)] \quad (29)$$

where  $\lambda > 0$  is a hyperparameter. Please note that the notation used here differs from that in [Richardson et al., 2020]. This change was made to maintain consistency with the mathematical formulations of the previously introduced methods.

**Diffusion Model-Based Imputation** Diffusion models [Sohl-Dickstein et al., 2015, Ho et al., 2020, Song et al., 2020, Yang et al., 2023] are generative models that learn to generate data (e.g., images, audio) by gradually denoising random noise into structured samples. They consist of two key processes. The first is the forward (diffusion) process, which gradually corrupts the training data with Gaussian noise over many steps, transforming it into pure noise, i.e., at each step  $t$ ,

$$q(\mathbf{x}_t | \mathbf{x}_{t-1}) = \mathcal{N}(\mathbf{x}_t; \sqrt{1 - \beta_t} \mathbf{x}_{t-1}, \beta_t \mathbf{I}) \quad (30)$$

where  $\beta_t$  is the noise schedule controlling how fast data is destroyed,  $t = 1, 2, \dots, T$ ,  $T$  is usually a large number such as 1000, and  $\mathbf{x}_0$  is the original clean data point. The second process is the reverse process (denoising), in which a neural network with parameters  $\theta$  learns to reverse the noise addition, i.e.,

$$p_{\theta}(\mathbf{x}_{t-1} | \mathbf{x}_t) = \mathcal{N}(\mathbf{x}_{t-1}; \mu_{\theta}(\mathbf{x}_t, t), \Sigma_{\theta}(\mathbf{x}_t, t)) \quad (31)$$

The model is trained by maximizing the evidence lower bound of the log-likelihood, i.e.,

$$\underset{\theta}{\text{maximize}} \quad \mathbb{E}_{q(\mathbf{x}_{1:T} | \mathbf{x}_0)} \left[ \log p_{\theta}(\mathbf{x}_0 | \mathbf{x}_1) - \sum_{t=2}^T D_{\text{KL}}(q(\mathbf{x}_{t-1} | \mathbf{x}_t, \mathbf{x}_0) \| p_{\theta}(\mathbf{x}_{t-1} | \mathbf{x}_t)) \right] \quad (32)$$

After training, the model can generate new data by starting from random noise and iteratively denoising it.

Since diffusion models are often more effective than other generative models, such as VAEs and GANs, in generating high-quality new samples, a few researchers have attempted to extend them to missing data imputation. For instance, Tashiro et al. [2021] proposed CSDI, a diffusion model-based time series imputation method, by modeling the following distribution

$$p_{\theta}(\mathbf{x}_{t-1}^{\text{ta}} | \mathbf{x}_t^{\text{ta}}, \mathbf{x}_0^{\text{co}}) = \mathcal{N}(\mathbf{x}_{t-1}^{\text{ta}}; \mu_{\theta}(\mathbf{x}_t^{\text{ta}}, t | \mathbf{x}_0^{\text{co}}), \Sigma_{\theta}(\mathbf{x}_t^{\text{ta}}, t | \mathbf{x}_0^{\text{co}})) \quad (33)$$

In (33),  $\mathbf{x}_0^{\text{ta}}$  and  $\mathbf{x}_0^{\text{co}}$  were constructed by splitting the observed entries of  $\mathbf{x}$  into a target part and a condition part, where the missing values were replaced by zeros. The neural network parameterized by  $\theta$  learns to remove the random noise added to  $\mathbf{x}_{t-1}^{\text{ta}}$ . After learning  $\theta$ , the imputation for the missing entries of  $\mathbf{x}$  is implemented by iteratively denoising the missing entries (initialized by a Gaussian) conditioned on the observed entries of  $\mathbf{x}$ .

Inspired by CSDI, Zheng and Charoenphakdee [2022] applied diffusion models to tabular data imputation. Ouyang et al. [2023] proposed MissDiff for tabular data imputation. Chen et al. [2024b] introduced negative entropy-regularized Wasserstein gradient flow for diffusion model-based imputation. Jolicoeur-Martineau et al. [2024] introduced an approach for generating and imputing mixed-type (continuous and categorical) tabular data utilizing score-based diffusion and conditional flow matching. Liu et al. [2024] demonstrated that self-supervised pretraining enhances diffusion models for tabular data imputation by leveraging unlabeled data to learn richer feature representations before fine-tuning on missing-value tasks. Zhang et al. [2025a] proposed DiffPuter, which iteratively trains a diffusion model to learn the joint distribution of missing and observed data and performs an accurate conditional sampling to update the missing values using a tailored reversed sampling strategy. Ahamed et al. [2025] proposed RefiDiff that combines local machine learning predictions with a novel Mamba-based denoising network capturing interrelationships among distant features and samples, which improved the imputation performance of diffusion models.

#### 5.6.4 Graph Neural Network-Based Methods

Graph neural networks (GNNs) are popular models for graph data. A graph is a collection of nodes (or vertices) connected by edges (or links), and is usually used to represent complex relationships and interactions between objects or entities. A graph is usually denoted as  $G = (V, E)$ , where  $V = \{v_1, v_2, \dots, v_n\}$  denotes the vertex set and  $E \subseteq V \times V$  denotes the edge set. Sometimes, the nodes have attributes, forming an attribute matrix  $\mathbf{X} \in \mathbb{R}^{n \times d}$ . The adjacency matrix of  $G$  is usually denoted as  $\mathbf{A} \in \{0, 1\}^{n \times n}$ , with  $A_{ij} = 1$  if  $(i, j) \in E$  and 0 otherwise. In some cases, the edges are weighted, meaning that  $\mathbf{A}$  is not binary. Examples of graphs include chemical molecules, biological networks, social networks, user-item interaction networks, and transportation networks.

Representative architectures of GNNs include graph convolutional network (GCN) [Kipf and Welling, 2017], graph attention network (GAT) [Veličković et al., 2017], graph isomorphism network (GIN) [Xu et al., 2019a], and graph transformer (GT) [Yun et al., 2019]. The hidden layers of a GCN can be formulated as

$$\mathbf{H}^{(l)} = \sigma \left( \tilde{\mathbf{D}}^{-\frac{1}{2}} \tilde{\mathbf{A}} \tilde{\mathbf{D}}^{-\frac{1}{2}} \mathbf{H}^{(l-1)} \mathbf{W}^{(l)} \right) \quad (34)$$

where  $\tilde{\mathbf{A}} = \mathbf{A} + \mathbf{I}$  is the adjacency matrix with self-connections,  $\tilde{\mathbf{D}}$  is its degree matrix,  $\mathbf{H}^{(l)}$  is the node feature matrix at layer  $l$ ,  $\mathbf{H}^{(0)} = \mathbf{X}$ ,  $\mathbf{W}^{(l)}$  is the trainable weight matrix, and  $\sigma$  is a nonlinear activation function. GNNs have shown impressive performance in many graph learning tasks such as node classification/clustering and graph classification/clustering.

Several studies have explored using Graph Neural Networks (GNNs) for missing data imputation [Zhang and Chen, 2020, You et al., 2020, Spinelli et al., 2020, Telyatnikov and Scardapane, 2023]. A key challenge, however, is that GNNs typically require a pre-defined similarity graph across the entire dataset, which is difficult to construct from incomplete data. Zhang and Chen [2020] proposed a GNN-based matrix completion method for collaborative filtering. You et al. [2020] proposed GRAPE, a graph-based framework for feature imputation as well as label prediction. GRAPE tackles the missing data problem using a graph representation, where the observations and features are viewed as two types of nodes in a bipartite graph, and the observed feature values as edges. Specifically, in GRAPE, for the incomplete data matrix  $\tilde{\mathbf{X}}$  (with mask matrix  $\mathbf{M}$ ) containing  $n$  observations and  $d$  attributes, a bipartite graph  $G = (V_n \cup V_d, E)$  is constructed, where  $V_n = \{u_1, u_2, \dots, u_n\}$  denotes the set of nodes corresponding to the  $n$  observations,  $V_d = \{v_1, v_2, \dots, v_d\}$  denotes the set of nodes corresponding to the  $d$  attributes, and  $E = \{(u_i, v_j, e_{u_i, v_j}) : u_i \in V_n, v_j \in V_d, e_{u_i, v_j} = \tilde{x}_{ij}, M_{ij} = 1\}$  denotes the edge set. The prediction for the missing values in  $\tilde{\mathbf{X}}$  is given by

$$\hat{x}_{ij} = f_{\theta}(u_i, v_j; G, \mathbf{H}_n, \mathbf{H}_d), \quad \forall (i, j) \text{ with } M_{ij} = 0 \quad (35)$$

where  $f_{\theta}$  is a GNN such as GraphSAGE [Hamilton et al., 2017].  $\mathbf{H}_n \in \{1\}^{n \times d}$  is the input embedding matrix for the  $n$  sample nodes and  $\mathbf{H}_d = \mathbf{I}_d$  is the input embedding matrix for the  $d$  attribute nodes; they are updated in the subsequent layers via neighbor aggregation over  $G$ . The parameters  $\theta$  of the GNN are then optimized using a loss function such as  $\sum_{(i,j): M_{ij}=1} (\hat{x}_{ij} - \tilde{x}_{ij})^2$ .

More recently, Telyatnikov and Scardapane [2023] proposed EGG-GAE, a GCN-based method for tabular data that adaptively constructs the adjacency matrix from a neural network’s representations of the incomplete data. In a different domain, Li et al. [2024b] combined a GNN with a diffusion model to impute missing values in spatial transcriptomics data. More methods of GNN-based imputation can be found in [Huang et al., 2022, Wu et al., 2023, Eskandari et al., 2024, Zhang et al., 2025e].

It is worth noting that GNNs were also applied to link prediction and graph completion, which will be detailed in Section 6.2.

## 5.7 Large Language Model for Missing Data Imputation

Large Language Models (LLMs) [Achiam et al., 2023, Naveed et al., 2025] are billion-parameter neural networks that learn universal linguistic patterns by next-token prediction on web-scale text. Their recent ascendancy has redefined state-of-the-art across conversational AI, code synthesis, and scientific discovery. It is also promising to exploit LLMs in missing data imputation tasks. Indeed, the pretrained language models are already effective enough in predicting the missing words in pure text owing to the training strategy of next-token prediction, of which a typical application is code completion [Wei et al., 2023, Izadi et al., 2024, Husein et al., 2025]. For non-text data such as tabular data, a rudimentary approach is to feed the LLM an incomplete table as raw text and prompts it to hallucinate the blanks; while clever prompting can yield plausible guesses, this tactic barely scratches the surface of LLMs expressive power.

Mei et al. [2021] proposed a semantic-aware imputation framework, called IPM, that leverages pre-trained language models to fill missing categorical data. The key idea of IPM follows the regression imputation discussed in Section 5.2. Specifically, for each attribute  $x_j$ , letting  $\mathcal{S}_j := \{v_1, v_2, \dots, v_{K_j}\}$  be the set of all possible values, IPM treats the imputation for  $x_j$  as a  $K_j$ -class classification task. Let  $\mathcal{D}$  be the set of data samples without missing values and  $\bar{\mathbf{x}}^{(j)} := \mathbf{x} \setminus x_j$  be data sample with attribute  $x_j$  removed, where  $\mathbf{x} \in \mathcal{D}$ . The numerical embedding for each  $\bar{\mathbf{x}}^{(j)}$  is obtained by a language model (LM) with parameters  $\theta$ , i.e.,

$$\mathbf{z}^{(j)} = \text{LM}_\theta \left( \text{Textualize} \left( \bar{\mathbf{x}}^{(j)} \right) \right) \quad (36)$$

where  $\text{Textualize}(\cdot)$  denotes the operation to convert the input data into text that can be directly handled by the LM. In [Mei et al., 2021], a very simple textualization strategy is used. For example, if  $\bar{\mathbf{x}}^{(j)}$  has three attributes including *city*, *hobby*, and *age*, its textualization is  $[[\text{CLS}]; \text{paris}; \text{football}; 25; [\text{SEP}]]$ , where  $[\text{CLS}]$  and  $[\text{SEP}]$  are special tokens in BERT [Devlin et al., 2019] or its variants. In (36),  $\mathbf{z}^{(j)}$  is the embedding of  $[\text{CLS}]$  that summarizes the embeddings of the input tokens.

Then IPM fine-tunes the LM and trains a classifier  $f_\phi^{(j)}$  by

$$\underset{\theta, \phi}{\text{minimize}} \quad \frac{1}{|\mathcal{D}|} \sum_{\mathbf{x} \in \mathcal{D}} \text{CE} \left( \text{Softmax} \left( f_\phi^{(j)}(\mathbf{z}^{(j)}) \right), \mathbf{y}^{(j)} \right) \quad (37)$$

where CE denotes the cross-entropy loss and  $\mathbf{y}^{(j)}$  is a one-hot label vector with  $y_k^{(j)} = 1$  if  $x_j = v_k$ . Once the models are well trained, the missing attribute  $x_v$  in a test sample  $\mathbf{x}$  is imputed as  $v_k$  if the  $k$ -th element of  $\text{Softmax}(f_\phi^{(j)}(\mathbf{z}^{(j)}))$  is largest. This method is called IPM-Multi. IPM has another variant called IPM-Binary, which models it as a binary candidate selection problem to mitigate over-fitting in low-redundancy datasets. By utilizing fine-tuned models like RoBERTa [Liu et al., 2019b] and neighbor-based negative sampling, IPM captures fine-grained token semantics, outperforming traditional and generative baselines across multiple real-world datasets. One limitation of IPM is that it requires a sufficient number of complete samples to train the classifiers. Another limitation is that it is not effective in inputting numerical data. Note that larger LMs and more sophisticated textualization and embedding summarization methods can be used for (36), which may improve the imputation performance.

More recently, Zhang et al. [2023] explored the use of LLMs like GPT-4 for data preprocessing tasks such as missing data imputation. The paper introduced a framework that combines prompt engineering techniques such as zero-shot, few-shot, and batch prompting with contextualization and feature selection to guide LLMs in imputing missing values. Wang et al. [2024c] introduces TREB, a BERT-based framework for imputing missing values in tabular data. By transforming numerical rows into tokenized text and fine-tuning RoBERTa with a custom 4-digit tokenizer, TREB captures feature interdependencies without relying on categorical semantics. In [Huang and Hao, 2024], the authors proposed a missing data imputation framework called PRPMI. PRPMI enhances pre-trained language models by incorporating trainable prompt embeddings and retrieval-augmented knowledge from external data sources. It serializes tabular data into natural language format, fine-tunes the model using both original and retrieved contextual information, and treats imputation as a multiclass classification task. Ding et al. [2024] proposed to fine-tune a pre-trained GPT-2 model using complete data and prompting it to predict missing values in recommender systems. The method generates semantically meaningful imputations and outperforms a few traditional imputation methods on some benchmarks. Hayat and Hasan [2024] presented a method called CRILM for context-aware missing data imputation that leverages pre-trained language models to generate meaningful, contextually relevant descriptors for missing data instead of relying on traditional numerical estimation. By transforming tabular data into natural language and fine-tuning lighter LLMs on these enriched datasets, CRILM effectively handles various missingness mechanisms (MCAR, MAR, and MNAR), and provides promising imputation performance. Fang et al. [2025b] proposed SPLLM, a spatiotemporal pretrained LLM designed for forecasting with missing values. SPLLM integrates a spatiotemporal fusion GCN module to extract spatial and temporal correlations, employs an FFN fine-tuning strategy to adapt pretrained LLMs to incomplete data, and uses a final fusion layer to combine learned and pretrained knowledge.

## 5.8 Other Imputation Methods

Some imputation methods fall outside the categories discussed in previous sections. For instance, Muzellec et al. [2020] proposed a method based on optimal transport [Villani et al., 2008]. Their core idea is that two randomly drawn batches from the same dataset should share the same distribution; this principle forms a loss function for imputation by matching distributions. Specifically, let  $\theta$  be the missing values of the incomplete dataset  $\tilde{\mathbf{X}}$ , the method solves the following problem

$$\underset{\theta}{\text{minimize}} \mathbb{E}_{\tilde{\mathbf{X}}_A, \tilde{\mathbf{X}}_B \sim \mathbf{X}} [\text{Sinkhorn}(\tilde{\mathbf{X}}_A, \tilde{\mathbf{X}}_B)] \quad (38)$$

where  $\tilde{\mathbf{X}}_A$  and  $\tilde{\mathbf{X}}_B$  are two batches drawn from  $\tilde{\mathbf{X}}$  and Sinkhorn is the Sinkhorn divergence [Genevay et al., 2018], an extension of the Wasserstein distance (see (46)). Two variants of (38) were also proposed in [Muzellec et al., 2020].

Inspired by [Muzellec et al., 2020], Zhao et al. [2023] proposed imputing missing values by transforming two sample batches into a latent space using deep invertible functions and then matching their distributions. Traditional missing data imputation methods are simple and flexible but require precise model specification, while deep generative approaches are efficient but harder to optimize and rely on stronger assumptions. Motivated by this, Jarrett et al. [2022] introduced HyperImpute, a framework that combines their strengths by adaptively configuring column-wise models. The proposed method is implemented with ready-to-use tools and validated through extensive experiments, demonstrating superior accuracy over benchmarks and reinforcing the effectiveness of iterative imputation.

Interestingly, Awan et al. [2022] proposed a reinforcement learning [Sutton et al., 1998, Kaelbling et al., 1996] method for missing data imputation, by learning a policy through an action-reward-based experience. The method was compared with a few baselines such as GAIN and showed competitive performance in the experiments. One limitation of the method is that it performs imputation for each variable separately and hence cannot effectively utilize the correlation between variables.

## 6 Missing Data Imputation for Special Data Format or Type

### 6.1 Tensor Completion

Tensors in this paper are referred to as multidimensional arrays [Kolda and Bader, 2009] that, as shown by Figure 9, generalize scalars, vectors, and matrices to higher dimensions. We denote  $\mathcal{X} \in \mathbb{R}^{n_1 \times n_2 \times \dots \times n_d}$  an order- $d$  or  $d$ -way real tensor. Higher-order ( $d \geq 3$ ) tensors widely exist in science and engineering. Examples of 3rd-order tensors include RGB images and hyperspectral images. Examples of 4th-order tensors include a batch of RGB images and videos. Examples of 5th-order tensors include 3D MRI over time and subjects.

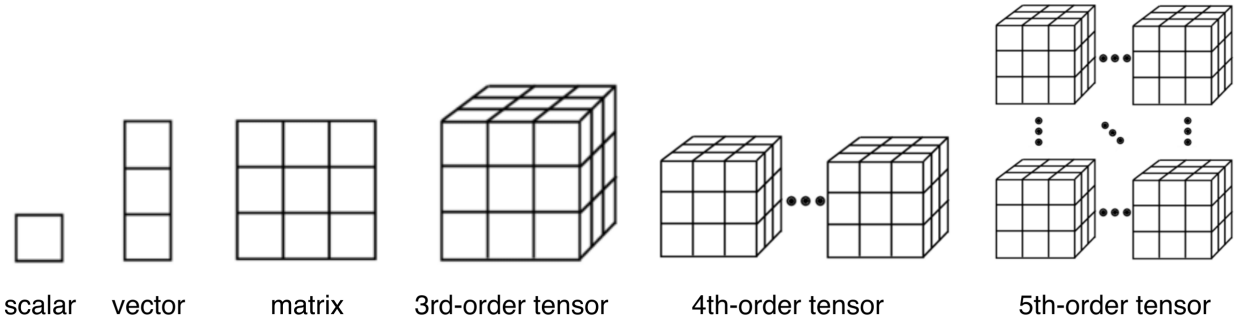


Figure 9: Toy examples of tensors. Each grid or cell denotes a scalar. Actually, it is impossible to directly visualize a 4th-order or higher-order tensor. Here we place different 3rd-order tensors in ‘different spaces’ to ease the visualization.

Tensor completion aims to recover the missing entries of a tensor satisfying some properties. Let  $\Omega$  be the set of locations of observed entries of  $\tilde{\mathcal{X}}$ . Tensor completion usually solves the following problem

$$\underset{\hat{\mathcal{X}}}{\text{minimize}} \frac{1}{2} \|\mathcal{P}_{\Omega}(\tilde{\mathcal{X}} - \hat{\mathcal{X}})\|_F^2 + \lambda \cdot R(\hat{\mathcal{X}}), \quad (39)$$

where  $R$  denotes a regularizer ensuring a certain property on  $\hat{\mathcal{X}}$ . Similar to matrix completion, the most common property used in tensor completion is the low-rankness. Low-rank tensor completion (LRTC), as a higher-order extension



of LRMC, has been extensively studied in the past decades. A naive approach to LRTC is to unfold a tensor to a matrix first and then perform LRMC or other missing data imputation methods [Liu et al., 2012]. However, unfolding will destroy the higher-order structure of tensors and lead to lower imputation performance. Yuan and Zhang [2016] pointed out that the unfolding-based tensor completion algorithms require much more observed entries for exact recovery than direct tensor completion without matricization.

LRTC methods can be organized into different categories according to the types of factorization models. Representative tensor factorization models include CP (CANDECOMP/PARAFAC) decomposition [Carroll and Chang, 1970], Tucker decomposition Tucker [1966], t-SVD decomposition [Kilmer and Martin, 2011], tensor train decomposition [Oseledets, 2011], and tensor ring decomposition [Zhao et al., 2016]. In this paper, we take the CP decomposition of a tensor  $\mathcal{X} \in \mathbb{R}^{n_1 \times n_2 \times \dots \times n_d}$  as an example:

$$\mathcal{X} \approx \sum_{i=1}^r \mathbf{a}_i^{(1)} \circ \mathbf{a}_i^{(2)} \circ \dots \circ \mathbf{a}_i^{(d)} \quad (40)$$

where  $\mathbf{a}_i^{(j)} \in \mathbb{R}^{n_j}$  is the  $i$ -th factor vector for mode  $j$  and  $\circ$  denotes the outer product. The CP rank of a tensor is defined as the minimum number of rank-one tensors that sum to  $\mathcal{X}$ :

$$\text{rank}(\mathcal{X}) = \min \left\{ r \in \mathbb{N} : \mathcal{X} = \sum_{i=1}^r \mathbf{a}_i^{(1)} \circ \mathbf{a}_i^{(2)} \circ \dots \circ \mathbf{a}_i^{(d)} \right\}.$$

It is known that the CP rank is NP-hard to compute.

CP decomposition based LRTC methods [Acar et al., 2011, Jain and Oh, 2014, Zhao et al., 2015, Liu and Moitra, 2020, Fan et al., 2023] often solve

$$\underset{\{\mathbf{a}_i^{(j)}\}}{\text{minimize}} \quad \frac{1}{2} \left\| \mathcal{P}_\Omega \left( \tilde{\mathcal{X}} - \sum_{i=1}^r \mathbf{a}_i^{(1)} \circ \mathbf{a}_i^{(2)} \circ \dots \circ \mathbf{a}_i^{(d)} \right) \right\|_F^2 + \lambda \cdot R(\{\mathbf{a}_i^{(j)}\}) \quad (41)$$

where the recovered tensor is  $\tilde{\mathcal{X}} = \sum_{i=1}^r \mathbf{a}_i^{(1)} \circ \mathbf{a}_i^{(2)} \circ \dots \circ \mathbf{a}_i^{(d)}$ . The nuclear norm [Friedland and Lim, 2018] of a tensor  $\mathcal{X}$ , though still NP-hard to compute, is defined as

$$\|\mathcal{X}\|_* = \inf \left\{ \sum_{i=1}^r |s_i| : \mathcal{X} = \sum_{i=1}^r s_i \mathbf{a}_i^{(1)} \circ \mathbf{a}_i^{(2)} \circ \dots \circ \mathbf{a}_i^{(d)}, \|\mathbf{a}_i^{(j)}\| = 1, r \in \mathbb{N} \right\}. \quad (42)$$

Based on the nuclear norm, a variant of (42) can be derived as

$$\underset{\{s_i, \mathbf{a}_i^{(j)}\}}{\text{minimize}} \quad \frac{1}{2} \left\| \mathcal{P}_\Omega \left( \tilde{\mathcal{X}} - \sum_{i=1}^r s_i \cdot \mathbf{a}_i^{(1)} \circ \mathbf{a}_i^{(2)} \circ \dots \circ \mathbf{a}_i^{(d)} \right) \right\|_F^2 + \lambda \cdot \|\mathbf{s}\|_1 \quad (43)$$

where  $\|\mathbf{a}_i^{(j)}\| = 1, i = 1, \dots, r, j = 1, \dots, d$ . Note that the  $\ell_1$  norm in (43) can be replaced by  $\ell_p$  quasi-norms, leading to tensor Schatten- $p$  quasi-norm regularized LRTC [Fan et al., 2023]. In [Bazerque et al., 2013, Cheng et al., 2016, Yang et al., 2016, Lacroix et al., 2018, Fan et al., 2023],  $s_i$  are absorbed into the factor vectors  $\mathbf{a}_i^{(j)}$ , which makes the optimization more efficient. In particular, [Fan et al., 2023] presented a class of tensor rank regularizers based on the Euclidean norms of the CP component vectors of a tensor and showed that these regularizers are monotonic transformations of tensor Schatten- $p$  quasi-norms. This connection enables us to minimize the Schatten- $p$  quasi-norm in LRTC implicitly on big tensors and provides an arbitrarily sharper rank proxy for low-rank tensor recovery compared to the nuclear norm.

The Tucker decomposition of a tensor  $\mathcal{X} \in \mathbb{R}^{n_1 \times n_2 \times \dots \times n_d}$  can be formulated as

$$\mathcal{X} \approx \mathcal{G} \times_1 \mathbf{U}^{(1)} \times_2 \mathbf{U}^{(2)} \times_3 \dots \times_d \mathbf{U}^{(d)} \quad (44)$$

where  $\mathcal{G} \in \mathbb{R}^{r_1 \times r_2 \times \dots \times r_d}$  is the core tensor (a compressed version of  $\mathcal{X}$ ),  $\mathbf{U}^{(j)} \in \mathbb{R}^{n_j \times r_j}$  is the factor matrix for mode  $j$  (analogous to singular vectors in matrix SVD), and  $\times_j$  denotes the mode- $j$  product (a tensor-matrix multiplication along mode  $j$ ). See [Kolda and Bader, 2009] for more details. The rank of  $\mathcal{X}$  based on Tucker decomposition is a tuple  $(r_1, r_2, \dots, r_d)$ , which is the size of the minimum core tensor  $\mathcal{G}$  ensuring equality in (44). Examples of Tucker decomposition-based LRTC methods are [Xu et al., 2013, Xu and Yin, 2013, Kressner et al., 2014, Kasai and Mishra, 2016, Xie et al., 2018, Kong et al., 2018].

For convenience, Table 4 summarizes tensor completion approaches based on different decomposition models. The table shows that only a few deep-learning-based methods exist. For instance, Fan [2022a] proposed a multi-mode

Decomposition model	Tensor completion papers
CP	[Acar et al., 2011, Jain and Oh, 2014, Zhao et al., 2015] [Cai et al., 2019, Liu and Moitra, 2020, Fan et al., 2023]
Tucker	[Gandy et al., 2011, Balazevic et al., 2019, Huang et al., 2015, Xie et al., 2018] [Chen et al., 2019, Pan et al., 2020, Tong et al., 2022, Wang et al., 2023a]
tensor-train/ring	[Bengua et al., 2017, Ding et al., 2019, Wang et al., 2017, Yuan et al., 2019] [Huang et al., 2020a, Qiu et al., 2022, Long et al., 2021]
t-SVD	[Zhang and Aeron, 2016, Lu et al., 2018, Zhang et al., 2020a, Jiang et al., 2020] [He et al., 2022, Wang et al., 2023b, Wu and Fan, 2024]
deep learning	[Liu et al., 2019a, Wu et al., 2019b, Chen and Li, 2020, Tillinghast et al., 2020] [Fan, 2022a, Ahn et al., 2024, Li et al., 2025b]

Table 4: Categorization of tensor completion methods

deep tensor factorization method for tensor completion and provided a generalization error analysis. Their idea is to perform further factorization on the Tucker factor matrices using neural networks. Separately, Ahn et al. [2024] proposed NeAT, which applies neural networks to each latent component in an additive fashion. This approach not only captures diverse patterns and complex structures in sparse tensors but also offers direct and intuitive interpretation by remaining close to the multi-linear tensor model.

The aforementioned models are for regular tensors, where every mode has a fixed size and all slices are aligned. However, there exist irregular tensors in real applications. For example, in a patient-time-feature tensor, each patient may have a different number of visits. In recent years, a few researchers have proposed irregular tensor decomposition and completion methods [Ren et al., 2020, Jang et al., 2022, Kwon et al., 2024, Xie et al., 2025, Han et al., 2025].

## 6.2 Link Prediction and Graph Completion

Given a graph  $G = (V, E)$ , link prediction is to use the observed nodes and topological structure to estimate whether an unobserved edge currently exists but is missing or will appear in the future. Specifically, let  $U = \{(u, v) \mid u, v \in V, u \neq v\}$  be the universal set of possible links, link prediction aims to find a scoring function  $s : V \times V \rightarrow \mathbb{R}$  that assigns a likelihood score to each node pair  $(u, v)$ , particularly those in  $U \setminus E$ . A higher score  $s(u, v)$  indicates a higher probability that a link should exist or will form between  $u$  and  $v$ . Link prediction finds applications in recommender systems, knowledge graph completion, etc. There are several review papers on link prediction [Hasan and Zaki, 2011, Wang and Liao, 2014, Martínez et al., 2016, Daud et al., 2020, Zhou, 2021, Kumar et al., 2020, Mi et al., 2025]. Martínez et al. [2016] partitioned link prediction methods into the following categories: 1) similarity-based methods; 2) probabilistic and statistical methods; 3) algorithmic methods; 4) preprocessing methods. In recent years, graph neural networks have shown promising performance in link prediction tasks [Zhang and Chen, 2018, Cai et al., 2021, Zhu et al., 2021, Wang et al., 2021b, Yun et al., 2021, Li et al., 2023b, Shomer et al., 2024], especially in the application of recommendation systems [He et al., 2020]. More recently, there have been a few attempts to extend large language models to link prediction [Shu et al., 2024, Bi et al., 2024, He et al., 2024].

Graph completion, which is more general than link prediction, aims to enrich the entire graph by adding not only edges but also missing nodes, attributes, or labels so that the resulting graph is more complete and useful for downstream tasks. A general graph is formulated as  $G = (V, E, \mathbf{X})$ , where  $\mathbf{X}$  denotes the matrix of node attributes. Graph completion may recover the missing edges as well as the missing values in  $\mathbf{X}$ , or predict where a new node should be inserted into the graph [Wu et al., 2023]. Within the tasks of graph completion, knowledge graph completion (KGC) is best known. KGC is the task of predicting missing facts in a knowledge graph, typically by inferring new relationships between entities to answer queries like (subject, predicate, ?) or (?, predicate, object). There have been many review papers on KGC [Chen et al., 2020, Shen et al., 2022, Zamini et al., 2022, Cai et al., 2022a, Liang et al., 2023, Li et al., 2025a]. In [Li et al., 2025a], KGC methods are organized into embedding-based methods, path-based methods, neural network-based methods, and LLM-based methods [Wang et al., 2022a, Wei et al., 2024, Xu et al., 2024a, Li et al., 2024a, Zhang et al., 2024b, Yao et al., 2025].

## 6.3 Time Series Imputation

The task of time series imputation is to recover the missing values in a single multivariate time series (e.g., a matrix  $\mathbf{X} \in \mathbb{R}^{d \times T}$ ) or a union of independent multivariate time series (e.g., a union of matrices  $\mathbf{X}_i \in \mathbb{R}^{d \times T_i}$ ,  $i = 1, \dots, K$ ).

Compared to the standard missing data imputation, time series data imputation should consider the auto-correlation, trend/seasonality, and lagged cross-correlation. Time-series imputation keeps critical real-time systems (power grids, ICU monitors, high-frequency trading) from blinding when sensors drop out, preventing cascading failures or false alarms. It also unlocks the full value of expensive historical records: satellite climate data, industrial IoT (internet of things) logs, retail POS streams so forecasting, digital twins and compliance audits can run on complete, audit-ready data instead of discarding gap-ridden sequences. Recent advances in time series imputation are based on recurrent neural networks [Cao et al., 2018] and diffusion models [Tashiro et al., 2021]. There have been a few review papers on time series imputation [Pratama et al., 2016, Weerakody et al., 2021, Ribeiro and de Castro, 2022, Zainuddin et al., 2022, Fang and Wang, 2020, Wang et al., 2024a, Qian et al., 2025]. In the past ten years, deep learning methods, especially deep generative models, have shown impressive performance in time-series imputation. Fang and Wang [2020] wrote a survey paper of deep learning-based imputation methods for time series [Luo et al., 2018, Gupta and Beheshti, 2020, Park et al., 2023]. Kazijevs and Samad [2023] focused on time series health data and provided a review with numerical comparisons for a few deep learning imputation methods. Jin et al. [2024] reviewed graph neural network-based methods for time series imputation. Du et al. [2024b] provides a standardized pipeline to evaluate imputation performance and offers a systematic way to adapt forecasting algorithms for imputation. It involved over 34,000 experiments, 28 algorithms, and 8 datasets.

#### 6.4 Online Imputation for Streaming Data

Online data imputation refers to the process of estimating and filling in missing values in a continuous, streaming data environment where new data arrives sequentially over time, and the imputation model must update its estimates incrementally without reprocessing the entire dataset. Compared to batch or offline imputation, online imputation should adapt and learn from new incomplete data dynamically. That means online imputation enables real-time decision-making, monitoring, and analytics in dynamic environments. To be more specific, suppose we have one observation  $\mathbf{x}_t \in \mathbb{R}^m$  at time point  $t$ , of which the missing entries are indicated by  $\omega_t \in \{0, 1\}^m$ . We need to construct a model  $\mathcal{M}_t$  to impute the missing values of  $\mathbf{x}_t$  using  $\{\mathbf{x}_1, \mathbf{x}_2, \dots, \mathbf{x}_{t-1}\}$  quickly, where  $\mathcal{M}_t$  evolves with  $t$  since the distribution of the complete data may change over time, usually slowly. Online missing data imputation finds critical applications in domains such as IoT and sensor networks [Deng et al., 2022], chemical process monitoring, financial trading [Nishanth and Ravi, 2013], and patient health monitoring.

A straightforward approach to adapting the aforementioned offline imputation methods for an online setting is to update the model incrementally, for instance via gradient descent, as new data arrives. Such an approach, however, requires careful design to be effective. Over the past decades, several online imputation algorithms have been proposed. For instance, Brand [2003] developed a fast online SVD revision method for missing data imputation, which was applied to collaborative filtering, allowing users to asynchronously join, add ratings, add movies, revise ratings, get recommendations, and delete themselves from the model. Balzano et al. [2010] provided an algorithm of online subspace tracking on incomplete data, which can be used for online missing data imputation. Ravi and Krishna [2014] developed an auto-associative neural network method for online missing data imputation. Guo [2015] developed an online LRMC method based on low-rank factorization. Devooght et al. [2015] developed an algorithm of dynamic matrix factorization for collaborative filtering. Fan and Udell [2019a] proposed an online KFMC method to recover high rank matrices online. Zhao et al. [2022] provided a Gaussian Copula-based online imputation algorithm for data of mixed types, including ordinal, boolean, and continuous variables. Fan [2022b] presented a dynamic nonlinear matrix completion for online data imputation based on fast eigenvalue decompositions of the kernel matrices constructed by a sliding window of the data stream. Liu et al. [2023b] proposed an online imputation algorithm that is able to handle binary, count and continuous variables simultaneously. Zhan et al. [2025b] developed a mask asymmetric transformer GAN for online imputation in edge computing.

#### 6.5 Categorical Data Imputation

Categorical data imputation [Van Buuren and van Rijckevorsel, 1992, Chen and Åstebro, 2003, Cranmer and Gill, 2013] is fundamentally more intricate than numerical data imputation due to the following reasons. First, unlike numerical variables, categorical data lack intrinsic ordering or meaningful distance, so mean-based or regression-style imputations are invalid and even model-based solutions must first convert categories to dummies whose continuous outputs then have to be rounded while preserving mutual exclusivity, a step that introduces bias. Second, missingness mechanisms are harder to specify or test for categorical data, since the unobserved truth is discrete. Lastly, categorical imputation is harder to evaluate: a single misclassification counts as a full error, so we must rely on high-variance metrics, like hit-rate, F1-score, or Cohen’s  $\kappa$  coefficient, instead of the stable RMSE/MAE used for numerical data.

Classical methods for categorical data imputation include kNN with Gower or Hamming distance [Schwender, 2012, Faisal and Tutz, 2022], CART (classification and regression trees [Breiman et al., 2017], MICE [van Buuren and

	1	2	3	4	5	6	7	8	9	10
tabular		?			?			?		
				?	?			?		
image	?		?				?			
			?				?	?		
text		?							?	?
		?			?					?

Figure 10: An intuitive example of multimodal data imputation (three modalities, ten subjects). Each cell represents a numerical (or categorical) value, an image, or text. The content in every cell marked by the red cross is missing.

Groothuis-Oudshoorn, 2011], and graphical models [Geng et al., 2003]. Akande et al. [2017] and Memon et al. [2023] conducted empirical comparisons of several classical methods for categorical data. Nishanth and Ravi [2016] proposed a probabilistic neural network for categorical data imputation. The method outperformed classical methods such as kNN. Note that by converting all categorical variables into numerical form using techniques like one-hot encoding, we can perform numerical imputation methods, especially those based on deep neural networks. It is also possible to use LLMs to impute categorical data, as discussed in Section 5.7.

## 6.6 Multimodal Data Imputation

Multimodal data, characterized by the integration of diverse data types such as images, text, tabular measurements, and graphs, is ubiquitous in modern artificial intelligence applications. Examples include electronic health records (EHRs) combining clinical measurements (tabular), medical notes (text), and X-ray images (vision); social media profiles with user demographics (tabular), posts (text), and profile pictures (vision); and product catalogs with specifications (tabular), descriptions (text), and customer interaction graphs. Learning from multimodal data is more effective than from a single modality [Ngiam et al., 2011, Baltrušaitis et al., 2018]. However, missing data in multimodal settings presents a uniquely complex challenge. The missingness can occur not only within individual features but across entire modalities for certain data instances. For instance, one patient in an EHR may have complete lab tests but no associated medical image, while another may have the reverse.

Figure 10 presents a toy example of multimodal data imputation. As can be seen, multimodal data imputation is significantly more intricate than unimodal imputation. The former may require an integration of multiple machine learning models or techniques, e.g., a combination of a convolutional neural network and a recurrent neural network for handling image and text simultaneously. Zhan et al. [2025a] provided a literature review on incomplete multimodal learning. It categorizes the related methods into two groups: internal information-based methods and external information-based methods. Since our paper focuses on missing data imputation, we here detail the internal information-based methods, particularly how to impute the multimodal data, without using any external information.

Tran et al. [2017] presented a multimodal imputation method based on a cascaded residual autoencoder. Shang et al. [2017] proposed combining GANs and AEs for multimodal imputation, where the AEs for different modalities share a common representation space to exploit cross-modal relationships. Chen et al. [2023] proposed a method that disentangles brain images into inter-modality relevant and intra-modality specific features, and uses knowledge distillation to impute missing modality representations, enabling multimodal Alzheimer’s disease diagnosis using only single-modality data at inference. Cohen Kalafut et al. [2023] developed a machine learning model based on joint VAEs for single-cell multimodal data imputation and embedding. Similarly, Tang et al. [2024] combined contrastive learning within modality-specific AEs for single-cell data imputation. More work about multi-omics data imputation can be found in [Du et al., 2022, Chandrashekar et al., 2023, Wang et al., 2024b, Jiang et al., Sadia and Cheng, 2025]. Poudel et al. [2025] proposed an imputation method for multimodal federated learning and evaluated it on three medical datasets containing text and image modalities. Hassanzadeh et al. [2025] provided a cycle-GAN imputation method for Alzheimer’s disease diagnosis based on two modalities. Zhang et al. [2025d] applied diffusion models to federated multimodal graph completion, utilizing image, text, and graph information simultaneously. There is additional work on handling multimodal data, primarily focused on heuristic-based applications such as medical diagnosis, which we will not elaborate on in this paper.

The principle followed by most multimodal data imputation methods is that different modalities are correlated or share some common information; otherwise, it is impossible to recover one modality from others. Specifically, let  $\mathbf{x}^{(j)} \in \mathcal{X}_j$  be the data of a subject or sample in modality  $j$ ;  $\mathbf{x}^{(j)}$  could be a vector, an image, a text, a graph, or a time series, etc, where  $j = 1, 2, \dots, M$  and  $M$  is the number of modalities. Let  $\mathbf{x} = (\mathbf{x}^{(1)}, \mathbf{x}^{(2)}, \dots, \mathbf{x}^{(M)})$  and let  $\mathcal{D} = \{\mathbf{x}_1, \mathbf{x}_2, \dots, \mathbf{x}_N\}$  be the whole dataset of the multimodal data consisting of  $N$  samples. Suppose  $\mathcal{D}$  is incomplete, where an  $\mathbf{x}_i^{(j)}$  may have some missing elements or is completely missing. Most deep learning-based missing data imputation methods we introduced in Section 5.6 can be extended to impute  $\mathcal{D}$ . For instance, here we consider an autoencoder-type imputation strategy. Let  $f : \mathcal{X}_1 \times \mathcal{X}_2 \times \dots \times \mathcal{X}_M \rightarrow \mathbb{R}^d$  be an encoder with  $M$  different types of input and  $g : \mathbb{R}^d \rightarrow \mathcal{X}_1 \times \mathcal{X}_2 \times \dots \times \mathcal{X}_M$  be a decoder. Then we have the following framework for multimodal data imputation:

$$\underset{f, g}{\text{minimize}} \quad \frac{1}{N} \sum_{i=1}^N \ell(\mathbf{x}_i, g(f(\mathbf{x}_i)) | \omega_i) \quad (45)$$

where  $\ell(\mathbf{x}, \hat{\mathbf{x}} | \omega)$  denotes a function to compare  $\mathbf{x}$  with its reconstruction  $\hat{\mathbf{x}}$  only at the observed locations indicated by  $\omega$ . It should be pointed out that  $\ell$  is not a simple loss function such as the square loss; it should be able to compare two images, two texts, or even two graphs;  $\ell$  itself could be a multimodal neural network, pretrained, or jointly optimized with  $f$  and  $g$ . This idea can be adapted to other approaches, such as GAN and diffusion models, to impute multimodal data.

## 7 Supervised and Unsupervised Learning on Incomplete Data

Missing data imputation often has a significant impact on downstream tasks such as classification and clustering, especially when the missing rates are high [Ghahramani and Jordan, 1995, Saar-Tsechansky and Provost, 2007, García-Laencina et al., 2009a]. Performing downstream task-agnostic imputation and then conducting the downstream task may not provide satisfactory performance. The conventional approach of employing task-agnostic imputation strategies followed by separate downstream analysis frequently yields suboptimal performance outcomes. To address the limitation of this two-stage approach, one may need to ensure that the assumption on the data distribution or structure is the same as that in the downstream task. Moreover, a few researchers proposed end-to-end approaches that integrate missing data imputation with downstream tasks.

### 7.1 Classification and Regression on Incomplete data

The best-known strategy for classification and regression on incomplete data is the EM algorithm [Dempster et al., 1977], which was introduced in Section 5.4. There have been more methods for classification and regression on incomplete data. García-Laencina et al. [2009a] reviewed different ways to handle missing data in classification tasks, grouping methods into categories like deleting incomplete cases, imputing (estimating) missing values, and using models that can work with incomplete data directly. The following discussion organizes the methods of classification and regression on incomplete data by model type, progressing from linear to non-linear.

**Linear Models on Incomplete Data** Williams et al. [2005] presented a logistic regression-based classification method for datasets with missing features, avoiding imputation by analytically integrating over the missing values using a Gaussian Mixture Model (GMM). Goldberg et al. [2010] concatenated the feature matrix and label matrix, treated the unknown labels as a part of missing values, and used low-rank matrix completion to predict the unknown labels directly, where the classifier is linear. Hazan et al. [2015] proposed an efficient, theoretically grounded algorithm that learns a linear classifier directly from incomplete data without requiring matrix completion. The method uses a kernel-based approach to embed observed data into a high-dimensional space, enabling competitive classification performance with the best possible linear classifier trained on full data, even when most features are missing.

**kNN on Incomplete Data** García-Laencina et al. [2009b] proposed a kNN method with mutual information for simultaneous classification and missing data imputation. Sell et al. [2024] introduced a nonparametric framework for classification problems in the presence of missing data and derived the minimax rate for the excess risk of classification. It also proposed a Hard-thresholding Anova Missing data (HAM) classifier based on kNN and a thresholding step.

**Tree Methods on Incomplete Data** Twala et al. [2008] proposed a method called MIA for handling missing data in decision trees by treating missingness as a separate, informative group during the splitting process. The authors demonstrated that MIA performs competitively with more complex methods like the EM-based method, while offering advantages in simplicity and computational efficiency. Hapfelmeier et al. [2014] introduced a new variable importance

measure that is applicable to data with or without missing values, thereby enabling the use of random forests on incomplete datasets.

**Kernel Machine on Incomplete Data** Smola et al. [2005] introduced a framework for handling missing data in kernel methods like Support Vector Machines (SVM) [Boser et al., 1992] and Gaussian Processes [Williams and Rasmussen, 1995] by modeling them as estimation problems within exponential families. The key idea is to treat estimation with missing variables as a problem of computing marginal distributions, which leads to non-convex optimization problems. Chechik et al. [2006] developed a max-margin classifier that works directly with incomplete data, avoiding the need for a separate imputation step. Their method uses a geometry-based approach with different optimization strategies for separable and non-separable cases. Fan et al. [2020a] proposed to use polynomial matrix completion to do nonlinear classification on incomplete data, showing improved performance compared to the method of [Goldberg et al., 2010], SVM, and LRMC+SVM.

**Deep Learning on Incomplete Data** Although deep learning-based imputation methods (Section 5.6) are often adaptable to joint imputation and classification, some research focuses specifically on classification without imputation or prioritizes the supervised learning objective. For instance, Ghorbani and Zou [2018] proposed an embedding approach to learn representations for missingness in parallel with the network’s prediction task. The approach bypasses the need to impute the missing attributes. For incomplete image classification, Danel et al. [2020] proposed to convert images with missing values to graphs, and then use GCN to do graph classification, which avoids imputation. Chang et al. [2022] presented GapNet, a neural network method that can be applied to highly incomplete medical datasets. Kim et al. [2023] developed a probabilistic framework for classifying multivariate time series data with missing values by combining a deep generative model for imputation with a classifier. To prevent the model from taking the easy way out and ignoring the imputed values, the authors introduce a novel regularization technique called ‘obsdropout’, which randomly drops observed values during training to force the classifier to rely more on the generated imputations.

## 7.2 Clustering on Incomplete Data

Clustering is an unsupervised learning task. Therefore, handling missing data in clustering is more challenging than in classification and regression. In recent decades, many clustering algorithms have been proposed. Typical clustering algorithms include k-means [Ball and Hall, 1965, Ikotun et al., 2023], DBSCAN [Ester et al., 1996], Gaussian mixture models, spectral clustering [Shi and Malik, 2000, Ng et al., 2001], subspace clustering [Parsons et al., 2004, Elhamifar and Vidal, 2013], and deep learning-based clustering [Xie et al., 2016a, Ji et al., 2017, Cai et al., 2022b, Ren et al., 2024b]. When the data are incomplete, we can use some missing data imputation methods to fill the missing values and then perform these clustering algorithms. However, such a two-stage approach may not work well if the imputation algorithm does not align with the cluster structure in the data. There have been a few efforts in designing more effective approaches for clustering on incomplete data.

**K-means Clustering on Incomplete Data** Sarkar and Leong [2001] proposed an algorithm for fuzzy k-means on incomplete data, where the missing values are repaired incrementally in each iteration. Wagstaff [2004] presented a method for encoding partially observed features as a set of supplemental soft constraints and introduced an algorithm of k-means with soft constraints, which incorporates constraints into the clustering process, thereby eliminating the need for imputation. Chi et al. [2016] developed an algorithm called k-POD for k-means with missing data. k-POD minimizes the sum of the squared differences between the data and the centers over the observed entries only, remaining unhindered by the need for accurate imputations. Wang et al. [2019] proposed a variant of k-means that unifies clustering and imputation into one single objective, where missing values are optimized dynamically. The method outperformed k-means with kNN, EM, and mean imputations on a few datasets. Armah and Melnykov [2024] extended the idea to k-means with the Mahalanobis distance. There are also studies on kernel k-means for incomplete data such as [Liu et al., 2020] and Gaussian mixture models with missing data [Zhang et al., 2021a].

**Spectral Clustering on Incomplete Data** Spectral clustering first constructs the similarity matrix and then performs k-means on the representations given by the eigenvalue decomposition of the Laplacian matrix [Ng et al., 2001]. A simple strategy to handling missing data is computing the similarity between two data points using only the observed values, especially when the Gaussian kernel is used. However, this may not work well when the missing rate is high. Løkse et al. [2017] developed a robust kernel function that is specifically designed to handle incomplete data and applied it to spectral clustering. Chen et al. [2024a] presented a spectral embedding fusion method for incomplete multi-view clustering. Wen et al. [2022] wrote a survey paper of incomplete multi-view clustering, which included a few extension methods of spectral clustering for incomplete data. Yu et al. [2023] proposed an imputation-free framework with two approaches to improving spectral clustering on incomplete data. The first approach is based on

a kernel correction method that finds the best positive semi-definite approximation for the kernel matrix estimated on incomplete data. The second one is an extension of the first one, by using kernel self-expressive learning.

**Subspace Clustering on Incomplete Data** Most subspace clustering methods can be organized into two categories. The first category is based on learning the subspaces directly [Bradley and Mangasarian, 2000, Fan, 2021], while the second category is based on self-expressive models [Elhamifar and Vidal, 2013] followed by spectral clustering. Yang et al. [2015] developed two methods for subspace clustering on incomplete data. The first one generalizes the sparse subspace clustering algorithm so that it can obtain a sparse representation of the data using only the observed entries. The second one estimates a suitable kernel matrix by assuming a random model for the missing entries and obtains the sparse representation from this kernel. Pimentel-Alarcón et al. [2016] also proposed two methods for subspace clustering on incomplete data: (a) group-sparse subspace clustering (GSSC), which is based on group-sparsity and alternating minimization, and (b) mixture subspace clustering (MSC), which models each data point as a convex combination of its projections onto all subspaces in the union. Pimentel-Alarcon and Nowak [2016] analyzed the information-theoretic requirements of subspace clustering with missing data. Fan and Chow [2017c] proposed to alternately compute the matrix of sparse representation coefficients and recover the missing entries of a data matrix. In particular, the algorithm recovers missing entries by minimizing the representation coefficients, representation errors, and matrix rank. Tsakiris and Vidal [2018] provided theoretical guarantees for sparse subspace clustering [Elhamifar and Vidal, 2013] with incomplete data, showing that projecting the zero-filled data onto the observation pattern of the point being expressed can lead to substantial improvement in performance. Lane et al. [2019] provided a comprehensive comparison of methods for subspace clustering with missing data. Wang et al. [2020a] proposed a method for incomplete cross-modal subspace clustering. Liu et al. [2021] developed an algorithm for self-representation subspace clustering on incomplete multi-view data. Soni et al. [2025] proposed to dynamically determine a set of candidate subspaces and optimally assign points to selected subspaces. The empirical study showed that the proposed approach can achieve high clustering accuracy even when the data are high rank, the percentage of missing data is high, or the subspaces are similar.

**Deep Clustering on Incomplete Data** de Jong et al. [2019] developed a variational deep embedding model for clustering of multivariate clinical patient trajectories with missing values. Wen et al. [2020] proposed a deep learning model for incomplete multi-view clustering. Xu et al. [2024b] provided a deep variational incomplete multi-view clustering algorithm that is able to explore shared clustering structures of incomplete data from different views. More work on deep clustering with missing data can be found in [Zhao et al., 2018, Wen et al., 2021, Xu et al., 2022, Lin et al., 2022, Tang and Liu, 2022].

### 7.3 Anomaly/Outlier/Novelty Detection on Incomplete Data

Anomaly detection [Chandola et al., 2009], sometimes known as outlier detection [Boukerche et al., 2020], novelty detection [Pimentel et al., 2014], or even fault detection (in the manufacturing industry) [Venkatasubramanian et al., 2003], is usually an unsupervised learning task that aims to identify the samples deviating from common patterns. Typical algorithms include kernel density estimation, one-class SVM [Schölkopf et al., 1999], Isolation Forest [Liu et al., 2008], Deep SVDD [Ruff et al., 2018], etc. Note that most of the dimensionality reduction methods [Van Der Maaten et al., 2009], such as PCA [Abdi and Williams, 2010], KPCA [Schölkopf et al., 1998], and autoencoder [Hinton and Salakhutdinov, 2006], can be used for anomaly detection or outlier detection. More papers about anomaly detection, especially those based on deep learning, can be found in [Pang et al., 2021].

Zemicheal and Dietterich [2019] evaluated the detection performance of a few anomaly detection methods combined with different data imputation techniques. The experimental results showed that implementations contribute positively to the detection performance of unsupervised anomaly detection methods on incomplete data. Fan et al. [2022] investigated statistical process monitoring in the presence of missing data and introduced a fast incremental nonlinear matrix completion technique for online and sequential imputation. Xu and Xie [2021] developed ECAD, a method tailored for incomplete spatio-temporal data like traffic flow sequences, while Ma et al. [2021] utilized Probabilistic Principal Component Analysis (PPCA) to recover missing values and identify anomalies. Sarda et al. [2023] conducted a comparative analysis of existing unsupervised anomaly detection techniques applied to GAN-imputed datasets. These approaches follow a two-stage framework, in which the imputation models are trained exclusively on normal data or datasets with very few unlabeled outliers. Consequently, when applied to abnormal data during inference, the imputation model tends to reconstruct missing values based on learned normal patterns, thereby making anomalies appear more normal and reducing detection accuracy.

Xiao and Fan [2024] proposed an end-to-end method called ImAD for unsupervised anomaly detection in the presence of missing values. It integrates data imputation with anomaly detection into a unified optimization objective and automatically generates pseudo-abnormal samples to alleviate the imputation bias. They also proved the effectiveness

of ImAD theoretically. Zhang et al. [2025f] proposed an anomaly detection method for incomplete time series that flags unusual patterns by checking how consistently a two-step, patch-based imputation network fills the same series under different random masks.

#### 7.4 Other Tasks on Incomplete Data

Beyond the tasks discussed above, numerous other applications require careful handling of missing data. For brevity, we summarize key references in Table 5 without further elaboration.

Task	Papers
dimensionality reduction	[Sanguinetti and Lawrence, 2006, Nguyen and Torre, 2008, Hu et al., 2010] [De Bodt et al., 2018, Gilbert and Sonthalia, 2018, Ling et al., 2021, Yan et al., 2024]
change point detection	[Xie et al., 2012b, Londschieen et al., 2021, Zhao et al., 2022, Follain et al., 2022] [Liu and Safikhani, 2025, Xu et al., 2025, Enikeeva and Klopp, 2025]
causal inference & discovery	[Kallus et al., 2018, Yang et al., 2019, Tu et al., 2019, Nguyen and Gouno, 2020] [Wang et al., 2020b, Huang et al., 2020b, Hillis et al., 2021] [Gao et al., 2022, Levis et al., 2025, Landsiedel et al., 2025]
reinforcement learning	[Yamaguchi et al., 2020, Mei et al., 2023, Chasalow et al., 2025]

Table 5: Other tasks on incomplete data

## 8 Theoretical Guarantees for Missing Data Imputation

Most research on missing data imputation is empirical, as providing theoretical guarantees for complex models is highly challenging. Specifically, it is difficult to ensure the accurate recovery of missing values or the convergence to optimal parameters. Existing theoretical analyses can be broadly categorized into three types: guarantees for effective parameter estimation, exact recovery of missing values, and generalization error bounds.

### 8.1 Effective Parameter Estimation

Dempster et al. [1977] proved that the EM algorithm for handling missing data converges to a local maximum point of the likelihood function. Although this does not directly guarantee accurate missing data imputation, it guarantees the effectiveness of the EM algorithm in estimating the parameters of many models such as mixture models and robust regression. Chandrasekher et al. [2020] studied the problem of single imputation for high-dimensional sparse linear regression and obtained optimal consistency rates of both the LASSO [Ranstam and Cook, 2018] and the square-root LASSO without modification. Bertsimas et al. [2024] studied the performance of impute-then-regress pipelines by contrasting theoretical and empirical evidence. It established the asymptotic consistency of such pipelines for a broad family of imputation methods and showed that mean-impute is asymptotically optimal. Verchand and Montanari [2024] presented an asymptotically exact characterization of the risk of ridge-regularized logistic regression when the observed covariates stem from a Gaussian error-in-variables model.

### 8.2 Exact Recovery Guarantee

Candès and Recht [2009] proved that a rank- $r$  matrix of size  $n \times n$  can be recovered exactly via nuclear norm minimization when the number of observed entries (sampled uniformly at random) is larger than  $Cn^{1.2}r \log n$  for some positive numerical constant  $C$ . The bound was further extended or improved by a few studies such as [Candes and Plan, 2010, Chen et al., 2014]. Regarding the low-rank factorization model for matrix completion, nonconvex but more efficient than nuclear norm minimization, a few scholars proposed alternating minimization and gradient descent algorithms that can exactly recover low-rank matrices [Keshavan, 2012, Jain et al., 2013, Hardt, 2014, Sun and Luo, 2015]. Compared to low-rank matrix completion, exact recovery guarantees for low-rank tensor completion is more difficult to obtain. Nevertheless, there have been a few guaranteed algorithms for tensor completion under CP decomposition [Krishnamurthy and Singh, 2013, Mu et al., 2014, Jain and Oh, 2014, Potechin and Steurer, 2017, Liu and Moitra, 2020], Tucker decomposition [Huang et al., 2014], and t-SVD [Zhang and Aeron, 2016].



### 8.3 Generalization Error Bound

Most of the missing data imputation methods train a model using the observed values and then use the model to predict the missing values. Therefore, it is important to understand the gap between the training error (for observed values) and the expected error (for missing values). The gap is usually related to the number of observed values and the property of the imputation model. A small gap means that the model has a strong generalization ability. Generalization analysis is a typical topic in the area of learning theory.

Srebro and Shraibman [2005] analyzed the generalization error bounds of rank, nuclear norm, and max-norm constrained matrix completion methods under a uniform sampling distribution. Shamir and Shalev-Shwartz [2014] provided a generalization bound for matrix completion with nuclear norm minimization under a milder assumption. [Negahban and Wainwright, 2012, Fan et al., 2019] analyzed the recovery error bound for Schatten- $p$  quasi-norm based matrix completion. Fan [2022a] provided generalization bounds for deep matrix and tensor factorization models on incomplete data. Fan et al. [2023] analyzed the generalization bounds of Schatten- $p$  norm minimization for LRTC and showed that for LRTC with Schatten- $p$  quasi-norm regularizer on  $d$ -order tensors,  $p = 1/d$  is always better than any  $p > 1/d$  in terms of the generalization ability. Wu and Fan [2024] analyzed the generalization bound of total-variation regularized tensor completion. Ledent and Alves [2024] provided a tighter bound for matrix completion with Schatten- $p$  quasi-norm constraint.

## 9 Benchmarks, Toolboxes, and Evaluation Metrics

### 9.1 Benchmarks and Toolboxes

Despite the extensive literature on missing data imputation, comprehensive toolboxes and benchmarks remain relatively limited. Several studies have sought to fill this gap. For instance, Folch-Fortuny et al. [2016] provided a MATLAB toolbox for missing data imputation and the imputation methods are mainly based on PCA and linear regression. Josse and Husson [2016] developed an R package for handling missing data. It includes principal component analysis for continuous variables, multiple correspondence analysis for categorical variables, factorial analysis on mixed data for both continuous and categorical variables, and multiple factor analysis for multi-table data. Rubinsteyn and Feldman [2020] developed fancyimpute, a Python toolbox of missing data imputation, that included simple imputation, kNN, and a few LRMC methods. Woźnica and Biecek [2020] evaluated the empirical effectiveness of 7 imputation algorithms for 5 predictive models (logistic regression, classification tree, random forest, etc.) on 13 datasets. Jäger et al. [2021] compared 6 imputation methods on 69 datasets under MCAR, MAR, and MNAR missingness patterns (with different missing rates) and evaluated by regression and classification downstream tasks. Miao et al. [2022] experimentally compared 19 imputation algorithms on 15 real-world benchmark datasets. Perez-Lebel et al. [2022] compared 6 imputation methods in 10 classification and 3 regression tasks on 4 publicly available health databases. Pereira et al. [2024] tested 6 imputation methods in an experimental setup that covers 10 datasets and 5 missingness levels (10% to 80%) in different MNAR settings. Empirically, they found that, for most missing rates and datasets, multiple imputation by chained equations performed best, whereas autoencoders showed promising results at higher missingness rates. Cabrera-Sánchez et al. [2024] provided a comparison of classical and deep learning imputation methods on 21 heterogeneous datasets in various areas. Pons-Suñer et al. [2024] developed a toolbox to assess the reliability of various imputation methods, select the best imputer for any feature or group of features, and filter out features that do not meet quality criteria. Toye et al. [2025] evaluated 12 imputation methods on two time-series datasets only. Richter et al. [2025] proposed ImputeBenc, which includes 4 imputation methods only, though more methods can be inserted into the workflow. There are more benchmarking papers on missing data imputation, most of which focus on specific data types or problems. For convenience, we summarize those published after 2020 in Table 6.

### 9.2 Evaluation Metrics

The evaluation metrics for missing data imputation can be organized into four groups, shown in Table 7. The first group is composed of various imputation errors, based on the difference between the imputed value and the true value. Let  $x_{i,j}$  and  $\hat{x}_{i,j}$  be the true value and imputed value respectively, where  $(i,j) \in \Omega$  and  $\Omega$  denotes the index set of all missing values. The mean absolute error is defined as  $\text{MAE} := \frac{1}{|\Omega|} \sum_{(i,j) \in \Omega} |x_{i,j} - \hat{x}_{i,j}|$ . Similarly, the root mean square error is  $\text{RMSE} := \sqrt{\frac{1}{|\Omega|} \sum_{(i,j) \in \Omega} (x_{i,j} - \hat{x}_{i,j})^2}$ . MAE is less sensitive to outliers than RMSE. It is worth noting that both MAE and RMSE cannot be compared across different datasets unless the data in each dataset are standardized. For instance, when the data are standardized into  $[0, 1]$ , we can compare the imputation difficulty between two datasets. One common limitation of MAE and RMSE is that they cannot indicate how large the imputation error is relative to the ground truth; although standardization to  $[0, 1]$  helps, it is still sensitive to outliers. Therefore,

Reference	Field	No. of methods	No. of datasets
[Woźnica and Biecek, 2020]	general	7	13
[Jäger et al., 2021]	general	6	69
[Ahn et al., 2022]	time series	6	4
[Miao et al., 2022]	general	19	15
[Perez-Lebel et al., 2022]	healthcare	6	4
[Sun et al., 2023]	general	6	10
Kazijevs and Samad [2023]	time series	7	5
[Pereira et al., 2024]	general	6	10
[Cabrera-Sánchez et al., 2024]	general	8	21
[Gama et al., 2024]	geological	8	3
[Prakash et al., 2024]	health survey	4	10
[Gendre et al., 2024]	biological	6	2
[Du et al., 2024b]	time series	28	8
[Toye et al., 2025]	time series	12	2
[Zhang et al., 2025c]	healthcare	5	3
[Richter et al., 2025]	general	4	–

Table 6: Literature on missing data imputation benchmarks (2020-present)

we should use the relative MAE and relative RMSE, defined as  $rMAE := \sum_{(i,j) \in \Omega} |x_{i,j} - \hat{x}_{i,j}| / \sum_{(i,j) \in \Omega} |x_{i,j}|$  and  $rRMSE := \sqrt{\sum_{(i,j) \in \Omega} (x_{i,j} - \hat{x}_{i,j})^2 / \sum_{(i,j) \in \Omega} x_{i,j}^2}$ , respectively.

The second group is based on distance metrics between distributions such as the Wasserstein distance (WD) [Villani et al., 2008] and maximum mean discrepancy (MMD) [Gretton et al., 2012]. Let  $\mathbf{X} \in \mathbb{R}^{d \times n_x}$  and  $\mathbf{Y} \in \mathbb{R}^{d \times n_y}$  be two discrete distributions in  $\mathbb{R}^d$ ,  $WD_2$  (Wasserstein-2 distance) is calculated by

$$WD_2^2(\mathbf{X}, \mathbf{Y}) := \min_{\mathbf{P} \in \Pi(\mathbf{a}, \mathbf{b})} \sum_{i=1}^{n_x} \sum_{j=1}^{n_y} P_{ij} \|x_i - y_j\|^2 \quad (46)$$

where  $\mathbf{a} \in \mathbb{R}^{n_x}$  and  $\mathbf{b} \in \mathbb{R}^{n_y}$  are the probability weights vectors often set as  $a_i = 1/n_x$  and  $b_j = 1/n_y$ . MMD is defined by

$$MMD^2(\mathbf{X}, \mathbf{Y}) := \frac{1}{n_x^2} \sum_{i=1}^{n_x} \sum_{j=1}^{n_x} k(\mathbf{x}_i, \mathbf{x}_j) + \frac{1}{n_y^2} \sum_{i=1}^{n_y} \sum_{j=1}^{n_y} k(\mathbf{y}_i, \mathbf{y}_j) - \frac{2}{n_x n_y} \sum_{i=1}^{n_x} \sum_{j=1}^{n_y} k(\mathbf{x}_i, \mathbf{y}_j) \quad (47)$$

As can be seen, the computations of WD and MMD are much more time-consuming than the imputation errors, but they can be applied to cases where the ground truth of the missing values is not available. For example, let  $\tilde{\mathbf{X}}_a$  be an incomplete data matrix, for which the ground truth of the missing values is not available. Let  $\hat{\mathbf{X}}_a$  be the imputed data matrix given by some imputation method. If there is another complete data matrix  $\mathbf{X}_b$  from the same distribution as  $\mathbf{X}_a$ , we can measure the WD between  $\hat{\mathbf{X}}_a$  and  $\mathbf{X}_b$ , where a smaller WD means a better imputation performance. WD has been utilized in a few papers such as [Muzellec et al., 2020, Jarrett et al., 2022].

The third group of evaluation metrics assesses performance on downstream tasks specifically regression, classification, and clustering. For regression, the most common measures are the Mean Absolute Error MAE and RMSE. For classification, standard metrics include accuracy, precision, recall, F1-score, AUROC, and AUPRC; Grandini et al. [2020] provided a comprehensive survey of these measures. Clustering metrics fall into two families: internal indices, which do not require ground-truth labels (e.g., the DaviesBouldin index and Silhouette coefficient), and external indices, which do (e.g., clustering accuracy, normalized mutual information (NMI), and the adjusted rand index (ARI)).

It is also important to compare the theoretical space and time complexity, as well as the empirical running time of different imputation methods, especially when dealing with large-scale datasets that involve a high number of features or samples. Additionally, the number of hyperparameters should be taken into account, as hyperparameter tuning can be particularly challenging and time-consuming in real-world applications.

Group	Metric
imputation error	mean absolute error (MAE) root mean absolute error (RMSE) relative MAE relative RMSE
distribution distance	Wasserstein distance (WD) maximum mean discrepancy (MMD)
downstream performance	regression metrics (e.g., MAE, RMSE) classification metrics (e.g., precision, recall, AUROC) clustering metrics (e.g., NMI, ARI) others
complexity	space complexity time complexity running time number of hyperparameters

Table 7: Evaluation metrics in handling missing data

## 10 Challenges and Future Directions

### 10.1 Model Selection and Hyperparameter Tuning for Missing Data Imputation

Hundreds of missing data imputation methods have been proposed and no single method performs the best in all cases. The reason is that different imputation methods usually rely on different assumptions about the data. For instance, low-rank matrix completion assumes low-rankness in the data matrix and will not perform well on high-rank matrices; autoencoder-based imputation methods assume that the data are lying on a low-dimensional manifold and will not work well when the data structure is more complex; kNN imputation, though nonparametric, is not effective on high-dimensional data and high-missing-rate cases; missForest, also nonparametric, is time-consuming for high-dimensional data and cannot provide extrapolated values. Therefore, it is necessary and important to select the most appropriate method or model for each dataset.

Method or model selection for missing data imputation is challenging. Almost every imputation method has at least one hyperparameter and the best values for the hyperparameters vary across different datasets. For each dataset, we need to split it into two subsets, one for training and the other for validation, to find the best hyperparameters. This will be time-consuming when the number of hyperparameters is large and the imputation method has a high-time complexity. For instance, for a deep learning-based imputation method, we need to determine the number of layers of the neural network, the width of each layer, the learning rate, the number of iterations, the coefficient of weight decay, and algorithm-specific hyperparameters; if each has 4 candidate values, we need to use grid search over at least 4096 combinations, meaning training 4096 neural networks, which is extremely costly when the dataset is large. To accelerate the hyperparameter tuning, we may use more effective strategies such as Bayesian optimization [Snoek et al., 2012] or other automated machine learning (AutoML) techniques [Hutter et al., 2019] instead of grid search. Although some works, such as [Jarrett et al., 2022], have used AutoML to tune the hyperparameters of imputation methods, the related studies are limited, and there is a large room for improvement. Future work may consider the following points:

- Develop hyperparameter-free or hyperparameter-light imputation methods
- Develop more advanced nonparametric imputation methods
- Establish AutoML specifically tailored for missing data imputation
- Use domain knowledge or historical datasets to accelerate model selection and hyperparameter tuning

### 10.2 Privacy Protection in Missing Data Imputation

Data privacy is the cornerstone of trustworthy data science: without it, individuals can be re-identified from supposedly anonymized models, exposing medical records, financial details, or location histories. For missing data imputation, we also need to consider the problems of data leakage and privacy protection. Privacy-preserving techniques like differential privacy [Dwork, 2006] and federated learning [Kairouz et al., 2021] enable organizations to unlock collective

insights across silos think hospitals training shared cancer-detection models without ever moving patient data turning privacy from a legal checkbox into a competitive advantage. In federated-learning scenarios, the training data are distributed across multiple clients, and any sharing or transmission between clients or between a client and the central server, if one exists is forbidden, thereby protecting data privacy to some extent. This protection is often further strengthened by differential privacy, with a trade-off between accuracy and privacy.

Recently, there have been a few studies considering federated learning for missing data imputation [Li et al., 2021, Abbasi et al., 2023, Lian et al., 2025, Fang et al., 2025a, Li et al., 2025c], but there are still a few challenges.

- It is difficult to extend nonparametric imputation methods such as kNN and tree-based methods to federated learning scenarios [Zhang et al., 2024a, Li et al., 2020]. For example, regarding kNN, we cannot directly compute the distance between two data points located on different clients.
- The theoretical analysis for the trade-off between accuracy and privacy of federated imputation methods, especially when the missing mechanism is not MCAR, is limited.
- In some scenarios, the attributes are distributed across different clients, and the correspondence of their data indices is only partially known or even completely unknown, posing a major challenge for missing-data imputation.

Subsequent research is encouraged to systematically tackle these open issues.

### 10.3 Extensive and Fair Numerical Comparison of Missing Data Imputation Methods

As highlighted in Section 9.1, the current benchmarks for missing-data imputation are inadequate. The studies surveyed in Table 6 either evaluate only a handful of imputation techniques or rely on a very limited number of datasets. Furthermore, several methods have never been subjected to systematic numerical comparison. For example, nearly every paper that proposes a new imputation technique omits any comparison with state-of-the-art matrix-completion algorithms. To address these shortcomings, we propose the following two directions:

- Conduct a large-scale empirical study that compares more than 30 imputation algorithms on over 100 datasets drawn from a wide range of domains. The evaluation must cover multiple missingness mechanisms, varying missing-rate regimes, and extensive hyper-parameter tuning for every method.
- Assess the utility of sophisticated imputation techniques for downstream analyses, benchmarking them against end-to-end learning approaches that operate directly on incomplete data.

### 10.4 Pretrained and Universal Models for Missing Data Imputation

In recent years, pretrained models, such as BERT [Devlin et al., 2019], CLIP [Radford et al., 2021], and GPTs [Achiam et al., 2023], have become the centerpiece of AI research, delivering breakthrough performance on a wide spectrum of real-world problems. A pretrained model is a large neural network whose parameters have already been learned from massive, general-domain data: text, images, audio, protein sequences, or code so it arrives packed with broad patterns and world knowledge; instead of training from scratch, practitioners simply fine-tune or prompt it with a handful of examples, slashing data, compute, and time by orders of magnitude. It is natural to consider using pretrained models in missing data imputation or even establishing a universal model for missing data imputation. Here, a universal model for missing data imputation refers to one that, once well trained, can impute missing values for any dataset or at least a broad class of datasets from different domains without requiring further tuning or with only light fine-tuning.

As discussed in Section 5.7, a few scholars have explored the use of LLMs to assist in missing data imputation [Huang and Hao, 2024, Hayat and Hasan, 2024, Fang et al., 2025b] and achieved some inspiring results in general missing data imputation tasks. However, there are still limitations:

- The performance improvements given by LLM-assisted imputation methods over conventional imputation methods are not significant or haven't been sufficiently verified. It is necessary to systematically compare LLM-assisted imputation methods with state-of-the-art imputation methods on diverse datasets.
- Since existing methods heavily rely on the textualization strategy for the tabular data or other data types, it is important to invent more elegant textualization strategies. It is also interesting to use LLM to improve missing data imputation without textualization.
- A versatile or universal model for missing data imputation does not necessarily rely on LLMs. It is possible to invent new neural network architectures for missing data imputation.

## 11 Conclusion

Missing data is a pervasive challenge across a wide spectrum of scientific and engineering disciplines, from social science and healthcare to bioinformatics, e-commerce, and industrial monitoring. This review has provided a comprehensive and interdisciplinary overview (involving more than 500 references) of the theories, methodologies, and applications of missing data imputation, aiming to bridge the gaps between different research communities and foster cross-domain innovation.

We began by introducing the fundamental concepts of missing data, including the mechanisms of missingness MCAR, MAR, and MNAR and the distinction between single and multiple imputation. We also discussed the diverse goals of imputation, whether as a preprocessing step, a final objective (as in recommendation systems or image inpainting), or a cost-reduction strategy. The review systematically categorized and examined a broad range of imputation methods, from classical approaches such as mean imputation, regression, hot-deck, and likelihood-based methods, to modern techniques including low-rank and high-rank matrix completion, tensor completion, and a variety of deep learning models. Notably, we highlighted the growing role of autoencoders, generative adversarial networks, normalizing flows, diffusion models, and graph neural networks in handling complex and high-dimensional incomplete data. More recently, the emergence of large language models has opened new avenues for semantic-aware imputation, particularly for categorical and mixed-type data. Furthermore, we explored how missing data imputation interacts with downstream tasks such as classification, clustering, and anomaly detection, emphasizing the importance of integrated or end-to-end approaches that jointly optimize imputation and task performance. Theoretical guarantees including parameter estimation consistency, exact recovery conditions, and generalization bounds were also reviewed to provide a rigorous foundation for evaluating imputation methods.

Despite significant advances, several challenges remain. Model selection and hyperparameter tuning are often cumbersome and dataset-specific, necessitating more automated and adaptive solutions. Privacy concerns in sensitive domains like healthcare call for the integration of federated learning and differential privacy into imputation pipelines. Moreover, while pretrained and universal models (including LLMs) show promise for general-purpose imputation, their performance gains over traditional methods require further validation, and more efficient adaptation strategies are needed. Looking forward, we anticipate that future research will focus on developing more robust, scalable, and interpretable imputation systems that can handle diverse data types and missingness patterns across domains. The integration of domain knowledge, the advancement of federated and privacy-preserving imputation, and the pursuit of universal imputation models represent exciting directions that will further solidify the role of missing data imputation as a cornerstone of reliable data science and artificial intelligence.

## Acknowledgements

I sincerely thank the researchers in all areas covered by this review. I have striven to be comprehensive, but I extend my apologies to any authors whose valuable work I may have inadvertently overlooked.

## References

- Ahmed Ali Abbasi, Shana Moothedath, and Namrata Vaswani. Fast federated low rank matrix completion. In *2023 59th Annual Allerton Conference on Communication, Control, and Computing (Allerton)*, pages 1–6. IEEE, 2023.
- Hervé Abdi and Lynne J Williams. Principal component analysis. *Wiley interdisciplinary reviews: computational statistics*, 2(4):433–459, 2010.
- Evrin Acar, Daniel M Dunlavy, Tamara G Kolda, and Morten Mørup. Scalable tensor factorizations for incomplete data. *Chemometrics and Intelligent Laboratory Systems*, 106(1):41–56, 2011.
- Josh Achiam, Steven Adler, Sandhini Agarwal, Lama Ahmad, Ilge Akkaya, Florencia Leoni Aleman, Diogo Almeida, Janko Altschmidt, Sam Altman, Shyamal Anadkat, et al. Gpt-4 technical report. *arXiv preprint arXiv:2303.08774*, 2023.
- Deepak Adhikari, Wei Jiang, Jinyu Zhan, Zhiyuan He, Danda B Rawat, Uwe Aickelin, and Hadi A Khorshidi. A comprehensive survey on imputation of missing data in internet of things. *ACM Computing Surveys*, 55(7):1–38, 2022.
- G. Adomavicius and A. Tuzhilin. Toward the next generation of recommender systems: a survey of the state-of-the-art and possible extensions. *IEEE Transactions on Knowledge and Data Engineering*, 17(6):734–749, 2005.
- Abdelmonem A Afifi and Robert M Elashoff. Missing observations in multivariate statistics i. review of the literature. *Journal of the American Statistical Association*, 61(315):595–604, 1966.

- Md Atik Ahamed, Qiang Ye, and Qiang Cheng. Refidiff: Refinement-aware diffusion for efficient missing data imputation. *arXiv preprint arXiv:2505.14451*, 2025.
- Dawon Ahn, Uday Singh Saini, Evangelos E Papalexakis, and Ali Payani. Neural additive tensor decomposition for sparse tensors. In *Proceedings of the 33rd ACM International Conference on Information and Knowledge Management*, pages 14–23, 2024.
- Hyun Ahn, Kyunghee Sun, K Pio Kim, et al. Comparison of missing data imputation methods in time series forecasting. *Computers, Materials & Continua*, 70(1):767–779, 2022.
- Olanrewaju Akande, Fan Li, and Jerome Reiter. An empirical comparison of multiple imputation methods for categorical data. *The American Statistician*, 71(2):162–170, 2017.
- Xavier Alameda-Pineda, Elisa Ricci, Yan Yan, and Nicu Sebe. Recognizing emotions from abstract paintings using non-linear matrix completion. In *Proceedings of the IEEE Conference on Computer Vision and Pattern Recognition*, pages 5240–5248, 2016.
- A.H. Alamoodi, B.B. Zaidan, A.A. Zaidan, O.S. Albahri, Juliana Chen, M.A. Chyad, Salem Garfan, and A.M. Aleesa. Machine learning-based imputation soft computing approach for large missing scale and non-reference data imputation. *Chaos, Solitons & Fractals*, 151:111236, 2021. ISSN 0960-0779. doi:<https://doi.org/10.1016/j.chaos.2021.111236>. URL <https://www.sciencedirect.com/science/article/pii/S0960077921005907>.
- Abdo Y Alfakih, Amir Khandani, and Henry Wolkowicz. Solving euclidean distance matrix completion problems via semidefinite programming. *Computational optimization and applications*, 12:13–30, 1999.
- Majed Alwateer, El-Sayed Atlam, Mahmoud Mohammed Abd El-Raouf, Osama A Ghoneim, and Ibrahim Gad. Missing data imputation: A comprehensive review. *Journal of Computer and Communications*, 12(11):53–75, 2024.
- T. W. Anderson. Maximum likelihood estimates for a multivariate normal distribution when some observations are missing. *Journal of the American Statistical Association*, 52(278):200–203, 1957. ISSN 01621459. URL <http://www.jstor.org/stable/2280845>.
- Rebecca R Andridge and Roderick JA Little. A review of hot deck imputation for survey non-response. *International statistical review*, 78(1):40–64, 2010.
- Cédric Arisdakessian, Olivier Poirion, Breck Yunits, Xun Zhu, and Lana X Garmire. Deepimpute: an accurate, fast, and scalable deep neural network method to impute single-cell rna-seq data. *Genome biology*, 20(1):1–14, 2019.
- Martin Arjovsky, Soumith Chintala, and Léon Bottou. Wasserstein generative adversarial networks. In *International conference on machine learning*, pages 214–223. PMLR, 2017.
- Lovis Kwasi Armah and Igor Melnykov. K-means clustering with incomplete data with the use of mahalanobis distances. *arXiv preprint arXiv:2411.00870*, 2024.
- Saqib Ejaz Awan, Mohammed Bennamoun, Ferdous Sohel, Frank Sanfilippo, and Girish Dwivedi. A reinforcement learning-based approach for imputing missing data. *Neural Computing and Applications*, 34(12):9701–9716, 2022.
- Ivana Balazevic, Carl Allen, and Timothy Hospedales. Tucker: Tensor factorization for knowledge graph completion. In Kentaro Inui, Jing Jiang, Vincent Ng, and Xiaojun Wan, editors, *Proceedings of the 2019 Conference on Empirical Methods in Natural Language Processing and the 9th International Joint Conference on Natural Language Processing (EMNLP-IJCNLP)*, pages 5185–5194, Hong Kong, China, November 2019. Association for Computational Linguistics. doi:10.18653/v1/D19-1522. URL <https://aclanthology.org/D19-1522/>.
- Geoffrey H Ball and David J Hall. Isodata, a novel method of data analysis and pattern classification. 1965.
- Tadas Baltrušaitis, Chaitanya Ahuja, and Louis-Philippe Morency. Multimodal machine learning: A survey and taxonomy. *IEEE transactions on pattern analysis and machine intelligence*, 41(2):423–443, 2018.
- L. Balzano, R. Nowak, and B. Recht. Online identification and tracking of subspaces from highly incomplete information. In *Communication, Control, and Computing (Allerton)*, 2010 48th Annual Allerton Conference on, pages 704–711, Sept 2010.
- Amanda N Baraldi and Craig K Enders. An introduction to modern missing data analyses. *Journal of school psychology*, 48(1):5–37, 2010.
- Juan Andrés Bazerque, Gonzalo Mateos, and Georgios B Giannakis. Rank regularization and bayesian inference for tensor completion and extrapolation. *IEEE transactions on signal processing*, 61(22):5689–5703, 2013.
- Brett K Beaulieu-Jones, Jason H Moore, and POOLED RESOURCE OPEN-ACCESS ALS CLINICAL TRIALS CONSORTIUM. Missing data imputation in the electronic health record using deeply learned autoencoders. In *Pacific symposium on biocomputing 2017*, pages 207–218. World Scientific, 2017.

- Brett K Beaulieu-Jones, Daniel R Lavage, John W Snyder, Jason H Moore, Sarah A Pendergrass, and Christopher R Bauer. Characterizing and managing missing structured data in electronic health records: data analysis. *JMIR medical informatics*, 6(1):e8960, 2018.
- Johann A Bengua, Ho N Phien, Hoang Duong Tuan, and Minh N Do. Efficient tensor completion for color image and video recovery: Low-rank tensor train. *IEEE Transactions on Image Processing*, 26(5):2466–2479, 2017.
- Karima Benhamza, Razane Benselim, Hanane Naidja, and Hamid Seridi. A comprehensive survey of imputation methods in medical missing data analysis. *Applied Intelligence*, 55(11):778, 2025.
- Martin Benning, Christoph Brune, Martin Burger, and Jahn Müller. Higher-order tv methods—enhancement via bregman iteration. *Journal of Scientific Computing*, 54:269–310, 2013.
- Irina Beregovskaya and Mikhail Koroteev. Review of clustering-based recommender systems. *arXiv preprint arXiv:2109.12839*, 2021.
- Lorenzo Beretta and Alessandro Santaniello. Nearest neighbor imputation algorithms: a critical evaluation. *BMC medical informatics and decision making*, 16(3):197–208, 2016.
- Dimitris Bertsimas, Arthur Delarue, and Jean Pauphilet. Simple imputation rules for prediction with missing data: Theoretical guarantees vs. empirical performance. *Transactions on Machine Learning Research*, 2024.
- Baolong Bi, Shenghua Liu, Yiwei Wang, Lingrui Mei, and Xueqi Cheng. Lpnl: Scalable link prediction with large language models. *arXiv preprint arXiv:2401.13227*, 2024.
- Daniel Billsus and Michael J. Pazzani. Learning collaborative information filters. pages 46–54, 1998. URL <http://portal.acm.org/citation.cfm?id=645527.657311>.
- Jesús Bobadilla, Fernando Ortega, Antonio Hernando, and Abraham Gutiérrez. Recommender systems survey. *Knowledge-based systems*, 46:109–132, 2013.
- Bernhard E Boser, Isabelle M Guyon, and Vladimir N Vapnik. A training algorithm for optimal margin classifiers. In *Proceedings of the fifth annual workshop on Computational learning theory*, pages 144–152, 1992.
- Azzedine Boukerche, Lining Zheng, and Omar Alfandi. Outlier detection: Methods, models, and classification. *ACM Computing Surveys (CSUR)*, 53(3):1–37, 2020.
- Paul S Bradley and Olvi L Mangasarian. K-plane clustering. *Journal of Global optimization*, 16(1):23–32, 2000.
- Matthew Brand. Fast online svd revisions for lightweight recommender systems. In *Proceedings of the 2003 SIAM international conference on data mining*, pages 37–46. SIAM, 2003.
- John S. Breese, David Heckerman, and Carl Kadie. Empirical analysis of predictive algorithms for collaborative filtering. In *Proceedings of the Fourteenth Conference on Uncertainty in Artificial Intelligence*, UAI’98, pages 43–52, San Francisco, CA, USA, 1998. Morgan Kaufmann Publishers Inc. ISBN 155860555X.
- Leo Breiman, Jerome Friedman, Richard A Olshen, and Charles J Stone. *Classification and regression trees*. Chapman and Hall/CRC, 2017.
- Yuri Burda, Roger Grosse, and Ruslan Salakhutdinov. Importance weighted autoencoders. *arXiv preprint arXiv:1509.00519*, 2015.
- Robin Burke. Hybrid recommender systems: Survey and experiments. *User modeling and user-adapted interaction*, 12:331–370, 2002.
- Juan-Francisco Cabrera-Sánchez, Carlos Cruz-Corona, Andrés Yáñez Escolano, and Esther-Lydia Silva-Ramírez. A benchmark for missing data imputation techniques: Development perspectives and performance comparative. In *International Conference on Optimization and Learning*, pages 140–153. Springer, 2024.
- Borui Cai, Yong Xiang, Longxiang Gao, He Zhang, Yunfeng Li, and Jianxin Li. Temporal knowledge graph completion: A survey. *arXiv preprint arXiv:2201.08236*, 2022a.
- Changxiao Cai, Gen Li, H Vincent Poor, and Yuxin Chen. Nonconvex low-rank tensor completion from noisy data. *Advances in neural information processing systems*, 32, 2019.
- Jinyu Cai, Jicong Fan, Wenzhong Guo, Shiping Wang, Yunhe Zhang, and Zhao Zhang. Efficient deep embedded subspace clustering. In *Proceedings of the IEEE/CVF conference on computer vision and pattern recognition*, pages 1–10, 2022b.
- Lei Cai, Jundong Li, Jie Wang, and Shuiwang Ji. Line graph neural networks for link prediction. *IEEE Transactions on Pattern Analysis and Machine Intelligence*, 44(9):5103–5113, 2021.
- Emmanuel J Candes and Yaniv Plan. Matrix completion with noise. *Proceedings of the IEEE*, 98(6):925–936, 2010.

- Emmanuel J. Candès and Benjamin Recht. Exact matrix completion via convex optimization. *Foundations of Computational Mathematics*, 9(6):717–772, 2009. ISSN 1615-3383. doi:10.1007/s10208-009-9045-5.
- Wei Cao, Dong Wang, Jian Li, Hao Zhou, Lei Li, and Yitan Li. Brits: Bidirectional recurrent imputation for time series. *Advances in neural information processing systems*, 31, 2018.
- Caoimhe M Carbery, Roger Woods, Cormac McAteer, and David M Ferguson. Missingness analysis of manufacturing systems: A case study. *Proceedings of the Institution of Mechanical Engineers, Part B: Journal of Engineering Manufacture*, 236(10):1406–1417, 2022.
- J Douglas Carroll and Jih-Jie Chang. Analysis of individual differences in multidimensional scaling via an n-way generalization of “eckart-young” decomposition. *Psychometrika*, 35(3):283–319, 1970.
- T Chan, Selim Esedoglu, Frederick Park, and A Yip. Total variation image restoration: Overview and recent developments. *Handbook of mathematical models in computer vision*, pages 17–31, 2006.
- Varun Chandola, Shyam Boriah, and Vipin Kumar. Similarity measures for categorical data—a comparative study. 2007.
- Varun Chandola, Arindam Banerjee, and Vipin Kumar. Anomaly detection: A survey. *ACM computing surveys (CSUR)*, 41(3):1–58, 2009.
- Kabir Aladin Chandrasekher, Ahmed El Alaoui, and Andrea Montanari. Imputation for high-dimensional linear regression. *arXiv preprint arXiv:2001.09180*, 2020.
- Pramod Bharadwaj Chandrashekar, Sayali Alatar, Jiebiao Wang, Gabriel E Hoffman, Chenfeng He, Ting Jin, Saniya Khullar, Jaroslav Bendl, John F Fullard, Panos Roussos, et al. Deepgami: deep biologically guided auxiliary learning for multimodal integration and imputation to improve genotype–phenotype prediction. *Genome Medicine*, 15(1):88, 2023.
- Yu-Wei Chang, Laura Natali, Oveis Jamialahmadi, Stefano Romeo, Joana B Pereira, and Giovanni Volpe. Neural network training with highly incomplete medical datasets. *Machine Learning: Science and Technology*, 3(3):035001, 2022.
- Kyla Chasalow, Skyler Wu, and Susan Murphy. Missing data multiple imputation for tabular q-learning in online rl. *arXiv preprint arXiv:2510.10709*, 2025.
- Gal Chechik, Jeremy Heitz, Gal Elidan, Pieter Abbeel, and Daphne Koller. Max-margin classification of incomplete data. *Advances in Neural Information Processing Systems*, 19, 2006.
- Jehanzeb R Cheema. A review of missing data handling methods in education research. *Review of Educational Research*, 84(4):487–508, 2014.
- Gongyue Chen and Thomas Åstebro. How to deal with missing categorical data: Test of a simple bayesian method. *Organizational Research Methods*, 6(3):309–327, 2003.
- Han Chen, Garvesh Raskutti, and Ming Yuan. Non-convex projected gradient descent for generalized low-rank tensor regression. *Journal of Machine Learning Research*, 20(5):1–37, 2019.
- Huiyuan Chen and Jing Li. Neural tensor model for learning multi-aspect factors in recommender systems. In Christian Bessiere, editor, *Proceedings of the Twenty-Ninth International Joint Conference on Artificial Intelligence, IJCAI-20*, pages 2449–2455. International Joint Conferences on Artificial Intelligence Organization, 7 2020. doi:10.24963/ijcai.2020/339. URL <https://doi.org/10.24963/ijcai.2020/339>. Main track.
- Jiahua Chen and Jun Shao. Nearest neighbor imputation for survey data. *Journal of official statistics*, 16(2):113, 2000.
- Jie Chen, Yingke Chen, Zhu Wang, Haixian Zhang, and Xi Peng. Spectral embedding fusion for incomplete multiview clustering. *IEEE Transactions on Image Processing*, 33:4116–4130, 2024a. doi:10.1109/TIP.2024.3420796.
- Mengjie Chen and Xiang Zhou. Viper: variability-preserving imputation for accurate gene expression recovery in single-cell rna sequencing studies. *Genome biology*, 19(1):1–15, 2018.
- Tianqi Chen, Tong He, Michael Benesty, Vadim Khotilovich, Yuan Tang, Hyunsu Cho, Kailong Chen, et al. Xgboost: extreme gradient boosting. *R package version 0.4-2*, 1(4):1–4, 2015.
- Yuanyuan Chen, Yongsheng Pan, Yong Xia, and Yixuan Yuan. Disentangle first, then distill: a unified framework for missing modality imputation and alzheimers disease diagnosis. *IEEE Transactions on Medical Imaging*, 42(12):3566–3578, 2023.
- Yudong Chen, Srinadh Bhojanapalli, Sujay Sanghavi, and Rachel Ward. Coherent matrix completion. In *Proceedings of the 31st International Conference on Machine Learning (ICML-14)*, pages 674–682. JMLR Workshop and Conference Proceedings, 2014.



- Zhe Chen, Yuehan Wang, Bin Zhao, Jing Cheng, Xin Zhao, and Zongtao Duan. Knowledge graph completion: A review. *IEEE Access*, 8:192435–192456, 2020. doi:10.1109/ACCESS.2020.3030076.
- Zhichao Chen, Haoxuan Li, Fangyikang Wang, Odin Zhang, Hu Xu, Xiaoyu Jiang, Zhihuan Song, and Hao Wang. Rethinking the diffusion models for missing data imputation: A gradient flow perspective. *Advances in Neural Information Processing Systems*, 37:112050–112103, 2024b.
- Hao Cheng, Yaoliang Yu, Xinhua Zhang, Eric Xing, and Dale Schuurmans. Scalable and sound low-rank tensor learning. In Arthur Gretton and Christian C. Robert, editors, *Proceedings of the 19th International Conference on Artificial Intelligence and Statistics*, volume 51 of *Proceedings of Machine Learning Research*, pages 1114–1123, Cadiz, Spain, 09–11 May 2016. PMLR.
- Jocelyn T Chi, Eric C Chi, and Richard G Baraniuk. k-pod: A method for k-means clustering of missing data. *The American Statistician*, 70(1):91–99, 2016.
- Ikram Chourib. Missing data handling: A comprehensive review, taxonomy, and comparative evaluation. *Journal of Computer and Communications*, 13(6):81–102, 2025.
- Noah Cohen Kalafut, Xiang Huang, and Daifeng Wang. Joint variational autoencoders for multimodal imputation and embedding. *Nature machine intelligence*, 5(6):631–642, 2023.
- Mark Collier, Alfredo Nazabal, and Christopher KI Williams. Vaes in the presence of missing data. *arXiv preprint arXiv:2006.05301*, 2020.
- Skyler J Cranmer and Jeff Gill. We have to be discrete about this: A non-parametric imputation technique for missing categorical data. *British Journal of Political Science*, 43(2):425–449, 2013.
- A. Criminisi, P. Perez, and K. Toyama. Region filling and object removal by exemplar-based image inpainting. *IEEE Transactions on Image Processing*, 13(9):1200–1212, 2004. doi:10.1109/TIP.2004.833105.
- Chichi Dai, Yi Jiang, Chenglin Yin, Ran Su, Xiangxiang Zeng, Quan Zou, Kenta Nakai, and Leyi Wei. scimc: a platform for benchmarking comparison and visualization analysis of scrna-seq data imputation methods. *Nucleic acids research*, 50(9):4877–4899, 2022.
- Tomasz Danel, Marek Śmieja, Łukasz Struski, Przemysław Spurek, and Łukasz Maziarka. Processing of incomplete images by (graph) convolutional neural networks. In *International Conference on Neural Information Processing*, pages 512–523. Springer, 2020.
- Nur Nasuha Daud, Siti Hafizah Ab Hamid, Muntadher Saadoon, Firdaus Sahran, and Nor Badrul Anuar. Applications of link prediction in social networks: A review. *Journal of Network and Computer Applications*, 166:102716, 2020.
- Mark A Davenport, Yaniv Plan, Ewout Van Den Berg, and Mary Wootters. 1-bit matrix completion. *Information and Inference: A Journal of the IMA*, 3(3):189–223, 2014.
- Cyril De Bodt, Dounia Mulders, Michel Verleysen, and John Aldo Lee. Nonlinear dimensionality reduction with missing data using parametric multiple imputations. *IEEE Transactions on Neural Networks and Learning Systems*, 30(4):1166–1179, 2018.
- Johann de Jong, Mohammad Asif Emon, Ping Wu, Reagon Karki, Meemansa Sood, Patrice Godard, Ashar Ahmad, Henri Vrooman, Martin Hofmann-Apitius, and Holger Fröhlich. Deep learning for clustering of multivariate clinical patient trajectories with missing values. *GigaScience*, 8(11):giz134, 2019.
- Arthur P Dempster, Nan M Laird, and Donald B Rubin. Maximum likelihood from incomplete data via the em algorithm. *Journal of the Royal Statistical Society: Series B (Methodological)*, 39(1):1–22, 1977.
- Yulong Deng, Chong Han, Jian Guo, Linguo Li, and Lijuan Sun. Online missing data imputation using virtual temporal neighbor in wireless sensor networks. *Wireless Communications and Mobile Computing*, 2022(1):4909476, 2022.
- Jacob Devlin, Ming-Wei Chang, Kenton Lee, and Kristina Toutanova. Bert: Pre-training of deep bidirectional transformers for language understanding. In *Proceedings of the 2019 conference of the North American chapter of the association for computational linguistics: human language technologies, volume 1 (long and short papers)*, pages 4171–4186, 2019.
- Robin Devooght, Nicolas Kourtellis, and Amin Mantrach. Dynamic matrix factorization with priors on unknown values. In *Proceedings of the 21th ACM SIGKDD international conference on knowledge discovery and data mining*, pages 189–198, 2015.
- Meng Ding, Ting-Zhu Huang, Teng-Yu Ji, Xi-Le Zhao, and Jing-Hua Yang. Low-rank tensor completion using matrix factorization based on tensor train rank and total variation. *Journal of Scientific Computing*, 81(2):941–964, 2019.
- Zhicheng Ding, Jiahao Tian, Zhenkai Wang, Jinman Zhao, and Siyang Li. Data imputation using large language model to accelerate recommendation system. *arXiv preprint arXiv:2407.10078*, 2024.

- Laurent Dinh, David Krueger, and Yoshua Bengio. Nice: Non-linear independent components estimation. *arXiv preprint arXiv:1410.8516*, 2014.
- A Rogier T Donders, Geert JMG Van Der Heijden, Theo Stijnen, and Karel GM Moons. A gentle introduction to imputation of missing values. *Journal of clinical epidemiology*, 59(10):1087–1091, 2006.
- Weinan Dong, Daniel Yee Tak Fong, Jin-sun Yoon, Eric Yuk Fai Wan, Laura Elizabeth Bedford, Eric Ho Man Tang, and Cindy Lo Kuen Lam. Generative adversarial networks for imputing missing data for big data clinical research. *BMC medical research methodology*, 21:1–10, 2021.
- Harris Drucker, Christopher J Burges, Linda Kaufman, Alex Smola, and Vladimir Vapnik. Support vector regression machines. *Advances in neural information processing systems*, 9, 1996.
- Jin-Hong Du, Zhanrui Cai, and Kathryn Roeder. Robust probabilistic modeling for single-cell multimodal mosaic integration and imputation via scvaeit. *Proceedings of the National Academy of Sciences*, 119(49):e2214414119, 2022.
- Jinghan Du, Minghua Hu, and Weining Zhang. Missing data problem in the monitoring system: A review. *IEEE Sensors Journal*, 20(23):13984–13998, 2020.
- Tianyu Du, Luca Melis, and Ting Wang. Remasker: Imputing tabular data with masked autoencoding. In *The Twelfth International Conference on Learning Representations*, 2024a. URL <https://openreview.net/forum?id=KI9NqjLVDT>.
- Wenjie Du, Jun Wang, Linglong Qian, Yiyuan Yang, Zina Ibrahim, Fanxing Liu, Zepu Wang, Haoxin Liu, Zhiyuan Zhao, Yingjie Zhou, et al. Tsi-bench: Benchmarking time series imputation. *arXiv preprint arXiv:2406.12747*, 2024b.
- Cynthia Dwork. Differential privacy. In *International colloquium on automata, languages, and programming*, pages 1–12. Springer, 2006.
- Gintare Karolina Dziugaite and Daniel M. Roy. Neural network matrix factorization. *CoRR*, abs/1511.06443, 2015.
- Iris Eekhout, R Michiel de Boer, Jos WR Twisk, Henrica CW De Vet, and Martijn W Heymans. Missing data: a systematic review of how they are reported and handled. *Epidemiology*, 23(5):729–732, 2012.
- Lisa Ehrlinger, Thomas Grubinger, Bence Varga, Mario Pichler, Thomas Natschläger, and Jürgen Zeindl. Treating missing data in industrial data analytics. In *2018 Thirteenth International Conference on Digital Information Management (ICDIM)*, pages 148–155, 2018.
- Ehsan Elhamifar. High-rank matrix completion and clustering under self-expressive models. In *Advances in Neural Information Processing Systems 29*, pages 73–81, 2016.
- Ehsan Elhamifar and René Vidal. Sparse subspace clustering: Algorithm, theory, and applications. *IEEE transactions on pattern analysis and machine intelligence*, 35(11):2765–2781, 2013.
- Omar Elharrouss, Noor Almaadeed, Somaya Al-Maadeed, and Younes Akbari. Image inpainting: A review. *Neural Processing Letters*, 51:2007–2028, 2020.
- Tlameo Emmanuel, Thabiso Maupong, Dimane Mpoeleng, Thabo Semong, Banyatsang Mphago, and Oteng Tabona. A survey on missing data in machine learning. *Journal of Big Data*, 8(1):1–37, 2021.
- Craig K Enders. *Applied missing data analysis*. Guilford Publications, 2022.
- Farida Enikeeva and Olga Klopp. Change-point detection in dynamic networks with missing links. *Operations Research*, 2025.
- Gökçen Eraslan, Lukas M Simon, Maria Mircea, Nikola S Mueller, and Fabian J Theis. Single-cell rna-seq denoising using a deep count autoencoder. *Nature communications*, 10(1):1–14, 2019.
- Brian Eriksson, Laura Balzano, and Robert D. Nowak. High-rank matrix completion and subspace clustering with missing data. *CoRR*, abs/1112.5629, 2011. URL <http://dblp.uni-trier.de/db/journals/corr/corr1112.html#abs-1112-5629>.
- Amir Eskandari, Saeed Jamshidiha, and Vahid Pourahmadi. Gn2di: A scalable graph neural network framework for spatial missing data imputation in sensor networks. In *2024 IEEE International Conference on Future Machine Learning and Data Science (FMLDS)*, pages 191–196. IEEE, 2024.
- Eleazar Eskin, Andrew Arnold, Michael Prerau, Leonid Portnoy, and Sal Stolfo. A geometric framework for unsupervised anomaly detection: Detecting intrusions in unlabeled data. *Applications of data mining in computer security*, pages 77–101, 2002.
- Martin Ester, Hans-Peter Kriegel, Jörg Sander, Xiaowei Xu, et al. A density-based algorithm for discovering clusters in large spatial databases with noise. In *kdd*, volume 96, pages 226–231, 1996.

- Shahla Faisal and Gerhard Tutz. Nearest neighbor imputation for categorical data by weighting of attributes. *Information Sciences*, 592:306–319, 2022.
- Rahmat Nur Faizin, Mardhani Riasetiawan, and Ahmad Ashari. A review of missing sensor data imputation methods. In *2019 5th International Conference on Science and Technology (ICST)*, volume 1, pages 1–6. IEEE, 2019.
- Jicong Fan. Large-scale subspace clustering via k-factorization. In *Proceedings of the 27th ACM SIGKDD conference on knowledge discovery & data mining*, pages 342–352, 2021.
- Jicong Fan. Multi-mode deep matrix and tensor factorization. In *International Conference on Learning Representations*, 2022a.
- Jicong Fan. Dynamic nonlinear matrix completion for time-varying data imputation. In *Proceedings of the AAAI Conference on Artificial Intelligence*, volume 36, pages 6587–6596, 2022b.
- Jicong Fan and Jieyu Cheng. Matrix completion by deep matrix factorization. *Neural Networks*, 98:34–41, 2018.
- Jicong Fan and Tommy Chow. Deep learning based matrix completion. *Neurocomputing*, 266:540–549, 2017a. ISSN 0925-2312. doi:<https://doi.org/10.1016/j.neucom.2017.05.074>.
- Jicong Fan and Tommy W.S. Chow. Matrix completion by least-square, low-rank, and sparse self-representations. *Pattern Recognition*, 71:290–305, 2017b.
- Jicong Fan and Tommy WS Chow. Sparse subspace clustering for data with missing entries and high-rank matrix completion. *Neural Networks*, 93:36–44, 2017c.
- Jicong Fan and Tommy W.S. Chow. Non-linear matrix completion. *Pattern Recognition*, 77:378 – 394, 2018. ISSN 0031-3203. doi:<https://doi.org/10.1016/j.patcog.2017.10.014>. URL <http://www.sciencedirect.com/science/article/pii/S0031320317304028>.
- Jicong Fan and Madeleine Udell. Online high rank matrix completion. In *Proceedings of the IEEE/CVF Conference on Computer Vision and Pattern Recognition (CVPR)*, June 2019a.
- Jicong Fan and Madeleine Udell. Online high rank matrix completion. In *Proceedings of the IEEE Conference on Computer Vision and Pattern Recognition*, pages 8690–8698, 2019b.
- Jicong Fan, Lijun Ding, Yudong Chen, and Madeleine Udell. Factor group-sparse regularization for efficient low-rank matrix recovery. In *Advances in Neural Information Processing Systems*, pages 5104–5114, 2019.
- Jicong Fan, Yuqian Zhang, and Madeleine Udell. Polynomial matrix completion for missing data imputation and transductive learning. In *Proceedings of the AAAI Conference on Artificial Intelligence*, volume 34, pages 3842–3849, 2020a.
- Jicong Fan, Mingbo Zhao, and Tommy W.S. Chow. Matrix completion via sparse factorization solved by accelerated proximal alternating linearized minimization. *IEEE Transactions on Big Data*, 6(1):119–130, 2020b. doi:10.1109/TBDATA.2018.2871476.
- Jicong Fan, Tommy W. S. Chow, and S. Joe Qin. Kernel-based statistical process monitoring and fault detection in the presence of missing data. *IEEE Transactions on Industrial Informatics*, 18(7):4477–4487, 2022.
- Jicong Fan, Lijun Ding, Chengrun Yang, Zhao Zhang, and Madeleine Udell. Euclidean-norm-induced Schatten-p quasi-norm regularization for low-rank tensor completion and tensor robust principal component analysis. *Transactions on Machine Learning Research*, 2023. ISSN 2835-8856. URL <https://openreview.net/forum?id=Grhi800jVz>.
- Jicong Fan, Rui Chen, Zhao Zhang, and Chris Ding. Neuron-enhanced autoencoder matrix completion: Theory and practice. In *The Twelfth International Conference on Learning Representations*, 2024.
- Chenguang Fang and Chen Wang. Time series data imputation: A survey on deep learning approaches. *arXiv preprint arXiv:2011.11347*, 2020.
- Jie Fang, Yuqing Shi, and Mengyun Xu. Msfgan: A multi-source federated generative learning paradigm for robust traffic data imputation. *Knowledge-Based Systems*, page 114721, 2025a.
- Le Fang, Wei Xiang, Shirui Pan, Flora D Salim, and Yi-Ping Phoebe Chen. Spatiotemporal pre-trained large language model for forecasting with missing values. *IEEE Internet of Things Journal*, 2025b.
- Fethi Fkih. Similarity measures for collaborative filtering-based recommender systems: Review and experimental comparison. *Journal of King Saud University - Computer and Information Sciences*, 34(9):7645–7669, 2022. ISSN 1319-1578.
- Abel Folch-Fortuny, Francisco Arteaga, and Alberto Ferrer. Missing data imputation toolbox for matlab. *Chemometrics and Intelligent Laboratory Systems*, 154:93–100, 2016.

- Bertille Follain, Tengyao Wang, and Richard J Samworth. High-dimensional changepoint estimation with heterogeneous missingness. *Journal of the Royal Statistical Society Series B: Statistical Methodology*, 84(3):1023–1055, 2022.
- Vincent Fortuin, Dmitry Baranchuk, Gunnar Rätsch, and Stephan Mandt. Gp-vae: Deep probabilistic time series imputation. In *International conference on artificial intelligence and statistics*, pages 1651–1661. PMLR, 2020.
- Shmuel Friedland and Lek-Heng Lim. Nuclear norm of higher-order tensors. *Mathematics of Computation*, 87(311):1255–1281, 2018.
- Andrea Gabrio, Alexina J Mason, and Gianluca Baio. Handling missing data in within-trial cost-effectiveness analysis: a review with future recommendations. *PharmacoEconomics-open*, 1(2):79–97, 2017.
- Pedro HT Gama, Jackson Faria, Jessica Sena, Francisco Neves, Vinicius R Riffel, Lucas Perez, Andre Korenchender, Matheus CA Sobreira, and Alexei MC Machado. Imputation in well log data: A benchmark for machine learning methods. *Computers & Geosciences*, page 105789, 2024.
- Silvia Gandy, Benjamin Recht, and Isao Yamada. Tensor completion and low-n-rank tensor recovery via convex optimization. *Inverse Problems*, 27(2):025010, 2011.
- Erdun Gao, Ignavier Ng, Mingming Gong, Li Shen, Wei Huang, Tongliang Liu, Kun Zhang, and Howard Bondell. Missdag: Causal discovery in the presence of missing data with continuous additive noise models. *Advances in Neural Information Processing Systems*, 35:5024–5038, 2022.
- Pedro J. García-Laencina, José-Luis Sancho-Gómez, and Aníbal R. Figueiras-Vidal. Pattern classification with missing data: a review. *Neural Computing and Applications*, 19:263–282, 2009a.
- Pedro J García-Laencina, José-Luis Sancho-Gómez, Aníbal R Figueiras-Vidal, and Michel Verleysen. K nearest neighbours with mutual information for simultaneous classification and missing data imputation. *Neurocomputing*, 72(7-9):1483–1493, 2009b.
- Matthieu Gendre, Torsten Hauffe, Catalina Pimiento, and Daniele Silvestro. Benchmarking imputation methods for categorical biological data. *Methods in Ecology and Evolution*, 15(9):1624–1638, 2024.
- Aude Genevay, Gabriel Peyré, and Marco Cuturi. Learning generative models with sinkhorn divergences. In *International Conference on Artificial Intelligence and Statistics*, pages 1608–1617. PMLR, 2018.
- Zhi Geng, Yang-Bo He, Xue-Li Wang, and Qiang Zhao. Bayesian method for learning graphical models with incompletely categorical data. *Computational statistics & data analysis*, 44(1-2):175–192, 2003.
- Zoubin Ghahramani and Michael I Jordan. Learning from incomplete data. 1995.
- Amirata Ghorbani and James Y Zou. Embedding for informative missingness: Deep learning with incomplete data. In *2018 56th Annual Allerton Conference on Communication, Control, and Computing (Allerton)*, pages 437–445. IEEE, 2018.
- Paris Giampouras, René Vidal, Athanasios Rontogiannis, and Benjamin Haeffele. A novel variational form of the Schatten- $p$  quasi-norm. *Advances in Neural Information Processing Systems*, 33:21453–21463, 2020.
- Anna C Gilbert and Rishi Sonthalia. Unsupervised metric learning in presence of missing data. In *2018 56th Annual Allerton Conference on Communication, Control, and Computing (Allerton)*, pages 313–321. IEEE, 2018.
- Andrew Goldberg, Ben Recht, Junming Xu, Robert Nowak, and Xiaojin Zhu. Transduction with matrix completion: Three birds with one stone. In *Advances in Neural Information Processing Systems 23*, pages 757–765. Curran Associates, Inc., 2010.
- Lovedeep Gondara and Ke Wang. Mida: Multiple imputation using denoising autoencoders. In *Advances in Knowledge Discovery and Data Mining: 22nd Pacific-Asia Conference, PAKDD 2018, Melbourne, VIC, Australia, June 3-6, 2018, Proceedings, Part III 22*, pages 260–272. Springer, 2018.
- Wuming Gong, Il-Youp Kwak, Pruthvi Pota, Naoko Koyano-Nakagawa, and Daniel J Garry. Drimpute: imputing dropout events in single cell rna sequencing data. *BMC bioinformatics*, 19(1):1–10, 2018.
- David W Goodall. A new similarity index based on probability. *Biometrics*, pages 882–907, 1966.
- Ian Goodfellow, Jean Pouget-Abadie, Mehdi Mirza, Bing Xu, David Warde-Farley, Sherjil Ozair, Aaron Courville, and Yoshua Bengio. Generative adversarial nets. *Advances in neural information processing systems*, 27, 2014.
- Ian Goodfellow, Yoshua Bengio, and Aaron Courville. *Deep learning*. MIT press, 2016.
- John W Graham. Missing data analysis: Making it work in the real world. *Annual review of psychology*, 60:549–576, 2009.

- Margherita Grandini, Enrico Bagli, and Giorgio Visani. Metrics for multi-class classification: an overview. *arXiv preprint arXiv:2008.05756*, 2020.
- Arthur Gretton, Karsten M Borgwardt, Malte J Rasch, Bernhard Schölkopf, and Alexander Smola. A kernel two-sample test. *The journal of machine learning research*, 13(1):723–773, 2012.
- Shuhang Gu, Lei Zhang, Wangmeng Zuo, and Xiangchu Feng. Weighted nuclear norm minimization with application to image denoising. In *Proceedings of the IEEE conference on computer vision and pattern recognition*, pages 2862–2869, 2014.
- Christine Guillemot and Olivier Le Meur. Image inpainting: Overview and recent advances. *IEEE signal processing magazine*, 31(1):127–144, 2013.
- Ishaan Gulrajani, Faruk Ahmed, Martin Arjovsky, Vincent Dumoulin, and Aaron C Courville. Improved training of wasserstein gans. *Advances in neural information processing systems*, 30, 2017.
- Xiaojie Guo. Online robust low rank matrix recovery. In *Twenty-Fourth International Joint Conference on Artificial Intelligence*, 2015.
- Mehak Gupta and Rahmatollah Beheshti. Time-series imputation and prediction with bi-directional generative adversarial networks. *arXiv preprint arXiv:2009.08900*, 2020.
- Will Hamilton, Zhitao Ying, and Jure Leskovec. Inductive representation learning on large graphs. *Advances in neural information processing systems*, 30, 2017.
- Bo Han, Yuheng Jia, Hui Liu, and Junhui Hou. Irregular tensor low-rank representation for hyperspectral image representation. *IEEE Transactions on Image Processing*, 2025.
- Alexander Hapfelmeier, Torsten Hothorn, Kurt Ulm, and Carolin Strobl. A new variable importance measure for random forests with missing data. *Statistics and Computing*, 24(1):21–34, 2014.
- Moritz Hardt. Understanding alternating minimization for matrix completion. In *2014 IEEE 55th Annual Symposium on Foundations of Computer Science (FOCS)*, pages 651–660. IEEE, 2014.
- Mohammad Al Hasan and Mohammed J Zaki. A survey of link prediction in social networks. In *Social network data analytics*, pages 243–275. Springer, 2011.
- Reihaneh Hassanzadeh, Anees Abrol, Hamid Reza Hassanzadeh, and Vince D Calhoun. A generative imputation method for multimodal alzheimer’s disease diagnosis. *arXiv preprint arXiv:2508.09271*, 2025.
- Ahatsham Hayat and Mohammad Rashedul Hasan. A context-aware approach for enhancing data imputation with pre-trained language models. *arXiv preprint arXiv:2405.17712*, 2024.
- Elad Hazan, Roi Livni, and Yishay Mansour. Classification with low rank and missing data. In *International conference on machine learning*, pages 257–266. PMLR, 2015.
- Hongjin He, Chen Ling, and Wenhui Xie. Tensor completion via a generalized transformed tensor t-product decomposition without t-svd. *Journal of Scientific Computing*, 93(2):47, 2022.
- Xiangnan He, Lizi Liao, Hanwang Zhang, Liqiang Nie, Xia Hu, and Tat-Seng Chua. Neural collaborative filtering. In *Proceedings of the 26th international conference on world wide web*, pages 173–182, 2017.
- Xiangnan He, Kuan Deng, Xiang Wang, Yan Li, Yongdong Zhang, and Meng Wang. Lightgcn: Simplifying and powering graph convolution network for recommendation. In *Proceedings of the 43rd International ACM SIGIR conference on research and development in Information Retrieval*, pages 639–648, 2020.
- Zhongmou He, Jing Zhu, Shengyi Qian, Joyce Chai, and Danai Koutra. Linkgpt: Teaching large language models to predict missing links. *arXiv preprint arXiv:2406.04640*, 2024.
- Daniel F Heitjan and Srabashi Basu. Distinguishing “missing at random” and “missing completely at random”. *The American Statistician*, 50(3):207–213, 1996.
- Irina Higgins, Loic Matthey, Arka Pal, Christopher Burgess, Xavier Glorot, Matthew Botvinick, Shakir Mohamed, and Alexander Lerchner. beta-vae: Learning basic visual concepts with a constrained variational framework. In *International conference on learning representations*, 2017.
- Tristan Hillis, Maureen A Guarcello, Richard A Levine, and Juanjuan Fan. Causal inference in the presence of missing data using a random forest-based matching algorithm. *Stat*, 10(1):e326, 2021.
- Geoffrey E Hinton and Ruslan R Salakhutdinov. Reducing the dimensionality of data with neural networks. *science*, 313(5786):504–507, 2006.
- Alexandre Hippert-Ferrer, Mohammed Nabil El Korso, Arnaud Breloy, and Guillaume Ginolhac. Robust low-rank covariance matrix estimation with a general pattern of missing values. *Signal Processing*, 195:108460, 2022.

- Jonathan Ho, Ajay Jain, and Pieter Abbeel. Denoising diffusion probabilistic models. *Advances in Neural Information Processing Systems*, 33:6840–6851, 2020.
- Yao Hu, Debing Zhang, Jieping Ye, Xuelong Li, and Xiaofei He. Fast and accurate matrix completion via truncated nuclear norm regularization. *IEEE transactions on pattern analysis and machine intelligence*, 35(9):2117–2130, 2012.
- Zonghui Hu, Dean A Follmann, and Jing Qin. Semiparametric dimension reduction estimation for mean response with missing data. *Biometrika*, 97(2):305–319, 2010.
- Bo Huang, Cun Mu, Donald Goldfarb, and John Wright. Provable low-rank tensor recovery. *Optimization-Online*, 4252(2):455–500, 2014.
- Bo Huang, Cun Mu, Donald Goldfarb, and John Wright. Provable models for robust low-rank tensor completion. *Pacific Journal of Optimization*, 11(2):339–364, 2015.
- Buliao Huang, Yunhui Zhu, Muhammad Usman, Xiren Zhou, and Huanhuan Chen. Graph neural networks for missing value classification in a task-driven metric space. *IEEE Transactions on Knowledge and Data Engineering*, 35(8):8073–8084, 2022.
- Huyan Huang, Yipeng Liu, Zhen Long, and Ce Zhu. Robust low-rank tensor ring completion. *IEEE Transactions on Computational Imaging*, 6:1117–1126, 2020a.
- Jia-Bin Huang, Sing Bing Kang, Narendra Ahuja, and Johannes Kopf. Temporally coherent completion of dynamic video. *ACM Trans. Graph.*, 35(6), dec 2016. ISSN 0730-0301.
- Mo Huang, Jingshu Wang, Eduardo Torre, Hannah Dueck, Sydney Shaffer, Roberto Bonasio, John I Murray, Arjun Raj, Mingyao Li, and Nancy R Zhang. Saver: gene expression recovery for single-cell rna sequencing. *Nature methods*, 15(7):539–542, 2018.
- Xiang Huang and Shuang Hao. Missing value imputation via pre-trained language models with trainable prompt and retrieval augmentation. In *VLDB 2024 Workshop: The 1st International Workshop on Data-driven AI (DATAI)*, 2024.
- Xiaoshui Huang, Fujin Zhu, Lois Holloway, and Ali Haidar. Causal discovery from incomplete data using an encoder and reinforcement learning. *arXiv preprint arXiv:2006.05554*, 2020b.
- Rasha Ahmad Husein, Hala Aburajouh, and Cagatay Catal. Large language models for code completion: A systematic literature review. *Computer Standards & Interfaces*, 92:103917, 2025.
- Frank Hutter, Lars Kotthoff, and Joaquin Vanschoren. *Automated machine learning: methods, systems, challenges*. Springer Nature, 2019.
- Abiodun M. Ikotun, Absalom E. Ezugwu, Laith Abualigah, Belal Abuhaija, and Jia Heming. K-means clustering algorithms: A comprehensive review, variants analysis, and advances in the era of big data. *Information Sciences*, 622:178–210, 2023. ISSN 0020-0255. doi:<https://doi.org/10.1016/j.ins.2022.11.139>. URL <https://www.sciencedirect.com/science/article/pii/S0020025522014633>.
- Syed A Imtiaz and Sirish L Shah. Treatment of missing values in process data analysis. *The Canadian Journal of Chemical Engineering*, 86(5):838–858, 2008.
- Maliheh Izadi, Jonathan Katzy, Tim Van Dam, Marc Otten, Razvan Mihai Popescu, and Arie Van Deursen. Language models for code completion: A practical evaluation. In *Proceedings of the IEEE/ACM 46th International Conference on Software Engineering*, pages 1–13, 2024.
- Sebastian Jäger, Arndt Allhorn, and Felix Bießmann. A benchmark for data imputation methods. *Frontiers in big Data*, 4:693674, 2021.
- Prateek Jain and Sewoong Oh. Provable tensor factorization with missing data. In *Advances in Neural Information Processing Systems*, pages 1431–1439, 2014.
- Prateek Jain, Praneeth Netrapalli, and Sujay Sanghavi. Low-rank matrix completion using alternating minimization. In *Proceedings of the forty-fifth annual ACM symposium on Theory of computing*, pages 665–674, 2013.
- Jireh Jam, Connah Kendrick, Kevin Walker, Vincent Drouard, Jison Gee-Sern Hsu, and Moi Hoon Yap. A comprehensive review of past and present image inpainting methods. *Computer vision and image understanding*, 203:103147, 2021.
- Jun-Gi Jang, Jeongyoung Lee, Jiwon Park, and U Kang. Accurate parafac2 decomposition for temporal irregular tensors with missing values. In *2022 IEEE International Conference on Big Data (Big Data)*, pages 982–991. IEEE, 2022.

- Daniel Jarrett, Bogdan C Cebere, Tennison Liu, Alicia Curth, and Mihaela van der Schaar. Hyperimpute: Generalized iterative imputation with automatic model selection. In *International Conference on Machine Learning*, pages 9916–9937. PMLR, 2022.
- Soohwan Jeong, Chonghyo Joo, Jongkoo Lim, Hyungtae Cho, Sungsu Lim, and Junghwan Kim. A novel graph-based missing values imputation method for industrial lubricant data. *Computers in Industry*, 150:103937, 2023. ISSN 0166-3615.
- Pan Ji, Tong Zhang, Hongdong Li, Mathieu Salzmann, and Ian Reid. Deep subspace clustering networks. *Advances in neural information processing systems*, 30, 2017.
- Zhiyi Ji, Chunhua Yang, Jingxiu He, Yonggang Li, and Dong Li. Deep matrix factorization considering dynamic constraints to complete missing data of complex industrial processes. *Chemometrics and Intelligent Laboratory Systems*, page 105433, 2025.
- Tai-Xiang Jiang, Michael K Ng, Xi-Le Zhao, and Ting-Zhu Huang. Framelet representation of tensor nuclear norm for third-order tensor completion. *IEEE Transactions on Image Processing*, 29:7233–7244, 2020.
- Xiaohui Jiang, Yuxia Xie, and Jichun Xie. xmint: A multimodal integration transformer for xenium gene imputation. In *ICML 2024 Workshop on Efficient and Accessible Foundation Models for Biological Discovery*.
- Ming Jin, Huan Yee Koh, Qingsong Wen, Daniele Zambon, Cesare Alippi, Geoffrey I Webb, Irwin King, and Shirui Pan. A survey on graph neural networks for time series: Forecasting, classification, imputation, and anomaly detection. *IEEE Transactions on Pattern Analysis and Machine Intelligence*, 2024.
- Luke Oluwaseye Joel, Wesley Doorsamy, and Babu Sena Paul. A review of missing data handling techniques for machine learning. *International Journal of Innovative Technology and Interdisciplinary Sciences*, 5(3):971–1005, 2022.
- Alistair EW Johnson, Tom J Pollard, Lu Shen, Li-wei H Lehman, Mengling Feng, Mohammad Ghassemi, Benjamin Moody, Peter Szolovits, Leo Anthony Celi, and Roger G Mark. Mimic-iii, a freely accessible critical care database. *Scientific data*, 3(1):1–9, 2016.
- Alexia Jolicoeur-Martineau, Kilian Fatras, and Tal Kachman. Generating and imputing tabular data via diffusion and flow-based gradient-boosted trees. In *International Conference on Artificial Intelligence and Statistics*, pages 1288–1296. PMLR, 2024.
- Julie Josse and François Husson. missmda: a package for handling missing values in multivariate data analysis. *Journal of statistical software*, 70:1–31, 2016.
- Sadaf Kabir and Leily Farrokhvar. Non-linear missing data imputation for healthcare data via index-aware autoencoders. *Health Care Management Science*, 25(3):484–497, 2022.
- Leslie Pack Kaelbling, Michael L Littman, and Andrew W Moore. Reinforcement learning: A survey. *Journal of artificial intelligence research*, 4:237–285, 1996.
- Peter Kairouz, H Brendan McMahan, Brendan Avent, Aurélien Bellet, Mehdi Bennis, Arjun Nitin Bhagoji, Kallista Bonawitz, Zachary Charles, Graham Cormode, Rachel Cummings, et al. Advances and open problems in federated learning. *Foundations and trends® in machine learning*, 14(1–2):1–210, 2021.
- Nathan Kallus, Xiaojie Mao, and Madeleine Udell. Causal inference with noisy and missing covariates via matrix factorization. *Advances in neural information processing systems*, 31, 2018.
- Graham Kalton and Daniel Kasprzyk. Imputing for missing survey responses. In *Proceedings of the section on survey research methods, American Statistical Association*, volume 22, page 31. American Statistical Association Cincinnati, 1982.
- Mingyu Kang, Ran Zhu, Duxin Chen, Xiaolu Liu, and Wenwu Yu. Cm-gan: A cross-modal generative adversarial network for imputing completely missing data in digital industry. *IEEE Transactions on Neural Networks and Learning Systems*, 35(3):2917–2926, 2023.
- HiroYuki Kasai and Bamdev Mishra. Low-rank tensor completion: a riemannian manifold preconditioning approach. In *International Conference on Machine Learning*, pages 1012–1021, 2016.
- Amir Kazemi and Hadi Meidani. Igani: Iterative generative adversarial networks for imputation with application to traffic data. *IEEE Access*, 9:112966–112977, 2021.
- Maksims Kazijevs and Manar D Samad. Deep imputation of missing values in time series health data: A review with benchmarking. *Journal of biomedical informatics*, 144:104440, 2023.
- RaghuNandan Hulikal Keshavan. *Efficient algorithms for collaborative filtering*. Stanford University, 2012.

- Hufsa Khan, Xizhao Wang, and Han Liu. Handling missing data through deep convolutional neural network. *Information Sciences*, 595:278–293, 2022. ISSN 0020-0255. doi:<https://doi.org/10.1016/j.ins.2022.02.051>. URL <https://www.sciencedirect.com/science/article/pii/S0020025522001931>.
- Misha E Kilmer and Carla D Martin. Factorization strategies for third-order tensors. *Linear Algebra and its Applications*, 435(3):641–658, 2011.
- SeungHyun Kim, Hyunsu Kim, Eunggu Yun, Hwangrae Lee, Jaehun Lee, and Juho Lee. Probabilistic imputation for time-series classification with missing data. In *International Conference on Machine Learning*, pages 16654–16667. PMLR, 2023.
- Diederik P Kingma and Max Welling. Auto-encoding variational bayes. *arXiv preprint arXiv:1312.6114*, 2013.
- Durk P Kingma, Tim Salimans, Rafal Jozefowicz, Xi Chen, Ilya Sutskever, and Max Welling. Improved variational inference with inverse autoregressive flow. *Advances in neural information processing systems*, 29, 2016.
- Thomas N Kipf and Max Welling. Semi-supervised classification with graph convolutional networks. *ICLR*, 2017.
- Tamara G Kolda and Brett W Bader. Tensor decompositions and applications. *SIAM review*, 51(3):455–500, 2009.
- Hao Kong, Xingyu Xie, and Zhouchen Lin. t-schatten- $p$  norm for low-rank tensor recovery. *IEEE Journal of Selected Topics in Signal Processing*, 12(6):1405–1419, 2018.
- Yehuda Koren, Robert Bell, and Chris Volinsky. Matrix factorization techniques for recommender systems. *Computer*, 42(8):30–37, 2009. doi:10.1109/MC.2009.263.
- Daniel Kressner, Michael Steinlechner, and Bart Vandereycken. Low-rank tensor completion by riemannian optimization. *BIT Numerical Mathematics*, 54(2):447–468, 2014.
- Akshay Krishnamurthy and Aarti Singh. Low-rank matrix and tensor completion via adaptive sampling. *Advances in neural information processing systems*, 26, 2013.
- Ajay Kumar, Shashank Sheshar Singh, Kuldeep Singh, and Bhaskar Biswas. Link prediction techniques, applications, and performance: A survey. *Physica A: Statistical Mechanics and its Applications*, 553:124289, 2020.
- Taehyung Kwon, Jihoon Ko, Jinhong Jung, Jun-Gi Jang, and Kijung Shin. Compact decomposition of irregular tensors for data compression: From sparse to dense to high-order tensors. In *Proceedings of the 30th ACM SIGKDD Conference on Knowledge Discovery and Data Mining*, pages 1451–1462, 2024.
- Timothée Lacroix, Nicolas Usunier, and Guillaume Obozinski. Canonical tensor decomposition for knowledge base completion. In *International Conference on Machine Learning*, pages 2863–2872. PMLR, 2018.
- Kamakshi Lakshminarayan, Steven A Harp, and Tariq Samad. Imputation of missing data in industrial databases. *Applied intelligence*, 11(3):259–275, 1999.
- Kirsten E Landsiedel, Rachel Abbott, Atukunda Mucunguzi, Florence Mwangwa, Elijah Kakande, Edwin D Charlebois, Carina Marquez, Moses R Kamya, and Laura B Balzer. Causal inference with missing exposures, missing outcomes, and dependence. *arXiv preprint arXiv:2506.03336*, 2025.
- Connor Lane, Ron Boger, Chong You, Manolis Tsakiris, Benjamin Haeffele, and Rene Vidal. Classifying and comparing approaches to subspace clustering with missing data. In *Proceedings of the IEEE/CVF International Conference on Computer Vision Workshops*, pages 0–0, 2019.
- Lien P. Le, Thu Nguyen, Michael A. Riegler, Pål Halvorsen, and Binh T. Nguyen. Multimodal missing data in healthcare: A comprehensive review and future directions. *Computer Science Review*, 56:100720, 2025. ISSN 1574-0137. doi:<https://doi.org/10.1016/j.cosrev.2024.100720>. URL <https://www.sciencedirect.com/science/article/pii/S1574013724001035>.
- Marine Le Morvan, Julie Josse, Thomas Moreau, Erwan Scornet, and Gael Varoquaux. Neumiss networks: differentiable programming for supervised learning with missing values. In H. Larochelle, M. Ranzato, R. Hadsell, M. F. Balcan, and H. Lin, editors, *Advances in Neural Information Processing Systems*, volume 33, pages 5980–5990. Curran Associates, Inc., 2020. URL <https://proceedings.neurips.cc/paper/2020/file/42ae1544956f6be6e09242e6cd752444c-Paper.pdf>.
- Yann LeCun, Yoshua Bengio, and Geoffrey Hinton. Deep learning. *nature*, 521(7553):436–444, 2015.
- Antoine Ledent and Rodrigo Alves. Generalization analysis of deep non-linear matrix completion. In *Proceedings of the 41st International Conference on Machine Learning*, pages 26290–26360, 2024.
- Joonseok Lee, Seungyeon Kim, Guy Lebanon, Yoram Singer, and Samy Bengio. Llorma: Local low-rank matrix approximation. *Journal of Machine Learning Research*, 17(15):1–24, 2016.
- Alexander W Levis, Rajarshi Mukherjee, Rui Wang, and Sebastien Haneuse. Robust causal inference for point exposures with missing confounders. *Canadian Journal of Statistics*, 53(2):e11832, 2025.



- Daiyi Li, Yaoyao Liang, Shenyi Qian, Huaiguang Wu, Wei Jia, Yilong Fu, and Yifan Sun. A review of background, methods, limitations and opportunities of knowledge graph completion. *Computer Science Review*, 58:100809, 2025a. ISSN 1574-0137. doi:<https://doi.org/10.1016/j.cosrev.2025.100809>. URL <https://www.sciencedirect.com/science/article/pii/S1574013725000851>.
- Dawei Li, Zhen Tan, Tianlong Chen, and Huan Liu. Contextualization distillation from large language model for knowledge graph completion. *arXiv preprint arXiv:2402.01729*, 2024a.
- Hao Li, Jianli Zhao, Qingqian Guan, Lutong Yao, Jianjian Chen, and Guojun Sheng. Coatf: Convolution and attention based tensor factorization model for context-aware recommendation. *IEEE Transactions on Network Science and Engineering*, pages 1–13, 2025b. doi:10.1109/TNSE.2025.3563947.
- Jia-Yi Li, Jin-Yu Xie, Yi-Si Luo, Xi-Le Zhao, and Jian-Li Wang. H2tf for hyperspectral image denoising: Where hierarchical nonlinear transform meets hierarchical matrix factorization. *IEEE Geoscience and Remote Sensing Letters*, 20:1–5, 2023a.
- Juanhui Li, Harry Shomer, Haitao Mao, Shenglai Zeng, Yao Ma, Neil Shah, Jiliang Tang, and Dawei Yin. Evaluating graph neural networks for link prediction: Current pitfalls and new benchmarking. *Advances in Neural Information Processing Systems*, 36:3853–3866, 2023b.
- Qinbin Li, Zeyi Wen, and Bingsheng He. Practical federated gradient boosting decision trees. *Proceedings of the AAAI Conference on Artificial Intelligence*, 34(04):4642–4649, Apr. 2020. doi:10.1609/aaai.v34i04.5895. URL <https://ojs.aaai.org/index.php/AAAI/article/view/5895>.
- Si Li, Qing Cao, Yang Chen, Yining Hu, Limin Luo, and Christine Toumoulin. Dictionary learning based sinogram inpainting for ct sparse reconstruction. *Optik*, 125(12):2862–2867, 2014. ISSN 0030-4026. doi:<https://doi.org/10.1016/j.jleo.2014.01.003>. URL <https://www.sciencedirect.com/science/article/pii/S0030402614000357>.
- Steven Cheng-Xian Li, Bo Jiang, and Benjamin Marlin. Misgan: Learning from incomplete data with generative adversarial networks. *arXiv preprint arXiv:1902.09599*, 2019.
- Wei Vivian Li and Jingyi Jessica Li. An accurate and robust imputation method scimpute for single-cell rna-seq data. *Nature communications*, 9(1):1–9, 2018.
- Xiaoyu Li, Wenwen Min, Shunfang Wang, Changmiao Wang, and Taosheng Xu. Stmcdi: masked conditional diffusion model with graph neural network for spatial transcriptomics data imputation. *arXiv preprint arXiv:2403.10863*, 2024b.
- Yanan Li, Shaocong Guo, Xinyuan Guo, Peng Zhao, Xuebin Ren, and Hui Wang. Fedimpute: Personalized federated learning for data imputation with clusterer and auxiliary classifier. *Expert Syst. Appl.*, 270(C), April 2025c. ISSN 0957-4174. doi:10.1016/j.eswa.2025.126543. URL <https://doi.org/10.1016/j.eswa.2025.126543>.
- Zheming Li, Zhi-Qin John Xu, Tao Luo, and Hongxia Wang. A regularised deep matrix factorised model of matrix completion for image restoration. *IET Image Processing*, 16(12):3212–3224, 2022.
- Zitao Li, Bolin Ding, Ce Zhang, Ninghui Li, and Jingren Zhou. Federated matrix factorization with privacy guarantee. *Proc. VLDB Endow.*, 15(4):900–913, December 2021. ISSN 2150-8097. doi:10.14778/3503585.3503598. URL <https://doi.org/10.14778/3503585.3503598>.
- Yi Lian, Xiaoqian Jiang, and Qi Long. Federated multiple imputation for variables that are missing not at random in distributed electronic health records. In *AMIA Annual Symposium Proceedings*, volume 2024, page 703, 2025.
- Xinyu Liang, Guannan Si, Jianxin Li, Pengxin Tian, Zhaoliang An, and Fengyu Zhou. A survey of inductive knowledge graph completion. *Neural Comput. Appl.*, 36(8):3837–3858, December 2023. ISSN 0941-0643. doi:10.1007/s00521-023-09286-2. URL <https://doi.org/10.1007/s00521-023-09286-2>.
- Jia-Qi Lin, Xiang-Long Li, Man-Sheng Chen, Chang-Dong Wang, and Haizhang Zhang. Incomplete data meets uncoupled case: A challenging task of multiview clustering. *IEEE Transactions on Neural Networks and Learning Systems*, 35(6):8097–8110, 2022.
- George C Linderman, Jun Zhao, and Yuval Kluger. Zero-preserving imputation of scrna-seq data using low-rank approximation. *BioRxiv*, page 397588, 2018.
- Yurong Ling, Zijing Liu, and Jing-Hao Xue. Dimension reduction for data with heterogeneous missingness. In *Uncertainty in Artificial Intelligence*, pages 1310–1320. PMLR, 2021.
- Roderick J Little. Missing data analysis. *Annual Review of Clinical Psychology*, 20, 2024.
- Roderick JA Little. Missing-data adjustments in large surveys. *Journal of Business & Economic Statistics*, 6(3): 287–296, 1988.

- Roderick JA Little and Donald B Rubin. The analysis of social science data with missing values. *Sociological methods & research*, 18(2-3):292–326, 1989.
- Roderick JA Little and Donald B Rubin. *Statistical analysis with missing data*. John Wiley & Sons, 2002.
- Roderick JA Little and Donald B Rubin. *Statistical analysis with missing data*, volume 793. John Wiley & Sons, 2019.
- Allen Liu and Ankur Moitra. Tensor completion made practical. In H. Larochelle, M. Ranzato, R. Hadsell, M. F. Balcan, and H. Lin, editors, *Advances in Neural Information Processing Systems*, volume 33, pages 18905–18916. Curran Associates, Inc., 2020. URL <https://proceedings.neurips.cc/paper/2020/file/dab1263d1e6a88c9ba5e7e294def5e8b-Paper.pdf>.
- Fei Tony Liu, Kai Ming Ting, and Zhi-Hua Zhou. Isolation forest. In 2008 *eighth ieee international conference on data mining*, pages 413–422. IEEE, 2008.
- Hanpeng Liu, Yaguang Li, Michael Tsang, and Yan Liu. Costco: A neural tensor completion model for sparse tensors. In *Proceedings of the 25th ACM SIGKDD International Conference on Knowledge Discovery & Data Mining*, pages 324–334, 2019a.
- Ji Liu, Przemyslaw Musialski, Peter Wonka, and Jieping Ye. Tensor completion for estimating missing values in visual data. *IEEE transactions on pattern analysis and machine intelligence*, 35(1):208–220, 2012.
- Jiyuan Liu, Xinwang Liu, Yi Zhang, Pei Zhang, Wenxuan Tu, Siwei Wang, Sihang Zhou, Weixuan Liang, Siqi Wang, and Yuexiang Yang. Self-representation subspace clustering for incomplete multi-view data. In *Proceedings of the 29th ACM international conference on multimedia*, pages 2726–2734, 2021.
- Mingxuan Liu, Siqi Li, Han Yuan, Marcus Eng Hock Ong, Yilin Ning, Feng Xie, Seyed Ehsan Saffari, Yuqing Shang, Victor Volovici, Bibhas Chakraborty, et al. Handling missing values in healthcare data: A systematic review of deep learning-based imputation techniques. *Artificial intelligence in medicine*, 142:102587, 2023a.
- Wei Liu, Lan Luo, and Ling Zhou. Online missing value imputation for high-dimensional mixed-type data via generalized factor models. *Computational Statistics & Data Analysis*, 187:107822, 2023b. ISSN 0167-9473. doi:<https://doi.org/10.1016/j.csda.2023.107822>.
- Xinwang Liu, Miaomiao Li, Chang Tang, Jingyuan Xia, Jian Xiong, Li Liu, Marius Kloft, and En Zhu. Efficient and effective regularized incomplete multi-view clustering. *IEEE transactions on pattern analysis and machine intelligence*, 43(8):2634–2646, 2020.
- Yang Liu and Anthony Constantinou. Improving the imputation of missing data with markov blanket discovery. In *The Eleventh International Conference on Learning Representations*, 2023.
- Yanxi Liu and Abolfazl Safikhani. High-dimensional change point detection with missing values. *Electronic Journal of Statistics*, 19(2):5019–5067, 2025.
- Yinhan Liu, Myle Ott, Naman Goyal, Jingfei Du, Mandar Joshi, Danqi Chen, Omer Levy, Mike Lewis, Luke Zettlemoyer, and Veselin Stoyanov. Roberta: A robustly optimized bert pretraining approach. *arXiv preprint arXiv:1907.11692*, 2019b.
- Yixin Liu, Thalaisyasingam Ajanthan, Hisham Husain, and Vu Nguyen. Self-supervision improves diffusion models for tabular data imputation. In *Proceedings of the 33rd ACM International Conference on Information and Knowledge Management*, pages 1513–1522, 2024.
- Sigurd Løkse, Filippo M Bianchi, Arnt-Børre Salberg, and Robert Jenssen. Spectral clustering using pckid—a probabilistic cluster kernel for incomplete data. In *Scandinavian Conference on Image Analysis*, pages 431–442. Springer, 2017.
- Malte Londschiem, Solt Kovács, and Peter Bühlmann. Change-point detection for graphical models in the presence of missing values. *Journal of Computational and Graphical Statistics*, 30(3):768–779, 2021.
- Zhen Long, Ce Zhu, Jiani Liu, and Yipeng Liu. Bayesian low rank tensor ring for image recovery. *IEEE Transactions on Image Processing*, 30:3568–3580, 2021.
- Romain Lopez, Jeffrey Regier, Michael B Cole, Michael I Jordan, and Nir Yosef. Deep generative modeling for single-cell transcriptomics. *Nature methods*, 15(12):1053–1058, 2018.
- Frederic M Lord. Estimation of parameters from incomplete data. *Journal of the American Statistical Association*, 50(271):870–876, 1955.
- Canyi Lu, Jinhui Tang, Shuicheng Yan, and Zhouchen Lin. Generalized nonconvex nonsmooth low-rank minimization. In *Proceedings of the IEEE conference on computer vision and pattern recognition*, pages 4130–4137, 2014.
- Canyi Lu, Jiashi Feng, Zhouchen Lin, and Shuicheng Yan. Exact low tubal rank tensor recovery from gaussian measurements. *arXiv preprint arXiv:1806.02511*, 2018.

- Zhou Lu, Hongming Pu, Feicheng Wang, Zhiqiang Hu, and Liwei Wang. The expressive power of neural networks: A view from the width. In *Proceedings of the 31st International Conference on Neural Information Processing Systems*, pages 6232–6240, 2017.
- Yonghong Luo, Xiangrui Cai, Ying Zhang, Jun Xu, et al. Multivariate time series imputation with generative adversarial networks. *Advances in neural information processing systems*, 31, 2018.
- Yuan Luo. Evaluating the state of the art in missing data imputation for clinical data. *Briefings in Bioinformatics*, 23(1):bbab489, 2022.
- Qi Ma and Sujit K Ghosh. Emflow: Data imputation in latent space via em and deep flow models. *arXiv preprint arXiv:2106.04804*, 2021.
- Zhi Ma, Chung-Bang Yun, Hua-Ping Wan, Yanbin Shen, Feng Yu, and Yaozhi Luo. Probabilistic principal component analysis-based anomaly detection for structures with missing data. *Structural Control and Health Monitoring*, 28(5):e2698, 2021.
- Víctor Martínez, Fernando Berzal, and Juan-Carlos Cubero. A survey of link prediction in complex networks. *ACM computing surveys (CSUR)*, 49(4):1–33, 2016.
- Emile Mathieu, Tom Rainforth, N Siddharth, and Yee Whye Teh. Disentangling disentanglement in variational autoencoders. In Kamalika Chaudhuri and Ruslan Salakhutdinov, editors, *Proceedings of the 36th International Conference on Machine Learning*, volume 97 of *Proceedings of Machine Learning Research*, pages 4402–4412. PMLR, 09–15 Jun 2019.
- Pierre-Alexandre Mattei and Jes Frellsen. Miwae: Deep generative modelling and imputation of incomplete data sets. In *International conference on machine learning*, pages 4413–4423. PMLR, 2019.
- Rahul Mazumder, Trevor Hastie, and Robert Tibshirani. Spectral regularization algorithms for learning large incomplete matrices. *The Journal of Machine Learning Research*, 11:2287–2322, 2010.
- Hao Mei, Junxian Li, Bin Shi, and Hua Wei. Reinforcement learning approaches for traffic signal control under missing data. *arXiv preprint arXiv:2304.10722*, 2023.
- Yinan Mei, Shaoxu Song, Chenguang Fang, Haifeng Yang, Jingyun Fang, and Jiang Long. Capturing semantics for imputation with pre-trained language models. In *2021 IEEE 37th International Conference on Data Engineering (ICDE)*, pages 61–72, 2021. doi:10.1109/ICDE51399.2021.00013.
- Shaheen MZ Memon, Robert Wamala, and Ignace H Kabano. A comparison of imputation methods for categorical data. *Informatics in Medicine Unlocked*, 42:101382, 2023.
- Aditya Krishna Menon and Charles Elkan. Link prediction via matrix factorization. In *Joint european conference on machine learning and knowledge discovery in databases*, pages 437–452. Springer, 2011.
- Rui Mi, Changbo Wang, Liang-Jie Zhang, Yirui Wu, Junyang Chen, and Huan Wang. A review of link prediction on heterogeneous networks. In Ruifeng Xu, Huan Chen, Yirui Wu, and Liang-Jie Zhang, editors, *Cognitive Computing - ICC3 2024*, pages 3–19, Cham, 2025. Springer Nature Switzerland. ISBN 978-3-031-77954-1.
- Xiaoye Miao, Yangyang Wu, Lu Chen, Yunjun Gao, and Jianwei Yin. An experimental survey of missing data imputation algorithms. *IEEE Transactions on Knowledge and Data Engineering*, 35(7):6630–6650, 2022.
- Zhun Miao, Jiaqi Li, and Xuegong Zhang. screcover: Discriminating true and false zeros in single-cell rna-seq data for imputation. *bioRxiv*, page 665323, 2019.
- Riccardo Miotto, Li Li, and Joel T Dudley. Deep learning to predict patient future diseases from the electronic health records. In *European conference on information retrieval*, pages 768–774. Springer, 2016.
- Koji Miyahara, Michael J. Pazzani, and John Slaney. Collaborative filtering with the simple bayesian classifier. In *PRICAI 2000 Topics in Artificial Intelligence*, pages 679–689, Berlin, Heidelberg, 2000. Springer Berlin Heidelberg. ISBN 978-3-540-44533-3.
- Andriy Mnih and Russ R Salakhutdinov. Probabilistic matrix factorization. In J. Platt, D. Koller, Y. Singer, and S. Roweis, editors, *Advances in Neural Information Processing Systems*, volume 20, 2008.
- Aanchal Mongia, Debarka Sengupta, and Angshul Majumdar. Mcimpute: Matrix completion based imputation for single cell rna-seq data. *Frontiers in genetics*, 10:9, 2019.
- Aanchal Mongia, Debarka Sengupta, and Angshul Majumdar. deepmc: deep matrix completion for imputation of single-cell rna-seq data. *Journal of Computational Biology*, 27(7):1011–1019, 2020.
- Kohbalan Moorthy, Mohd Saberi Mohamad, and Safaai Deris. A review on missing value imputation algorithms for microarray gene expression data. *Current Bioinformatics*, 9(1):18–22, 2014.

- Cun Mu, Bo Huang, John Wright, and Donald Goldfarb. Square deal: Lower bounds and improved relaxations for tensor recovery. In *International conference on machine learning*, pages 73–81. PMLR, 2014.
- Lorenz Muller, Julien Martel, and Giacomo Indiveri. Kernelized synaptic weight matrices. In *Proceedings of the 35th International Conference on Machine Learning*, pages 3654–3663, 2018.
- Kevin P Murphy. *Machine learning: a probabilistic perspective*. MIT press, 2012.
- Jared S Murray. Multiple imputation: A review of practical and theoretical findings. *Statistical Science*, 33(2), 2018.
- Boris Muzellec, Julie Josse, Claire Boyer, and Marco Cuturi. Missing data imputation using optimal transport. In *International Conference on Machine Learning*, pages 7130–7140. PMLR, 2020.
- Michikazu Nakai and Weiming Ke. Review of the methods for handling missing data in longitudinal data analysis. *International Journal of Mathematical Analysis*, 5(1):1–13, 2011.
- Humza Naveed, Asad Ullah Khan, Shi Qiu, Muhammad Saqib, Saeed Anwar, Muhammad Usman, Naveed Akhtar, Nick Barnes, and Ajmal Mian. A comprehensive overview of large language models. *ACM Transactions on Intelligent Systems and Technology*, 16(5):1–72, 2025.
- Alfredo Nazabal, Pablo M Olmos, Zoubin Ghahramani, and Isabel Valera. Handling incomplete heterogeneous data using vaes. *Pattern Recognition*, 107:107501, 2020.
- Sahand Negahban and Martin J Wainwright. Restricted strong convexity and weighted matrix completion: Optimal bounds with noise. *The Journal of Machine Learning Research*, 13(1):1665–1697, 2012.
- Andrew Ng, Michael Jordan, and Yair Weiss. On spectral clustering: Analysis and an algorithm. *Advances in neural information processing systems*, 14, 2001.
- Andrew Ng et al. Sparse autoencoder. *CS294A Lecture notes*, 72(2011):1–19, 2011.
- Jiquan Ngiam, Aditya Khosla, Mingyu Kim, Juhan Nam, Honglak Lee, Andrew Y Ng, et al. Multimodal deep learning. In *ICML*, volume 11, pages 689–696, 2011.
- HD Nguyen and Evans Gouno. Bayesian inference for common cause failure rate based on causal inference with missing data. *Reliability Engineering & System Safety*, 197:106789, 2020.
- Minh Nguyen and Fernando Torre. Robust kernel principal component analysis. *Advances in Neural Information Processing Systems*, 21, 2008.
- Feiping Nie, Heng Huang, and Chris Ding. Low-rank matrix recovery via efficient Schatten p-norm minimization. In *Proceedings of the Twenty-Sixth AAAI Conference on Artificial Intelligence, AAAI’12*, pages 655–661. AAAI Press, 2012.
- Swj WJ Nijman, AM Leeuwenberg, I Beekers, I Verkouter, JJJ Jacobs, ML Bots, FW Asselbergs, Kgm GM Moons, and Tpa PA Debray. Missing data is poorly handled and reported in prediction model studies using machine learning: a literature review. *Journal of clinical epidemiology*, 142:218–229, 2022.
- Kancherla Jonah Nishanth and Vadlamani Ravi. A computational intelligence based online data imputation method: An application for banking. *Journal of Information Processing Systems*, 9(4):633–650, 2013.
- Kancherla Jonah Nishanth and Vadlamani Ravi. Probabilistic neural network based categorical data imputation. *Neurocomputing*, 218:17–25, 2016.
- Greg Ongie, Rebecca Willett, Robert D. Nowak, and Laura Balzano. Algebraic variety models for high-rank matrix completion. In *Proceedings of the 34th International Conference on Machine Learning*, pages 2691–2700. PMLR, 2017.
- Greg Ongie, Daniel Pimentel-Alarcón, Laura Balzano, Rebecca Willett, and Robert D Nowak. Tensor methods for nonlinear matrix completion. *SIAM Journal on Mathematics of Data Science*, 3(1):253–279, 2021.
- Ivan V Oseledets. Tensor-train decomposition. *SIAM Journal on Scientific Computing*, 33(5):2295–2317, 2011.
- Yidong Ouyang, Liyan Xie, Chongxuan Li, and Guang Cheng. Missdiff: Training diffusion models on tabular data with missing values. *arXiv preprint arXiv:2307.00467*, 2023.
- Chenjian Pan, Chen Ling, Hongjin He, Liqun Qi, and Yanwei Xu. Low-rank and sparse enhanced tucker decomposition for tensor completion. *arXiv preprint arXiv:2010.00359*, 2020.
- Guansong Pang, Chunhua Shen, Longbing Cao, and Anton Van Den Hengel. Deep learning for anomaly detection: A review. *ACM computing surveys (CSUR)*, 54(2):1–38, 2021.
- Jangho Park, Juliane Müller, Bhavna Arora, Boris Faybisenko, Gilberto Pastorello, Charuleka Varadharajan, Reetik Sahu, and Deborah Agarwal. Long-term missing value imputation for time series data using deep neural networks. *Neural Computing and Applications*, 35(12):9071–9091, 2023.

- Lance Parsons, Ehtesham Haque, and Huan Liu. Subspace clustering for high dimensional data: a review. *Acm sigkdd explorations newsletter*, 6(1):90–105, 2004.
- Kedar A Patwardhan, Guillermo Sapiro, and Marcelo Bertalmío. Video inpainting under constrained camera motion. *IEEE Transactions on Image Processing*, 16(2):545–553, 2007.
- Ricardo Cardoso Pereira, Miriam Seoane Santos, Pedro Pereira Rodrigues, and Pedro Henriques Abreu. Reviewing autoencoders for missing data imputation: Technical trends, applications and outcomes. *Journal of Artificial Intelligence Research*, 69:1255–1285, 2020.
- Ricardo Cardoso Pereira, Pedro Henriques Abreu, Pedro Pereira Rodrigues, and Mário AT Figueiredo. Imputation of data missing not at random: Artificial generation and benchmark analysis. *Expert Systems with Applications*, 249: 123654, 2024.
- Alexandre Perez-Lebel, Gaël Varoquaux, Marine Le Morvan, Julie Josse, and Jean-Baptiste Poline. Benchmarking missing-values approaches for predictive models on health databases. *GigaScience*, 11:giac013, 2022.
- Therese D Pigott. A review of methods for missing data. *Educational research and evaluation*, 7(4):353–383, 2001.
- Marco AF Pimentel, David A Clifton, Lei Clifton, and Lionel Tarassenko. A review of novelty detection. *Signal processing*, 99:215–249, 2014.
- Daniel Pimentel-Alarcon and Robert Nowak. The information-theoretic requirements of subspace clustering with missing data. In *International Conference on Machine Learning*, pages 802–810, 2016.
- Daniel Pimentel-Alarcón, Laura Balzano, Roummel Marcia, R Nowak, and Rebecca Willett. Group-sparse subspace clustering with missing data. In *2016 IEEE Statistical Signal Processing Workshop (SSP)*, pages 1–5. IEEE, 2016.
- Allan Pinkus. Approximation theory of the mlp model in neural networks. *Acta numerica*, 8:143–195, 1999.
- Pedro Pons-Suñer, Laura Arnal, J Ramón Navarro-Cerdán, and François Signal. Iti-iqu: a toolbox for heterogeneous univariate and multivariate missing data imputation quality assessment. *arXiv preprint arXiv:2407.11767*, 2024.
- Jeremy R Porter and Elaine Howard Ecklund. Missing data in sociological research: An overview of recent trends and an illustration for controversial questions, active nonrespondents and targeted samples. *The American Sociologist*, 43(4):448–468, 2012.
- Aaron Potechin and David Steurer. Exact tensor completion with sum-of-squares. In Satyen Kale and Ohad Shamir, editors, *Proceedings of the 2017 Conference on Learning Theory*, volume 65 of *Proceedings of Machine Learning Research*, pages 1619–1673. PMLR, 07–10 Jul 2017.
- Pranav Poudel, Aavash Chhetri, Prashna Gyawali, Georgios Leontidis, and Binod Bhattarai. Multimodal federated learning with missing modalities through feature imputation network. In *Annual Conference on Medical Image Understanding and Analysis*, pages 289–299. Springer, 2025.
- Preethi Prakash, Kelly Street, Shrikanth Narayanan, Bridget A Fernandez, Yufeng Shen, and Chang Shu. Benchmarking machine learning missing data imputation methods in large-scale mental health survey databases. *medRxiv*, pages 2024–05, 2024.
- Irfan Pratama, Adhistya Erna Permanasari, Igi Ardiyanto, and Rini Indrayani. A review of missing values handling methods on time-series data. In *2016 international conference on information technology systems and innovation (ICITSI)*, pages 1–6. IEEE, 2016.
- Linglong Qian, Hugh Logan Ellis, Tao Wang, Jun Wang, Robin Mitra, Richard Dobson, and Zina Ibrahim. How deep is your guess? a fresh perspective on deep learning for medical time-series imputation. *IEEE Journal of Biomedical and Health Informatics*, 2025.
- Rui Qin and Yong Wang. Imputegan: Generative adversarial network for multivariate time series imputation. *Entropy*, 25(1):137, 2023.
- Wenjin Qin, Hailin Wang, Feng Zhang, Jianjun Wang, Xin Luo, and Tingwen Huang. Low-rank high-order tensor completion with applications in visual data. *IEEE Transactions on Image Processing*, 31:2433–2448, 2022.
- Zhen Qin, Qingliang Zeng, Yixin Zong, and Fan Xu. Image inpainting based on deep learning: A review. *Displays*, 69:102028, 2021.
- Yuning Qiu, Guoxu Zhou, Qibin Zhao, and Shengli Xie. Noisy tensor completion via low-rank tensor ring. *IEEE Transactions on Neural Networks and Learning Systems*, 35(1):1127–1141, 2022.
- Weize Quan, Jiayi Chen, Yanli Liu, Dong-Ming Yan, and Peter Wonka. Deep learning-based image and video inpainting: A survey. *International Journal of Computer Vision*, pages 1–34, 2024.
- Maryuri Quintero and Aera LeBoulluec. Missing data imputation for ordinal data. *International Journal of Computer Applications*, 181(5):10–16, 2018.

- Alec Radford, Jong Wook Kim, Chris Hallacy, Aditya Ramesh, Gabriel Goh, Sandhini Agarwal, Girish Sastry, Amanda Askell, Pamela Mishkin, Jack Clark, et al. Learning transferable visual models from natural language supervision. In *International conference on machine learning*, pages 8748–8763. PmLR, 2021.
- Jonas Ranstam and Jonathan A Cook. Lasso regression. *Journal of British Surgery*, 105(10):1348–1348, 2018.
- Jiahua Rao, Xiang Zhou, Yutong Lu, Huiying Zhao, and Yuedong Yang. Imputing single-cell rna-seq data by combining graph convolution and autoencoder neural networks. *Iscience*, 24(5):102393, 2021.
- Vadlamani Ravi and Mannepalli Krishna. A new online data imputation method based on general regression auto associative neural network. *Neurocomputing*, 138:106–113, 2014.
- Wenhui Ren, Zheng Liu, Yanqiu Wu, Zhilong Zhang, Shenda Hong, Huixin Liu, and Missing Data in Electronic health Records (MINDER) Group. Moving beyond medical statistics: A systematic review on missing data handling in electronic health records. *Health Data Science*, 4:0176, 2024a.
- Yazhou Ren, Jingyu Pu, Zhimeng Yang, Jie Xu, Guofeng Li, Xiaorong Pu, Philip S Yu, and Lifang He. Deep clustering: A comprehensive survey. *IEEE transactions on neural networks and learning systems*, 36(4):5858–5878, 2024b.
- Yifei Ren, Jian Lou, Li Xiong, and Joyce C Ho. Robust irregular tensor factorization and completion for temporal health data analysis. In *Proceedings of the 29th ACM International Conference on Information & Knowledge Management*, pages 1295–1304, 2020.
- Steffen Rendle, Li Zhang, and Yehuda Koren. On the difficulty of evaluating baselines: A study on recommender systems. *arXiv preprint arXiv:1905.01395*, 2019.
- Paul Resnick, Neophytos Iacovou, Mitesh Suchak, Peter Bergstrom, and John Riedl. Grouplens: an open architecture for collaborative filtering of netnews. In *CSCW '94: Proceedings of the 1994 ACM conference on Computer supported cooperative work*, pages 175–186, New York, NY, USA, 1994. ACM Press.
- S Mara Ribeiro and Cristiano Leite de Castro. Missing data in time series: A review of imputation methods and case study. *Learning and Nonlinear Models*, 20(1):31–46, 2022.
- Trevor W Richardson, Wencheng Wu, Lei Lin, Beilei Xu, and Edgar A Bernal. Mcflow: Monte carlo flow models for data imputation. In *Proceedings of the IEEE/CVF Conference on Computer Vision and Pattern Recognition*, pages 14205–14214, 2020.
- Robin Richter, Juliana F Tavares, Anne Miloschewski, Monique MB Breteler, and Sach Mukherjee. Imputebench: Benchmarking single imputation methods. *medRxiv*, pages 2025–02, 2025.
- Philip L Roth. Missing data: A conceptual review for applied psychologists. *Personnel psychology*, 47(3):537–560, 1994.
- Donald B Rubin. Inference and missing data. *Biometrika*, 63(3):581–592, 1976.
- Donald B. Rubin. *Multiple Imputation for Nonresponse in Surveys*. John Wiley & Sons, 1987.
- Donald B Rubin. Multiple imputation after 18+ years. *Journal of the American statistical Association*, 91(434): 473–489, 1996.
- Donald B Rubin. Multiple imputation. In *Flexible Imputation of Missing Data, Second Edition*, pages 29–62. Chapman and Hall/CRC, 2018.
- Alex Rubinsteyn and Sergey Feldman. fancyimpute: An imputation library for python, 2020. URL <https://github.com/iskandr/fancyimpute>.
- Lukas Ruff, Robert Vandermeulen, Nico Goernitz, Lucas Deecke, Shoaib Ahmed Siddiqui, Alexander Binder, Emmanuel Müller, and Marius Kloft. Deep one-class classification. In *International conference on machine learning*, pages 4393–4402. PMLR, 2018.
- Seunghyoung Ryu, Minsoo Kim, and Hongseok Kim. Denoising autoencoder-based missing value imputation for smart meters. *IEEE Access*, 8:40656–40666, 2020.
- Maytal Saar-Tsechansky and Foster Provost. Handling missing values when applying classification models. 2007.
- Rabeya Tus Sadia and Qiang Cheng. Depmicrodiff: Diffusion-based dependency-aware multimodal imputation for microbiome data. *arXiv preprint arXiv:2507.23676*, 2025.
- Ruslan Salakhutdinov, Andriy Mnih, and Geoffrey Hinton. Restricted boltzmann machines for collaborative filtering. In *ICML '07: Proceedings of the 24th international conference on Machine learning*, pages 791–798, 2007.
- Tim Salimans, Andrej Karpathy, Xi Chen, and Diederik P Kingma. Pixelcnn++: Improving the pixelcnn with discretized logistic mixture likelihood and other modifications. *arXiv preprint arXiv:1701.05517*, 2017.

- Guido Sanguinetti and Neil D Lawrence. Missing data in kernel pca. In *European Conference on Machine Learning*, pages 751–758. Springer, 2006.
- Kisan Sarda, Amol Yerudkar, and Carmen Del Vecchio. Unsupervised anomaly detection for multivariate incomplete data using gan-based data imputation: A comparative study. In *2023 31st Mediterranean Conference on Control and Automation (MED)*, pages 55–60. IEEE, 2023.
- Manish Sarkar and Tze-Yun Leong. Fuzzy k-means clustering with missing values. In *Proceedings of the AMIA Symposium*, page 588, 2001.
- Badrul Sarwar, George Karypis, Joseph Konstan, and John Riedl. Item-based collaborative filtering recommendation algorithms. In *Proceedings of the 10th international conference on World Wide Web*, pages 285–295, 2001.
- Badrul M Sarwar, George Karypis, Joseph Konstan, and John Riedl. Recommender systems for large-scale e-commerce: Scalable neighborhood formation using clustering. In *Proceedings of the fifth international conference on computer and information technology*, volume 1, pages 291–324, 2002.
- Joseph L Schafer and John W Graham. Missing data: our view of the state of the art. *Psychological methods*, 7(2): 147, 2002.
- Bernhard Schölkopf, Alexander Smola, and Klaus-Robert Müller. Nonlinear component analysis as a kernel eigenvalue problem. *Neural computation*, 10(5):1299–1319, 1998.
- Bernhard Schölkopf, Robert C Williamson, Alex Smola, John Shawe-Taylor, and John Platt. Support vector method for novelty detection. *Advances in Neural Information Processing Systems*, 12, 1999.
- Holger Schwender. Imputing missing genotypes with weighted k nearest neighbors. *Journal of Toxicology and Environmental Health, Part A*, 75(8-10):438–446, 2012.
- Suvash Sedhain, Aditya Krishna Menon, Scott Sanner, and Lexing Xie. Autorec: Autoencoders meet collaborative filtering. In *Proceedings of the 24th International Conference on World Wide Web Companion*, pages 111–112, 2015.
- Torben Sell, Thomas B Berrett, and Timothy I Cannings. Nonparametric classification with missing data. *The Annals of Statistics*, 52(3):1178–1200, 2024.
- Kavita Sethia, Anjana Gosain, and Jaspreeti Singh. Review of single imputation and multiple imputation techniques for handling missing values. In *International Conference on Emerging Trends and Technologies on Intelligent Systems*, pages 33–50. Springer, 2023.
- Seyed Amjad Seyed, Fardin Akhlaghian Tab, Abdulrahman Lotfi, Navid Salahian, and Jovan Chavoshinejad. Elastic adversarial deep nonnegative matrix factorization for matrix completion. *Information Sciences*, 621:562–579, 2023.
- Reza Shahbazian and Sergio Greco. Generative adversarial networks assist missing data imputation: a comprehensive survey and evaluation. *IEEE Access*, 11:88908–88928, 2023.
- Ohad Shamir and Shai Shalev-Shwartz. Matrix completion with the trace norm: Learning, bounding, and transducing. *Journal of Machine Learning Research*, 15(98):3401–3423, 2014.
- Chao Shang, Aaron Palmer, Jiangwen Sun, Ko-Shin Chen, Jin Lu, and Jinbo Bi. Vigan: Missing view imputation with generative adversarial networks. In *2017 IEEE International conference on big data (Big Data)*, pages 766–775. IEEE, 2017.
- Fanhua Shang, Yuanyuan Liu, and James Cheng. Tractable and scalable Schatten quasi-norm approximations for rank minimization. In *Artificial Intelligence and Statistics*, pages 620–629, 2016.
- Guy Shani, Ronen Brafman, and David Heckerman. An MDP-based Recommender System. In *Proceedings of the Eighteenth Conference Annual Conference on Uncertainty in Artificial Intelligence, UAI '02*, pages 453–460, San Francisco, CA, 2002. Morgan Kaufmann.
- Huanfeng Shen, Xinghua Li, Qing Cheng, Chao Zeng, Gang Yang, Huifang Li, and Liangpei Zhang. Missing information reconstruction of remote sensing data: A technical review. *IEEE Geoscience and Remote Sensing Magazine*, 3(3):61–85, 2015.
- Tong Shen, Fu Zhang, and Jingwei Cheng. A comprehensive overview of knowledge graph completion. *Knowledge-Based Systems*, 255:109597, 2022. ISSN 0950-7051. doi:<https://doi.org/10.1016/j.knosys.2022.109597>. URL <https://www.sciencedirect.com/science/article/pii/S095070512200805X>.
- Jianbo Shi and Jitendra Malik. Normalized cuts and image segmentation. *IEEE Transactions on pattern analysis and machine intelligence*, 22(8):888–905, 2000.
- Jianping Shi, Xiang Ren, Guang Dai, Jingdong Wang, and Zhihua Zhang. A non-convex relaxation approach to sparse dictionary learning. In *CVPR 2011*, pages 1809–1816, 2011. doi:10.1109/CVPR.2011.5995592.

- Benjamin Shickel, Patrick James Tighe, Azra Bihorac, and Parisa Rashidi. Deep ehr: a survey of recent advances in deep learning techniques for electronic health record (ehr) analysis. *IEEE journal of biomedical and health informatics*, 22(5):1589–1604, 2017.
- Harry Shomer, Yao Ma, Haitao Mao, Juanhui Li, Bo Wu, and Jiliang Tang. Lpformer: An adaptive graph transformer for link prediction. In *Proceedings of the 30th ACM SIGKDD conference on knowledge discovery and data mining*, pages 2686–2698, 2024.
- Dong Shu, Tianle Chen, Mingyu Jin, Chong Zhang, Mengnan Du, and Yongfeng Zhang. Knowledge graph large language model (kg-llm) for link prediction. *arXiv preprint arXiv:2403.07311*, 2024.
- Luciana O Silva and Luis E Zárate. A brief review of the main approaches for treatment of missing data. *Intelligent Data Analysis*, 18(6):1177–1198, 2014.
- Marek Śmieja, Łukasz Struski, Jacek Tabor, Bartosz Zieliński, and Przemysław Spurek. Processing of missing data by neural networks. *Advances in neural information processing systems*, 31, 2018.
- Alex J Smola, SVN Vishwanathan, and Thomas Hofmann. Kernel methods for missing variables. In *International Workshop on Artificial Intelligence and Statistics*, pages 325–332. PMLR, 2005.
- Jasper Snoek, Hugo Larochelle, and Ryan P Adams. Practical bayesian optimization of machine learning algorithms. *Advances in neural information processing systems*, 25, 2012.
- Jascha Sohl-Dickstein, Eric Weiss, Niru Maheswaranathan, and Surya Ganguli. Deep unsupervised learning using nonequilibrium thermodynamics. In *International conference on machine learning*, pages 2256–2265. pmlr, 2015.
- Yang Song, Jascha Sohl-Dickstein, Diederik P Kingma, Abhishek Kumar, Stefano Ermon, and Ben Poole. Score-based generative modeling through stochastic differential equations. *arXiv preprint arXiv:2011.13456*, 2020.
- Akhilesh Soni, Jeff Linderoth, James Luedtke, and Daniel Pimentel-Alarcón. An integer programming approach to subspace clustering with missing data. *INFORMS Journal on Optimization*, 7(2):83–104, 2025.
- Sho Sonoda and Noboru Murata. Neural network with unbounded activation functions is universal approximator. *Applied and Computational Harmonic Analysis*, 43(2):233–268, 2017.
- Indro Spinelli, Simone Scardapane, and Aurelio Uncini. Missing data imputation with adversarially-trained graph convolutional networks. *Neural Networks*, 129:249–260, 2020.
- Nathan Srebro and Adi Shraibman. Rank, trace-norm and max-norm. In *International Conference on Computational Learning Theory*, pages 545–560. Springer, 2005.
- Nathan Srebro, Jason Rennie, and Tommi S. Jaakkola. Maximum-margin matrix factorization. In *Advances in neural information processing systems*, pages 1329–1336, 2005.
- Daniel J. Stekhoven and Peter Bühlmann. MissForest—non-parametric missing value imputation for mixed-type data. *Bioinformatics*, 28(1):112–118, 10 2011. ISSN 1367-4803. doi:10.1093/bioinformatics/btr597. URL <https://doi.org/10.1093/bioinformatics/btr597>.
- Xiaoyuan Su and Taghi M Khoshgoftaar. A survey of collaborative filtering techniques. *Advances in artificial intelligence*, 2009, 2009.
- Ruoyu Sun and Zhi-Quan Luo. Guaranteed matrix completion via nonconvex factorization. In *2015 IEEE 56th Annual Symposium on Foundations of Computer Science*, pages 270–289, 2015.
- Yige Sun, Jing Li, Yifan Xu, Tingting Zhang, and Xiaofeng Wang. Deep learning versus conventional methods for missing data imputation: A review and comparative study. *Expert Systems with Applications*, 227:120201, 2023.
- Richard S Sutton, Andrew G Barto, et al. *Reinforcement learning: An introduction*, volume 1. MIT press Cambridge, 1998.
- Huayi Tang and Yong Liu. Deep safe incomplete multi-view clustering: Theorem and algorithm. In *International conference on machine learning*, pages 21090–21110. PMLR, 2022.
- Zhenchao Tang, Guanxing Chen, Shouzhi Chen, Jianhua Yao, Linlin You, and Calvin Yu-Chian Chen. Modal-nexus auto-encoder for multi-modality cellular data integration and imputation. *Nature Communications*, 15(1):9021, 2024.
- Yusuke Tashiro, Jiaming Song, Yang Song, and Stefano Ermon. Csd: Conditional score-based diffusion models for probabilistic time series imputation. *Advances in Neural Information Processing Systems*, 34:24804–24816, 2021.
- Lev Telyatnikov and Simone Scardapane. Egg-gae: scalable graph neural networks for tabular data imputation. In *International conference on artificial intelligence and statistics*, pages 2661–2676. PMLR, 2023.



- Tressy Thomas and Enayat Rajabi. A systematic review of machine learning-based missing value imputation techniques. *Data Technologies and Applications*, 55(4):558–585, 2021.
- Conor Tillinghast, Shikai Fang, Kai Zhang, and Shandian Zhe. Probabilistic neural-kernel tensor decomposition. In *2020 IEEE International Conference on Data Mining (ICDM)*, pages 531–540, 2020. doi:10.1109/ICDM50108.2020.00062.
- Tian Tong, Cong Ma, Ashley Prater-Bennette, Erin Tripp, and Yuejie Chi. Scaling and scalability: Provable nonconvex low-rank tensor estimation from incomplete measurements. *Journal of Machine Learning Research*, 23(163):1–77, 2022.
- Adedolapo Aishat Toye, Asuman Celik, and Samantha Kleinberg. Benchmarking missing data imputation methods for time series using real-world test cases. *Proceedings of machine learning research*, 287:480, 2025.
- Luan Tran, Xiaoming Liu, Jiayu Zhou, and Rong Jin. Missing modalities imputation via cascaded residual autoencoder. In *Proceedings of the IEEE conference on computer vision and pattern recognition*, pages 1405–1414, 2017.
- Olga Troyanskaya, Michael Cantor, Gavin Sherlock, Pat Brown, Trevor Hastie, Robert Tibshirani, David Botstein, and Russ B Altman. Missing value estimation methods for dna microarrays. *Bioinformatics*, 17(6):520–525, 2001.
- Manolis Tsakiris and Rene Vidal. Theoretical analysis of sparse subspace clustering with missing entries. In *International Conference on Machine Learning*, pages 4975–4984. PMLR, 2018.
- Koji Tsuda, Shotaro Akaho, and Kiyoshi Asai. The em algorithm for kernel matrix completion with auxiliary data. *Journal of machine learning research*, 4(May):67–81, 2003.
- Ruibo Tu, Cheng Zhang, Paul Ackermann, Karthika Mohan, Hedvig Kjellström, and Kun Zhang. Causal discovery in the presence of missing data. In Kamalika Chaudhuri and Masashi Sugiyama, editors, *Proceedings of the Twenty-Second International Conference on Artificial Intelligence and Statistics*, volume 89 of *Proceedings of Machine Learning Research*, pages 1762–1770. PMLR, 16–18 Apr 2019.
- Ledyard R Tucker. Some mathematical notes on three-mode factor analysis. *Psychometrika*, 31(3):279–311, 1966.
- B.E.T.H. Twala, M.C. Jones, and D.J. Hand. Good methods for coping with missing data in decision trees. *Pattern Recognition Letters*, 29(7):950–956, 2008. ISSN 0167-8655. doi:<https://doi.org/10.1016/j.patrec.2008.01.010>. URL <https://www.sciencedirect.com/science/article/pii/S0167865508000305>.
- Madeleine Udell and Alex Townsend. Why are big data matrices approximately low rank? *SIAM Journal on Mathematics of Data Science*, 1(1):144–160, 2019.
- Stef van Buuren and Karin Groothuis-Oudshoorn. mice: Multivariate imputation by chained equations in r. *Journal of Statistical Software*, 45(3):1–67, 2011. doi:10.18637/jss.v045.i03. URL <https://www.jstatsoft.org/index.php/jss/article/view/v045i03>.
- Stef Van Buuren and Jan LA van Rijkevorsel. Imputation of missing categorical data by maximizing internal consistency. *Psychometrika*, 57(4):567–580, 1992.
- Rianne van den Berg, Thomas N. Kipf, and Max Welling. Graph convolutional matrix completion. abs/1706.02263, 2017.
- Aäron Van Den Oord, Nal Kalchbrenner, and Koray Kavukcuoglu. Pixel recurrent neural networks. In *International conference on machine learning*, pages 1747–1756. PMLR, 2016.
- Laurens Van Der Maaten, Eric O Postma, H Jaap Van Den Herik, et al. Dimensionality reduction: A comparative review. *Journal of machine learning research*, 10(66-71):13, 2009.
- David Van Dijk, Roshan Sharma, Juozas Nainys, Kristina Yim, Pooja Kathail, Ambrose J Carr, Cassandra Burdziak, Kevin R Moon, Christine L Chaffer, Diwakar Pattabiraman, et al. Recovering gene interactions from single-cell data using data diffusion. *Cell*, 174(3):716–729, 2018.
- Petar Veličković, Guillem Cucurull, Arantxa Csanova, Adriana Romero, Pietro Lio, and Yoshua Bengio. Graph attention networks. *arXiv preprint arXiv:1710.10903*, 2017.
- Venkat Venkatasubramanian, Raghunathan Rengaswamy, Kewen Yin, and Surya N Kavuri. A review of process fault detection and diagnosis: Part i: Quantitative model-based methods. *Computers & chemical engineering*, 27(3): 293–311, 2003.
- Kabir Aladin Verchand and Andrea Montanari. High-dimensional logistic regression with missing data: Imputation, regularization, and universality. *arXiv preprint arXiv:2410.01093*, 2024.
- Cédric Villani et al. *Optimal transport: old and new*, volume 338. Springer, 2008.

- Pascal Vincent, Hugo Larochelle, Yoshua Bengio, and Pierre-Antoine Manzagol. Extracting and composing robust features with denoising autoencoders. In *Proceedings of the 25th International Conference on Machine Learning, ICML '08*, pages 1096–1103, New York, NY, USA, 2008. Association for Computing Machinery. ISBN 9781605582054.
- Pascal Vincent, Hugo Larochelle, Isabelle Lajoie, Yoshua Bengio, Pierre-Antoine Manzagol, and Léon Bottou. Stacked denoising autoencoders: Learning useful representations in a deep network with a local denoising criterion. *Journal of machine learning research*, 11(12), 2010.
- Kiri Wagstaff. Clustering with missing values: No imputation required. In *Classification, Clustering, and Data Mining Applications: Proceedings of the Meeting of the International Federation of Classification Societies (IFCS)*, Illinois Institute of Technology, Chicago, 15–18 July 2004, pages 649–658. Springer, 2004.
- Haifeng Wang, Jinchi Chen, and Ke Wei. Implicit regularization and entrywise convergence of riemannian optimization for low tucker-rank tensor completion. *Journal of Machine Learning Research*, 24(347):1–84, 2023a.
- Hailin Wang, Jiangjun Peng, Wenjin Qin, Jianjun Wang, and Deyu Meng. Guaranteed tensor recovery fused low-rankness and smoothness. *IEEE Transactions on Pattern Analysis and Machine Intelligence*, 45(9):10990–11007, 2023b.
- Juexin Wang, Anjun Ma, Yuzhou Chang, Jianting Gong, Yuexu Jiang, Ren Qi, Cankun Wang, Hongjun Fu, Qin Ma, and Dong Xu. scgcn is a novel graph neural network framework for single-cell rna-seq analyses. *Nature communications*, 12(1):1–11, 2021a.
- Jun Wang, Wenjie Du, Yiyuan Yang, Linglong Qian, Wei Cao, Keli Zhang, Wenjia Wang, Yuxuan Liang, and Qingsong Wen. Deep learning for multivariate time series imputation: A survey. *arXiv preprint arXiv:2402.04059*, 2024a.
- Liang Wang, Wei Zhao, Zhuoyu Wei, and Jingming Liu. Simkgc: Simple contrastive knowledge graph completion with pre-trained language models. *arXiv preprint arXiv:2203.02167*, 2022a.
- Lifei Wang, Rui Nie, Xuexia Miao, Yankai Cai, Anqi Wang, Hanwen Zhang, Jiang Zhang, and Jun Cai. Includ+: the deep generative framework with mask modules for multimodal data integration, imputation, and cross-modal generation. *BMC bioinformatics*, 25(1):41, 2024b.
- Meihong Wang, Linling Qiu, and Xiaoli Wang. A survey on knowledge graph embeddings for link prediction. *Symmetry*, 13(3):485, 2021b.
- Qianqian Wang, Huanhuan Lian, Gan Sun, Quanxue Gao, and Licheng Jiao. icmsc: Incomplete cross-modal subspace clustering. *IEEE Transactions on Image Processing*, 30:305–317, 2020a.
- Shoujin Wang, Longbing Cao, Yan Wang, Quan Z Sheng, Mehmet A Orgun, and Defu Lian. A survey on session-based recommender systems. *ACM Computing Surveys (CSUR)*, 54(7):1–38, 2021c.
- Shuyu Wang, Wengen Li, Siyun Hou, Jihong Guan, and Jiamin Yao. Sta-gan: a spatio-temporal attention generative adversarial network for missing value imputation in satellite data. *Remote Sensing*, 15(1):88, 2022b.
- Shuyue Wang, Wenjun Zhou, Shuo Wang, Ren Zheng, et al. Treb: a bert attempt for imputing tabular data imputation. *arXiv preprint arXiv:2410.00022*, 2024c.
- Siwei Wang, Miaomiao Li, Ning Hu, En Zhu, Jingtao Hu, Xinwang Liu, and Jianping Yin. K-means clustering with incomplete data. *IEEE Access*, 7:69162–69171, 2019. doi:10.1109/ACCESS.2019.2910287.
- Tingli Wang and Guoqiong Liao. A review of link prediction in social networks. In *2014 International Conference on Management of e-Commerce and e-Government*, pages 147–150, 2014. doi:10.1109/ICMeCG.2014.38.
- Wenqi Wang, Vaneet Aggarwal, and Shuchin Aeron. Efficient low rank tensor ring completion. In *Proceedings of the IEEE international conference on computer vision*, pages 5697–5705, 2017.
- Xinyang Wang, Hongyu Chen, Jiayu Zhang, and Jicong Fan. Generative adversarial learning for missing data imputation. *Neural Computing and Applications*, 37(3):1403–1416, 2025.
- Yuhao Wang, Vlado Menkovski, Hao Wang, Xin Du, and Mykola Pechenizkiy. Causal discovery from incomplete data: a deep learning approach. *arXiv preprint arXiv:2001.05343*, 2020b.
- Yunsheng Wang, Xinghan Xu, Lei Hu, Jianchao Fan, and Min Han. A time series continuous missing values imputation method based on generative adversarial networks. *Knowledge-Based Systems*, 283:111215, 2024d.
- Philip B Weerakody, Kok Wai Wong, Guanjin Wang, and Wendell Ela. A review of irregular time series data handling with gated recurrent neural networks. *Neurocomputing*, 441:161–178, 2021.
- Yanbin Wei, Qiushi Huang, James T Kwok, and Yu Zhang. Kicgpt: Large language model with knowledge in context for knowledge graph completion. *arXiv preprint arXiv:2402.02389*, 2024.

- Yuxiang Wei, Chunqiu Steven Xia, and Lingming Zhang. Copiloting the copilots: Fusing large language models with completion engines for automated program repair. In *Proceedings of the 31st ACM Joint European Software Engineering Conference and Symposium on the Foundations of Software Engineering*, pages 172–184, 2023.
- Jie Wen, Zheng Zhang, Zhao Zhang, Zhihao Wu, Lunke Fei, Yong Xu, and Bob Zhang. Dimc-net: Deep incomplete multi-view clustering network. In *Proceedings of the 28th ACM international conference on multimedia*, pages 3753–3761, 2020.
- Jie Wen, Zhihao Wu, Zheng Zhang, Lunke Fei, Bob Zhang, and Yong Xu. Structural deep incomplete multi-view clustering network. In *Proceedings of the 30th ACM international conference on information & knowledge management*, pages 3538–3542, 2021.
- Jie Wen, Zheng Zhang, Lunke Fei, Bob Zhang, Yong Xu, Zhao Zhang, and Jinxing Li. A survey on incomplete multiview clustering. *IEEE Transactions on Systems, Man, and Cybernetics: Systems*, 53(2):1136–1149, 2022.
- Zaiwen Wen, Wotao Yin, and Yin Zhang. Solving a low-rank factorization model for matrix completion by a nonlinear successive over-relaxation algorithm. *Mathematical Programming Computation*, 4(4):333–361, 2012.
- Samuel S Wilks. Moments and distributions of estimates of population parameters from fragmentary samples. *The Annals of Mathematical Statistics*, 3(3):163–195, 1932.
- Christopher Williams and Carl Rasmussen. Gaussian processes for regression. *Advances in neural information processing systems*, 8, 1995.
- David Williams, Xuejun Liao, Ya Xue, and Lawrence Carin. Incomplete-data classification using logistic regression. In *Proceedings of the 22nd International Conference on Machine learning*, pages 972–979, 2005.
- Katarzyna Woźnica and Przemysław Biecek. Does imputation matter? benchmark for predictive models. *arXiv preprint arXiv:2007.02837*, 2020.
- Jiahua Wu, Xiangyan Tang, Guangxing Liu, and Bofan Wu. An overview of graph data missing value imputation. In *International Artificial Intelligence Conference*, pages 256–270. Springer, 2023.
- Pan Wu, Lunhui Xu, and Zilin Huang. Imputation methods used in missing traffic data: A literature review. In *International Symposium on Intelligence Computation and Applications*, pages 662–677. Springer, 2019a.
- Tongle Wu and Jicong Fan. Smooth tensor product for tensor completion. *IEEE Transactions on Image Processing*, 2024.
- Xian Wu, Baoxu Shi, Yuxiao Dong, Chao Huang, and Nitesh V Chawla. Neural tensor factorization for temporal interaction learning. In *Proceedings of the Twelfth ACM international conference on web search and data mining*, pages 537–545, 2019b.
- Yao Wu, Christopher DuBois, Alice X. Zheng, and Martin Ester. Collaborative denoising auto-encoders for top-n recommender systems. In *Proceedings of the Ninth ACM International Conference on Web Search and Data Mining*, pages 153–162, 2016.
- Yan Xia, Le Zhang, Nishant Ravikumar, Rahman Attar, Stefan K Piechnik, Stefan Neubauer, Steffen E Petersen, and Alejandro F Frangi. Recovering from missing data in population imaging—cardiac mr image imputation via conditional generative adversarial nets. *Medical Image Analysis*, 67:101812, 2021.
- Hanyu Xiang, Qin Zou, Muhammad Ali Nawaz, Xianfeng Huang, Fan Zhang, and Hongkai Yu. Deep learning for image inpainting: A survey. *Pattern Recognition*, 134:109046, 2023. ISSN 0031-3203. doi:<https://doi.org/10.1016/j.patcog.2022.109046>. URL <https://www.sciencedirect.com/science/article/pii/S003132032200526X>.
- Feng Xiao and Jicong Fan. Unsupervised anomaly detection in the presence of missing values. In A. Globerson, L. Mackey, D. Belgrave, A. Fan, U. Paquet, J. Tomczak, and C. Zhang, editors, *Advances in Neural Information Processing Systems*, volume 37, pages 138130–138162. Curran Associates, Inc., 2024. URL [https://proceedings.neurips.cc/paper\\_files/paper/2024/file/f99f7b22ad47fa6ce151730cf8d17911-Paper-Conference.pdf](https://proceedings.neurips.cc/paper_files/paper/2024/file/f99f7b22ad47fa6ce151730cf8d17911-Paper-Conference.pdf).
- Jin-Yu Xie, Hao Zhang, Xi-Le Zhao, and Yi-Si Luo. Irtf: A new tensor factorization for irregular multidimensional data recovery. *Knowledge-Based Systems*, page 114372, 2025.
- Junyuan Xie, Linli Xu, and Enhong Chen. Image denoising and inpainting with deep neural networks. In F. Pereira, C.J. Burges, L. Bottou, and K.Q. Weinberger, editors, *Advances in Neural Information Processing Systems*, volume 25. Curran Associates, Inc., 2012a. URL <https://proceedings.neurips.cc/paper/2012/file/6cdd60ea0045eb7a6ec44c54d29ed402-Paper.pdf>.
- Junyuan Xie, Ross Girshick, and Ali Farhadi. Unsupervised deep embedding for clustering analysis. In *International conference on machine learning*, pages 478–487. PMLR, 2016a.

- Q. Xie, Q. Zhao, D. Meng, and Z. Xu. Kronecker-basis-representation based tensor sparsity and its applications to tensor recovery. *IEEE Transactions on Pattern Analysis and Machine Intelligence*, 40(8):1888–1902, 2018.
- Ruimin Xie, Nabil Magbool Jan, Kuangrong Hao, Lei Chen, and Biao Huang. Supervised variational autoencoders for soft sensor modeling with missing data. *IEEE Transactions on Industrial Informatics*, 16(4):2820–2828, 2020. doi:10.1109/TII.2019.2951622.
- Yao Xie, Jiayi Huang, and Rebecca Willett. Change-point detection for high-dimensional time series with missing data. *IEEE Journal of Selected Topics in Signal Processing*, 7(1):12–27, 2012b.
- Yuan Xie, Shuhang Gu, Yan Liu, Wangmeng Zuo, Wensheng Zhang, and Lei Zhang. Weighted Schatten  $p$ -norm minimization for image denoising and background subtraction. *IEEE Transactions on Image Processing*, 25(10):4842–4857, 2016b. doi:10.1109/TIP.2016.2599290.
- Chen Xu and Yao Xie. Conformal anomaly detection on spatio-temporal observations with missing data. *arXiv preprint arXiv:2105.11886*, 2021.
- Da Xu, Paul Jen-Hwa Hu, Ting-Shuo Huang, Xiao Fang, and Chih-Chin Hsu. A deep learning-based, unsupervised method to impute missing values in electronic health records for improved patient management. *Journal of Biomedical Informatics*, 111:103576, 2020a. ISSN 1532-0464. doi:https://doi.org/10.1016/j.jbi.2020.103576.
- Derong Xu, Ziheng Zhang, Zhenxi Lin, Xian Wu, Zhihong Zhu, Tong Xu, Xiangyu Zhao, Yefeng Zheng, and Enhong Chen. Multi-perspective improvement of knowledge graph completion with large language models. *arXiv preprint arXiv:2403.01972*, 2024a.
- Gehui Xu, Jie Wen, Chengliang Liu, Bing Hu, Yicheng Liu, Lunke Fei, and Wei Wang. Deep variational incomplete multi-view clustering: Exploring shared clustering structures. In *Proceedings of the AAAI conference on artificial intelligence*, volume 38, pages 16147–16155, 2024b.
- Haotian Xu, Paromita Dubey, and Yi Yu. Online network change point detection with missing values and temporal dependence. *Journal of Time Series Analysis*, 2025.
- Jie Xu, Chao Li, Yazhou Ren, Liang Peng, Yujie Mo, Xiaoshuang Shi, and Xiaofeng Zhu. Deep incomplete multi-view clustering via mining cluster complementarity. In *Proceedings of the AAAI conference on artificial intelligence*, volume 36, pages 8761–8769, 2022.
- Junlin Xu, Lijun Cai, Bo Liao, Wen Zhu, and JiaLiang Yang. Cmf-impute: an accurate imputation tool for single-cell rna-seq data. *Bioinformatics*, 36(10):3139–3147, 2020b.
- Keyulu Xu, Weihua Hu, Jure Leskovec, and Stefanie Jegelka. How powerful are graph neural networks? In *ICLR*, 2019a.
- Rui Xu, Xiaoxiao Li, Bolei Zhou, and Chen Change Loy. Deep flow-guided video inpainting. In *Proceedings of the IEEE/CVF Conference on Computer Vision and Pattern Recognition*, pages 3723–3732, 2019b.
- Yangyang Xu and Wotao Yin. A block coordinate descent method for regularized multiconvex optimization with applications to nonnegative tensor factorization and completion. *SIAM Journal on imaging sciences*, 6(3):1758–1789, 2013.
- Yangyang Xu, Ruru Hao, Wotao Yin, and Zhixun Su. Parallel matrix factorization for low-rank tensor completion. *arXiv preprint arXiv:1312.1254*, 2013.
- Yungang Xu, Zhigang Zhang, Lei You, Jiajia Liu, Zhiwei Fan, and Xiaobo Zhou. scigans: single-cell rna-seq imputation using generative adversarial networks. *Nucleic acids research*, 48(15):e85–e85, 2020c.
- Pranjal Yadav, Michael Steinbach, Vipin Kumar, and Gyorgy Simon. Mining electronic health records (ehrs) a survey. *ACM Computing Surveys (CSUR)*, 50(6):1–40, 2018.
- Nobuhiko Yamaguchi, Osamu Fukuda, and Hiroshi Okumura. Model-based reinforcement learning with missing data. In *2020 Eighth International Symposium on Computing and Networking Workshops (CANDARW)*, pages 168–171. IEEE, 2020.
- Yuling Yan, Yuxin Chen, and Jianqing Fan. Inference for heteroskedastic pca with missing data. *The Annals of Statistics*, 52(2):729–756, 2024.
- Bo Yang, Gang Wang, and Nicholas D Sidiropoulos. Tensor completion via group-sparse regularization. In *2016 50th Asilomar Conference on Signals, Systems and Computers*, pages 1750–1754. IEEE, 2016.
- Congyuan Yang, Daniel Robinson, and Rene Vidal. Sparse subspace clustering with missing entries. In *International Conference on Machine Learning*, pages 2463–2472, 2015.

- Ling Yang, Zhilong Zhang, Yang Song, Shenda Hong, Runsheng Xu, Yue Zhao, Wentao Zhang, Bin Cui, and Ming-Hsuan Yang. Diffusion models: A comprehensive survey of methods and applications. *ACM Computing Surveys*, 56(4):1–39, 2023.
- Shu Yang, Linbo Wang, and Peng Ding. Causal inference with confounders missing not at random. *Biometrika*, 106(4):875–888, 2019.
- Shuo Yang, Minjing Dong, Yunhe Wang, and Chang Xu. Adversarial recurrent time series imputation. *Ieee transactions on neural networks and learning systems*, 34(4):1639–1650, 2020.
- Liang Yao, Jiazhen Peng, Chengsheng Mao, and Yuan Luo. Exploring large language models for knowledge graph completion. In *ICASSP 2025-2025 IEEE International Conference on Acoustics, Speech and Signal Processing (ICASSP)*, pages 1–5. IEEE, 2025.
- Frank Yates. The analysis of replicated experiments when the field results are incomplete. *Empire Journal of Experimental Agriculture*, 1(2):129–142, 1933.
- Joonyoung Yi, Juhyuk Lee, Kwang Joon Kim, Sung Ju Hwang, and Eunho Yang. Why not to use zero imputation? correcting sparsity bias in training neural networks. *arXiv preprint arXiv:1906.00150*, 2019.
- Joonyoung Yi, Juhyuk Lee, Kwang Joon Kim, Sung Ju Hwang, and Eunho Yang. Why not to use zero imputation? correcting sparsity bias in training neural networks. In *8th International Conference on Learning Representations*, 2020.
- Jinsung Yoon, James Jordon, and Mihaela Schaar. Gain: Missing data imputation using generative adversarial nets. In *International conference on machine learning*, pages 5689–5698. PMLR, 2018.
- Seongwook Yoon and Sanghoon Sull. Gamin: Generative adversarial multiple imputation network for highly missing data. In *Proceedings of the IEEE/CVF conference on computer vision and pattern recognition*, pages 8456–8464, 2020.
- Jiaxuan You, Xiaobai Ma, Yi Ding, Mykel J Kochenderfer, and Jure Leskovec. Handling missing data with graph representation learning. *Advances in Neural Information Processing Systems*, 33:19075–19087, 2020.
- Fangchen Yu, Runze Zhao, Zhan Shi, Yiwen Lu, Jicong Fan, Yicheng Zeng, Jianfeng Mao, and Wenye Li. Boosting spectral clustering on incomplete data via kernel correction and affinity learning. In A. Oh, T. Naumann, A. Globerson, K. Saenko, M. Hardt, and S. Levine, editors, *Advances in Neural Information Processing Systems*, volume 36, pages 72583–72603. Curran Associates, Inc., 2023. URL [https://proceedings.neurips.cc/paper\\_files/paper/2023/file/e5aa7171449b83f8b4eec1623eac9906-Paper-Conference.pdf](https://proceedings.neurips.cc/paper_files/paper/2023/file/e5aa7171449b83f8b4eec1623eac9906-Paper-Conference.pdf).
- Jiahui Yu, Zhe Lin, Jimei Yang, Xiaohui Shen, Xin Lu, and Thomas S Huang. Generative image inpainting with contextual attention. In *Proceedings of the IEEE conference on computer vision and pattern recognition*, pages 5505–5514, 2018.
- Longhao Yuan, Chao Li, Danilo Mandic, Jianting Cao, and Qibin Zhao. Tensor ring decomposition with rank minimization on latent space: An efficient approach for tensor completion. In *Proceedings of the AAAI Conference on Artificial Intelligence*, volume 33, pages 9151–9158, 2019.
- Ming Yuan and Cun-Hui Zhang. On tensor completion via nuclear norm minimization. *Foundations of Computational Mathematics*, 16(4):1031–1068, 2016.
- Seongjun Yun, Minbyul Jeong, Raehyun Kim, Jaewoo Kang, and Hyunwoo J Kim. Graph transformer networks. *Advances in neural information processing systems*, 32, 2019.
- Seongjun Yun, Seoyoon Kim, Junhyun Lee, Jaewoo Kang, and Hyunwoo J Kim. Neo-gnns: Neighborhood overlap-aware graph neural networks for link prediction. *Advances in Neural Information Processing Systems*, 34:13683–13694, 2021.
- Aznilinda Zainuddin, Muhammad Asraf Hairuddin, Ahmad Ihsan Mohd Yassin, Zatul Iffah Abd Latiff, and Aziemah Azhar. Time series data and recent imputation techniques for missing data: A review. In *2022 International Conference on Green Energy, Computing and Sustainable Technology (GECOST)*, pages 346–350. IEEE, 2022.
- Mohamad Zamini, Hassan Reza, and Minou Rabiei. A review of knowledge graph completion. *Information*, 13(8):396, 2022.
- Tadesse Zemicheal and Thomas G. Dietterich. Anomaly detection in the presence of missing values for weather data quality control. In *Proceedings of the 2nd ACM SIGCAS Conference on Computing and Sustainable Societies, COM-PASS '19*, pages 65–73, New York, NY, USA, 2019. Association for Computing Machinery. ISBN 9781450367141. doi:10.1145/3314344.3332490. URL <https://doi.org/10.1145/3314344.3332490>.

- Yifan Zhan, Rui Yang, Junxian You, Mengjie Huang, Weibo Liu, and Xiaohui Liu. A systematic literature review on incomplete multimodal learning: techniques and challenges. *Systems Science & Control Engineering*, 13(1):2467083, 2025a.
- Zhaokang Zhan, Dazhong Ma, Xuguang Hu, and Siqi Zhang. An online collaborative imputation method for industrial missing data based on multi-scale matgan in edge computing. *IEEE Internet of Things Journal*, 2025b.
- Feng Zhang, Jianjun Wang, Wendong Wang, and Chen Xu. Low-tubal-rank plus sparse tensor recovery with prior subspace information. *IEEE transactions on pattern analysis and machine intelligence*, 43(10):3492–3507, 2020a.
- Haochen Zhang, Yuyang Dong, Chuan Xiao, and Masafumi Oyamada. Large language models as data preprocessors. *arXiv preprint arXiv:2308.16361*, 2023.
- Hengrui Zhang, Liancheng Fang, Qitian Wu, and Philip S Yu. Diffputer: Empowering diffusion models for missing data imputation. In *The Thirteenth International Conference on Learning Representations*, 2025a.
- Kai Zhang, Qinmin Yang, Chao Li, Xin Sun, and Jiming Chen. Missing data recovery methods on multivariate time series in iot: A comprehensive survey. *IEEE Communications Surveys & Tutorials*, 2025b.
- Lihua Zhang and Shihua Zhang. Comparison of computational methods for imputing single-cell rna-sequencing data. *IEEE/ACM transactions on computational biology and bioinformatics*, 17(2):376–389, 2018.
- Muhan Zhang and Yixin Chen. Link prediction based on graph neural networks. *Advances in neural information processing systems*, 31, 2018.
- Muhan Zhang and Yixin Chen. Inductive matrix completion based on graph neural networks. In *International Conference on Learning Representations*, 2020. URL <https://openreview.net/forum?id=ByxxgCEYDS>.
- Shuai Zhang, Lina Yao, Aixin Sun, and Yi Tay. Deep learning based recommender system: A survey and new perspectives. *ACM Comput. Surv.*, 52(1):1–38, 2019a.
- Shuo Zhang, Zhilong Zhang, Yuxi Zhou, Shenda Hong, and Huixin Liu. Comparison of imputation strategies for incomplete electronic health data. *medRxiv*, pages 2025–08, 2025c.
- Weina Zhang, Xingming Zhang, Haoxiang Wang, and Dongpei Chen. A deep variational matrix factorization method for recommendation on large scale sparse dataset. *Neurocomputing*, 334:206–218, 2019b.
- Xinmeng Zhang, Chao Yan, Cheng Gao, Bradley A Malin, and You Chen. Predicting missing values in medical data via xgboost regression. *Journal of healthcare informatics research*, 4(4):383–394, 2020b.
- Xinyi Zhang, Qichen Wang, Cheng Xu, Yun Peng, and Jianliang Xu. Fedknn: secure federated k-nearest neighbor search. *Proceedings of the ACM on Management of Data*, 2(1):1–26, 2024a.
- Yi Zhang, Miaomiao Li, Siwei Wang, Sisi Dai, Lei Luo, En Zhu, Huiying Xu, Xinzhong Zhu, Chaoyun Yao, and Hao-ran Zhou. Gaussian mixture model clustering with incomplete data. *ACM Transactions on Multimedia Computing, Communications, and Applications (TOMM)*, 17(1s):1–14, 2021a.
- Yichi Zhang, Zhuo Chen, Lingbing Guo, Yajing Xu, Wen Zhang, and Huajun Chen. Making large language models perform better in knowledge graph completion. In *Proceedings of the 32nd ACM international conference on multimedia*, pages 233–242, 2024b.
- Yifan Zhang and Peter J Thorburn. Handling missing data in near real-time environmental monitoring: A system and a review of selected methods. *Future Generation Computer Systems*, 128:63–72, 2022.
- Yimei Zhang, Xiangjie Kong, Wenfeng Zhou, Jin Liu, Yanjie Fu, and Guojian Shen. A comprehensive survey on traffic missing data imputation. *IEEE Transactions on Intelligent Transportation Systems*, 2024c.
- Ying Zhang, Baohang Zhou, Xiangrui Cai, Wenya Guo, Xiaoke Ding, and Xiaojie Yuan. Missing value imputation in multivariate time series with end-to-end generative adversarial networks. *Information Sciences*, 551:67–82, 2021b.
- Ying Zhang, Yu Zhao, Xuhui Sui, Baohang Zhou, Xiangrui Cai, Li Shen, Xiaojie Yuan, and Dacheng Tao. Hyper-modal imputation diffusion embedding with dual-distillation for federated multimodal knowledge graph completion. *arXiv preprint arXiv:2506.22036*, 2025d.
- Zemin Zhang and Shuchin Aeron. Exact tensor completion using t-svd. *IEEE Transactions on Signal Processing*, 65(6):1511–1526, 2016.
- Zhaoyang Zhang, Hongtu Zhu, Yingjie Zhang, Hai Shu, and Ziqi Chen. Enhancing missing data imputation through combined bipartite graph and complete directed graph. *Neurocomputing*, page 130717, 2025e.
- Zhen Zhang, Yongming Han, and Zhiqiang Geng. Learning to detect industrial time-series anomalies from imputation consistency with sparse observations. *IEEE Transactions on Neural Networks and Learning Systems*, 2025f.

- He Zhao, Ke Sun, Amir Dezfouli, and Edwin V. Bonilla. Transformed distribution matching for missing value imputation. In Andreas Krause, Emma Brunskill, Kyunghyun Cho, Barbara Engelhardt, Sivan Sabato, and Jonathan Scarlett, editors, *Proceedings of the 40th International Conference on Machine Learning*, volume 202 of *Proceedings of Machine Learning Research*, pages 42159–42186. PMLR, 23–29 Jul 2023.
- Liang Zhao, Zhikui Chen, Yi Yang, Z. Jane Wang, and Victor C.M. Leung. Incomplete multi-view clustering via deep semantic mapping. *Neurocomputing*, 275:1053–1062, 2018. ISSN 0925-2312. doi:<https://doi.org/10.1016/j.neucom.2017.07.016>. URL <https://www.sciencedirect.com/science/article/pii/S0925231217312535>.
- Qibin Zhao, Liqing Zhang, and Andrzej Cichocki. Bayesian cp factorization of incomplete tensors with automatic rank determination. *IEEE transactions on pattern analysis and machine intelligence*, 37(9):1751–1763, 2015.
- Qibin Zhao, Guoxu Zhou, Shengli Xie, Liqing Zhang, and Andrzej Cichocki. Tensor ring decomposition. *arXiv preprint arXiv:1606.05535*, 2016.
- Yuxuan Zhao, Eric Landgrebe, Eliot Shekhtman, and Madeleine Udell. Online missing value imputation and change point detection with the gaussian copula. In *Proceedings of the AAAI Conference on Artificial Intelligence*, volume 36, pages 9199–9207, 2022.
- Shuhan Zheng and Nontawat Charoenphakdee. Diffusion models for missing value imputation in tabular data. *arXiv preprint arXiv:2210.17128*, 2022.
- Yin Zheng, Bangsheng Tang, Wenkui Ding, and Hanning Zhou. A neural autoregressive approach to collaborative filtering. In *Proceedings of the 33rd International Conference on Machine Learning*, volume 48, pages 764–773, 2016.
- Tao Zhou. Progresses and challenges in link prediction. *Iscience*, 24(11), 2021.
- Yi-Hui Zhou and Ehsan Saghapour. Imputehr: a visualization tool of imputation for the prediction of biomedical data. *Frontiers in Genetics*, 12, 2021.
- Jun-Yan Zhu, Taesung Park, Phillip Isola, and Alexei A Efros. Unpaired image-to-image translation using cycle-consistent adversarial networks. In *Proceedings of the IEEE international conference on computer vision*, pages 2223–2232, 2017.
- Zhaocheng Zhu, Zuobai Zhang, Louis-Pascal Xhonneux, and Jian Tang. Neural bellman-ford networks: A general graph neural network framework for link prediction. *Advances in neural information processing systems*, 34:29476–29490, 2021.
- Hooman Ziaei-Halimejani, Nima Nazemzadeh, Reza Zarghami, Krist V. Gernaey, Martin Peter Andersson, Seyed Soheil Mansouri, and Navid Mostoufi. Fault diagnosis of chemical processes based on joint recurrence quantification analysis. *Computers & Chemical Engineering*, 155:107549, 2021. ISSN 0098-1354.