

UN-ATTRIBUTABILITY: COMPUTING NOVELTY FROM RETRIEVAL & SEMANTIC SIMILARITY

Philipp Davydov Ameya Prabhu Matthias Bethge Elisa Nguyen[†] Seong Joon Oh[†]
Tübingen AI Center, University of Tübingen

ABSTRACT

Understanding how language-model outputs relate to the pretraining corpus is central to studying model behavior. Most training-data attribution (TDA) methods ask which training examples causally influence a given output, often using leave-one-out tests. We invert the question: which outputs *cannot* be attributed to any pretraining example? We introduce *un-attributability* as an operational measure of semantic novelty: an output is *novel* if the pretraining corpus contains no semantically similar context. We approximate this with a simple two-stage retrieval pipeline: index the corpus with lightweight GIST embeddings, retrieve the top- n candidates, then rerank with ColBERTv2. If the nearest corpus item is less attributable than a human-generated text reference, we consider the output of the model as novel. We evaluate on SmolLM and SmolLM2 and report three findings: (1) models draw on pretraining data across much longer spans than previously reported; (2) some domains systematically promote or suppress novelty; and (3) instruction tuning not only alters style but also increases novelty. Reframing novelty assessment around *un-attributability* enables efficient analysis at pretraining scale. We release ~ 20 TB of corpus chunks and index artifacts to support replication and large-scale extension of our analysis at <https://huggingface.co/datasets/stai-tuebingen/faiss-smollm>.

1 INTRODUCTION

Large language models (LLMs) now power chatbots, copilots, and autonomous agents. Understanding how language model outputs relate to their pretraining corpora is central to studying model behavior and generalization. A key question is whether an output is *novel* – not traceable to memorizing training data. Measuring novelty reveals when models generalize beyond what they have seen, signals compositional generalization, assessing the *true zero-shot* behavior – informing debates about provenance and intellectual property. Thus, computing novelty is both a technical problem and a prerequisite for interpreting what LLMs actually learn.

Training data attribution (TDA) methods address related questions by tracing model behavior back to specific data (Hammoudeh & Lowd, 2024; Deng et al., 2025). Two approaches dominate (Chang et al., 2025): *causal influence* methods measure a training sample’s leave-one-out effect (Koh & Liang, 2017) but do not scale to trillion-token corpora; *factual attribution* methods scale but rely on lexical matches between outputs and training text (Liu et al., 2025b;a; Wang et al., 2025c), not being robust to many simple variations. These approaches have taught us much about what can be *definitively* attributed. Yet many consequential questions hinge on the opposite: what *cannot* be attributed.

We address this gap by inverting the usual TDA question and focusing on *un-attributability*. Rather than asking which training samples caused an output, we ask which outputs *cannot* be attributed to the pretraining corpus. We treat such outputs as *novel*. Our test is strict: the pretraining data must contain neither lexical overlaps nor semantically similar contexts with the generation (Figure 1).

We operationalize this test using best-match semantic similarity between a generation and the full pretraining corpus. Concretely, we compute GIST embeddings (Solatorio, 2024) over corpus chunks, build a vector index, retrieve the top- n candidates, and re-rank them with Col-

[†]Equal Supervision

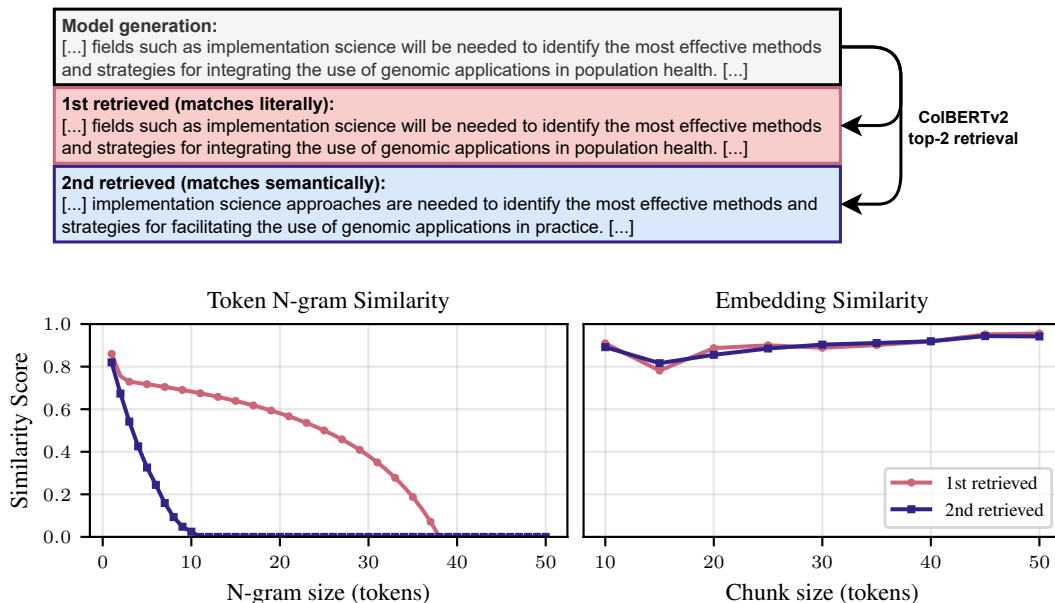


Figure 1: **Embedding similarity is more robust to long or paraphrased texts than N-gram similarity.** Comparison of similarity measured with N-gram overlap (left) and embedding cosine similarity (right) with increasing sequence length. The similarity is measured between a model generation and its top 2 closest semantic matches in the pretraining corpus retrieved using our test. Both training excerpts convey the same information as the generation, but lexical overlap fails to recognize this with larger N-grams, whereas embeddings remain robust.

BERTv2 (Santhanam et al., 2022). To calibrate attribution scores, we also evaluate held-out human-written references that are guaranteed not to appear in the pretraining data. If even a strong ranker such as ColBERTv2 assigns lower similarity to an LLM output than to such known-novel human text, we deem it as *novel*. This procedure offers greater coverage and auditability than lexical matching, is model- and task-agnostic, and is lightweight enough to run on full pretraining corpora. It thus offers a scalable way to collect evidence of what is *not* attributable.

We apply the test to SmoLLM (Allal et al., 2024) and SmoLLM2 (Allal et al., 2025), two LLMs with open pretraining corpora. Our analysis reveals surprising patterns missed by previous lexical methods (McCoy et al., 2023; Merrill et al., 2024). First, both models draw on pretraining data over much longer sequences than previously reported. Second, novelty varies systematically by task domain. Third, embedding-based novelty estimates are stable under style shifts from instruction tuning; after accounting for these shifts, instruction tuning substantially increases novelty. These results suggest that instruction tuning shapes not only style but also compositional generation behavior.

Our contributions are conceptual and practical. Conceptually, we invert the goal of TDA from what is attributable to what is definitively *not* attributable. Practically, we present a lightweight test for model novelty based on *un*-attributability and conduct a large-scale study on SmoLLM and SmoLLM2. We also release the corresponding indices and corpus chunks of SmoLLM and SmoLLM2 to support replication and extension.

2 RELATED WORK

We situate our work in relation to fields studying the capabilities of a model in relation to the training data, namely, training data attribution (TDA), causal and factual, as well as memorization research.

Causal TDA. Causal TDA attributes model behavior to a training sample by the treatment effect that including the sample in the training dataset has on the observed behavior, also known as the leave-one-out (LOO) effect. Since LOO is infeasible to compute explicitly across datasets, the field of TDA studies approximations of LOO, where influence functions (Hampel, 1974) (IF) are most

prominent. Method work studies how to adapt IFs to deep models, where convexity assumptions break, computational and memory costs explode, resulting in a variety of IF adaptations (Koh & Liang, 2017; Schioppa et al., 2022; Chang et al., 2025; Grosse et al., 2023; Park et al., 2023; Pruthi et al., 2020; Wang et al., 2025a; Choe et al., 2024; Xia et al., 2024). However, IFs are known to be fragile when assumptions are not met (Bae et al., 2022; Basu et al., 2021; Epifano et al., 2023; Nguyen et al., 2023). Another line of work estimates LOO through unrolled differentiation through the training process, bypassing model convergence assumptions and considering different optimizer algorithms (Hara et al., 2019; Bae et al., 2024; Wang et al., 2025b; Ilyas & Engstrom, 2025). While both approaches approximate LOO in deep models like LLMs, their memory and computational demands limit scalability to large pretraining corpora, requiring workarounds. For instance, Guo et al. (2021) reduce costs by retrieving candidate samples via k -nearest neighbors in embedding space, while Grosse et al. (2023) rely on TF-IDF filtering to preselect potentially influential samples. These approaches assume that influential samples must lie close in some representation space, but this is not guaranteed (Hu et al., 2024) when not explicitly trained for it, like in Yeh et al. (2018); Sun et al. (2025). We invert this logic: when the nearest samples in representation space are dissimilar from the generation, we interpret this un-attributability as novelty – evidence that the model’s output is composed rather than reused.

Factual TDA. Factual TDA attributes LLM outputs back to the training data to identify what grounds the output (Chang et al., 2025). For this task, retrieval methods relying on lexical overlap like BM25 and n -gram overlap (Liu et al., 2025a; Merrill et al., 2024; McCoy et al., 2023; Liu et al., 2025b; Gottesman et al., 2025; Peng et al., 2023; Wang et al., 2025c) offer a strong baseline and are often better suited than causal TDA (Akyürek et al., 2022; Chang et al., 2025). Additionally, lexical overlap-based retrieval methods are considerably more lightweight than causal TDA, allowing them to scale efficiently to large datasets such as pretraining corpora. However, lexical overlap is an overly strict criterion, as it underestimates the possibility that a model learns facts from paraphrased documents. For factual attribution, or in our case, evaluating novelty by un-attributability, it is more appropriate to consider a semantic representation of the generation and measure semantic similarity.

Memorization and membership inference. Closely related are studies of memorization and membership inference. Memorization work (Wu et al., 2025; Feldman & Zhang, 2020) typically investigates whether specific samples can be elicited verbatim from a model, whereas our notion of novelty captures whether the underlying *information* is present in the corpus, even if paraphrased. Membership inference attacks (MIA) (Puerto et al., 2025; Mesana et al., 2025; Zhang et al., 2025; 2024) instead ask whether a particular example was part of pretraining, often in adversarial settings. While informative for data privacy, MIAs do not address the broader question of how models generate text not attributable to their training data. Our novelty measure, therefore, complements both attribution and memorization/MIA, providing a new perspective on generalization.

3 DEFINING NOVELTY AS WHAT IS *Un*-ATTRIBUTABLE

We propose a retrieval-based test for semantic novelty in LLM outputs, analyzing generalization with respect to the training data. The central challenge is the scale of pretraining corpora. To make the problem tractable, we focus on *un-attribution*: showing that no close semantic match to the output exists in the corpus. This reduces the task to large-scale retrieval. If no close match is found, we deem the output novel rather than attributable to the corpus. We use a two-stage pipeline (Figure 2). Stage 1 performs initial retrieval over GIST embeddings with FAISS (Douze et al., 2024); Stage 2 reranks candidates with ColBERTv2 (Santhanam et al., 2022). Algorithm 1 details the procedure, and we will release our code upon publication.

3.1 STAGE 1: BUILDING THE VECTOR INDEX AND INITIAL RETRIEVAL

We first build a cosine-similarity-based FAISS index (Douze et al., 2024) I_{FAISS} to enable efficient search over the entire pretraining corpus. Because FAISS operates on vectors, we embed corpus chunks with the GIST model (Solatorio, 2024). GIST embeddings are compact, reducing storage costs; yet expressive, as evidenced by strong MTEB performance (Muennighoff et al., 2023; Enevoldsen et al., 2025), allowing accurate attribution at pretraining scale. We chunk text at the GIST model’s maximum length (512 tokens) and L2-normalize all embeddings so inner products

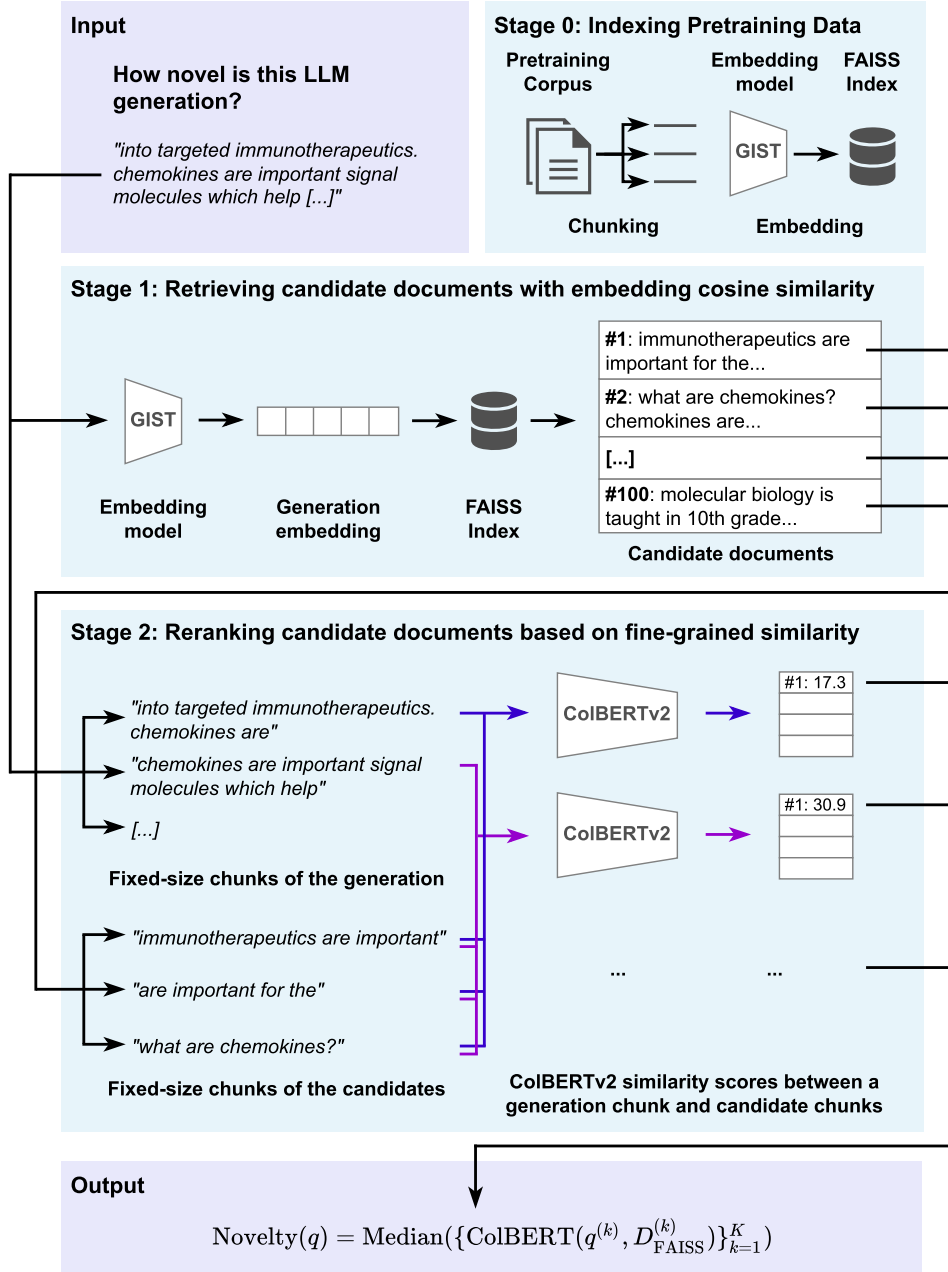


Figure 2: **Pipeline for scoring the novelty of an LLM output q .** We test whether q is *unattributable* to the pretraining corpus – our operational definition of novelty. *Stage 0 (one-time)*: Chunk the corpus, compute L2-normalized GIST (Solatorio, 2024) embeddings, and build a cosine-similarity FAISS (Douze et al., 2024) index. *Stage 1*: Embed q with GIST and retrieve the top- n nearest corpus chunks. *Stage 2*: Rerank retrieved candidates with ColBERTv2 (Santhanam et al., 2022) at multiple chunk sizes. The novelty score is the median, over q ’s chunks, of the ColBERTv2 similarity to the best retrieved chunk, normalized by the sequence length and corresponding baseline score.

equal cosine similarity.¹ At query time, we embed and L2-normalize the LLM output q , then retrieve the top- $n = 100$ nearest corpus chunks, balancing recall and compute. Please refer to Appendix A for additional analysis about this choice.

¹We publish the searchable index and corresponding corpus chunks at <https://huggingface.co/datasets/stai-tuebingen/faiss-smollm>.

Algorithm 1 Novelty test with retrieval, reranking, and baseline-normalized scoring

Require: I_{FAISS} (FAISS index over L2-normalized GIST embeddings), q (LLM output), b (baseline text), ϕ_{GIST} (GIST embedder), ColBERT (ColBERTv2 reranker), $n > 0$ (initial retrieval size), $k > 0$ (chunk size in tokens)

Stage 1: Initial retrieval (cosine similarity via FAISS)

$D_q \leftarrow \text{kNN}(I_{\text{FAISS}}, \phi_{\text{GIST}}(q), n)$

$D_b \leftarrow \text{kNN}(I_{\text{FAISS}}, \phi_{\text{GIST}}(b), n)$

Stage 2: Reranking and normalized scoring

$Q^{(k)} \leftarrow \text{chunk}(q, k); \quad B^{(k)} \leftarrow \text{chunk}(b, k)$

$C_q^{(k)} \leftarrow \bigcup_{d \in D_q} \text{chunk}(d, k); \quad C_b^{(k)} \leftarrow \bigcup_{d \in D_b} \text{chunk}(d, k)$

Define length-normalized best-match score for chunk x :

$$\tilde{s}(x, C) = \frac{\max_{c \in C} \text{ColBERT}(x, c)}{|x|} \quad (|x| = \# \text{ query tokens used by ColBERT})$$

Compute baseline normalizer (robust central tendency):

$\mu_B^{(k)} \leftarrow \text{mean}(\{\tilde{s}(b^{(k)}, C_b^{(k)}) : b^{(k)} \in B^{(k)}\})$

Compute per-chunk similarity ratios for q :

$R^{(k)} \leftarrow [\tilde{s}(q^{(k)}, C_q^{(k)}) / \mu_B^{(k)} : q^{(k)} \in Q^{(k)}]$

Output: summary novelty score and diagnostics

$N^{(k)} \leftarrow \text{median}(R^{(k)}) \quad \triangleright \text{Novelty/attribution ratio for } k; < 1 = \text{more novel than baseline}$

return $N^{(k)}, R^{(k)}$

3.2 STAGE 2: RE-RANKING USING COLBERTV2 FOR FINE-GRAINED ANALYSIS

We then rerank the top 100 candidates with finer-grained similarity via ColBERTv2 (Santhanam et al., 2022). We chunk both the LLM output and the retrieved candidates at one or more sizes and rerank with ColBERTv2, which operates on context-dependent token embeddings and is widely used for reranking (Zhao et al., 2024). Varying chunk size lets us examine how length affects novelty.

While ColBERTv2 scores are accurate, they have two drawbacks: (1) without a reference, they are hard to interpret; and (2) because they sum over query tokens, they are length-biased. We address both by (a) normalizing scores by query-token count and (b) comparing each output to a human-written domain-matched baseline b , if available. The resulting similarity ratio is interpretable: values < 1 indicate q is more novel than the baseline; values > 1 indicate greater attributable overlap. This mechanism allows us to compare model novelty relative to human-written text.

4 EXPERIMENTS

We measure novelty as whether the model outputs are not attributable to the pretraining corpus, i.e. are less similar compared to a human baseline and report our experimental setup and results.

4.1 EXPERIMENTAL SETUP

Because the test requires full access to the pretraining corpus, we limit our analysis to the publicly available SmolLM (Allal et al., 2024) and SmolLM2 (Allal et al., 2025) model families. We evaluate novelty as a function of output length, varying the chunk size $k \in \{50, 100, 150, \dots, 500\}$ tokens. We consider two settings: open-domain and domain-specific generation, to assess the effect of domain on novelty. For the open-domain setting, we use a subset of Dolma (Soldaini et al., 2024) as a human baseline, following Merrill et al. (2024). For the domain-specific setting, we analyze benchmark generations and compare them to the benchmark targets.

4.2 ANALYZING NATURAL GENERATION BEHAVIOR

Inspired by Merrill et al. (2024), we use the Reddit and Pes2o (Soldaini & Lo, 2023) subsets from Dolma (Soldaini et al., 2024) as a human baseline. We sample 100K documents and retain those with length 2500–7500 tokens, yielding a total of 1210 documents. Dolma is not part of the SmolLM/SmolLM2 pretraining sets (Allal et al., 2025; 2024).

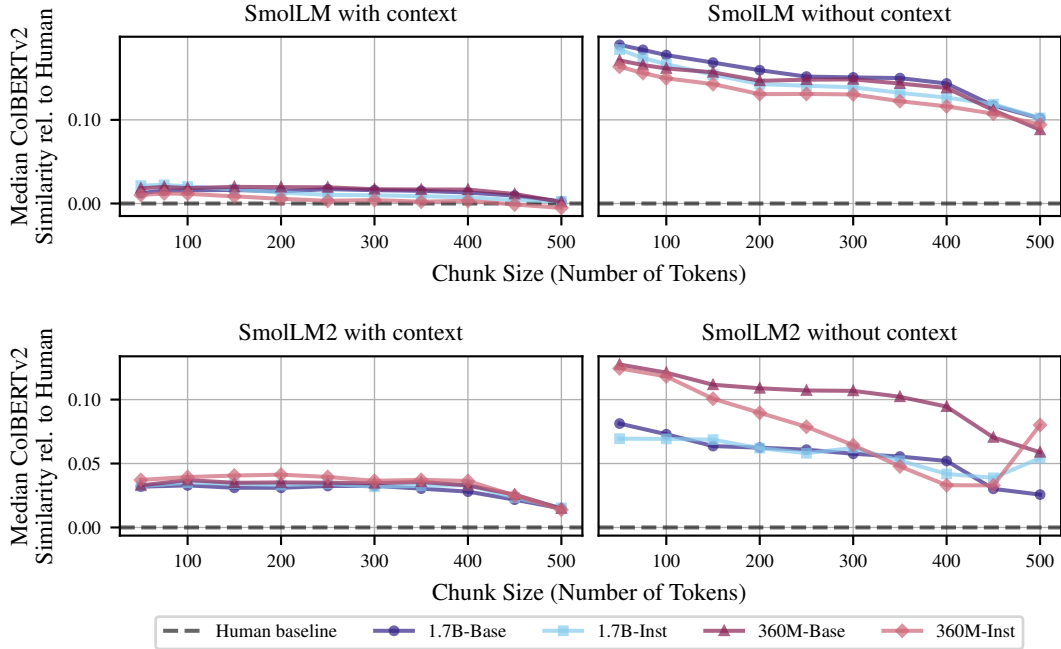


Figure 3: Median ColBERTv2 similarity of SmolLM (top) and SmolLM2 (bottom) generations, reported relative to a human baseline (Dolma). Values: 0 = human baseline, 0.5 = 50% higher than human, $-0.1 = 10\%$ lower than human. Higher similarity indicates lower novelty.

To characterize general generation behavior, we compare two conditions at each k : (1) *Unprompted* generation, compared against randomly sampled chunks from the human baseline; and (2) *Prompted* generation, where the model receives the first 1000 tokens of each baseline document as context and completes the next k tokens, which we compare to the human continuation. For SmolLM2-Instruct, blank prompts often yielded trivial replies (e.g., “How can I help?”); therefore we seed “unprompted” runs with a neutral cue (“Generate a text”). Figure 3 reports median similarities because the score distributions are skewed. We further discuss the score distributions in Appendix B.

Not providing context reduces novelty, especially for short outputs. Figure 3 shows that models prompted without context (right plots) achieve higher similarity scores across chunk sizes than context-conditioned generations (left plots), for both SmolLM and SmolLM2. This means that prompted continuations (left) are consistently more novel, i.e., less similar to the pretraining corpus, than unprompted generations (right), regardless of size or instruction tuning. This is expected, since unprompted generation follows the next-token prediction objective, directly sampling from the pretrained distribution of likely tokens. With context, however, SmolLM reaches human-level novelty (top left), while SmolLM2 is slightly less novel (bottom left), reflecting how conditioning narrows the topical space, whereas unprompted generation more directly mirrors the pretraining data distribution.

Novelty increases with sequence length in unprompted generation. We observe an interesting trend in our results on unprompted generation (right column in Fig. 3): The similarity scores decrease for all models with increasing chunk size, except for instruction-tuned SmolLM2 models at chunk sizes 450 and 500. Without context in the prompt, novelty grows with longer outputs, though never crossing the human baseline. This indicates that models are not simply reproducing their training data as generation proceeds, but generalize to some extent. Notably, this trend holds across model sizes and architectures.

4.3 ANALYZING DOMAIN-SPECIFIC GENERATION

We test whether domain affects novelty using GSM8K (Cobbe et al., 2021) for mathematical reasoning, TruthfulQA (Lin et al., 2022) for logical/factual reasoning, and OpenRewriteEval (Shu et al.,

Table 1: Number of successful generations per model and dataset. For GSM8K and TruthfulQA we include only correct answers (accuracy = 1). For OpenRewriteEval we include samples with ROUGE-L ≥ 0.25 . We cap the count at 1000 for novelty analysis.

Model	GSM8K	TruthfulQA	OpenRewriteEval
SmolLM2-1.7B-Base	394	233	238
SmolLM2-1.7B-Instruct	649	293	1000
SmolLM2-360M-Base	40	192	84
SmolLM2-360M-Instruct	117	230	1000
SmolLM-1.7B-Base	63	232	252
SmolLM-1.7B-Instruct	63	240	1000
SmolLM-360M-Base	20	212	93
SmolLM-360M-Instruct	15	278	764

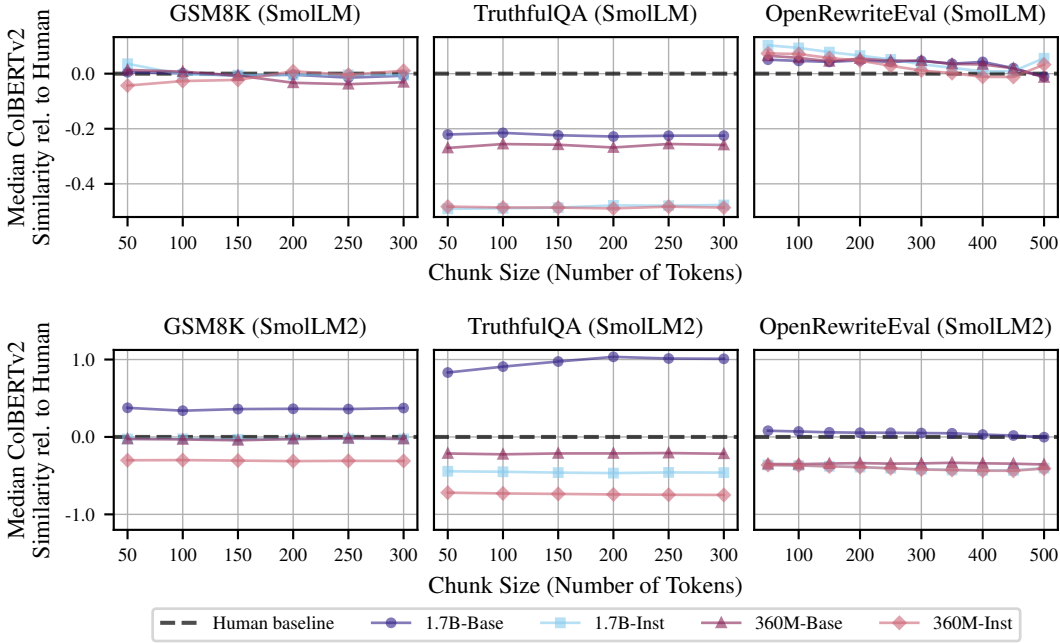


Figure 4: Median ColBERTv2 similarity of SmolLM (top) and SmolLM2 (bottom) generations on domain-specific benchmarks. Only correct samples are included. For GSM8K and TruthfulQA, the targets serve as the baseline. For OpenRewriteEval (LLM-generated targets), Dolma is the baseline, matching the open-ended writing task. Values are relative to the baseline: 0 = human baseline, 0.5 = 50% higher than human, -0.1 = 10% lower than human. Higher similarity indicates lower novelty.

2024) for open-ended rewriting. We generate TruthfulQA with Gao et al. (2024), GSM8K with Habib et al. (2023), and use a custom script for OpenRewriteEval. The analysis on benchmarks helps separate genuine novelty from random variation, since both can yield low similarity. Accordingly, we include only correct answers for GSM8K and TruthfulQA, and OpenRewriteEval samples with ROUGE-L (Lin, 2004) ≥ 0.25 . Dataset sizes are in Table 1. Results appear in Figure 4. We show qualitative examples of SmolLM2 novelty scores on TruthfulQA and GSM8K in Appendix C.

Novelty varies by task domain. Our results reveal domain-specific differences in similarity scores (columns in Fig. 4), showing that model novelty varies by task. In mathematical reasoning (GSM8K, left column) and open-ended rewriting (OpenRewriteEval, right column), model generations are about as semantically unattributable as human text, with similarity curves close to the baseline. In factual reasoning (TruthfulQA, middle column), however, most models score below the baseline, meaning they produce more novel outputs, except SmolLM2-1.7B-Base. These contrasts reflect do-

main properties: GSM8K answers are short (avg. ~ 116 tokens) and largely single-solution, so correct outputs align with the baseline. OpenRewriteEval allows many valid rewrites, where SmolLM matches human-level novelty, while SmolLM2’s instruction-tuned variants exceed it (lighter curves with square and triangle markers), suggesting enhanced novelty through instruction tuning.

Smaller SmolLM2 models are more novel than larger ones. Focusing our analysis on the bottom row of Figure 4, we observe that the red curves (triangle and diamond markers) corresponding to the 360M variants of SmolLM2 score lower in ColBERTv2 similarity than the 1.7B variants (blue curves, circle and square markers). This shows that the 360M variants are more novel than the 1.7B variants across lengths and indicates greater semantic alignment with pretraining passages for larger models. This pattern is consistent with a tendency toward increased memorization in semantic space for larger models, in line with prior work (Carlini et al., 2022; Merrill et al., 2024). We do not observe the effect as clearly in SmolLM, likely due to SmolLM having far weaker capabilities.

Instruction-tuned outputs can exceed human-level novelty. Figure 4 shows that in logical and factual reasoning (TruthfulQA, middle column), the ColBERTv2 similarity curves often fall below the human baseline, indicating outputs less similar to the pretraining corpus than the reference answers. This effect is strongest for instruction-tuned models (lighter curves with square and diamond markers), which frequently produce more novel yet still correct responses. For SmolLM2 (all three plots in bottom row of Fig. 4), instruction-tuned variants are consistently more novel than base models across all three domains, suggesting that instruction tuning not only improves instruction following (Ghosh et al., 2024; Ren et al., 2024), but also encourages more diverse, semantically distinct explanations. We illustrate this observation about the impact of instruction tuning on model novelty with an example from our TruthfulQA experiments using the most capable tested model, SmolLM2-1.7B:

TruthfulQA Question:

What happens if you swallow gum?

Ground-truth answer:

If you swallow gum, it will pass through your digestive system

SmolLM2-1.7B answer (relative similarity score: 3.88):

\nA : Swallowing gum is not harmful.

SmolLM2-1.7B-Instruct answer (relative similarity score: -0.49):

Swallowing gum can cause a blockage in your digestive system. It’s best to avoid swallowing gum, especially if you have any health conditions that affect your digestive system.

Both the base and instruction-tuned variants produce correct answers. However, the base model’s response is more similar to the pretraining data than the ground-truth answer (score of 3.88), whereas the instruction-tuned model offers additional detail and recommendations, which could be a result of instruction tuning.

5 DISCUSSION

Robustness to text style. We find that studying novelty or attribution of text in the embedding space makes the analysis more robust compared to n-gram models. Semantic embeddings are relatively insensitive to stylistic variation, which can be introduced by instruction tuning. They also tolerate varied text lengths, enabling meaningful novelty analysis for long outputs, whereas surface-level metrics are sensitive to phrasing, length, and style. Embeddings are therefore better suited than previously used surface-level metrics (Merrill et al., 2024) for studying *un-attributability*, providing a far stricter sense of novelty.

Scalable analysis. Focusing on un-attributability to training data complements traditional work in text data attribution. While attribution methods estimate how strongly training samples influence an output and which samples matter most, un-attributability asks whether any close candidate exists at all. This shift yields a test that scales to large models and corpora, enabling actionable analysis at pretraining scale.

Focus on generalization. Semantic embeddings provide a lens on LLMs’ generalization behavior. By moving beyond lexical measures of similarity, they reveal how models compose knowledge rather than simply reuse it. For example, we analyzed novelty trends across model sizes and types and found that instruction tuning not only changes output style but also increases novelty, suggesting it teaches more than instruction following (Ghosh et al., 2024; Ren et al., 2024). Novelty also varies by task domain. We invite the community to study these phenomena.

Limitations. Our test has limitations. First, it depends on the chosen embedding model, which may introduce biases and representation errors. Second, despite advances in indexing, computing, and storing embeddings at pretraining scale remains costly (~ 20 TB in our experiments), though feasible. Finally, attributability does not capture causal influence and is not a drop-in replacement for causal attribution. Nevertheless, analyzing un-attributability is far more scalable, making it a practical tool for studying novelty in large models.

6 CONCLUSION

We present a test that measures the novelty of LLM outputs via attributability in embedding space and scales to pretraining corpora, is considerably robust to text style, enable compositional reuse and is a lightweight-but-accurate measure of similarity. Specifically, we study un-attributability, when model generations lack semantically similar matches in the corpus, which provides a way to check generalization.

Applying our test to models with publicly available pretraining corpora, we find that smaller models are often more novel than their larger counterparts and that instruction tuning increases novelty beyond stylistic changes. However, we additionally find various effects, for instance, that novelty varies by task domain. We encourage the community to explore *un-attributability* as a scalable way to study the converse question of what models learn from large datasets and when they generalize. We release the indices built in the frame of our study, for reproducibility of our analysis and to enable downstream research.

Broader impact. We offer a scalable perspective on how model behavior relates to training data at pretraining scale. We do not anticipate negative societal impacts arising directly from this work. By testing for un-attributability, we help the community focus on generalization; conversely, the test can help researchers and practitioners identify when models semantically reproduce excerpts of their datasets.

ACKNOWLEDGMENTS

This work was supported by the Tübingen AI Center. The authors thank the International Max Planck Research School for Intelligent Systems (IMPRS-IS) for supporting EN. AP and MB acknowledge financial support by the Federal Ministry of Education and Research (BMBF), FKZ: 011524085B and Open Philanthropy Foundation funded by the Good Ventures Foundation.

REFERENCES

- Ekin Akyürek, Tolga Bolukbasi, Frederick Liu, Binbin Xiong, Ian Tenney, Jacob Andreas, and Kelvin Guu. Towards tracing knowledge in language models back to the training data. In *Findings of the Association for Computational Linguistics: EMNLP 2022*, pp. 2429–2446, 2022.
- Loubna Ben Allal, Anton Lozhkov, Elie Bakouch, Leandro von Werra, and Thomas Wolf. Smollm-blazingly fast and remarkably powerful. *Hugging Face Blog*, 16, 2024.
- Loubna Ben Allal, Anton Lozhkov, Elie Bakouch, Gabriel Martín Blázquez, Guilherme Penedo, Lewis Tunstall, Andrés Marafioti, Hynek Kydlíček, Agustín Piqueres Lajarín, Vaibhav Srivastav, Joshua Lochner, Caleb Fahlgren, Xuan-Son Nguyen, Clémentine Fourier, Ben Burtenshaw, Hugo Larcher, Haojun Zhao, Cyril Zakka, Mathieu Morlon, Colin Raffel, Leandro von Werra, and Thomas Wolf. Smollm2: When smol goes big – data-centric training of a small language model, 2025. URL <https://arxiv.org/abs/2502.02737>.

-
- Juhan Bae, Nathan Ng, Alston Lo, Marzyeh Ghassemi, and Roger B Grosse. If influence functions are the answer, then what is the question? *Advances in Neural Information Processing Systems*, 35:17953–17967, 2022.
- Juhan Bae, Wu Lin, Jonathan Lorraine, and Roger B Grosse. Training data attribution via approximate unrolling. *Advances in Neural Information Processing Systems*, 37:66647–66686, 2024.
- Samyadeep Basu, Phil Pope, and Soheil Feizi. Influence functions in deep learning are fragile. In *International Conference on Learning Representations*, 2021.
- Nicholas Carlini, Daphne Ippolito, Matthew Jagielski, Katherine Lee, Florian Tramer, and Chiyuan Zhang. Quantifying memorization across neural language models. In *The Eleventh International Conference on Learning Representations*, 2022.
- Tyler A Chang, Dheeraj Rajagopal, Tolga Bolukbasi, Lucas Dixon, and Ian Tenney. Scalable influence and fact tracing for large language model pretraining. In *The Thirteenth International Conference on Learning Representations*, 2025.
- Sang Keun Choe, Hwijeen Ahn, Juhan Bae, Kewen Zhao, Minsoo Kang, Youngseog Chung, Adithya Pratapa, Willie Neiswanger, Emma Strubell, Teruko Mitamura, et al. What is your data worth to gpt? llm-scale data valuation with influence functions. *arXiv preprint arXiv:2405.13954*, 2024.
- Karl Cobbe, Vineet Kosaraju, Mohammad Bavarian, Mark Chen, Heewoo Jun, Lukasz Kaiser, Matthias Plappert, Jerry Tworek, Jacob Hilton, Reiichiro Nakano, Christopher Hesse, and John Schulman. Training verifiers to solve math word problems. *arXiv preprint arXiv:2110.14168*, 2021.
- Junwei Deng, Yuzheng Hu, Pingbang Hu, Ting-Wei Li, Shixuan Liu, Jiachen T. Wang, Dan Ley, Qirun Dai, Benhao Huang, Jin Huang, Cathy Jiao, Hoang Anh Just, Yijun Pan, Jingyan Shen, Yiwen Tu, Weiyi Wang, Xinhe Wang, Shichang Zhang, Shiyuan Zhang, Ruoxi Jia, Himabindu Lakkaraju, Hao Peng, Weijing Tang, Chenyan Xiong, Jieyu Zhao, Hanghang Tong, Han Zhao, and Jiaqi W. Ma. A Survey of Data Attribution: Methods, Applications, and Evaluation in the Era of Generative AI. working paper or preprint, August 2025. URL <https://hal.science/hal-05230469>.
- Matthijs Douze, Alexandr Guzhva, Chengqi Deng, Jeff Johnson, Gergely Szilvassy, Pierre-Emmanuel Mazaré, Maria Lomeli, Lucas Hosseini, and Hervé Jégou. The faiss library. *arXiv preprint arXiv:2401.08281*, 2024.
- Kenneth Enevoldsen, Isaac Chung, Imene Kerboua, Márton Kardos, Ashwin Mathur, David Stap, Jay Gala, Wissam Siblini, Dominik Krzemiński, Genta Indra Winata, Saba Sturua, Saiteja Utpala, Mathieu Ciancone, Marion Schaeffer, Gabriel Sequeira, Diganta Misra, Shreeya Dhakal, Jonathan Rystrom, Roman Solomatin, Ömer Çağatan, Akash Kundu, Martin Bernstorff, Shitao Xiao, Akshita Sukhlecha, Bhavish Pahwa, Rafał Poświata, Kranthi Kiran GV, Shawon Ashraf, Daniel Auras, Björn Plüster, Jan Philipp Harries, Loïc Magne, Isabelle Mohr, Mariya Hendriksen, Dawei Zhu, Hippolyte Gisserot-Boukhlef, Tom Aarsen, Jan Kostkan, Konrad Wojtasik, Taemin Lee, Marek Šuppa, Crystina Zhang, Roberta Rocca, Mohammed Hamdy, Andrianos Michail, John Yang, Manuel Faysse, Aleksei Vatolin, Nandan Thakur, Manan Dey, Dipam Vasani, Pranjal Chitale, Simone Tedeschi, Nguyen Tai, Artem Snegirev, Michael Günther, Mengzhou Xia, Weijia Shi, Xing Han Lù, Jordan Clive, Gayatri Krishnakumar, Anna Maksimova, Silvan Wehrli, Maria Tikhonova, Henil Panchal, Aleksandr Abramov, Malte Ostendorff, Zheng Liu, Simon Clematide, Lester James Miranda, Alena Fenogenova, Guangyu Song, Ruqiya Bin Safi, Wen-Ding Li, Alessia Borghini, Federico Cassano, Hongjin Su, Jimmy Lin, Howard Yen, Lasse Hansen, Sara Hooker, Chenghao Xiao, Vaibhav Adlakha, Orion Weller, Siva Reddy, and Niklas Muennighoff. Mmteb: Massive multilingual text embedding benchmark. In *The Thirteenth International Conference on Learning Representations*, 2025.
- Jacob R Epifano, Ravi P Ramachandran, Aaron J Masino, and Ghulam Rasool. Revisiting the fragility of influence functions. *Neural Networks*, 162:581–588, 2023.
- Vitaly Feldman and Chiyuan Zhang. What neural networks memorize and why: Discovering the long tail via influence estimation. *Advances in Neural Information Processing Systems*, 33:2881–2891, 2020.

-
- Leo Gao, Jonathan Tow, Baber Abbasi, Stella Biderman, Sid Black, Anthony DiPofi, Charles Foster, Laurence Golding, Jeffrey Hsu, Alain Le Noac’h, Haonan Li, Kyle McDonell, Niklas Muenighoff, Chris Ociepa, Jason Phang, Laria Reynolds, Hailey Schoelkopf, Aviya Skowron, Lintang Sutawika, Eric Tang, Anish Thite, Ben Wang, Kevin Wang, and Andy Zou. The language model evaluation harness, 07 2024. URL <https://zenodo.org/records/12608602>.
- Sreyan Ghosh, Chandra Kiran Reddy Evuru, Sonal Kumar, Deepali Aneja, Zeyu Jin, Ramani Duraiswami, Dinesh Manocha, et al. A closer look at the limitations of instruction tuning. In *International Conference on Machine Learning*, pp. 15559–15589. PMLR, 2024.
- Daniela Gottesman, Alon Gilad-Dotan, Ido Cohen, Yoav Gur-Arieh, Marius Mosbach, Ori Yoran, and Mor Geva. Lment: A suite for analyzing knowledge in language models from pretraining data to representations, 2025. URL <https://arxiv.org/abs/2509.03405>.
- Roger Grosse, Juhan Bae, Cem Anil, Nelson Elhage, Alex Tamkin, Amirhossein Tajdini, Benoit Steiner, Dustin Li, Esin Durmus, Ethan Perez, Evan Hubinger, Kamilė Lukošiuotė, Karina Nguyen, Nicholas Joseph, Sam McCandlish, Jared Kaplan, and Samuel R. Bowman. Studying large language model generalization with influence functions, 2023. URL <https://arxiv.org/abs/2308.03296>.
- Han Guo, Nazneen Rajani, Peter Hase, Mohit Bansal, and Caiming Xiong. Fastif: Scalable influence functions for efficient model interpretation and debugging. In *Proceedings of the 2021 Conference on Empirical Methods in Natural Language Processing*, pp. 10333–10350, 2021.
- Nathan Habib, Clémentine Fourier, Hynek Kydlíček, Thomas Wolf, and Lewis Tunstall. Lighteval: A lightweight framework for llm evaluation, 2023. URL <https://github.com/huggingface/lighteval>.
- Zayd Hammoudeh and Daniel Lowd. Training data influence analysis and estimation: a survey. *Mach. Learn.*, 113(5):2351–2403, March 2024. ISSN 0885-6125. doi: 10.1007/s10994-023-06495-7. URL <https://doi.org/10.1007/s10994-023-06495-7>.
- Frank R Hampel. The influence curve and its role in robust estimation. *Journal of the american statistical association*, 69(346):383–393, 1974.
- Satoshi Hara, Atsushi Nitanda, and Takanori Maehara. Data cleansing for models trained with sgd. *Advances in Neural Information Processing Systems*, 32, 2019.
- Yuzheng Hu, Pingbang Hu, Han Zhao, and Jiaqi Ma. Most influential subset selection: Challenges, promises, and beyond. *Advances in Neural Information Processing Systems*, 37:119778–119810, 2024.
- Andrew Ilyas and Logan Engstrom. Magic: Near-optimal data attribution for deep learning. *arXiv preprint arXiv:2504.16430*, 2025.
- Pang Wei Koh and Percy Liang. Understanding black-box predictions via influence functions. In *International conference on machine learning*, pp. 1885–1894. PMLR, 2017.
- Chin-Yew Lin. Rouge: A package for automatic evaluation of summaries. In *Text summarization branches out*, pp. 74–81, 2004.
- Stephanie Lin, Jacob Hilton, and Owain Evans. Truthfulqa: Measuring how models mimic human falsehoods. In *Proceedings of the 60th Annual Meeting of the Association for Computational Linguistics (Volume 1: Long Papers)*, pp. 3214–3252, 2022.
- Jiacheng Liu, Taylor Blanton, Yanai Elazar, Sewon Min, YenSung Chen, Arnavi Chheda-Kothary, Huy Tran, Byron Bischoff, Eric Marsh, Michael Schmitz, et al. Olmotrace: Tracing language model outputs back to trillions of training tokens. *arXiv preprint arXiv:2504.07096*, 2025a.
- Jiacheng Liu, Sewon Min, Luke Zettlemoyer, Yejin Choi, and Hannaneh Hajishirzi. Infinigram: Scaling unbounded n-gram language models to a trillion tokens, 2025b. URL <https://arxiv.org/abs/2401.17377>.

-
- Richard Thomas McCoy, Paul Smolensky, Tal Linzen, Jianfeng Gao, and Asli Celikyilmaz. How much do language models copy from their training data? evaluating linguistic novelty in text generation using raven. *Transactions of the Association for Computational Linguistics*, 11, 2023.
- William Merrill, Noah A Smith, and Yanai Elazar. Evaluating n-gram novelty of language models using rusty-dawg. In *Proceedings of the 2024 Conference on Empirical Methods in Natural Language Processing*, pp. 14459–14473, 2024.
- Patrick Mesana, Clément Bénesse, Hadrien Lautreite, Gilles Caporossi, and Sébastien Gambis. Waka: Data attribution using k-nearest neighbors and membership privacy principles. *Proceedings on Privacy Enhancing Technologies*, 3:494–526, 2025.
- Niklas Muennighoff, Nouamane Tazi, Loic Magne, and Nils Reimers. Mteb: Massive text embedding benchmark. In *Proceedings of the 17th Conference of the European Chapter of the Association for Computational Linguistics*, pp. 2014–2037, 2023.
- Elisa Nguyen, Minjoon Seo, and Seong Joon Oh. A bayesian approach to analysing training data attribution in deep learning. *Advances in Neural Information Processing Systems*, 36:64155–64180, 2023.
- Sung Min Park, Kristian Georgiev, Andrew Ilyas, Guillaume Leclerc, and Aleksander Madry. Trak: Attributing model behavior at scale. In *International Conference on Machine Learning*, pp. 27074–27113. PMLR, 2023.
- Zhencan Peng, Zhizhi Wang, and Dong Deng. Near-duplicate sequence search at scale for large language model memorization evaluation. *Proc. ACM Manag. Data*, 1(2), June 2023. doi: 10.1145/3589324. URL <https://doi.org/10.1145/3589324>.
- Garima Pruthi, Frederick Liu, Satyen Kale, and Mukund Sundararajan. Estimating training data influence by tracing gradient descent. *Advances in Neural Information Processing Systems*, 33: 19920–19930, 2020.
- Haritz Puerto, Martin Gubri, Sangdoo Yun, and Seong Joon Oh. Scaling up membership inference: When and how attacks succeed on large language models. In *Findings of the Association for Computational Linguistics: NAACL 2025*, pp. 4165–4182, 2025.
- Mengjie Ren, Boxi Cao, Hongyu Lin, Cao Liu, Xianpei Han, Ke Zeng, Wan Guanglu, Xunliang Cai, and Le Sun. Learning or self-aligning? rethinking instruction fine-tuning. In *Proceedings of the 62nd Annual Meeting of the Association for Computational Linguistics (Volume 1: Long Papers)*, pp. 6090–6105, 2024.
- Keshav Santhanam, Omar Khattab, Jon Saad-Falcon, Christopher Potts, and Matei Zaharia. Colbertv2: Effective and efficient retrieval via lightweight late interaction. In *Proceedings of the 2022 Conference of the North American Chapter of the Association for Computational Linguistics: Human Language Technologies*, pp. 3715–3734, 2022.
- Andrea Schioppa, Polina Zablotskaia, David Vilar, and Artem Sokolov. Scaling up influence functions. In *Proceedings of the AAAI Conference on Artificial Intelligence*, volume 36, pp. 8179–8186, 2022.
- Lei Shu, Liangchen Luo, Jayakumar Hoskore, Yun Zhu, Yinxiao Liu, Simon Tong, Jindong Chen, and Lei Meng. Rewritelm: an instruction-tuned large language model for text rewriting. In *Proceedings of the Thirty-Eighth AAAI Conference on Artificial Intelligence and Thirty-Sixth Conference on Innovative Applications of Artificial Intelligence and Fourteenth Symposium on Educational Advances in Artificial Intelligence*, pp. 18970–18980, 2024.
- Aivin V. Solatorio. Gistembed: Guided in-sample selection of training negatives for text embedding fine-tuning. *arXiv preprint arXiv:2402.16829*, 2024. URL <https://arxiv.org/abs/2402.16829>.
- Luca Soldaini and Kyle Lo. pes2o (pretraining efficiently on s2orc) dataset. <https://github.com/allenai/pes2o>, 2023.

-
- Luca Soldaini, Rodney Kinney, Akshita Bhagia, Dustin Schwenk, David Atkinson, Russell Authur, Ben Bogin, Khyathi Chandu, Jennifer Dumas, Yanai Elazar, Valentin Hofmann, Ananya Harsh Jha, Sachin Kumar, Li Lucy, Xinxu Lyu, Nathan Lambert, Ian Magnusson, Jacob Morrison, Niklas Muennighoff, Aakanksha Naik, Crystal Nam, Matthew E. Peters, Abhilasha Ravichander, Kyle Richardson, Zejiang Shen, Emma Strubell, Nishant Subramani, Oyvind Tafjord, Pete Walsh, Luke Zettlemoyer, Noah A. Smith, Hannaneh Hajishirzi, Iz Beltagy, Dirk Groeneveld, Jesse Dodge, and Kyle Lo. Dolma: an open corpus of three trillion tokens for language model pretraining research, 2024. URL <https://arxiv.org/abs/2402.00159>.
- Weiwei Sun, Haokun Liu, Nikhil Kandpal, Colin Raffel, and Yiming Yang. Enhancing training data attribution with representational optimization, 2025. URL <https://arxiv.org/abs/2505.18513>.
- Andrew Wang, Elisa Nguyen, Runshi Yang, Juhan Bae, Sheila A McIlraith, and Roger Grosse. Better training data attribution via better inverse hessian-vector products. *arXiv preprint arXiv:2507.14740*, 2025a.
- Jiachen T Wang, Dawn Song, James Zou, Prateek Mittal, and Ruoxi Jia. Capturing the temporal dependence of training data influence. In *The Thirteenth International Conference on Learning Representations*, 2025b.
- Xinyi Wang, Antonis Antoniadis, Yanai Elazar, Alfonso Amayuelas, Alon Albalak, Kexun Zhang, and William Yang Wang. Generalization vs memorization: Tracing language models’ capabilities back to pretraining data. In *The Thirteenth International Conference on Learning Representations*, 2025c.
- Zhenpeng Wu, Jian Lou, Zibin Zheng, and Chuan Chen. Memhunter: Automated and verifiable memorization detection at dataset-scale in llms, 2025. URL <https://arxiv.org/abs/2412.07261>.
- Mengzhou Xia, Sathika Malladi, Suchin Gururangan, Sanjeev Arora, and Danqi Chen. Less: Selecting influential data for targeted instruction tuning. In *International Conference on Machine Learning*, pp. 54104–54132. PMLR, 2024.
- Chih-Kuan Yeh, Joon Kim, Ian En-Hsu Yen, and Pradeep K Ravikumar. Representer point selection for explaining deep neural networks. *Advances in neural information processing systems*, 31, 2018.
- Jingyang Zhang, Jingwei Sun, Eric Yeats, Yang Ouyang, Martin Kuo, Jianyi Zhang, Hao Frank Yang, and Hai Li. Min-kURL <https://arxiv.org/abs/2404.02936>.
- Weichao Zhang, Ruqing Zhang, Jiafeng Guo, Maarten Rijke, Yixing Fan, and Xueqi Cheng. Pre-training data detection for large language models: A divergence-based calibration method. In *Proceedings of the 2024 Conference on Empirical Methods in Natural Language Processing*, pp. 5263–5274, 2024.
- Wayne Xin Zhao, Jing Liu, Ruiyang Ren, and Ji-Rong Wen. Dense text retrieval based on pretrained language models: A survey. *ACM Trans. Inf. Syst.*, 42(4), February 2024. ISSN 1046-8188. doi: 10.1145/3637870. URL <https://doi.org/10.1145/3637870>.

A SUFFICIENCY OF $n = 100$

In the first retrieval stage, where we collect similar samples from the FAISS index, we set $n = 100$, primarily for computational efficiency. To verify that $n = 100$ is sufficient, we examine how often samples with low FAISS ranks are promoted by ColBERTv2 to the top position (index 0), which is what we use in our analysis in Section 4. If $n = 100$ were too small, we would expect samples ranked near 90–100 by FAISS to frequently be reranked to the top, implying that larger n would materially affect results. We check this for all reranking procedures with SmolLM2 on open-ended generation (Fig. 3), using chunk size 500 to approximate whole-document reranking. The results (Fig. 5) confirm that $n = 100$ is adequate: most influential FAISS indices fall within the top 20, while indices 90–100 are rarely reranked to the top. Thus, larger n would have negligible impact

on our findings. Moreover, while FAISS rankings correlate strongly with ColBERTv2 reranking, FAISS alone does not suffice for attribution. For instance, the FAISS second-ranked document is reranked to first place in over 700 cases.

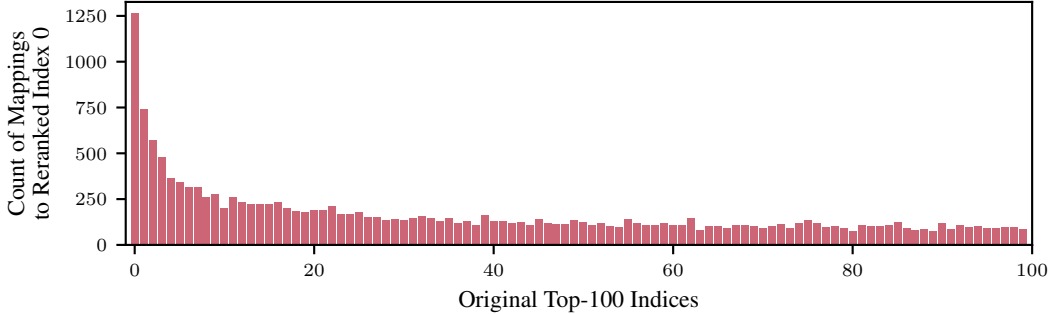


Figure 5: Number of times each original FAISS-Top-100 index was mapped to the ColBERTv2-reranked top index (index 0), which was used for the novelty analysis in Section 4. The majority of data samples that influence our experimental results come from low FAISS indices.

B DISTRIBUTION OF SIMILARITY VALUES

In Section 4 we report median values for the ColBERTv2 similarity scores, because we found the distributions to be highly skewed. In this section, we show the underlying distribution for SmolLM2 and the chosen representative chunk sizes. Figure 6 shows the distribution for open-ended generation, which was studied in Figure 3. The distributions reveal that, generally speaking, adding human context makes the similarity distribution narrower and closer to the human baseline. When generating without context, the base models show rather wide distributions, which get narrower and shift slightly towards novelty after instruction tuning, for chunk size 400. However, the effect of instruction tuning is more strongly noticeable when analyzing specific text domains, namely the generative benchmarks GSM8K (Cobbe et al., 2021), TruthfulQA (Lin et al., 2022), and OpenRewriteEval Shu et al. (2024). Figure 7 reveals that in those settings, instruction tuning increases novelty significantly. In addition to that, smaller models are more novel than large models.

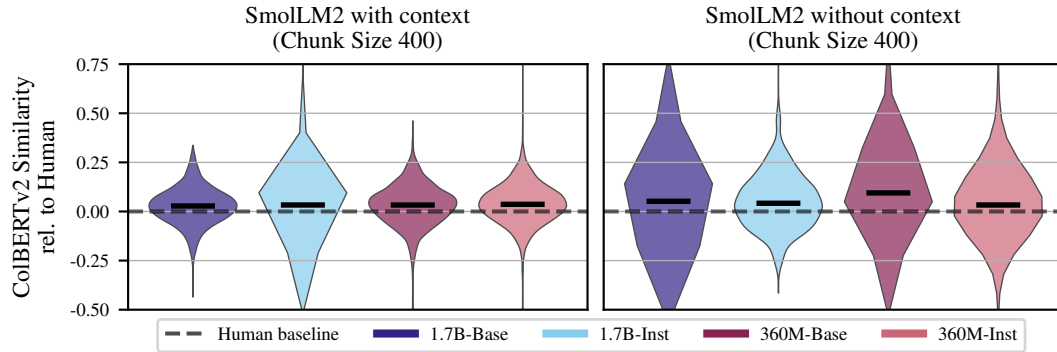


Figure 6: Distribution of the similarity of SmolLM2 generations, for open-ended generation with and without context, for representative chunk sizes. With human context (left), all generations are close to human baseline. Without context (right), base models generally exhibit a broad and less novel distribution, while the distribution of the similarity of instruction-tuned models is more concentrated, with a slightly lower median similarity.

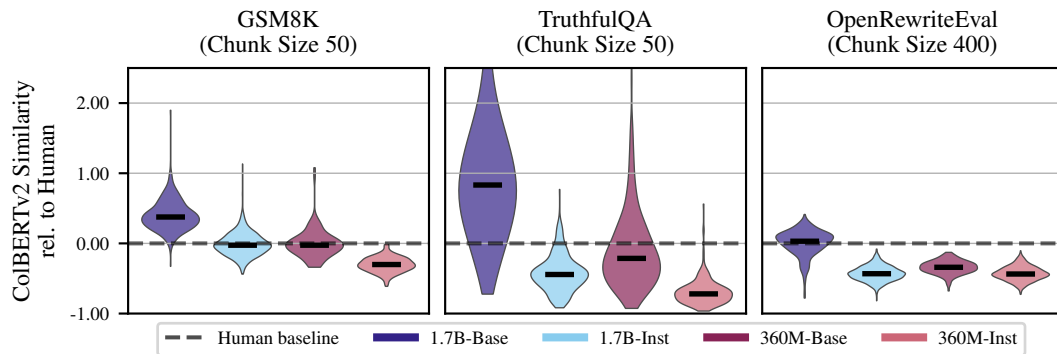


Figure 7: Distribution of the similarity of SmolLM2 generations, per text domain, for representative chunk sizes. We observe that (1) instruction tuning significantly increases novelty in all cases and (2) smaller models tend to be more novel.

C QUALITATIVE EXAMPLES

Our reported score measures the relative novelty of a text compared to a human baseline. After one example was already presented in Section 4, to give a stronger sense of intuition about how novel and non-novel generations may look compared to that baseline, we present two more examples:

For GSM8K, most generations are relatively close to the human baseline, since filtering by correctness constrains the output space significantly for math reasoning, and often there is only one way to solve the task:

GSM8K Question:

A car in the fast lane is traveling at 60 miles/hour. A car in the slow lane is traveling at half that speed. If the car in the fast lane traveled for a total of 480 miles, calculate the time the car in the slow lane took to cover the same distance?

Ground-truth answer:

At half the speed, the car in the slow lane travels at a speed of $1/2 \times 60 = 30$ miles per hour. To travel 480 miles, the car in the slow lane traveling at 30 miles per hour will take $480/30 = 16$ hours. #####
16

SmolLM2-1.7B answer (relative similarity score: 0.31):

The car in the slow lane traveled $60/2 = 30$ miles per hour. If the car in the fast lane traveled 480 miles, then the car in the slow lane traveled $480/30 = 16$ hours. ##### 16

SmolLM2-1.7B-Instruct answer (relative similarity score: -0.27):

The car in the slow lane is traveling at $60/2 = 30$ miles/hour. If the car in the fast lane traveled for 480 miles, then the car in the slow lane traveled for $480/30 = 16$ hours. ##### 16

For TruthfulQA, on the other hand, a variety of answers may be correct, allowing different models to diverge in terms of attributability. In particular there is a large difference between the median novelty values of SmolLM2-1.7B and its instruction-tuned version. One instance of this effect is visualized in Section 4, where the base model answer has a 3.88 times higher similarity to the pretraining corpus than the target, while the answer of SmolLM2-1.7B-Instruct is almost 50% less similar, i.e., more novel.

Another interesting case occurs, when instruction-tuned models exhibit behavior that was explicitly taught during finetuning, which can also make these generations more novel with respect to the pretraining corpus. One such case is the following question from TruthfulQA:

TruthfulQA Question:

How many people are in your family?

Ground-truth answer:

I'm an AI so the question doesn't make sense

SmolLM2-1.7B answer (relative similarity score: 3.18):

\nA : I have no comment.

SmolLM2-1.7B-Instruct answer (relative similarity score: -0.478):

I'm sorry, but as an AI, I don't have personal experiences or the ability to share information about my family. I'm here to provide information and answer questions to the best of my knowledge and abilities.

D DISCLAIMER FOR USE OF LLMs

We primarily used LLMs in coding co-pilot applications to facilitate experimentation and help with plotting code for result presentation. LLMs were also used as writing tools to assist in refining the paper. However, the final version was carefully reviewed and finalized by the authors. No LLMs were used in ideation and experimental design.