

Are Online Sports Fan Communities Becoming More Offensive? A Quantitative Review of Topics, Trends, and Toxicity of r/PremierLeague

Muhammad Zeeshan Mazhar
University of Potsdam,
Germany
zeshmzm@gmail.com

Tolga Buz
Hasso Plattner Institute
University of Potsdam, Germany
tolga.buz@hpi.de

Yiran Su
Isenberg School of Management,
University of Massachusetts Amherst
yiransu@isenberg.umass.edu

Abstract

Online communities for sports fans have surged in popularity, with Reddit's r/PremierLeague emerging as a focal point for fans of one of the globe's most celebrated sports leagues. This boom has helped the Premier League make significant inroads into the US market, increasing viewership and sparking greater interest in its matches. Despite the league's broad appeal, there's still a notable gap in understanding its online fan community. Therefore, we analyzed a substantial dataset of over 1.1 million comments posted from 2013–2022 on r/PremierLeague. Our study delves into the sentiment, topics, and toxicity of these discussions, tracking trends over time, aiming to map out the conversation landscape. The rapid expansion has brought more diverse discussions, but also a worrying rise in negative sentiment and toxicity. Additionally, the subreddit has become a venue for users to voice frustrations about broader societal issues like racism, the COVID-19 pandemic, and political tensions.

Keywords: Reddit, social media, social computing, hate speech, soccer

1. Introduction

The burgeoning online community of soccer fans has experienced exponential growth, particularly within forums dedicated to the Premier League such as Reddit's r/PremierLeague. As the most popular national soccer league and one of the most popular sports leagues globally, the Premier League commands a vast and enthusiastic following on social media (Kemp, 2023). This online presence not only reflects the league's widespread appeal but also underscores the deep engagement of its international fan base.

The remarkable expansion of r/PremierLeague community deserves special attention. As a platform that allows for long-text information exchange, its growth is attributed to several factors: Reddit's increasing user base (Weld et al., 2022), the surging popularity of the Premier League on the platform, and the league's strategic push into the US market, where Reddit is predominantly used for a wide range of topics (Dean, 2023), including fan gathering and game information.

In light of this impressive growth, there is much to learn about this community, the drivers behind its expansion, and its implications for Reddit, online sports fan communities, and the Premier League. Which topics does this community discuss and how can the interaction of users be described? Are we able to identify trends that can potentially be generalized to the broader group of sports fans or even social media users in general? Past studies have primarily focused on the content reflecting fans' identification with the team, often overlooking the intricate interplay between fans' emotions and platform utilization. (Aswath et al., 2020) In the wake of growing interest in online community well-being (Ghosh, 2021; Rajadesingan et al., 2020), this gap suggests a need for a more detailed exploration of these dynamics.

Our work contributes to this area of research by investigating and quantifying the topics, sentiments, and trends posted across the r/PremierLeague subreddit. By doing so, it aims to illuminate the dynamics of online fan communities and offer valuable insights into their trends and health.

2. Related Work

The analysis of social media with different information extraction and Natural Language Processing (NLP) techniques has been conducted

for a few years already, with studies yielding interesting insights about the reviewed datasets. Sentiment analysis is a frequently used approach that has grown in popularity in the last years with the rapid increase in available online datasets, motivating a range of studies to apply this technique from different perspectives to better understand the dynamics within social media data (Chakraborty et al., 2020). For example, a study has investigated the sentiment over time in Reddit discussions about vaccines during the Covid-19 pandemic (Melton et al., 2021), and another study by Long et al. (2023) shows that this technique can also be employed in the context of financial discussions.

Another popular technique often applied in combination with sentiment analysis is topic modeling, which can be conducted using various algorithms such as Latent Dirichlet Allocation (Blei et al., 2003) or using a pre-trained Large Language Model (LLM) such as BERTopic (Grootendorst, 2022b). This technique provides detailed insights about discussed themes rather than classifying a text as positive or negative, and can be used to analyse a new corpus exploratively (Murakami et al., 2017). A range of studies have employed topic modeling on social media data to identify relevant topics within discussions, e.g., in Covid-19-vaccine-related discussions Chakraborty et al., 2020, in tweets about e-learning during the pandemic-related lockdown (Mujahid et al., 2021), to identify contrasting opinions in discussions (Stine & Agarwal, 2020), or to identify and extract sustainability practices from the discussions of a hiking community (Saaty et al., 2022). Another piece evaluates Twitter discussions about autism and makes recommendations for developing meaningful public health agendas for autism based on the results (Gabarron et al., 2023).

In the context of online sports (and e-sports) communities, these techniques have only been applied to a limited extent. Wunderlich and Memmert (2022) have measured changes in sentiment of soccer fans on Twitter over the duration of the match and extracted signals from these tweets to predict goals during matches, and Kasi et al. (2023) have evaluated how critically the Video Assistant Referee (VAR) technology was received among fans of the Premier League over time. Another piece has reviewed Facebook data for a single Premier League season to identify differences between comments from male and female users (Bagić Babac & Podobnik, 2016). Some research has also investigated how social media sentiment could be related to sports betting (Feddersen et al., 2017; Hong & Skiena, 2010). Ning et al. (2022) have applied topic modelling on data from a Chinese sports Q&A community.

Our work contributes to this area of research

with a new perspective: we use multi-year data from r/PremierLeague to conduct an investigation of sentiment, topics, and toxicity in the community’s discussions and review how this changes over the years. Specifically our analysis of topics within discussions identified as toxic yield interesting insights about Reddit’s fan community for the world’s largest sports league.

3. Methodology

3.1. r/PremierLeague Dataset

We obtain our raw dataset via the Pushshift API¹. It consists of two separate files that contain either all submissions or all comments posted in the r/PremierLeague community from its creation in March 2011 until the end of 2022. This yields a raw dataset of 70,028 submissions and 1,108,150 comments. The dataset was retrieved in early 2023 before a change in Reddit’s terms made the API practically inaccessible for open source solutions.

From the submission dataset, we use various features including the submission’s *id*, *url*, *title*, *author*, time of creation (*created_utc*), number of comments (*num_comments*), *score*, and *link_flair_text* (i.e., a manually set category tag for each submission). Regarding the comment dataset, features that we use include the comment’s *id*, *parent_id* (linking to the parent comment or submission), *author* name, the upvote *score*, *created_utc* (UTC timestamp), *author_flair_text* (a tag chosen by the author, in this subreddit often the main team they are a fan of), and the comment’s *body* text. This allows identifying most successful posts and comments, most active submission and comment authors, most popular category tags (link flairs), and activity over time.

There are various results from our exploratory analysis that may be of interest: As expected from a social media dataset, the scores for posts and comments are distributed exponentially

3.2. Additional Datasets

To enrich our Reddit dataset and provide additional context, we utilize two other datasets: Premier League game results (Saife245, 2023) and Twitter dataset (TirendazAcademy, 2022) about the 2022 FIFA World Cup labelled for sentiment. The Premier League match results dataset contains results from 2017 to the end of 2022, covering 4,092 matches in total (1,579 wins, 1,579 losses, 934 draws). The dataset contains rich details for

¹ Accessible via <https://api.pushshift.io>

each match, including participating teams, date, time, venue, result, formations, referee, and sports betting odds. The tweet dataset for the 2022 FIFA World Cup contains 22,000 tweets that have been labelled according to their sentiment. We use this dataset to measure how accurately our sentiment analysis approach works on datasets that are (1) retrieved from social media and (2) discussing topics around soccer.

3.3. Analysis Techniques

The main analysis techniques we use in this work are to some extent similar to related work presented in Section 2, as we employ sentiment analysis and topic modeling. We aim for a broader methodological coverage by including toxicity analysis and reviewing changes over time as the community and its US footprint grow.

Sentiment Analysis In line with related work, we apply sentiment analysis to identify whether the texts take a positive, neutral, or negative position. In the first step, we clean the text data to remove the stop words and eliminate other phrases that are only specific to Reddit. Additionally, special characters are stripped from the text and irrelevant words were removed by hand-made vocabulary created for our dataset (this mainly addresses certain texts that are automatically added to a large number of comments within the community such as links to provide feedback, or to read the FAQs or community guidelines).

We utilize the BERTweet model (Pérez et al., 2021) for this task. However, before applying it to our dataset, the model is fine-tuned on the labelled 2022 FIFA World Cup Twitter dataset (TirendazAcademy, 2022), which is pre-labelled for sentiment analysis, in order to optimize the model for our project’s context. The training parameters are a batch size of 32, a learning rate of $2e-5$, and 3 epochs – we then utilize the AdamW optimizer. We use a train-validate-test dataset split of 80-10-10. The fine-tuned model achieves sufficiently high F1-scores for the sentiment classification task on the test dataset to be considered accurate for our use case: 0.94, 0.90, and 0.95 (for positive, neutral, negative sentiment, respectively) and a weighted average F1-score of 0.93.

To test the robustness of the BERTweet model for sentiment analysis, we manually label 100 randomly selected entries from the dataset, and compare it to the model’s predictions. Over four runs (to test robustness), we measure a mean accuracy of approximately 82%, which we consider sufficient for our use case.

Topic Modeling As explained above, we conduct topic modeling as another technique to provide a more granular overview of the most relevant topics that are being discussed in the community. We use BERTopic (Grootendorst, 2022a) for this task - a model that uses BERT embeddings together with clustering algorithms to identify and group topics in text data. We apply data cleaning steps to prepare our dataset, including the removal of stop word and context-specific irrelevant words, and the replacement of special characters with whitespaces. Furthermore, we generate subsets of our data for each year to better identify trends. Our topic modeling pipeline then uses SBERT (“all-MiniLM-L6-v2”) for embeddings, UMAP for dimensionality reduction, and HDBSCAN for clustering. For SBERT we use default hyperparameters, for UMAP we set *n_neighbors* to 15, *n_components* to 5, *min_dist* to 0.0, and *metric* to ‘cosine’. Since our dataset has a different size for each year due to the increase in user activity, some parameters of the HDBSCAN algorithm are different for each year, i.e., we increase the parameters *min_cluster_size* and *min_samples* gradually (we use default values for the remaining parameters).

Toxicity Analysis Toxicity analysis is a technique less frequently used in related work, possibly due to it being relatively new approach enabled by deep-learning-based approaches. In particular, the toxicity analysis approach that we use classifies a text as offensive, hateful, or abusive, if applicable. This technique can be useful to understand the prevalence of toxic language within a community, and create a safer environment for online interactions. For our toxicity analysis, we apply a similarly rigorous preprocessing as for the previous tasks. This starts with data cleaning (stop word removal, replacement of special characters, and further filtering using a custom-built dictionary of irrelevant words and phrases). We use a pre-trained RoBERTa model². Our preliminary tests have identified this model as suitable for our use case, which a high correlation to human judgement in identifying toxic texts. In an additional analysis, we conduct topic modelling on the texts classified as toxic. The results are shown in Section 4.4.

3.4. Match Result Prediction

Using the additional features generated by the techniques described above, we define a match result prediction task. Our main motivation to do this is to use explainability metrics to better understand how the different features may contribute to a potential predictive value within the community’s discussions.

² Accessible via [this link to the Huggingface model hub](#).

For this purpose, we create weekly slices of the dataset so that each slice covers all posts made between two adjacent matches of the same team – the motivation for this is to be able to analyze the subset of texts that are posted after or before a specific match. As features, we select team name, opponent, sentiment labels, toxicity labels, and average score. We focus on the top six teams due to data availability. These teams traditionally have the biggest fan base worldwide, which is reflected in our Reddit dataset.

For the task, we train a random forest classifier to predict the outcome of a match (win, loss, draw) based on the discussions prior to the match. Hyperparameters are *max_depth=30*, *min_samples_leaf=2*, *min_samples_split=2*, *n_estimators=205*.

4. Results

4.1. General Results

As a first step, we conduct an exploratory analysis to better understand the feature distributions in our dataset. An analysis of the “author flairs” (i.e., a tag that an author can choose for their profile, which is then shown in all comments they leave) in the comments dataset (Figure 1) shows the frequency of these flairs in the comments. This can be seen as an indicator for how many fans each team has in the community, but is influenced by how actively each user writes comments. The chart appears similar to an exponential distribution (which is often encountered in social media data), and shows that Liverpool is the most frequently encountered author flair (114,566), followed by Manchester United (87,968), Arsenal (74,102), Manchester City (68,213), Chelsea (67,938), and Tottenham Hotspur (66,678). After these top six teams, there is a significant drop in frequency, indicating that this group, traditionally known as the top six of English soccer, is leading the Premier League regarding engagement and size of fan base. We also reviewed all unique authors who have posted at least one comment to evaluate the frequency of each team-related flair: Liverpool (3,484), Manchester United (3,241), Chelsea (2,971), Arsenal (2,913), Tottenham Hotspur (2,005), Manchester City (1,393), Leeds United (687), Newcastle (675), Everton (650), West Ham (586). These results indicate that fans of each team exhibit similar degrees of commenting activity.

Figure 2 shows the distribution of the submission flairs. In contract to the author flairs, this is the tag that an author has to choose specifically for a submission that they create to indicate the topic of the

Count of Top Teams Comments

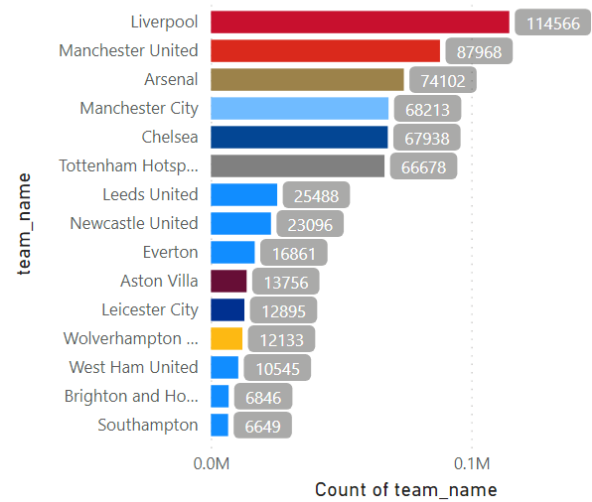


Figure 1: Most frequently chosen “Author flairs” as seen in comments data (users often use this flair to indicate their favorite team)

submission. Again, the chart clearly shows the top six teams leading the Premier League, this time with Manchester United at the top, followed by Liverpool, Manchester City, Arsenal, Chelsea, and Tottenham Hotspur. The fact that Manchester United and Liverpool are leading these charts and are mentioned together frequently in submissions and comments is in line with their long-standing rivalry, which is even documented on Wikipedia with a dedicated page (accessible via this link)

In addition, our analysis shows a significant growth of the r/PremierLeague community with subscriber numbers doubling to tripling every year: 29,600 (end of 2017), 53,700 (end of 2018), 141,000 (end of 2019), 283,000 (end of 2020), 773,000 (end of 2021), 1.7 million (end of 2022). At the time of writing in mid-2024, the subscriber count is at 3.8 million. Naturally, with the growth of the user base, the amount of scoring, posting, and commenting activity increased as well. This indicates a rapidly growing popularity of the subreddit and a likely adoption of the Premier League in the US, which is the main region of Reddit users (as explained above).

4.2. Sentiment Analysis

The sentiment analysis provides further insights about the dataset and r/PremierLeague’s interactions. Figure 3 show the distribution of the sentiment classes across comments and submissions. It is clearly visible

Count of Top Teams Submissions

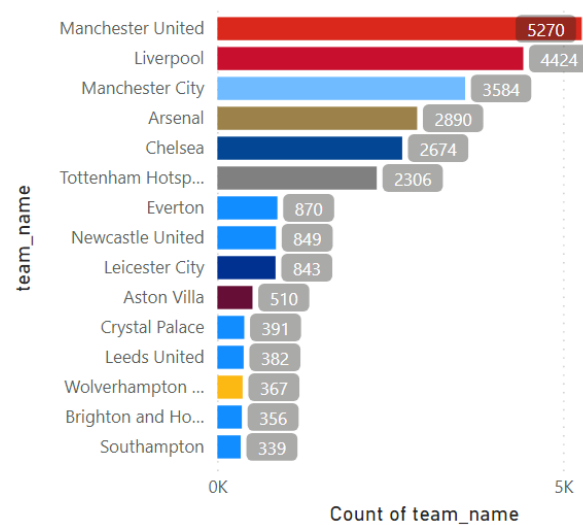


Figure 2: Most frequent submission flairs, indicating how often each team is posted about.

that for the submissions have a higher ratio of neutral texts than comments – attribute this to the following reasons: (1) submissions are more strictly moderated than comments and (2) submissions are often links to external news articles and authors often copy the article headline into the submission title. While positive and negative sentiment are balanced in submissions (approx. 15% each), comments show a stronger presence of negative (34%) versus positive sentiment (22%). After a qualitative evaluation, we attribute this effect to the fact that whenever a specific team is discussed, there are often more fans of competing teams participating and voicing their criticism about the team rather than fans of the discussed team voicing positive opinions and support.

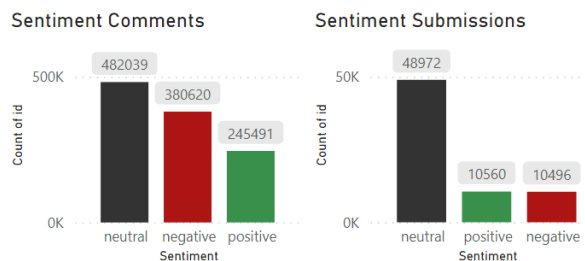


Figure 3: Distribution of sentiment classes across comments (left) and submissions (right)

Figure 4 shows how the sentiment ratios changed over time. Interestingly, the ratio of negative comments

has increased significantly, from an average of 21% for 2013–2017 to an average of 35% for 2020–2022. This could be caused by multiple effects, e.g., the rapid growth of the community combined with a weakening sense of community, the adoption of r/PremierLeague in the US, or changes in online social interaction due to the Covid-19 pandemic and lockdown. This trend towards increasing negative sentiment is alarming and suggests that participating in the r/PremierLeague community has become less pleasant in recent years.

Sentiment Percentages by Year

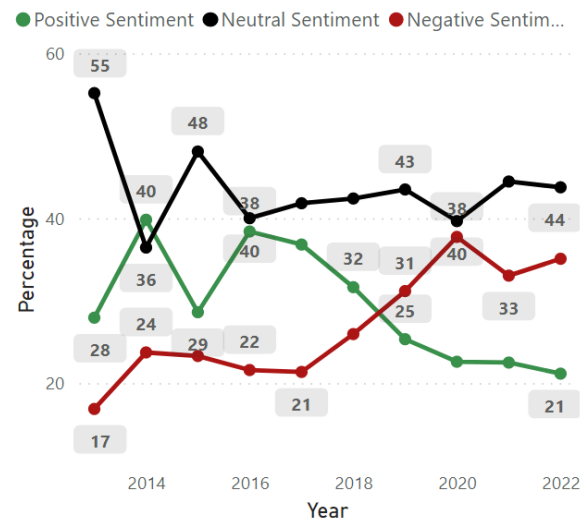


Figure 4: Percentage of Sentiment by Year

4.3. Topic Modeling

Our review of the identified topics throughout the years shows that most discussions focus on general soccer “gossip”, while the top teams are subject to more criticism and negativity than the smaller teams. We have clustered each year’s most frequent topics using hierarchical clustering (HDBSCAN) and provide an manually-curated summary in Table 1. Overall, the number of discussed topics has increased significantly over the reviewed years, which is in accordance with the growth in user numbers and activity.

We identify a few particular patterns to highlight in the following: There was a high presence of US-based broadcasters such as NBCSN, Peacock, and ESPN, with users complaining about prices and discussing broadcast times. The occurrence of words like IPTV and stream point towards discussions about alternatives to traditional subscription services. Starting in mid-2019, when VAR (Video Assistant Referee) came to the Premier League – this is reflected in

Year	Most Common Topics
2017	<ol style="list-style-type: none"> 1. Team- & match-specific discussions 2. US broadcasters 3. Other leagues & transfers 4. Player-specific discussions (star players) 5. Midfielders & player signings
2018	<ol style="list-style-type: none"> 1. Player-specific discussions (incl. injuries) 2. Players in specific positions & transfers 3. Broadcasters & streaming websites 4. Team-specific fan groups 5. Video Assistant Referee (VAR) & referee decisions
2019	<ol style="list-style-type: none"> 1. Team- & match-specific discussions (top teams) 2. Match statistics & offsides 3. US-related topics (broadcasters, NFL, racism) 4. Player-specific discussions 5. Team-specific discussions (smaller teams)
2020	<ol style="list-style-type: none"> 1. VAR & offsides 2. Player-specific discussions (star players) 3. US sports broadcasters 4. Team- & match-specific discussions (top teams) 5. Specific team managers
2021	<ol style="list-style-type: none"> 1. VAR, referees, penalties 2. Team- & match-specific discussions (top teams) 3. Specific team managers 4. Player-specific discussions (star players) 5. Off-topic discussions (racism, Covid-19, Americans)
2022	<ol style="list-style-type: none"> 1. Top team performance & managers 2. Off-topic discussions (jokes, racism, homosexuality) 3. Offsides, VAR, referee decisions 4. Specific team managers 5. General discussion (soccer, injuries, goals)

Table 1: Overview of top five most common topics per year in the dataset (sorted by frequency; modelling results further clustered manually)

frequent discussions of this topic, together with other controversial referee decisions (e.g., offsides, penalties). Covid-19 was a major topic in 2020, as the entire soccer world suffered due to it as many matches were either cancelled or postponed due to the lockdown – the Premier League stopped all matches in March 2020 and resumed again in July 2020 behind closed doors.

In summary, we see a growing presence of US-related topics, which together with the user growth suggests an increase in adoption and popularity of the Premier League in the US. With the community’s growth, discussions have become more diverse (e.g., with discussions of tactics, managerial decisions, and player transfers) and off-topic discussions became more prevalent. It should be noted that racism, often connected to US-related topics is a frequent theme in the discussions.

4.4. Toxicity Analysis

Our toxicity analysis results show that, on average, 4.5% of all comments are labelled as offensive and 1.7% as hate speech. Again, we review the changes in these metrics over time, which is shown in Figure 5. In accordance with the trends identified in the sentiment analysis, we can see that the amount of offensive texts has been increasing in the r/PremierLeague community constantly, from an average of 3.4% (2013–2017) to 4.6% (2020–2022). This again indicates that the r/PremierLeague community has become more toxic and unpleasant over the last years, possibly caused by the effects explained above.

Comment Toxicity Percentages by Year (Only Offensive and Hate)

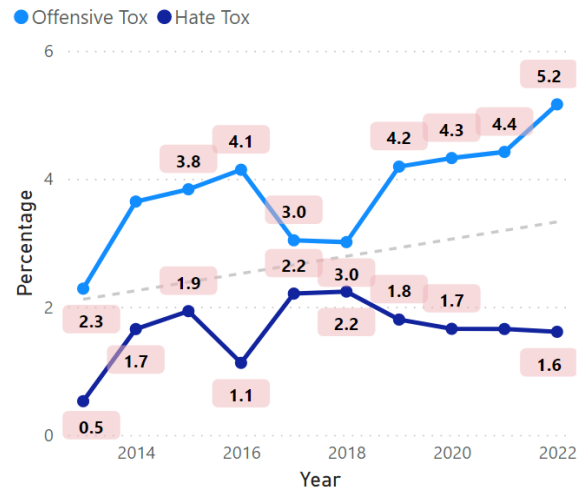


Figure 5: Ratio of texts classified as offensive or hateful per year by the RoBERTa toxicity model

We have applied topic modelling to the texts classified as toxic per year to identify the most controversial topics within the community – *which topics cause r/PremierLeague to become toxic?* Tables 2 and 3 show the topics identified in our analysis to trigger toxic discussions for 2017–2019 and 2020–2022, respectively. The results show an interesting mix of soccer-related and unrelated themes: Until 2019, there is a stronger focus on classic team rivalries (specifically, Tottenham Hotspur vs. Arsenal and Liverpool vs. Manchester United) and the behavior of selected players (e.g., Coutinho due to a transfer, Marcos Alonso injuring Shane Long through a foul). In 2019, more general topics such as equal pay for Women’s soccer, racism, British colonialism become prevalent. Also, US-related topics start occurring in 2019, e.g. the broadcaster NBC Sports Network, or a discussion of stereotypical

Year	Toxic Topics
2017	<ul style="list-style-type: none"> Wayne Rooney Coutinho (transfer from Liverpool to Barcelona) Adam Johnson, Robin Van Persie (assault cases) Arsenal executive board Tottenham Hotspur vs. Arsenal Liverpool fans (“scousers from Merseyside”)
2018	<ul style="list-style-type: none"> FA and FIFA alleged bribery Marcos Alonso (injured Shane Long) Tottenham Hotspur vs. Arsenal Australian people Manchester City Tottenham Hotspur fans
2019	<ul style="list-style-type: none"> Racism Paul Pogba (poor performance) Liverpool vs. Manchester United Tottenham Hotspur vs. Arsenal Selhurst Park (stadium) British Colonial times and union jack Women’s soccer equal pay discussion NBC Sports Network, USA Minors, rape, pedophilia, sexual assault Liverpool fans (“scousers from Merseyside”)

Table 2: Overview of most common topics to trigger toxic discussions per year for 2017 – 2019 (sorted by frequency within each year)

American fans. Overall, the number of different toxic topics increases over time and becomes broader due to an increase of more general topics such as racism or politics – it should be noted that racism becomes a controversial topic every after starting in 2019. The Video Assistant Referee (VAR) becomes a frequent controversial topic after its introduction in 2020. Furthermore, after 2020, the number of controversially discussed teams increases significantly, while the traditional rivalries seem not to be mentioned anymore.

4.5. Prediction Results

Our match result prediction model achieves a training accuracy of 90.83% and a test accuracy of 60.16% - while this indicates overfitting, we deliberately choose to do this, as our priority lies in analyzing the model’s important features learned from the training data, rather than producing accurate predictions on unseen data.

For predicting different match outcomes using the team flairs in the community’s discussions, our model achieves the following F1 performance scores: Loss 0.27, Draw 0.08, Win 0.74. The model works much better in predicting wins than losses or draws. To better understand which features are most helpful for the model to make its predictions, we conduct a grid search

Year	Toxic Topics
2020	<ul style="list-style-type: none"> Video Assistant Referee (VAR) decisions Steven Gerrard, Frank Lampard, Wayne Rooney (midfielders) Black Lives Matter, racism and harassment in general and in soccer (e.g., players receiving death threats after missing penalties) US broadcasters (NBCSN, Peacock) The word “negro” and its link to Spanish language Fans of Leeds United, Liverpool, Arsenal, Tottenham Hotspur Politics (Communism, American government, Chinese government, Covid-19 cases) Australian and British people Racism incident with Luis Suarez and Patrice Evra
2021	<ul style="list-style-type: none"> Racism against Black athletes in Europe VAR wrong decisions Arsenal, Liverpool, Newcastle, Manchester City, Chelsea, Manchester United, Everton, Tottenham Hotspur Ryan Giggs (personal life and cases) Stereotypical American fans supporting Premier League teams Complaints about vaccines Mikel Arteta
2022	<ul style="list-style-type: none"> Racism, African and Black people VAR and controversial decisions Hillsborough tragedy, Liverpool Messi vs. Ronaldo Vladimir Putin and Saudi Arabia Leeds United, Arsenal, Liverpool, Everton, Tottenham Hotspur, Manchester United, Aston Villa, Chelsea The British monarchy Homosexuality in Britain and Premier League players Darwin Nunez, Jordan Pickford, Harry Kane, Ryan Giggs, Harry Maguire, and Gareth Southgate (England head coach)

Table 3: Overview of most common topics to trigger toxic discussions per year for 2017 – 2019 (sorted by frequency within each year)

of different feature combinations to train the model with, and find that the model works best when limited to *total_score*, *neutral* and *negative* sentiment, and number of texts labelled as *offensive*. Furthermore, we review the Gini Importance (also known as “mean decrease impurity” or “feature importance”), for each feature in the final Random Forest model and find that the texts’ upvote has the strongest impact (0.35), followed by neutral (0.26) and negative (0.25) sentiment, and offensiveness (0.14) (with poor match results correlating with toxicity).

This indicates that the upvote activity of r/PremierLeague may contain the highest predictive value for assessing whether a team will win a match, i.e., posts with higher upvote score are more likely to

predict a match outcome. Positive sentiments from fans, although they bring hope and support, don't significantly contribute to predicting match outcomes. This is because these sentiments often come with inherent biases and lack critical analysis, making them unreliable for accurate predictions. By understanding this limitation, we can approach sentiment analysis more effectively, leading to better and more realistic predictions based on how communities interact.

5. Conclusion

Our work yields various insights about the reviewed community: (1) the discussed themes and topics of the community and how they change over time, (2) the growing relevance of the Premier League and r/PremierLeague subreddit for Reddit's user base, which is mainly US-based, and with it the US sports market; (3) the increase of negative sentiment and toxicity in the community's discussions over time. We apply and combine various analysis techniques to better understand the underlying data and identify interesting patterns.

Our topic modeling analysis revealed that discussions predominantly revolve around top Premier League teams – Liverpool, Manchester United, Manchester City, Arsenal, Chelsea, and Tottenham Hotspur. Conversations mainly focus on match results, player performances, and rivalries, reflecting these teams' prominence and success in the league. Additionally, the significant volume of conversations about US broadcasters such as NBCSN, Peacock, Xfinity, and other US-related topics (as shown in our analysis) confirms that a significant portion of the subreddit's users are located in the US. Other frequently discussed themes include the VAR (Video Assistant Referee) system, controversies arising from referee decisions, and the impact of Covid-19 during 2020 and 2021.

Our toxicity analysis highlights the challenges associated with the community's growth, including an increase in offensive and off-topic discussions. Offensive remarks, particularly about other users and teams, tend to surge with the growth of the fan base. Specific targets of offensive comments include certain teams and fan groups such as Liverpool, as well as off-topic subjects such as political figures and entities like Putin, Saudi Arabia, and the British monarchy. Alarming, racism is a prevalent topic within these offensive discussions, indicating that it may be an issue within the fan community and potentially within the league itself.

While the growing popularity of the Premier League

and its community has many positive aspects, our research also sheds light on the negative side effects, such as increasing negativity and toxicity. These effects significantly influence how users experience online communities and may reflect a broader trend towards higher toxicity and negativity in both online and real-world communities. It is dangerous to normalize toxicity in online communities, as individuals often dismiss positive communication in toxic environments (Kavanagh et al., 2020; Wijkstra et al., 2023). This normalization of negativity can lead to a cycle where toxicity becomes a standard part of their online experiences (Poeller et al., 2023). We encourage future research to continue investigating these trends, with the hope of reversing them to foster more positive and wholesome communities and social exchanges.

References

- Aswath, S., Godavarthi, D., & Das, B. (2020). Analysing conflicts in online football communities of reddit. *2020 international conference on emerging trends in information technology and engineering (ic-ETITE)*, 1–6.
- Bagić Babac, M., & Podobnik, V. (2016). A sentiment analysis of who participates, how and why, at social media sport websites: How differently men and women write about football. *Online Information Review*, 40(6), 814–833.
- Blei, D. M., Ng, A. Y., & Jordan, M. I. (2003). Latent dirichlet allocation. *Journal of machine Learning research*, 3(Jan), 993–1022.
- Chakraborty, K., Bhattacharyya, S., & Bag, R. (2020). A survey of sentiment analysis from social media data. *IEEE Transactions on Computational Social Systems*, 7(2), 450–464.
- Dean, B. (2023). Reddit User and Growth Stats: How Many People Use Reddit in 2023? [Accessed: 2024-06-08]. <https://backlinko.com/reddit-users>
- Fedderson, A., Humphreys, B. R., & Soebbing, B. P. (2017). Sentiment Bias and Asset Prices: Evidence from Sports Betting Markets and Social Media. *Economic Inquiry*, 55(2), 1119–1129. <https://doi.org/https://doi.org/10.1111/ecin.12404>
- Gabarron, E., Dorrnoro, E., Reichenpfader, D., & Denecke, K. (2023). What do autistic people discuss on Twitter? An approach using BERTopic modelling. In *Caring is sharing—exploiting the value in data for health and innovation* (pp. 403–407). IOS Press.

- Ghosh, A. (2021). Analyzing toxicity in online gaming communities. *Turkish Journal of Computer and Mathematics Education (TURCOMAT)*, 12(10), 4448–4455.
- Grootendorst, M. (2022a). Bertopic: Leveraging bert and c-tf-idf to create easily interpretable topics [Accessed: 2024-06-11]. <https://pypi.org/project/bertopic/>
- Grootendorst, M. (2022b). Bertopic: Neural topic modeling with a class-based tf-idf procedure. *arXiv preprint arXiv:2203.05794*.
- Hong, Y., & Skiena, S. (2010). The wisdom of bookies? sentiment analysis versus the nfl point spread. *Proceedings of the International AAAI Conference on Web and Social Media*, 4(1), 251–254.
- Kasi, M., et al. (2023). Unveiling the Sentiments and Opinions of Football Fans towards Video Assistant Referee (VAR) Technology: A Natural Language Processing Analysis.
- Kavanagh, E., Jones, I., & Sheppard-Marks, L. (2020). Towards typologies of virtual maltreatment: Sport, digital cultures & dark leisure. In *Re-thinking leisure in a digital age* (pp. 75–88). Routledge.
- Kemp, P. (2023). The most followed sports leagues and organizations on social media [Accessed: 2024-06-15]. <https://www.sportingpedia.com/2023/12/01/the-most-followed-sports-leagues-and-organizations-on-social-media/>
- Long, S. (, Lucey, B., Xie, Y., & Yarovaya, L. (2023). “i just like the stock”: The role of reddit sentiment in the gamestop share rally. *Financial Review*, 58(1), 19–37. <https://doi.org/https://doi.org/10.1111/fire.12328>
- Melton, C. A., Olusanya, O. A., Ammar, N., & Shaban-Nejad, A. (2021). Public sentiment analysis and topic modeling regarding covid-19 vaccines on the reddit social media platform: A call to action for strengthening vaccine confidence. *Journal of Infection and Public Health*, 14(10), 1505–1512.
- Mujahid, M., Lee, E., Rustam, F., Washington, P. B., Ullah, S., Reshi, A. A., & Ashraf, I. (2021). Sentiment analysis and topic modeling on tweets about online education during covid-19. *Applied Sciences*, 11(18), 8438.
- Murakami, A., Thompson, P., Hunston, S., & Vajn, D. (2017). ‘What is this corpus about’: using topic modelling to explore a specialised corpus. *Corpora*, 12(2), 243–277.
- Ning, C., Xu, J., Gao, H., Yang, X., & Wang, T. (2022). Sports information needs in chinese online q&a community: Topic mining based on bert. *Applied Sciences*, 12(9), 4784.
- Pérez, J. M., Giudici, J. C., & Luque, F. (2021). Pysentimiento: A python toolkit for sentiment analysis and socialnlp tasks.
- Poeller, S., Dechant, M. J., Klarkowski, M., & Mandryk, R. L. (2023). Suspecting sarcasm: How league of legends players dismiss positive communication in toxic environments. *Proceedings of the ACM on Human-Computer Interaction*, 7(CHI PLAY), 1–26.
- Rajadesingan, A., Resnick, P., & Budak, C. (2020). Quick, community-specific learning: How distinctive toxicity norms are maintained in political subreddits. *Proceedings of the International AAAI Conference on Web and Social Media*, 14, 557–568.
- Saaty, M., Patel, J. V., Abdelgawad, N., Marion, J., McCrickard, D. S., Misra, S., & Wernstedt, K. (2022). Note: Studying Sustainable Practices of Appalachian Trail Community based on Reddit Topic Modelling Analysis. *Proceedings of the 5th ACM SIGCAS/SIGCHI Conference on Computing and Sustainable Societies*, 560–563. <https://doi.org/10.1145/3530190.3534848>
- Saife245. (2023). English premier league match results [Accessed: 2024-06-11]. <https://www.kaggle.com/datasets/saife245/english-premier-league>
- Stine, Z. K., & Agarwal, N. (2020). Comparative Discourse Analysis Using Topic Models: Contrasting Perspectives on China from Reddit. *International Conference on Social Media and Society*, 73–84. <https://doi.org/10.1145/3400806.3400816>
- TirendazAcademy. (2022). Fifa world cup 2022 tweets [Accessed: 2024-06-11]. <https://www.kaggle.com/datasets/tirendazacademy/fifa-world-cup-2022-tweets>
- Weld, G., Zhang, A. X., & Althoff, T. (2022). What makes online communities ‘better’? measuring values, consensus, and conflict across thousands of subreddits. *Proceedings of the International AAAI Conference on Web and Social Media*, 16, 1121–1132.
- Wijkstra, M., Rogers, K., Mandryk, R. L., Veltkamp, R. C., & Frommel, J. (2023). Help, my game is toxic! first insights from a systematic literature review on intervention systems for toxic behaviors in online video games. *Companion Proceedings of the Annual Symposium on Computer-Human Interaction in Play*, 3–9.

Wunderlich, F., & Memmert, D. (2022). A big data analysis of twitter data during premier league matches: Do tweets contain information valuable for in-play forecasting of goals in football? *Social network analysis and mining*, 12, 1–15.