

Process-based Indicators of Vulnerability Re-Introducing Code Changes: An Exploratory Case Study

Samiha Shimmi*
Northern Illinois University
DeKalb, IL, USA
sshimmi@niu.edu

Mona Rahimi†
Northern Illinois University
DeKalb, IL, USA
rahimi@cs.niu.edu

Nicholas M. Synovic*
Loyola University Chicago
Chicago, IL, USA
nsynovic@luc.edu

George K. Thiruvathukal†
Loyola University Chicago
Chicago, IL, USA
gthiruvathukal@luc.edu

Abstract

Software vulnerabilities often persist or re-emerge after being fixed, revealing the complex interplay between code evolution and socio-technical factors. While source code metrics provide useful indicators of vulnerabilities, software engineering process metrics can measure engineering activities that lead to their introduction. To our knowledge, few studies have explored whether these metrics can identify these activities over time — insights that are essential for anticipating and mitigating software vulnerabilities. This work highlights the critical role of process metrics along with code changes in understanding and mitigating *vulnerability reintroduction*. We move beyond file-level prediction and instead analyze vulnerability fixes at the commit level, focusing on sequences of changes through which vulnerabilities re-emerge.

Our approach emphasizes that reintroduction is rarely the result of one isolated action, but emerges from cumulative engineering activities and socio-technical conditions. To support this analysis, we conduct a case study on the ImageMagick project by correlating longitudinal process metrics including bus factor, issue density, and issue spoilage with vulnerability reintroduction activities, encompassing 76 instances of reintroduced vulnerabilities. Our findings show that vulnerability reintroduction often aligns with increased issue spoilage and fluctuating issue density, reflecting short-term inefficiencies in issue management and team responsiveness. These observations provide a foundation for broader studies that combine process and code metrics to predict vulnerability reintroducing fixes and strengthen software security.

CCS Concepts

• **Software and its engineering** → **Maintaining software**; *Software testing and debugging*; • **Security and privacy** → *Software security engineering*.

Keywords

Software security, Vulnerability reintroduction, Risky fixes, Software process metrics, Longitudinal metrics, Mining software repositories, Scientific software, Vulnerability prediction

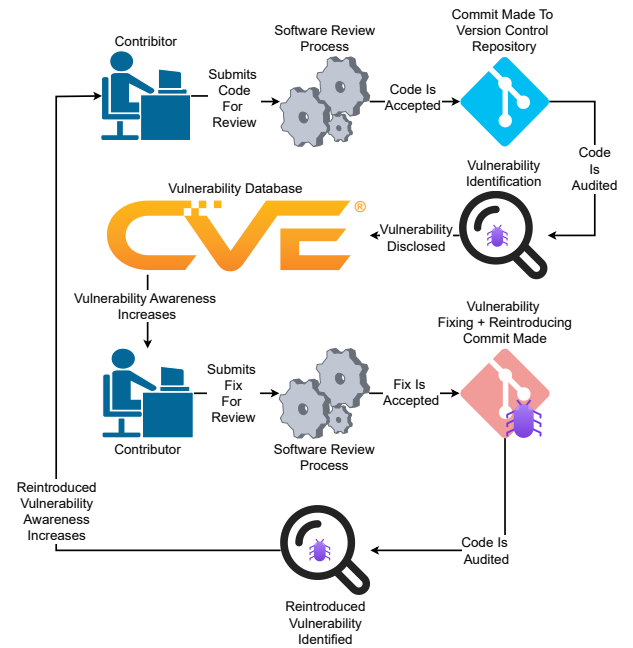


Figure 1: Overview of the vulnerability reintroduction process. Contributors submit code that passes review and enters the version control system. Once a vulnerability is disclosed and patched, a new flaw is inadvertently reintroduced in the fix, leading to a recurring cycle of identification and patching.

1 Introduction

Software security remains a critical challenge within open-source software. The rapid pace and complexity of technological advancement place software engineers under time constraints, increasing the risk of flawed implementations and introducing vulnerabilities. Software vulnerabilities are reported to the National Vulnerability

*Samiha Shimmi and Nicholas M. Synovic contributed equally to this work (co-first authors).

†Mona Rahimi and George K. Thiruvathukal contributed equally to this work (co-supervisors).

Database (NVD) [24] and Common Vulnerabilities and Exposures (CVE) [36] databases.

Despite software engineers’ efforts to address vulnerabilities, their fixes can inadvertently introduce new security issues [29, 33] as visualized in Figure 1. Vulnerable software systems compromise overall system dependability [4], hamper reproducibility [22], and diminish trust [40]

Moreover, the integration of software dependencies enables vulnerabilities to propagate through software supply chains [20, 42, 43]. Although automated security audits [14, 18, 34, 41] and tooling [1, 25, 26, 28] are available to the open-source community, the impact of these tools on engineering decisions is limited [2, 9]. While research has examined software vulnerability prediction [26, 28], to our knowledge, a gap persists in identifying vulnerability reintroducing activities where remediation of one vulnerability inadvertently introduces another [29]. Furthermore, as vulnerabilities propagate through commit operations, a gap exists in analyzing the software engineering process involved.

To address this, we conduct the first exploratory case study of a software’s engineering process and its correlation to vulnerability reintroduction. We identify pairs of vulnerability reintroducing and fixing commits and automatically compute longitudinal process metrics for bus factor, issue density, and issue spoilage for the ImageMagick [21] project — a well known image processing project. Our results show that (1) ImageMagick has maintained a healthy number of contributors, implying that there is always a contributor available to fix and review vulnerability reintroducing commits; (2) ImageMagick’s issue density has stayed low even during vulnerability reintroductions, demonstrating that maintainers can manage incoming issues efficiently while developing new features, suggesting the project’s workflow can handle backlog accumulation without disrupting regular development activities; and (3) ImageMagick’s issue backlog spikes during vulnerability reintroductions, suggesting that contributors prioritize remediation over routine issue closure. This shift in focus toward security fixes creates a bottleneck in parallel task management, straining resources during periods of high-security workloads.

Taken together, these findings suggest that while ImageMagick’s contributor base and issue management processes provide a strong foundation for sustainable maintenance, vulnerability reintroductions still impose measurable strain on project dynamics. This underscores the need for improved process-aware tooling and decision support systems that help engineers anticipate, detect, and mitigate reintroduction risks before they propagate through the codebase.

Our contributions are: (1) The first empirical case study correlating longitudinal software engineering process metrics with open-source software engineering vulnerability reintroduction activities; (2) A methodology for identifying vulnerability reintroducing commits leveraging existing algorithms [44] and LLMs; and (3) A dataset of 76 vulnerability-reintroducing commits that extends existing vulnerability datasets by including future commits that fix the reintroduced vulnerabilities.

We release our source code and dataset artifacts on Zenodo [31].

2 Background and Related Work

In this section, we give a brief overview of software engineering process metrics, process metrics for predicting software vulnerabilities, and vulnerability reintroduction.

2.1 Software Engineering Process Metrics

Software engineering process metrics quantify the activity involved in the creation or maintenance of a software system [9]. Prior work has shown that code complexity, churn, and developer activity metrics can serve as indicators of software vulnerabilities [32], however the open-source community has seen limited adoption of these [9]. These metrics are computed at specific releases, rather than examining longitudinal trends. Captured at a specific release, snapshot process metrics offer insights into the software system’s current state, however, measuring process metrics longitudinally captures socio-technical trends influencing project evolution [35]. Several process metrics have been proposed [13, 17, 23], but for our study, we focus on derived process metrics including bus factor, issue density, and issue spoilage.

Bus Factor measures team-wide familiarity with a system’s components by counting contributions to various elements [7]; high bus factors indicate widespread understanding, while a low bus factor (i.e., less than one [27]) suggests siloed knowledge potentially limiting the number of active contributors who could resolve vulnerabilities. Issue Density extends the defect density metric [11] to open-source issue trackers; high density suggests engineers struggle to manage community submissions efficiently, whereas low density implies timely responses to these inputs. Issue spoilage quantifies how quickly engineering teams close reported issues; high spoilage indicates unaddressed lingering issues, whereas low spoilage signifies prompt handling of issues. A detailed overview of each of these metrics is presented in [35, 39].

Our study advances software engineering process metrics by analyzing several process metrics longitudinally to correlate engineering activities to vulnerability reintroduction. This approach underscores the critical gap between awareness and practical adoption of such metrics in software engineering communities, emphasizing their potential as actionable indicators for improving code quality and security resilience.

2.2 Software Vulnerabilities and Vulnerability Reintroduction

A software vulnerability refers to specific weakness in a software system’s code that can be exploited to compromise the confidentiality, integrity, or availability of a system. Centralized databases aggregate, report, score, and distribute publicly disclosed vulnerabilities to enable vulnerability tracking and awareness [15, 16, 18, 24, 36]. Vulnerabilities can be classified via the Common Weakness Enumeration (CWE) schema [36] which captures recurring weaknesses in software (e.g., buffer overflows, improper input validation) that automated tooling can classify [8, 19]. Furthermore, the Common Vulnerability Scoring System (CVSS) provides a means to quantify the severity of a vulnerability from a range of zero to ten [12], with ten being reserved for the most severe vulnerabilities [3, 6].

Software fixes attempt to address and remove software vulnerabilities, but prior work has found that not all fixes are permanent [4, 33]. Vulnerability reintroduction occurs when a fix inadvertently reintroduces a new security weakness as confirmed by later fixes [4, 29]. Software vulnerability reintroduction was conceptually identified as a threat to software systems via *attack–defense co-evolution* by positing that a vulnerability fixing operation might itself serve as a predictor of a subsequent vulnerability [30]. Such reintroductions pose significant risks because they may silently undo prior security improvements and leave systems exposed once again.

While existing datasets have labeled vulnerable and non-vulnerable source code [5, 10], to our knowledge, there are no datasets that specifically capture sequences of commits that resolve and reintroduce vulnerabilities. Our work resolves this by releasing a dataset that extends established vulnerability datasets [5, 10] with 81 pairs for the ImageMagick project that both resolve existing CWEs while simultaneously reintroducing new vulnerabilities.

3 Case Study: ImageMagick

In this section, we introduce our case study on ImageMagick — a well-known image processing project. We discuss an overview of the problem, our methodology to evaluate the project’s software engineering process metrics and high CVSS scoring CVEs longitudinally, and analyze the data collected during our case study. We selected ImageMagick as our case study due to it being a well-known open-source image processing project with a significant development history [21], written primarily in C potentially enabling common weaknesses (e.g., buffer overflows, memory leaks), and being readily available in existing vulnerability datasets that have previously mapped CVE disclosures to specific commits [5, 10].

3.1 Problem Overview

In this section we show an example of a vulnerability being reintroduced as a side effect for resolving a different vulnerability. This vulnerability remained active for 313 days across 1,094 commits and 6 releases.

Vulnerability Reintroducing Fix CVE-2018-11625 [37] was an out of bounds read vulnerability [38] with a CVSS severity score of 8.8 disclosed on May 31st, 2018. Listing 1 shows a commit accepted by ImageMagick that reintroduced a vulnerability while attempting to resolve CVE-2018-11625. On May 30th, 2018 commit 5294966 was accepted into ImageMagick to resolve a buffer overflow by allocating an additional byte for `colormap_index`. While the intention was to prevent out-of-bounds writes, this fix was potentially unsafe when `image->colors` or `MaxColormapSize` was smaller than `MaxMap`, creating scenarios where the buffer could still overflow under certain image configurations.¹

Listing 1: ImageMagick – Initial Fix Commit 5294966

```
- colormap_index=(unsigned short *)
  AcquireQuantumMemory(
- (size_t) image->colors, sizeof(unsigned
  short));
+ colormap_index=(unsigned short *)
  AcquireQuantumMemory(
+ (size_t) (image->colors+1), sizeof(unsigned
  short));
```

Reintroduced Vulnerability Fix Listing 2 shows a subsequent commit c111ed9 that corrected the reintroduced vulnerability on April 8th, 2019. This issue was resolved by ensuring that the allocation size was properly bounded using the `MagickMax()` function, guaranteeing that the memory allocated for `colormap_index` was at least `MaxMap`. This change prevented buffer overflow conditions that could occur when the color count was smaller than the maximum mapping size.²

Listing 2: ImageMagick – Future Fix Commit c111ed9

```
- colormap_index=(unsigned short *)
  AcquireQuantumMemory(
- (size_t) (image->colors+1), sizeof(unsigned
  short));
+ colormap_index=(unsigned short *)
  AcquireQuantumMemory(
+ MagickMax((size_t) image->colors, MaxMap),
  sizeof(unsigned short));
```

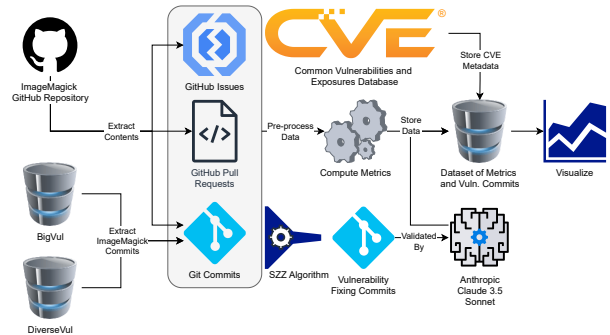


Figure 2: We analyzed the ImageMagick project by extracting issues and pull requests from GitHub to calculate issue density and spoilage. Using Git commits from GitHub, BigVul, and DiverseVul, we computed the bus factor and identified vulnerability-fixing commits via the SZZ algorithm and Claude 3.5 Sonnet. Finally, CVE data was integrated to enrich the analysis and facilitate data visualization.

¹<https://github.com/ImageMagick/ImageMagick/commit/5294966>

²<https://github.com/ImageMagick/ImageMagick/commit/280215b9936d145dd5ee91403738ccce1333cab1>

Table 1: CVEs analyzed and their CWE vulnerability classification and CVSS severity score.

CVE	CWE	CVSS
CVE-2016-4564	CWE-119	9.8
CVE-2017-16546	CWE-119	8.8
CVE-2018-11625	CWE-125	8.8
CVE-2019-13299	CWE-125	8.8

3.2 Methodology

To evaluate the socio-technical context in which vulnerabilities are reintroduced into ImageMagick, we extract and evaluate vulnerability resolving commits from two existing datasets, extend existing algorithms and methods with LLMs to identify pairs of reintroducing and fixing commits, and leverage prior work on evaluating longitudinal software engineering process metrics on selected high CVSS scoring CVEs that were identified to reintroduce issues. Our goal is twofold: (1) to flag vulnerability fixing commits that are likely to trigger regressions, and (2) to isolate the engineering process patterns that contribute to vulnerability reintroducing activity in open-source software. Our methodology is outlined in Figure 2

3.2.1 Dataset Collection Existing vulnerability datasets do not track the full commit history of vulnerability reintroduction and subsequent fixes. To address this, we constructed a ground truth dataset by extending existing datasets that capture ImageMagick vulnerability records. We first extracted existing ImageMagick vulnerability commits from two exemplar datasets: BigVul [10] and DiverseVul [5]. For our initial case study, we filtered for commits that modified only one file.

To filter for commits that specifically reintroduced vulnerabilities, we analyzed subsequent commits from the identified set of ImageMagick vulnerability fixing commits. To determine whether regressions occurred that reintroduced vulnerabilities, we leveraged the SZZ algorithm, a widely known approach for identifying defect inducing source code [44]. For each vulnerability fixing commit, we used SZZ to trace the modified lines of code through the version control history to identify all modifying commits, thereby identifying the proper corrective fix if available. Additionally, we also manually evaluated the commit message attached to each SZZ identified corrective commits to determine if the commit resolved a reintroduced vulnerability.

To further refine our dataset and ensure the correctness of each vulnerability reintroducing commit, we leveraged five LLMs: Claude-3.5-Sonnet (Anthropic), GPT-4o (OpenAI), DeepSeek Chat (DeepSeek AI), and Grok-2 (xAI). Based on our sample-level evaluation, we selected Claude as the primary model for constructing the vulnerability reintroducing dataset. All Claude-generated labels were then manually reviewed as a second validation step to ensure accuracy. Our prompt to do so is presented in Listing 3.

Our dataset collection resulted in 81 confirmed vulnerability reintroducing-fixing commit pairs for ImageMagick from an initial set of 175 and 225 commits from BigVul and DiverseVul respectively. Of the 81 pairs, 25 originated from BigVul [10] and 56 originated from DiverseVul [5], however only 76 have associated CVEs. Our dataset is publicly available [31]

3.2.2 CVE Selection Criteria From the 76 candidate pairs of vulnerability reintroducing commits identified in Section 3.2.1, we

Listing 3: Anthropic Claude 3.5 Sonnet System Prompt

Research context: I am conducting research on how software **security** vulnerabilities evolve over time, specifically focusing on situations where a fix for one **security** vulnerability unintentionally introduces a new **security** vulnerability.

Task: You will be provided with details from two commits:

- **Previous Fix Commit** – A commit that fixed a known vulnerability.
- **Future Candidate Commit** – A later commit that modifies the same or nearby code.

Your task is to determine whether the **candidate commit** is fixing a new vulnerability that was introduced by the **previous fix**.

Previous Fix Details

- **Commit ID:** {commit_hash}
- **Commit Message:** {previous_fix_message}
- **Code Changes (Diff Format):** {previous_fix_diff_content}

Future Candidate Details

- **Commit Message:** {future_commit_message}
- **Code Changes (Diff Format):** {future_diff_content}

Your Response Format (Strictly Follow This JSON Format)

```
{
  "answer": "Yes" or "No",
  "reasoning": "Detailed explanation of why the candidate commit is or is not fixing a vulnerability introduced by the previous fix."
}
```

Important condition: *If the previous fix is incomplete, the answer is "No" since it did not introduce a new vulnerability. Similarly, if the previous fix did not properly fix the issue, the answer is still "No" unless a new vulnerability is created.*

Figure 3: Anthropic Claude 3.5 Sonnet LLM system prompt used to evaluate commit pairs where one commit fixed a vulnerability and a subsequent commit potentially addressed a new vulnerability introduced by that fix.

randomly selected four pairs. Our selection criteria were that each pair was identified to resolve a known CVE with at least a score of 8.8 while reintroducing a new vulnerability, that each vulnerability pair is non-overlapping, and each vulnerability had to be identified in a unique year. Our candidate vulnerabilities are presented in Table 1.

3.2.3 Software Process Metrics Analysis For longitudinal computation of process metrics, we utilized the PRIME tool [35]. PRIME can compute bus factor, issue density, and issue spoilage among others. For bus factor, we computed the bus factor for the entire project every six months. For issue density and spoilage, we computed the metric per six months, but for each CVE in our case study, we computed the metric per week for 20 weeks prior to, during, and 20 after the reintroduced vulnerability persisted in the project.

Table 2: Breakdown of the number of vulnerability reintroducing commits with identifiable CVEs in ImageMagick from 2015 to 2021.

Year	# Of Vuln. Commits	Avg. CVSS
2015	5	6.5
2016	12	7.4
2017	24	7.1
2018	10	6.8
2019	11	7.7
2020	13	5.0
2021	1	5.5

3.3 Data Analysis

In this section, we discuss an overview of the dataset of 76 candidate vulnerability reintroducing-fixing commit pairs identified in Section 3.2.1, and our longitudinal analysis of bus factor, issue density, and issue spoilage as it relates to vulnerability reintroduction activities.

3.3.1 ImageMagick Vulnerabilities per Year: Table 2 breaks down the 76 identified vulnerability reintroducing commits with CVEs and their average CVSS scores per year. Since 2017, the number of vulnerabilities that are reintroduced into ImageMagick has decreased. Furthermore, the average CVSS score of vulnerabilities that reintroduce vulnerabilities has also decreased. This suggests that ImageMagick’s contributors are becoming increasingly effective at identifying, isolating, and mitigating security flaws prior to including them in the project. It also indicates a maturation of the project’s secure development practices, where vulnerability resolution attempts are less likely to result in the reintroduction of high-impact security issues.

3.4 Bus Factor

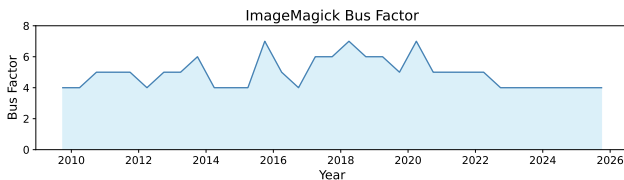


Figure 4: ImageMagick maintains a relatively healthy bus factor, with contributions from 4-7 unique maintainers every six months, facilitating distributed handling of vulnerability resolutions.

ImageMagick’s bus factor per six months metric is presented in Figure 4. ImageMagick has at least four—and sometimes as many as seven—contributors during a six-month period. This guarantees that at any period, there have been a sufficient number of contributors who can introduce and resolve vulnerabilities.

3.5 Issue Density

ImageMagick’s and selected CVEs’ issue density is presented in Figure 5. ImageMagick’s issue density per six months is low, at only 28% of open issues to total project size at its peak in 2020. Our findings suggest that vulnerability reintroduction is often accompanied by temporary disruptions in issue management efficiency,

reflecting the project’s fluctuating capacity to balance bug triage and ongoing development.

CVE-2016-4564 Prior to the fix for CVE-2016-4564 in which a vulnerability was reintroduced, issue density was increasing. After the vulnerability was reintroduced, issue density decreased until after the corrective fix was applied. When evaluating the rate at which the project size was changed — measured in thousands of lines of code per week (i.e., KLOC per week) — during this time frame, we see that it experiences little change. Thus, the issue density of this CVE is reflective of contributors initially closing issues raised by the community, before the community started contributing more issues than the author’s could close.

CVE-2017-16546 Prior to the fix for CVE-2017-16546 in which a vulnerability was reintroduced, issue density was decreasing. After the vulnerability was reintroduced, ImageMagick underwent a wave of increasing and decreasing issue density. However, after the proper corrective fix was applied, issue density increased. When evaluating the KLOC per week during this time frame, we see that it initially dips before increasing to its initial size. Thus the issue density of this CVE is reflective of both a shrinking code size and closure of open issues.

CVE-2018-11625 Prior to the fix for CVE-2018-11625 in which a vulnerability was reintroduced, and after the proper corrective fix was applied, ImageMagick experienced increasing issue density. During the existence of the reintroduced vulnerability, issue density underwent a wave of increasing and decreasing issue density, until issue density continuously rose post the proper corrective fix being applied. When evaluating the KLOC per week during this time frame, we see that it increases during this time frame, reflecting that the project maintainers were modifying the code and closing issues concurrently during this time frame.

CVE-2019-13299 Prior to the fix for CVE-2019-13299 in which a vulnerability was reintroduced, and after the proper corrective fix was applied, issue density was increasing. When evaluating the KLOC per week during this time frame, we see that it remains stable. Thus, the issue density of this CVE is reflective of an increasing amount of issues being opened during this time frame.

3.6 Issue Spoilage

ImageMagick’s and selected CVEs’ issue spoilage is presented in Figure 6. ImageMagick’s issue spoilage per six months is high but showing improvement, with over 74,657 days of spoiled issues at its peak in 2023, and currently at 25 days of spoiled issues as of writing. Our findings indicate that fluctuations in issue spoilage correspond to varying levels of responsiveness and process stability during vulnerability reintroduction periods.

CVE-2016-4564 Prior to the fix for CVE-2016-4564 in which a vulnerability and thereafter, issue spoilage was increasing. After the proper corrective fix was applied, issue spoilage decreased before increasing again. This reflects that towards the tail end of the reintroduced vulnerability’s existence, project maintainers resolved long open issues before resuming other activities.

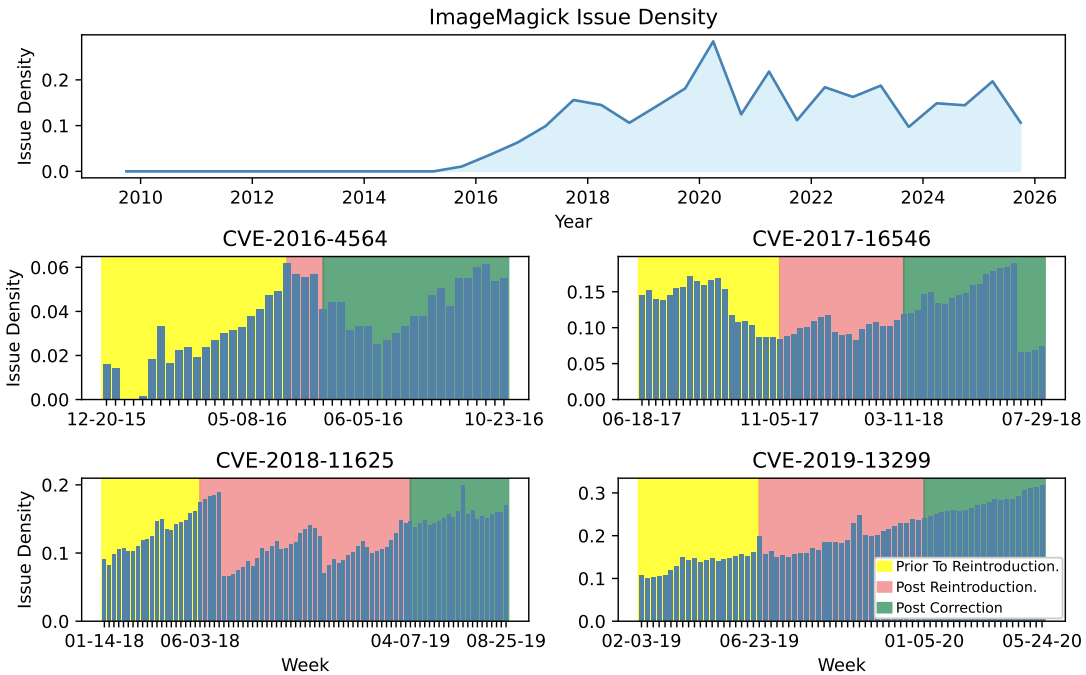


Figure 5: Since peaking at 28% in 2022, issue density has declined to 16.4%. Fluctuations are tied to specific vulnerabilities: CVE-2016-4564 and CVE-2019-13299 saw density increases driven by rising open-issue rates. Conversely, CVE-2017-16546 and CVE-2018-11625 experienced declines due to code deletion and high issue-closure rates, respectively.

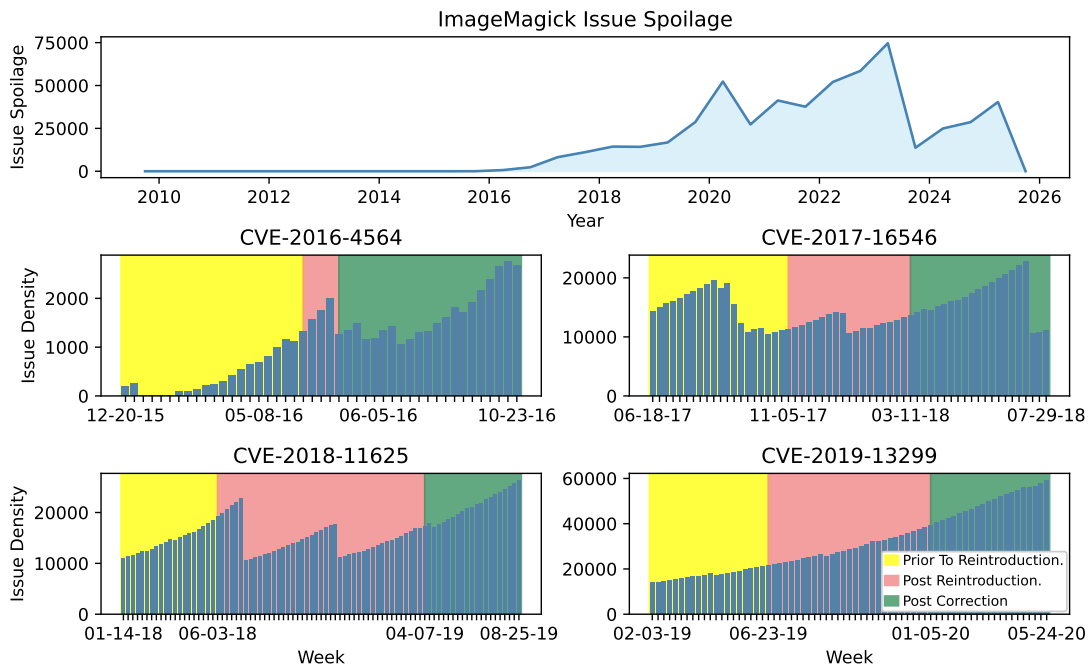


Figure 6: After a 2023 peak of 74,657 days, spoilage plummeted to just 25 days. Trends varied by vulnerability: CVE-2016-4564 and CVE-2019-13299 saw rising spoilage following reintroduction—indicating a struggle to resolve issues timely—until corrective patches were applied. In contrast, CVE-2017-16546 and CVE-2018-11625 experienced immediate spoilage dips following vulnerability reintroduction.

CVE-2017-16546 Prior to the fix for CVE-2017-16546 in which a vulnerability was reintroduced, issue spoilage was decreasing.

After the vulnerability was reintroduced, ImageMagick experienced

increasing issue spoilage, a dip, and then increasing issue spoilage after the proper corrective fix was applied. This reflects that during this reintroduced vulnerabilities life, the maintainers were actively resolving issues while conducting other activities.

CVE-2018-11625 Prior to the fix for CVE-2018-11625 in which a vulnerability was reintroduced and upon reintroduction, issue spoilage was increasing. While the reintroduced vulnerability was active, ImageMagick experienced increasing issue spoilage, a dip, and then continuous increase after proper resolution. This reflects maintainers initially closing a significant number of issues, and then continuing to resolve issues throughout the reintroduced vulnerabilities existence.

CVE-2019-13299 Prior to the fix for CVE-2019-13299 in which a vulnerability was reintroduced, and after the proper corrective fix was applied, issue spoilage was increasing. This is reflective of the maintainers not being able to close open issues faster than they were being opened.

4 Threats To Validity

We report our findings based on an initial study of a subset of vulnerability reintroduction commit pairs from ImageMagick — a well known image processing project. The relatively small sample size of analyzed commit pairs limits the generalizability of our conclusions. Since ImageMagick is primarily written in C/C++, the results may not generalize to projects in other languages or domains. Furthermore, not all open-source projects publicly disclose vulnerabilities to centralized vulnerability databases, potentially limiting the applicability of our approach to the wider open-source community. To mitigate these threats we relied on existing vulnerability datasets [5, 10] to identify projects with identified CVE and CWEs to focus on projects of interest to the software engineering community.

Our methodology to identify pairs of vulnerability reintroducing and fixing commits leverages the Anthropic Claude 3.5 Sonnet LLM to validate manually identified pairs from the BigVul vulnerability dataset [10]. Additionally, it autonomously identifies commit pairs from the DiverseVul vulnerability dataset [5]. This decision was driven by the significant time and complexity involved in conducting a full manual analysis.

Furthermore, our leveraged bus factor metric [7] measures the aggregate number of unique contributors to a project, and does not take into account who contributes to individual directories or files. Thus, while our findings show that at least four contributors are working on ImageMagick at any one time, it does not enable the evaluation of the engineering activity of each contributor. To mitigate this, we focus the holistic effort of the team, rather than specific engineers.

5 Discussion and Future Implications

This initial case study on ImageMagick demonstrates the value of analyzing software engineering process metrics to understand vulnerability reintroduction patterns. Our findings reveal potential insight on how bus factor, issue density, and issue spoilage correlate with vulnerability reintroduction activities. These findings highlight several directions for future research.

Expanding Beyond ImageMagick We intend to expand the scope of analysis to multiple open-source systems across diverse domains and programming languages. By extending our methodology to diverse projects, we want to assess whether there is any general correlation between software engineering processes and vulnerability reintroduction. This large-scale analysis will allow us to determine if certain socio-technical patterns are consistent among projects.

Developing Predictive Models for Risky Fixes The overarching objective of this research is to enable actionable prediction of vulnerability reintroduction. Future work will develop machine learning classifiers trained on longitudinal process metrics, code-level features, and commit metadata to predict vulnerability-fixing commits that are likely to reintroduce new security issues before they are proposed. Such predictive systems could inform automated regression testing and security-focused quality assurance workflows.

Investigating Pull Request Dynamics Future research will explore how code review processes impact vulnerability reintroduction. By analyzing metrics pertaining to pull requests (e.g., pull request spoilage, review latency, reviewer-to-contributor ratios, comment volume) we aim to evaluate their relationship with reintroduction risk. This analysis will help identify specific pull request practices that contribute to higher vulnerability reintroductions.

6 Conclusion

To our knowledge, this is the first work to highlight the critical role of software engineering process metrics in understanding and mitigating the risk of vulnerability reintroduction. By shifting focus from file-level vulnerability prediction to analyzing sequences of security fixing commits, we underscore the importance of detecting vulnerability enabling engineering activities longitudinally. Our approach emphasizes that vulnerability reintroduction is rarely the result of a single isolated action, but instead emerges from cumulative sequences of engineering activities and socio-technical conditions.

Acknowledgments

The work in this paper was partially funded by the Office of Naval Research (ONR) (Grant#: G2A62826).

References

- [1] Suliman Alazmi and Daniel Conte De Leon. 2022. A Systematic Literature Review on the Characteristics and Effectiveness of Web Application Vulnerability Scanners. *IEEE Access* 10 (2022), 33200–33219. doi:10.1109/ACCESS.2022.3161522
- [2] Jessy Ayala, Yu-Jye Tung, and Joshua Garcia. 2025. A Mixed-Methods Study of Open-Source Software Maintainers On Vulnerability Management and Platform Security Features. In *34th USENIX Security Symposium (USENIX Security 25)*. USENIX Association, Seattle, WA, 2105–2124. <https://www.usenix.org/conference/usenixsecurity25/presentation/ayala>
- [3] Benny Isaacs, Nir Brakha, and Sagi Tzadik. 2025. *Redis Lua Use-After-Free may lead to remote code execution*. CVE. <https://www.cve.org/CVERecord?id=CVE-2025-49844>
- [4] Larissa Braz, Enrico Fregnan, Vivek Arora, and Alberto Bacchelli. 2022. An Exploratory Study on Regression Vulnerabilities. In *Proceedings of the 16th ACM / IEEE International Symposium on Empirical Software Engineering and Measurement (New York, NY, USA, 2022-09-19) (ESEM '22)*. Association for Computing Machinery, New York, NY, USA, 12–22. doi:10.1145/3544902.3546250
- [5] Yizheng Chen, Zhoujie Ding, Lamyra Alowain, Xinyun Chen, and David Wagner. 2023. Diversevul: A new vulnerable source code dataset for deep learning based

- vulnerability detection. In *Proceedings of the 26th International Symposium on Research in Attacks, Intrusions and Defenses* (2023). Proceedings of the 26th International Symposium on Research in Attacks, Intrusions and Defenses, Hong Kong, China, 654–668.
- [6] Chen Zhaojun. 2021. *Apache Log4j2 JNDI features do not protect against attacker controlled LDAP and other JNDI related endpoints*. CVE. <https://www.cve.org/CVERecord?id=CVE-2021-44228>
 - [7] Valerio Cosentino, Javier Luis Cánovas Izquierdo, and Jordi Cabot. 2015. Assessing the bus factor of Git repositories. In *2015 IEEE 22nd International Conference on Software Analysis, Evolution, and Reengineering (SANER)* (2015-03). 2015 IEEE 22nd International Conference on Software Analysis, Evolution, and Reengineering (SANER), 2015 IEEE 22nd International Conference on Software Analysis, Evolution, and Reengineering (SANER), 499–503. doi:10.1109/SANER.2015.7081864 ISSN: 1534-5351.
 - [8] Siddhartha Shankar Das, Edoardo Serra, Mahantesh Halappanavar, Alex Pothén, and Ehab Al-Shaer. 2021. V2W-BERT: A Framework for Effective Hierarchical Multiclass Classification of Software Vulnerabilities. In *2021 IEEE 8th International Conference on Data Science and Advanced Analytics (DSAA)* (2021-10). 2021 IEEE 8th International Conference on Data Science and Advanced Analytics (DSAA), 2021 IEEE 8th International Conference on Data Science and Advanced Analytics (DSAA), 1–12. doi:10.1109/DSAA53316.2021.9564227
 - [9] Nasir U Eisty, George K Thiruvathukal, and Jeffrey C Carver. 2018. A survey of software metric use in research software development. In *2018 IEEE 14th international conference on e-Science (e-Science)* (2018). IEEE, 2018 IEEE 14th international conference on e-Science (e-Science), 212–222.
 - [10] Jiahao Fan, Yi Li, Shaohua Wang, and Tien N. Nguyen. 2020. A C/C++ Code Vulnerability Dataset with Code Changes and CVE Summaries. In *2020 IEEE/ACM 17th International Conference on Mining Software Repositories (MSR)* (2020-05). 2020 IEEE/ACM 17th International Conference on Mining Software Repositories (MSR), 508–512. doi:10.1145/3379597.3387501 ISSN: 2574-3864.
 - [11] Norman Fenton and James Bieman. 201. *Software Metrics: A Rigorous and Practical Approach, Third Edition* (3rd edition ed.). CRC Press, Boca Raton.
 - [12] Forum of Incident Response and Security Teams. 2024. *Common Vulnerability Scoring System version 4.0: Specification Document*. Forum of Incident Response and Security Teams. <https://www.first.org/cvss/v4-0/specification-document>
 - [13] Thomas Fritz, Gail C. Murphy, Emerson Murphy-Hill, Jingwen Ou, and Emily Hill. 2014. Degree-of-knowledge: Modeling a developer’s knowledge of code. *ACM Trans. Softw. Eng. Methodol.* 23, 2 (2014), 14:1–14:42. doi:10.1145/2512207
 - [14] GitHub. 2025. *About the GitHub Advisory database*. GitHub. <https://docs-internal.github.com/en/code-security/security-advisories/working-with-global-security-advisories-from-the-github-advisory-database/about-the-github-advisory-database>
 - [15] GitHub. 2025. *GitHub Advisory Database*. Github. <https://github.com/advisories>
 - [16] GitLab. 2025. *GitLab Advisory Database*. <https://advisories.gitlab.com/>
 - [17] Sean Goggins, Kevin Lumbard, and Matt Germonprez. 2021. Open Source Community Health: Analytical Metrics and Their Corresponding Narratives. In *2021 IEEE/ACM 4th International Workshop on Software Health in Projects, Ecosystems and Communities (SoHeal)* (2021-05). 25–33. doi:10.1109/SoHeal52568.2021.00010
 - [18] Google. 2025. *Open Source Insights*. <https://deps.dev/>
 - [19] Zhuobing Han, Xiaohong Li, Zhenchang Xing, Hongtao Liu, and Zhiyong Feng. 2017. Learning to Predict Severity of Software Vulnerability Using Only Vulnerability Description. In *2017 IEEE International Conference on Software Maintenance and Evolution (ICSME)* (2017-09). 125–136. doi:10.1109/ICSME.2017.52
 - [20] Richard Hegewald and Rebecca Beyer. 2025. Evaluating Software Supply Chain Security in Research Software. doi:10.48550/arXiv.2508.03856 arXiv:2508.03856 [cs]
 - [21] ImageMagick Studio LLC. 2024. *ImageMagick*. <https://imagemagick.org>
 - [22] Bhupinder Kaur, Mathieu Dugré, Aiman Hanna, and Tristan Glatard. 2021. An analysis of security vulnerabilities in container images for scientific data analysis. 10, 6 (2021), giab025. doi:10.1093/gigascience/giab025
 - [23] Linux Foundation. 2025. *Community Health Analytics in Open Source Software*. <https://chaoss.community/>
 - [24] National Institute Of Standards And Technology. 2025. *National Vulnerability Database*. <https://nvd.nist.gov/>
 - [25] Xiaofan Nie, Haolai Wei, Liwei Chen, Zhijie Zhang, Yuantong Zhang, and Gang Shi. 2022. MVDetector: Vulnerability Primitive-based General Memory Vulnerability Detection. In *2022 IEEE Intl Conf on Parallel & Distributed Processing with Applications, Big Data & Cloud Computing, Sustainable Computing & Communications, Social Computing & Networking (ISPA/BDCLOUD/SocialCom/SustainCom)* (2022-12). 2022 IEEE Intl Conf on Parallel & Distributed Processing with Applications, Big Data & Cloud Computing, Sustainable Computing & Communications, Social Computing & Networking (ISPA/BDCLOUD/SocialCom/SustainCom), 2022 IEEE Intl Conf on Parallel & Distributed Processing with Applications, Big Data & Cloud Computing, Sustainable Computing & Communications, Social Computing & Networking (ISPA/BDCLOUD/SocialCom/SustainCom), 386–393. doi:10.1109/ISPA-BDCLOUD-SocialCom-SustainCom57177.2022.00056
 - [26] Yu Nong, Rainy Sharma, Abdelwahab Hamou-Lhadj, Xiapu Luo, and Haipeng Cai. 2023. Open Science in Software Engineering: A Study on Deep Learning-Based Vulnerability Detection. *IEEE Transactions on Software Engineering* 49, 4 (2023), 1983–2005. doi:10.1109/TSE.2022.3207149
 - [27] James Piggot and Chintan Amrit. 2013. How Healthy Is My Project? Open Source Project Attributes as Indicators of Success. In *Open Source Software: Quality Verification* (Berlin, Heidelberg, 2013). Etienne Petrinja, Giancarlo Succi, Nabil El Ioini, and Alberto Sillitti (Eds.). Springer, Open Source Software: Quality Verification, 30–44. doi:10.1007/978-3-642-38928-3_3
 - [28] Ze Sheng, Zhicheng Chen, Shuning Gu, Heqing Huang, Guofei Gu, and Jeff Huang. 2025. LLMs in Software Security: A Survey of Vulnerability Detection Techniques and Insights. (2025). doi:10.1145/3769082 Just Accepted.
 - [29] Samiha Shimmi and Mona Rahimi. 2022. Mining software repositories for patternizing attack-and-defense co-evolution. In *Proceedings of the 1st International Workshop on Mining Software Repositories Applications for Privacy and Security* (2022). 2–6.
 - [30] Samiha Shimmi and Mona Rahimi. 2022. Mining software repositories for patternizing attack-and-defense co-evolution. In *Proceedings of the 1st International Workshop on Mining Software Repositories Applications for Privacy and Security*. 2–6.
 - [31] Samiha Shimmi, Nicholas Synovic, Mona Rahimi, and George K. Thiruvathukal. 2026. *Process-based Indicators of Vulnerability Re-Introducing Code Changes: An Exploratory Case Study Code and Data*. doi:10.5281/zenodo.18251736
 - [32] Yonghee Shin, Andrew Meneely, Laurie Williams, and Jason A Osborne. 2010. Evaluating complexity, code churn, and developer activity metrics as indicators of software vulnerabilities. *IEEE transactions on software engineering* 37, 6 (2010), 772–787.
 - [33] Jacek Śliwowski, Thomas Zimmermann, and Andreas Zeller. 2005. When do changes induce fixes? *ACM sigsoft software engineering notes* 30, 4 (2005), 1–5.
 - [34] Snyk Limited. 2025. *Snyk AI-powered Developer Security Platform | AI-powered AppSec Tool & Security Platform*. <https://snyk.io/>
 - [35] Nicholas M Synovic, Matt Hyatt, Rohan Sethi, Sohini Thota, Shilpika, Allan J Miller, Wenxin Jiang, Emmanuel S Amobi, Austin Pinderski, Konstantin Läufer, and others. 2022. Snapshot Metrics Are Not Enough: Analyzing Software Repositories with Longitudinal Metrics. In *Proceedings of the 37th IEEE/ACM International Conference on Automated Software Engineering* (2022). 1–4.
 - [36] The MITRE Corporation. 2025. *Common Vulnerabilities and Exposures*. <https://www.cve.org/>
 - [37] The MITRE Corporation. 2018. *CVE-2018-11625*. <https://www.cve.org/CVERecord?id=CVE-2018-11625>
 - [38] The MITRE Corporation. 2025. *CWE-125: Out-of-bounds Read (4.18)*. <https://cwe.mitre.org/data/definitions/125.html>
 - [39] George K. Thiruvathukal, Shilpika, Nicholas J. Hayward, and Konstantin Läufer. 2018. Metrics Dashboard: A Hosted Platform for Software Quality Metrics. doi:10.48550/arXiv.1804.02053 arXiv:1804.02053 [cs] version: 2.
 - [40] Dominik Wermke, Noah Wöhler, Jan H. Klemmer, Marcel Fourné, Yasemin Acar, and Sascha Fahl. 2022. Committed to Trust: A Qualitative Study on Security & Trust in Open Source Software Projects. In *2022 IEEE Symposium on Security and Privacy (SP)* (2022-05). 1880–1896. doi:10.1109/SP46214.2022.9833686 ISSN: 2375-1207.
 - [41] Nusrat Zahan, Parth Kanakiya, Brian Hambleton, Shohanuzzaman Shohan, and Laurie Williams. 2023. OpenSSF Scorecard: On the Path Toward Ecosystem-Wide Automated Security Metrics. *IEEE Security & Privacy* 01 (June 2023), 2–14. doi:10.1109/MSEC.2023.3279773 Publisher: IEEE Computer Society.
 - [42] Nusrat Zahan, Thomas Zimmermann, Patrice Godefroid, Brendan Murphy, Chandra Maddila, and Laurie Williams. 2022. What are Weak Links in the npm Supply Chain?. In *Proceedings of the 44th International Conference on Software Engineering: Software Engineering in Practice* (2022-05-21). 331–340. doi:10.1145/3510457.3513044 arXiv:2112.10165 [cs]
 - [43] Markus Zimmermann, Cristian-Alexandru Staicu, Cam Tenny, and Michael Pradel. 2019. Small World with High Risks: A Study of Security Threats in the npm Ecosystem. 995–1010. <https://www.usenix.org/conference/usenixsecurity19/presentation/zimmerman>
 - [44] Jacek Śliwowski, Thomas Zimmermann, and Andreas Zeller. 2005. When do changes induce fixes? 30, 4 (2005), 1–5. Publisher: ACM New York, NY, USA.