

Search for the charmonium semi-leptonic weak decay $J/\psi \rightarrow D_s^- e^+ \nu_e + c.c.$

The BESIII collaboration



E-mail: besiii-publications@ihep.ac.cn

ABSTRACT: Using a data sample of $(10087 \pm 44) \times 10^6$ J/ψ events collected with the BESIII detector at a centre-of-mass energy of $\sqrt{s} = 3.097$ GeV, a dedicated search for the charmonium semileptonic weak decay $J/\psi \rightarrow D_s^- e^+ \nu_e + c.c.$ is performed. No significant signal is observed. An upper limit on the branching fraction is set at $\mathcal{B}(J/\psi \rightarrow D_s^- e^+ \nu_e + c.c.) < 1.0 \times 10^{-7}$ at the 90% confidence level. This result improves upon previous constraints by an order of magnitude, representing the most stringent experimental limit to date. It thus provides a critical test of Standard Model predictions and new physics scenarios in heavy-quark dynamics.

KEYWORDS: e^+e^- experiment, charmonium, semi-leptonic decay

ARXIV EPRINT: [2510.25100](https://arxiv.org/abs/2510.25100)

1 Introduction

Decays of the J/ψ are predominantly governed by strong or electromagnetic interactions, making its weak decays exceptionally rare. Moreover, the mass of the J/ψ lies below the open-charm threshold, restricting its weak decays to a single charm meson. The importance of studying semi-leptonic weak decays of the J/ψ as probes of heavy-quark dynamics was already highlighted long ago [1]. In the Standard Model (SM), the inclusive branching fraction (BF) for semi-leptonic J/ψ decays is expected to be of order $\mathcal{O}(10^{-8})$. However, experimental investigation of these decays remains challenging. To date, significant efforts have been devoted to heavy-flavour systems such as D/B mesons and Λ_c/Ξ_c baryons, while semi-leptonic decays of the J/ψ have received relatively little attention.

Among all semi-leptonic J/ψ decays, $J/\psi \rightarrow D_s^- e^+ \nu_e$ (charge-conjugate modes are implied throughout) stands out due to its experimental and theoretical advantages. Figure 1 illustrates a representative tree-level Feynman diagram for this process. As a Cabibbo-favoured transition, this decay exhibits a significantly larger BF than other channels [2]. In addition, the final-state positron suffers from substantially less background than its muon counterpart.

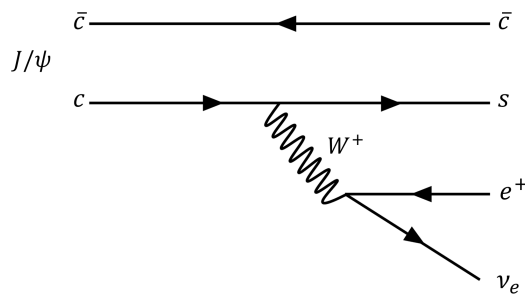


Figure 1. Feynman diagram for $J/\psi \rightarrow D_s^- e^+ \nu_e$ at tree level.

Current theoretical predictions for $\mathcal{B}(J/\psi \rightarrow D_s^- e^+ \nu_e)$ are based on a variety of approaches, including Lattice QCD (LQCD) [3], QCD sum rules (QCDSR) [4], covariant light-front quark model (CLFQM) [5, 6], Bauer-Stech-Wirbel (BSW) model [7], covariant constituent quark model (CCQM) [8], and Bethe-Salpeter (BS) method [9]. These predictions, summarised in Table 1, yield BFs up to $\mathcal{O}(10^{-9})$. The Beijing Spectrometer III (BESIII) detector has collected huge number of J/ψ events, offering an unprecedented opportunity to search for this decay. Notably, certain beyond-SM scenarios—such as top-colour models, R -parity-violating minimal supersymmetric extensions, and two-Higgs-doublet models—could enhance the inclusive semi-leptonic J/ψ BF to $\mathcal{O}(10^{-5})$ [10–13]. A search for $J/\psi \rightarrow D_s^- e^+ \nu_e$ using the full BESIII dataset therefore provides an important test of SM predictions and can set stringent constraints on new-physics parameters.

Previous experimental searches at BES and BESIII have established limits on several J/ψ weak decays [14–22]. For $J/\psi \rightarrow D_s^- e^+ \nu_e$, the current upper limit (UL) on the BF is $\mathcal{B} < 1.3 \times 10^{-6}$ at 90% confidence level (C.L.), based on 225.3×10^6 J/ψ events collected with BESIII [17].

Table 1. Theoretical predictions on the branching fraction of $J/\psi \rightarrow D_s^- e^+ \nu_e$.

Theoretical model	\mathcal{B} (10^{-11})
LQCD method [3]	19.0 ± 0.8
QCDSR [4]	18_{-5}^{+7}
CLFQM (2008) [5]	$53 \sim 58$
CLFQM (2024) [6]	$102.1_{-0.2-1.5}^{+0.2+0.5}$
BSW [7]	$104.0_{-7.5}^{+9.0}$
CCQM [8]	33
BS method [9]	$36.7_{-4.4}^{+5.2}$

In this work, we search for $J/\psi \rightarrow D_s^- e^+ \nu_e$ using $(10087 \pm 44) \times 10^6$ J/ψ events [23, 24] collected at $\sqrt{s} = 3.097$ GeV with the BESIII detector. The D_s^- meson is reconstructed through four hadronic decay modes: $D_s^- \rightarrow K_S^0 K^-$, $D_s^- \rightarrow K^+ K^- \pi^-$, $D_s^- \rightarrow K^+ K^- \pi^- \pi^0$, and $D_s^- \rightarrow K_S^0 K^- \pi^+ \pi^-$. To avoid bias in the analysis, we adopted a semi-blind analysis strategy, using approximately 10% of the J/ψ data sample to validate all analysis procedures before performing the final analysis on the full dataset. The validation dataset is not used in deciding selection criteria or in the extraction of PDF shapes and final results.

2 BESIII detector and Monte Carlo simulation

The BESIII detector [25] records symmetric e^+e^- collisions provided by the BEPCII storage ring [26] in the center-of-mass energy range from 1.84 to 4.95 GeV, with a peak luminosity of $1.1 \times 10^{33} \text{ cm}^{-2}\text{s}^{-1}$ achieved at $\sqrt{s} = 3.773$ GeV. BESIII has collected large data samples in this energy region [27]. The cylindrical core of the BESIII detector covers 93% of the full solid angle and consists of a helium-based multilayer drift chamber (MDC), a time-of-flight system (TOF), and a CsI(Tl) electromagnetic calorimeter (EMC), which are all enclosed in a superconducting solenoidal magnet providing a 1.0 T magnetic field. The magnetic field was 0.9 T in 2012, which affects 10.79% of the total J/ψ data. The solenoid is supported by an octagonal flux-return yoke with resistive plate counter muon identification modules interleaved with steel. The charged-particle momentum resolution at 1 GeV/ c is 0.5%, and the dE/dx resolution is 6% for electrons from Bhabha scattering. The EMC measures photon energies with a resolution of 2.5% (5%) at 1 GeV in the barrel (end cap) region. The time resolution in the plastic scintillator TOF barrel region is 68 ps, while that in the end cap region was 110 ps. The end cap TOF system was upgraded in 2015 using multigap resistive plate chamber technology, providing a time resolution of 60 ps [28–30], which benefits 87% of the data used in this analysis.

Monte Carlo (MC) simulated samples produced with a GEANT4-based [31] software package, which includes the geometric description of the BESIII detector [32?–36] and the detector response, are used to determine detection efficiencies and to estimate backgrounds. The simulation models the beam energy spread and initial state radiation in the e^+e^- annihilations with the generator KKMC [37, 38]. The inclusive MC sample includes

both the production of the J/ψ resonance and the continuum processes incorporated in KKMC [37, 38]. All particle decays are modelled with EVTGEN [39, 40] using branching fractions either taken from the Particle Data Group [2], when available, or otherwise estimated with LUNDCHARM [41, 42]. Final state radiation from charged final state particles is incorporated using the PHOTOS package [43]. To estimate the signal detection efficiency, we generated 0.8 million signal MC samples $J/\psi \rightarrow D_s^- e^+ \nu_e$ for each reconstruction mode using a DIY model in EVTGEN [39, 40]. In the DIY model, the influence of the \bar{c} quark and the spin-flip factor is neglected, and only the effect from the weak interaction $c \rightarrow se^- \nu_e + c.c.$ process is considered [17, 19].

3 Data analysis

The analysis is performed using the BESIII offline software system [44–46]. The D_s^- meson in the signal decay $J/\psi \rightarrow D_s^- e^+ \nu_e$ is reconstructed through four hadronic decay modes: (a) $D_s^- \rightarrow K_S^0 K^-$ with $K_S^0 \rightarrow \pi^+ \pi^-$, (b) $D_s^- \rightarrow K^+ K^- \pi^-$, (c) $D_s^- \rightarrow K^+ K^- \pi^- \pi^0$ with $\pi^0 \rightarrow \gamma\gamma$, and (d) $D_s^- \rightarrow K_S^0 K^- \pi^+ \pi^-$ with $K_S^0 \rightarrow \pi^+ \pi^-$. Here, “mode” refers to the full decay chain including intermediate decays. All final-state particles except the ν_e are detected. The BF of the signal decay is given by

$$\mathcal{B}(J/\psi \rightarrow D_s^- e^+ \nu_e) = \frac{\sum_i^4 (N_i / \epsilon_i)}{\sum_i^4 \mathcal{B}_i \times N_{J/\psi}}, \quad (3.1)$$

where N_i is the number of signal events for mode i , ϵ_i is the corresponding signal efficiency, \mathcal{B}_i is the product BF for the full decay chain of mode i , and $N_{J/\psi}$ is the total number of J/ψ events in the data sample.

Charged tracks detected in the MDC are required to be within a polar angle (θ) range of $|\cos\theta| < 0.93$, where θ is defined with respect to the z -axis, which is the symmetry axis of the MDC. For charged tracks not originating from K_S^0 decays, the distance of closest approach to the interaction point (IP) must be less than 10 cm along the z -axis ($|V_z|$), and less than 1 cm in the transverse plane ($|V_{xy}|$). The total number of charged tracks (including the signal electron) is required to be 4 for mode (a), (b), and (c), and 6 for mode (d), all requiring net charge zero. Particle identification (PID) for charged tracks combines the measurements of energy deposited in the MDC, and the flight time in the TOF. The combined likelihoods (\mathcal{L}) under the positron, pion, and kaon hypotheses are obtained. The positron candidate is required to satisfy $\mathcal{L}(e) > 0.001$ and $\mathcal{L}(e)/(\mathcal{L}(e) + \mathcal{L}(\pi) + \mathcal{L}(K)) > 0.8$, and its EMC energy deposit E_{e^+} and the momentum in the MDC P_{e^+} should satisfy $0.92 < E_{e^+}/|\vec{P}_{e^+}| < 1.03$. The charged kaons and pions not originating from K_S^0 are required to satisfy $\mathcal{L}(K) > \mathcal{L}(\pi)$ or $\mathcal{L}(\pi) > \mathcal{L}(K)$, respectively.

Each K_S^0 candidate is reconstructed from two oppositely charged tracks within $|V_z| < 20$ cm. The two charged tracks are assigned as $\pi^+ \pi^-$ without imposing further PID criteria. They are constrained to originate from a common vertex and are required to have an invariant mass within $|M_{\pi^+ \pi^-} - m_{K_S^0}| < 12$ MeV/ c^2 , where $m_{K_S^0}$ is the K_S^0 nominal mass [2]. The decay length of the K_S^0 candidate is required to be greater than twice of its uncertainty.

Photon candidates are identified using isolated showers in the EMC. The deposited energy of each shower must be more than 25 MeV in the barrel region ($|\cos\theta| < 0.80$) and more than 50 MeV in the end cap region ($0.86 < |\cos\theta| < 0.92$). To exclude showers that originate from charged tracks, the opening angle subtended by the EMC shower and the position of the closest charged track at the EMC must be greater than 10 degrees as measured from the IP. To suppress electronic noise and showers unrelated to the event, the difference between the EMC time and the event start time is required to be within $[0, 700]$ ns. The total energy of photons not originating from π^0 are requested to be smaller than 0.17 GeV, 0.21 GeV, 0.22 GeV, and 0.14 GeV for the four D_s^- modes (a, b, c, d), respectively. Each π^0 candidate is reconstructed from two photon candidates with an invariant mass within $115 \text{ MeV}/c^2 < M_{\gamma\gamma} < 150 \text{ MeV}/c^2$. A kinematic fit with π^0 mass constraint is performed over all combinations and the $\chi_{\pi^0}^2$ should be smaller than 200. For each event, a one-constraint (1C) kinematic fit is performed by constraining the mass of all the D_s^- candidates to its nominal value, and the chi-square value of the fit is saved as χ_{1C}^2 . All possible $\gamma\gamma(\pi^0)$ combinations, $\pi^+\pi^-(K_S^0)$ candidates and the corresponding D_s^- candidates are reconstructed. The combination with the minimum χ_{1C}^2 value is assigned as the reconstructed D_s^- and the associated $\gamma\gamma$ or $\pi^+\pi^-$ candidate.

The invariant mass $M(D_s^-)$ of the D_s^- candidate is required to be within (1.93, 2.00) GeV/c^2 for mode (c), and within (1.95, 1.99) GeV/c^2 for the other modes. The χ_{1C}^2 must be less than 4, 5, 4, and 7 for modes (a)-(d), respectively. Figure 2 shows the χ_{1C}^2 distributions for signal MC, inclusive MC, and data samples after the invariant mass requirement.

In the rest frame of the initial e^+e^- collision, the missing momentum attributed to the undetected neutrino ν_e is calculated as $|\vec{P}_{\text{miss}}| = |\vec{0} - \vec{P}_{D_s^-} - \vec{P}_{e^+}|$, where $\vec{P}_{D_s^-}$ and \vec{P}_{e^+} are the momenta of the D_s^- meson and the positron, respectively. To suppress backgrounds with no genuine missing particle, $|\vec{P}_{\text{miss}}|$ is required to exceed 0.05 GeV/c . Additionally, the sum $|\vec{P}_{e^+}| + |\vec{P}_{\text{miss}}|$ must lie between 0.92 GeV/c and 1.15, 1.12, 1.14, or 1.13 GeV/c for modes (a)-(d), respectively, to enhance kinematic consistency.

Post-selection studies identify two dominant types of background in the inclusive MC sample, each addressed with a dedicated suppression method. The first background arises from e^+e^- pairs produced in $\pi^0 \rightarrow e^+e^-\gamma$ decays or gamma conversions, where the electron is misidentified as a pion from the D_s^- and the positron is incorrectly associated with the J/ψ vertex. A typical example is $J/\psi \rightarrow K^+K^-\pi^0$ with $\pi^0 \rightarrow e^+e^-\gamma$, yielding the final state $K^+K^-e^+e^-\gamma$, which mimics the signal topology $J/\psi \rightarrow D_s^-(K^+K^-\pi^-)e^+\nu_e$. This background is suppressed by requiring the opening angle between the positron and any charged pion track to exceed 20 degrees. This criterion removes nearly all such background events (reducing the overall background by about 70%) while retaining approximately 93% of the signal. The second background involves a charged pion misidentified as a positron, with an undetected π^0 contributing to the missing momentum and mimicking a neutrino. To reduce this background, mode-dependent invariant mass requirements are applied: $3.07 < M(K^+K^-\pi^+\pi^-\pi^0) < 3.12 \text{ GeV}/c^2$ for mode (b), $3.07 < M(K^+K^-\pi^+\pi^-\pi^0\pi^0) < 3.12 \text{ GeV}/c^2$ for mode (c), and $3.08 < M(K^+\pi^+\pi^+\pi^-\pi^-\pi^-\pi^0) < 3.12 \text{ GeV}/c^2$ for mode (d). These requirements remove nearly all of the targeted backgrounds (reducing the overall background by about 50%) while preserving around 90% of the signal events.

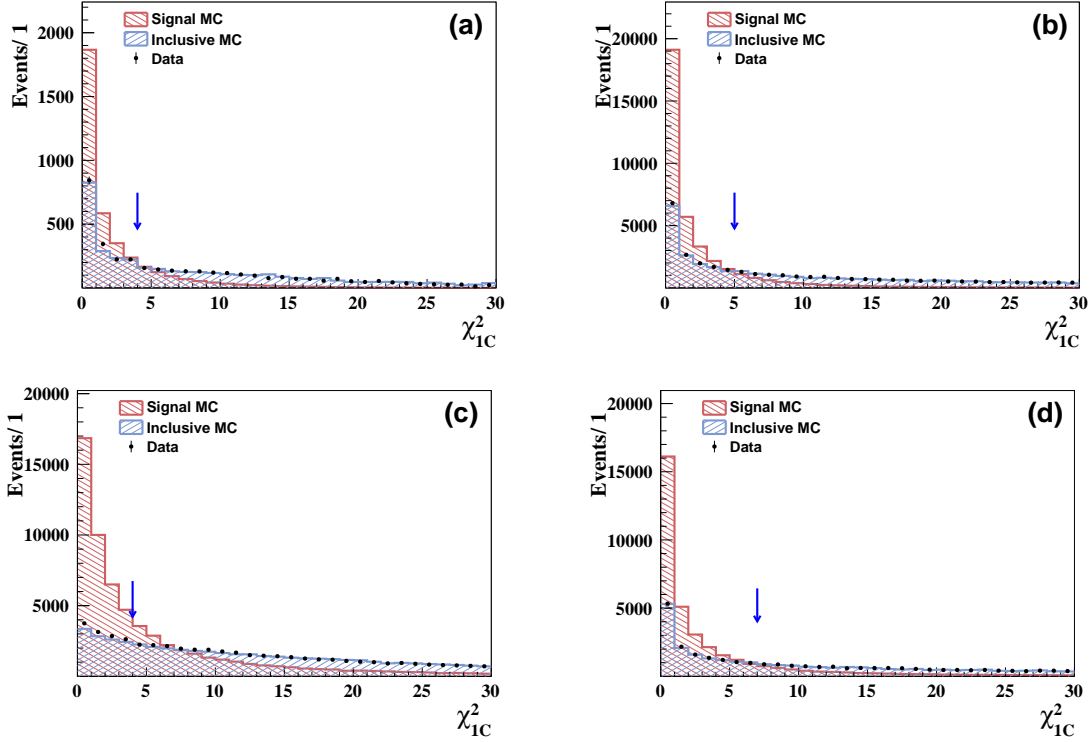


Figure 2. The χ_{1C}^2 distributions for modes (a), (b), (c), and (d) are shown in figures (a), (b), (c), and (d), respectively, with the blue arrows indicating the event selection criteria. In these figures, events satisfy the invariant mass requirement on $M(D_s^-)$. The signal MC samples are normalised to the number of events in the data.

To derive the information of the missing neutrino, a kinematic variable U_{miss} is defined as

$$U_{\text{miss}} = E_{\text{miss}} - \left| \vec{P}_{\text{miss}} \right| c, \quad (3.2)$$

where E_{miss} is the missing energy, calculated as $E_{\text{miss}} = 2E_{\text{beam}} - E_{D_s^-} - E_{e^+}$ in the e^+e^- centre-of-mass frame. Here, E_{beam} , $E_{D_s^-}$, and E_{e^+} are the energies of the beam, the D_s^- decay products, and the positron, respectively. Since the neutrino mass is negligible, signal events peak near $U_{\text{miss}} = 0$. The U_{miss} distributions for signal MC, inclusive MC, and data are shown in Figure 3. Some non-uniform background remains in the inclusive MC sample. The dominant backgrounds are $J/\psi \rightarrow K^- \pi^+ \pi^+ \pi^- \pi^0$ for mode (a), $J/\psi \rightarrow K^+ K^- \pi^+ \pi^- \pi^0$ for mode (b), $J/\psi \rightarrow K^+ K^- \pi^+ \pi^- \pi^0 \pi^0$ for mode (c), and $J/\psi \rightarrow K^- \pi^+ \pi^+ \pi^- \pi^- \pi^0$ for mode (d).

4 Signal extraction

According to Eq. (3.1), the values of ϵ_i and \mathcal{B}_i are explicitly listed in Table 2. In this table, the signal efficiency is defined as the ratio of events retained after all selection criteria to the total number of events in the signal MC sample. The signal yields N_i^{sig} for each tag

mode are determined through a simultaneous unbinned maximum-likelihood fit to the U_{miss} distributions for all modes. In the simultaneous fit, the N_i^{sig} are constrained by

$$N_i^{\text{sig}} = N_{\text{sig}} \times \frac{\mathcal{B}_i \times \epsilon_i}{\sum_i^4 (\mathcal{B}_i \times \epsilon_i)}, \quad (4.1)$$

where N_{sig} denotes the total signal yield across all modes. Similarly, the number of background events for mode i , N_i^{bkg} , is constrained by

$$N_i^{\text{bkg}} = N_{\text{bkg}} \times \frac{N_i^{\text{incs}}}{\sum_i^4 N_i^{\text{incs}}}, \quad (4.2)$$

where N_i^{incs} is the number of inclusive MC events remaining for mode i after all selections. The fit function for U_{miss} distribution of all data events is defined as

$$\mathcal{F} = \sum_i^4 N_i^{\text{sig}} \times \mathcal{PDF}_i^{\text{sig}} \otimes G(\mu_i, \sigma_i) + \sum_i^4 N_i^{\text{bkg}} \times \mathcal{PDF}_i^{\text{incs}}, \quad (4.3)$$

where $\mathcal{PDF}_i^{\text{sig}}$ and $\mathcal{PDF}_i^{\text{incs}}$ represent the probability density functions derived from the U_{miss} distributions of the signal MC and inclusive MC samples for mode i , respectively, and \otimes denotes convolution. The signal shapes are modeled using a kernel density estimation approach implemented by the ROOT RooKeysPdf class. The parameters of the Gaussian function $G(\mu_i, \sigma_i)$ for each mode are fixed to the values given in Table 3, as obtained from fits to control samples (discussed in detail in Section 5). The variation of the Gaussian parameters (μ_i, σ_i) among different modes reflects the differences in final state particle content, particle kinematics, and the associated reconstruction uncertainties. These factors result in different detector responses and resolution effects for each mode, and thus require separate correction factors. The simultaneous unbinned maximum-likelihood fit to the U_{miss} distributions for all modes, using the full dataset of $(10087 \pm 44) \times 10^6$ J/ψ events, yields a total signal yield of $N_{\text{sig}} = 5.7 \pm 4.5$, where the uncertainty is statistical. The fit results are shown in Figure 3. The validity of this simultaneous fit approach has been verified by performing fits with and without these constraints, with consistent results found within statistical uncertainties.

Since no significant signal is observed, an UL on the signal BF at the 90% C.L. is set after incorporating all systematic uncertainties in Section 5, using a Bayesian approach [48].

Table 2. The branching fractions \mathcal{B}_i [2] and signal MC efficiencies ϵ_i for each mode.

Mode	\mathcal{B}_i	ϵ_i
(a) $D_s^- \rightarrow K_S^0(\pi^+\pi^-)K^-$	$1.50(1)\% \times 69.20(5)\%$	18.42%
(b) $D_s^- \rightarrow K^+K^-\pi^-$	$5.45(8)\%$	14.47%
(c) $D_s^- \rightarrow K^+K^-\pi^-\pi^0(\gamma\gamma)$	$5.53(15)\% \times 98.82(3)\%$	3.64%
(d) $D_s^- \rightarrow K_S^0(\pi^+\pi^-)K^-\pi^+\pi^-$	$1.57(3)\% \times 69.20(5)\%$	7.25%

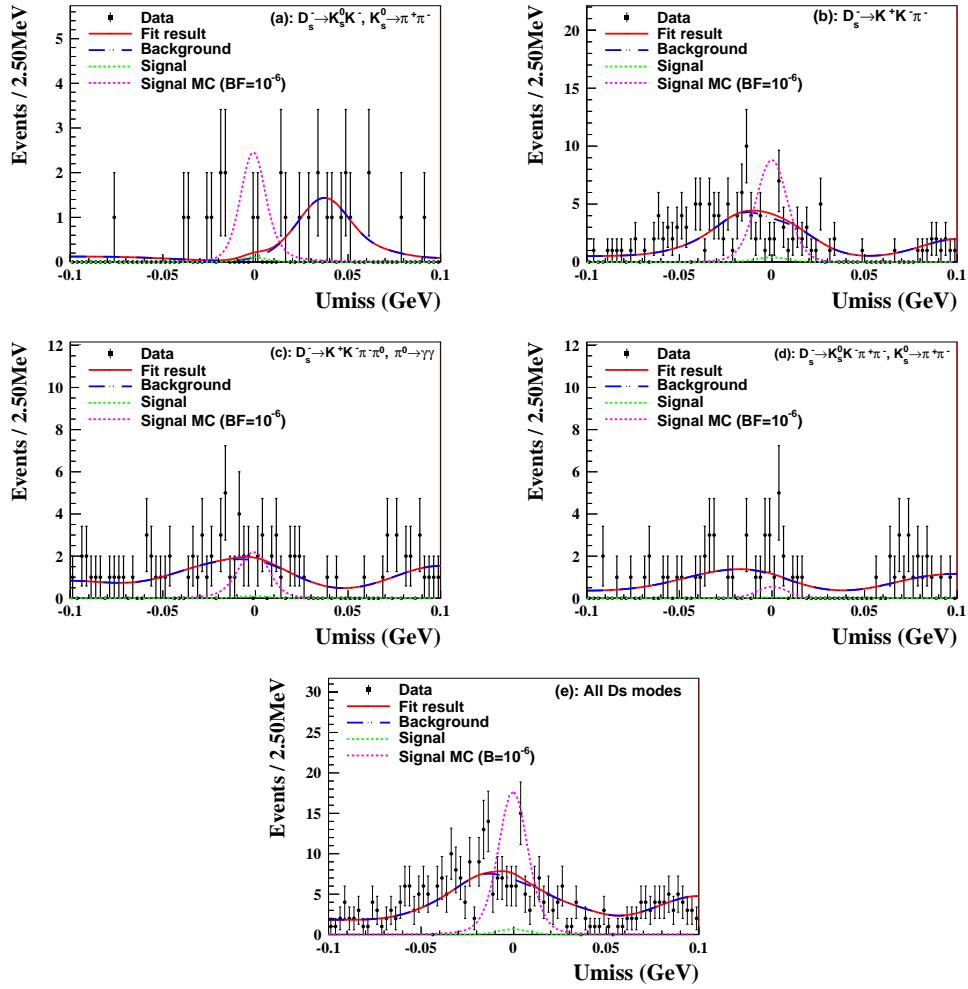


Figure 3. The results of the simultaneous fit to the U_{miss} distributions for accepted candidates for modes (a,b,c,d), as well as the combined distribution (e) summed over all four modes, are presented. The data are shown as black dots with error bars, the total fit result as a red curve, the background component as a blue dashed line, the extracted signal shape as a green dashed line, and the expected signal shape for an assumed branching fraction of $\mathcal{B}(J/\psi \rightarrow D_s^- e^+ \nu_e) = 1 \times 10^{-6}$ as a pink dashed line.

Table 3. The parameters of the convolved Gaussian function for each mode. They are determined by the control samples of $\psi(3770) \rightarrow D^0 \bar{D}^0$.

Mode	Parameter (MeV)	
	Mean value μ	Sigma value σ
(a) $D_s^- \rightarrow K_S^0 K^-$	0.04 ± 0.20	0.35 ± 0.43
(b) $D_s^- \rightarrow K^+ K^- \pi^-$	1.38 ± 0.14	4.66 ± 0.26
(c) $D_s^- \rightarrow K^+ K^- \pi^- \pi^0$	0.72 ± 0.09	2.29 ± 0.26
(d) $D_s^- \rightarrow K_S^0 K^- \pi^+ \pi^-$	2.16 ± 0.49	3.56 ± 1.08

5 Systematic uncertainty

The systematic uncertainties in the determination of the BF comprise two categories: additive uncertainties, which affect the signal yield, and multiplicative uncertainties, which influence the signal efficiency. These two categories of uncertainties propagate to the UL of the BF through different mechanisms.

The additive uncertainties primarily originate from discrepancies between the signal MC and data distributions, and the $\mathcal{PDF}_{\text{sig(incs)}}$ extraction, which cannot be directly quantified as precise relative errors and are therefore suppressed through dedicated mitigation strategies. To suppress the additive uncertainty from signal MC shape, control samples from $\psi(3770) \rightarrow D^0 \bar{D}^0$ are utilized, specifically selecting four decay channels that exactly replicate the final state composition of the signal modes. To account for data-MC differences, we first investigate the differences between control samples of $\psi(3770) \rightarrow D^0 \bar{D}^0$ and the corresponding MC samples. The MC distributions are convolved with a Gaussian whose parameters are determined by fitting to the control samples in data. These parameters (summarized in Table 3) are then applied in the Gaussian convolution of the signal MC, $\mathcal{PDF}_{\text{sig}} \otimes G(\mu, \sigma)$, thereby correcting for observed discrepancies and mitigating the associated systematic uncertainties. Due to different particle contents and different momentum spectrum, the Gaussian factors are different between different final states. To estimate the systematic uncertainty associated with the extraction of the $\mathcal{PDF}_{\text{sig(incs)}}$, we compare results obtained using alternative parameter settings in the PDF extracting construction, including variations in the smoothing parameter and the choice of mirroring options for boundary effects. The method that yields the largest UL on the BF is adopted to ensure a conservative result.

The multiplicative uncertainties include the relative uncertainties from signal generator model, tracking and PID of charged particles, event selections, and so on. These kinds of uncertainties effect the uncertainties of the signal efficiency, which is directly used in the final result calculation 3.1. The detailed values of uncertainties from signal efficiency and other sources for each mode are all shown in Table 4 and Table 5, respectively. The uncertainties less than 0.1% are ignored. A phase space (PHSP) model is used to estimate the uncertainty accounting for the signal generator model of the $J/\psi \rightarrow D_s^- e^+ \nu_e$ decay. The relative uncertainty between the efficiencies of the DIY models and PHSP models is assigned as the systematic uncertainty. The uncertainties due to tracking and PID efficiency for kaons, pions and positrons, as well as the reconstruction of K_S^0 and π^0 mesons reconstruction efficiencies have been extensively studied before, considering the correlativity [49]. The uncertainties due to MC statistics are negligible. To investigate the uncertainty induced by mass window $M(D_s^-)$ and χ^2_{1C} requirements, we use control samples of $\psi(3770) \rightarrow D^+ D^-$ decays, in which four D^- decays with the similar final states as the four D_s^- modes are chosen. Systematic uncertainties associated with the $|\vec{P}_{e^+}| + |\vec{P}_{\text{miss}}|$, $E_{e^+}/|\vec{P}_{e^+}|$, E_γ^{tot} , and \vec{P}_{miss} requirements are estimated using control samples from $\psi(3770) \rightarrow D^0 \bar{D}^0$ decays. These uncertainties mainly reflect differences in electron identification efficiency and momentum reconstruction between data and MC. The chosen $D^0(\bar{D}^0)$ decay modes ensure that the final state particle content closely matches that of the four D_s^- modes. The relative un-

Table 4. The systematic uncertainties (in %) for each mode.

Source	Mode (a)	Mode (b)	Mode (c)	Mode (d)
MC generator	5.9	6.0	2.3	5.6
Tracking	0.2	1.0	1.5	1.1
Particle ID	0.2	0.6	0.6	0.6
K_S^0 reconstruction	0.5	-	-	0.8
π^0 reconstruction	-	-	1.0	-
Signal MC statistics	-	-	-	-
$M(D_s^-)$ requirement	0.2	0.8	0.5	0.1
χ_{1C}^2 requirement	-	2.3	2.7	2.8
$ \vec{P}_{e^+} + \vec{P}_{\text{miss}} $ requirement	1.0	0.6	0.4	0.2
$E_{e^+}/ \vec{P}_{e^+} $ requirement	7.0	2.7	3.1	0.1
E_γ^{tot} requirement	0.3	0.9	0.9	2.2
$ \vec{P}_{\text{miss}} $ requirement	-	0.3	-	-
$\theta_{e,\pi}$ requirement	-	1.4	-	0.1
$M(K^+K^-\pi^+\pi^-\pi^0)$ requirement	-	3.8	-	-
$M(K^+K^-\pi^+\pi^-\pi^0\pi^0)$ requirement	-	-	2.2	-
$M(K^+\pi^+\pi^+\pi^-\pi^-\pi^-\pi^0)$ requirement	-	-	-	6.3
σ_{ϵ_i}	9.2	8.2	5.6	9.2

Table 5. The multiplicative systematic uncertainties (in %).

Source	Mode (a)	Mode (b)	Mode (c)	Mode (d)
Signal efficiency ϵ_j	9.2	8.2	5.6	9.2
BFs of D_s^- tags	2.4	1.9	4.4	5.2
Total number of J/ψ events		0.5		
Total σ_{sys}		9.0		

certainties of four signal modes BFs are considered as the uncertainties [2]. The relative uncertainty of 0.5% for $N_{J/\psi}$ is taken as a systematic uncertainty [50].

The total multiplicative systematic uncertainty is 9.0%, which will be used to calculate the UL of BF in Section 6.

6 Result

To determine the UL, and incorporating the multiplicative uncertainties quantified in Section 5, a Bayesian approach [47, 48] is employed to compute the likelihood distribution according to Eq. (6.1). In this calculation, the effect of systematic uncertainties is incorporated by convolving the likelihood function with a Gaussian representing the systematic uncertainty.

$$\mathcal{L}(\mathcal{B})_{\text{smear}} \propto \int_0^1 \exp \left[-\frac{(\epsilon\mathcal{B}/\hat{\epsilon} - \hat{\mathcal{B}})^2}{2\sigma_{\mathcal{B}}^2} \right] \times \frac{1}{\sqrt{2\pi}\sigma_\epsilon} \exp \left[-\frac{(\epsilon - \hat{\epsilon})^2}{2\sigma_\epsilon^2} \right] d\epsilon, \quad (6.1)$$

where $\hat{\epsilon}$ is the nominal signal efficiency and $\sigma_\epsilon = \sigma_{\text{sys}} \cdot \epsilon$ is the systematic uncertainty of efficiency. By integrating $\mathcal{L}(\mathcal{B})_{\text{smear}}$ from 0 up to 90% of the physical region ($\mathcal{B} \geq 0$) under

the smeared curve, we set the UL on the BF to be $\mathcal{B}(J/\psi \rightarrow D_s^- e^+ \nu_e) < 1.0 \times 10^{-7}$ at the 90% C.L. using Eq. (3.1), as shown in Figure 4.

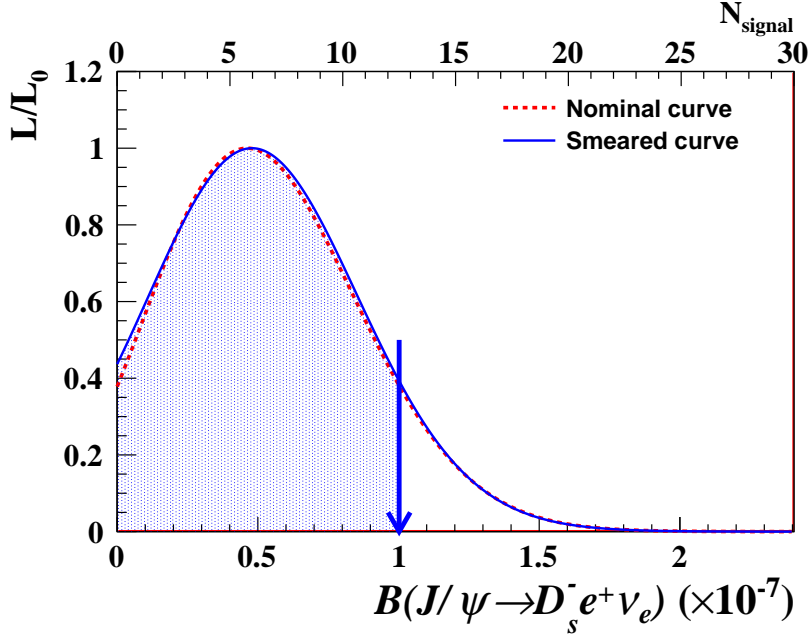


Figure 4. The distributions of the normalised likelihoods, both before and after incorporating the systematic uncertainties, are shown. The red dashed line represents the initial likelihood distribution, while the blue line corresponds to the distribution after systematic uncertainties have been taken into account. The blue arrow indicates the upper limit on the branching fraction at the 90% confidence level, where the integrated area under the blue curve from zero to this point contains 90% of the total probability above zero.

7 Summary

In summary, a search for the semi-leptonic weak decay $J/\psi \rightarrow D_s^- e^+ \nu_e$ is performed using a sample of $(10087 \pm 44) \times 10^6$ J/ψ events collected at $\sqrt{s} = 3.097$ GeV with the BESIII detector. No significant signal is observed. After incorporating all systematic uncertainties, we set an upper limit on the branching fraction of $\mathcal{B}(J/\psi \rightarrow D_s^- e^+ \nu_e) < 1.0 \times 10^{-7}$ at the 90% confidence level. This result improves upon the previous limit by one order of magnitude [14] and remains consistent with Standard Model predictions from various theoretical approaches [3–9], thereby placing more stringent constraints on potential new-physics scenarios in charmonium decays.

Acknowledgments


















































































The BESIII Collaboration thanks the staff of BEPCII (<https://cstr.cn/31109.02.BEPC>) and the IHEP computing center for their strong support. This work is supported in part by National Key R&D Program of China under Contracts Nos. 2023YFA1606000,






















































2023YFA1606704; National Natural Science Foundation of China (NSFC) under Contracts Nos. 11635010, 11935015, 11935016, 11935018, 12025502, 12035009, 12035013, 12061131003, 12192260, 12192261, 12192262, 12192263, 12192264, 12192265, 12221005, 12225509, 12235017, 12361141819; the Chinese Academy of Sciences (CAS) Large-Scale Scientific Facility Program; the Strategic Priority Research Program of Chinese Academy of Sciences under Contract No. XDA0480600; CAS under Contract No. YSBR-101; 100 Talents Program of CAS; The Institute of Nuclear and Particle Physics (INPAC) and Shanghai Key Laboratory for Particle Physics and Cosmology; ERC under Contract No. 758462; German Research Foundation DFG under Contract No. FOR5327; Istituto Nazionale di Fisica Nucleare, Italy; Knut and Alice Wallenberg Foundation under Contracts Nos. 2021.0174, 2021.0299; Ministry of Development of Turkey under Contract No. DPT2006K-120470; National Research Foundation of Korea under Contract No. NRF-2022R1A2C1092335; National Science and Technology fund of Mongolia; Polish National Science Centre under Contract No. 2024/53/B/ST2/00975; STFC (United Kingdom); Swedish Research Council under Contract No. 2019.04595; U. S. Department of Energy under Contract No. DE-FG02-05ER41374














References

- [1] M. A. Sanchis-Lozano, *Z. Phys. C* **62**, 271–280 (1994).
- [2] Navas. S. *et al.* [Particle Data Group], *Phys. Rev. D* **110**, 030001 (2024).
- [3] Y. Meng *et al.*, *Phys. Rev. D* **110**, 074510 (2024).
- [4] Y. M. Wang *et al.*, *Eur. Phys. J. C* **54**, 107 (2008).
- [5] Y. L. Shen and Y. M. Wang, *Phys. Rev. D* **78**, 074012 (2008).
- [6] Z. J. Sun *et al.*, *Eur. Phys. J. C* **84**, 65 (2024).
- [7] R. Dhir, R. C. Verma and A. Sharma, *Adv. High Energy Phys.* **2013**, 706543 (2013).
- [8] M. A. Ivanov and C. T. Tran, *Phys. Rev. D* **92**, 074030 (2015).
- [9] T. H. Wang *et al.*, *J. Phys. G: Nucl. Part. Phys.* **44**, 045004 (2017).
- [10] C. Hill, *Phys. Lett. B* **345**, 483 (1995).
- [11] A. Datta *et al.*, *Phys. Rev. D* **60**, 014011 (1999).
- [12] X. M. Zhang, *High Energy Phys. Nucl. Phys.* **25**, 461 (2001).
- [13] H. B. Li and S. H. Zhu, *Chin. Phys. C* **36**, 932 (2012).
- [14] M. Ablikim *et al.* [BES Collaboration], *Phys. Lett. B* **639**, 418 (2006).
- [15] M. Ablikim *et al.* [BES Collaboration], *Phys. Lett. B* **663**, 297 (2008).
- [16] M. Ablikim *et al.* [BESIII Collaboration], *Phys. Rev. D* **89**, 071101 (2014).
- [17] M. Ablikim *et al.* [BESIII Collaboration], *Phys. Rev. D* **90**, 112014 (2014).
- [18] M. Ablikim *et al.* [BESIII Collaboration], *Phys. Rev. D* **96**, 111101(R) (2017).
- [19] M. Ablikim *et al.* [BESIII Collaboration], *J. High Energy Phys.* **2021**, 157 (2021).
- [20] M. Ablikim *et al.* [BESIII Collaboration], *J. High Energy Phys.* **2024**, 126 (2024)

- [21] M. Ablikim *et al.* [BESIII Collaboration], *Phys. Rev. D* **110**, 032020 (2024)
- [22] M. Ablikim *et al.* [BESIII Collaboration], *J. High Energ. Phys.* **2025**, 61 (2025).
- [23] M. Ablikim *et al.* [BESIII Collaboration], *Chin. Phys. C* **46**, 074001 (2022).
- [24] M. H. Liao *et al.*, *Nucl. Sci. Tech.* **36**, 218 (2025)
- [25] M. Ablikim *et al.* [BESIII Collaboration], *Nucl. Instrum. Meth. A* **614**, 345 (2010).
- [26] C. H. Yu *et al.*, *Proceedings of IPAC2016*, Busan, Korea, 2016.
- [27] M. Ablikim *et al.* [BESIII Collaboration], *Chin. Phys. C* **44**, 040001 (2020).
- [28] X. Li *et al.*, *Radiat. Detect. Technol. Methods* **1**, 13 (2017).
- [29] Y. X. Guo *et al.*, *Radiat. Detect. Technol. Methods* **1**, 15 (2017).
- [30] P. Cao *et al.*, *Nucl. Instrum. Meth. A* **953**, 163053 (2020).
- [31] S. Agostinelli *et al.* [GEANT4 Collaboration], *Nucl. Instrum. Meth. A* **506**, 250 (2003).
- [32] T. Z. Song *et al.*, *Front. Phys.* **21**, 026201 (2026).
- [33] K. X. Huang *et al.*, *Nucl. Sci. Tech.* **33**, 142 (2022).
- [34] Z. J. Li *et al.*, *Front. Phys. (Beijing)* **19**, 64201 (2024).
- [35] Y. T. Liang *et al.*, *Nucl. Instrum. Meth. A* **603**, 325 (2009).
- [36] Z. Y. You, Y. J. Mao and Y. T. Liang, *Chin. Phys. C* **32**, 572 (2008).
- [37] S. Jadach, B. F. L. Ward and Z. Was, *Phys. Rev. D* **63**, 113009 (2001).
- [38] S. Jadach, B. F. L. Ward and Z. Was, *Comput. Phys. Commun.* **130**, 260 (2000).
- [39] D. J. Lange, *Nucl. Instrum. Meth. A* **462**, 152 (2001).
- [40] R. G. Ping, *Chin. Phys. C* **32**, 599 (2008).
- [41] J. C. Chen *et al.*, *Phys. Rev. D* **62**, 034003 (2000).
- [42] R. L. Yang, R. G. Ping and H. Chen, *Chin. Phys. Lett.* **31**, 061301 (2014).
- [43] E. Barberio, B. van Eijk and Z. Was, *Comput. Phys. Commun.* **66**, 115 (1991).
- [44] W. Li *et al.*, *Proc. Int. Conf. Comput. High Energy and Nucl. Phys.* 225 (2006).
- [45] D. M. Asner *et al.*, *Int. J. Mod. Phys. A* **24**, S1 (2009).
- [46] J. Zhang *et al.*, *Radiat. Detect. Technol. Methods* **2**, 20 (2018).
- [47] X. X. Liu, X. R. Lü and Y. S. Zhu, *Chin. Phys. C* **39**, 103001 (2015).
- [48] K. Stenson, [arXiv:physics/0605236v1](https://arxiv.org/abs/physics/0605236v1) [physics.data-an].
- [49] M. Ablikim *et al.* [BESIII Collaboration], *J. High Energ. Phys.* **2024**, 335 (2024).
- [50] M. Ablikim *et al.* [BESIII Collaboration], *Chin. Phys. C* **46**, 074001 (2022).

M. Ablikim¹ , M. N. Achasov^{4,b} , P. Adlarson⁸⁰ , X. C. Ai⁸⁵ , R. Aliberti³⁷ ,
A. Amoroso^{79A,79C} , Q. An^{76,62,†} , Y. Bai⁶⁰ , O. Bakina³⁸ , Y. Ban^{48,g} , H.-R. Bao⁶⁸ ,
V. Batozskaya^{1,46} , K. Begzsuren³⁴ , N. Berger³⁷ , M. Berlowski⁴⁶ , M. B. Bertani^{29A} ,
D. Bettoni^{30A} , F. Bianchi^{79A,79C} , E. Bianco^{79A,79C} , A. Bortone^{79A,79C} , I. Boyko³⁸ ,
R. A. Briere⁵ , A. Brueggemann⁷³ , H. Cai⁸¹ , M. H. Cai^{40,j,k} , X. Cai^{1,62} , A. Calcaterra^{29A} ,
G. F. Cao^{1,68} , N. Cao^{1,68} , S. A. Cetin^{66A} , X. Y. Chai^{48,g} , J. F. Chang^{1,62} ,
T. T. Chang⁴⁵ , G. R. Che⁴⁵ , Y. Z. Che^{1,62,68} , C. H. Chen⁹ , Chao Chen⁵⁸ ,
G. Chen¹ , H. S. Chen^{1,68} , H. Y. Chen²⁰ , M. L. Chen^{1,62,68} , S. J. Chen⁴⁴ ,
S. M. Chen⁶⁵ , T. Chen^{1,68} , X. R. Chen^{33,68} , X. T. Chen^{1,68} , X. Y. Chen^{11,f} ,
Y. B. Chen^{1,62} , Y. Q. Chen¹⁵ , Z. K. Chen⁶³ , J. C. Cheng⁴⁷ , L. N. Cheng⁴⁵ ,
S. K. Choi¹⁰ , X. Chu^{11,f} , G. Cibinetto^{30A} , F. Cossio^{79C} , J. Cottee-Meldrum⁶⁷ ,
H. L. Dai^{1,62} , J. P. Dai⁸³ , X. C. Dai⁶⁵ , A. Dbeyssi¹⁸ , R. E. de Boer³ , D. Dedovich³⁸ ,
C. Q. Deng⁷⁷ , Z. Y. Deng¹ , A. Denig³⁷ , I. Denisenko³⁸ , M. Destefanis^{79A,79C} ,
F. De Mori^{79A,79C} , X. X. Ding^{48,g} , Y. Ding⁴² , Y. X. Ding³¹ , J. Dong^{1,62} ,
L. Y. Dong^{1,68} , M. Y. Dong^{1,62,68} , X. Dong⁸¹ , M. C. Du¹ , S. X. Du⁸⁵ , S. X. Du^{11,f} ,
X. L. Du⁸⁵ , Y. Y. Duan⁵⁸ , Z. H. Duan⁴⁴ , P. Egorov^{38,a} , G. F. Fan⁴⁴ , J. J. Fan¹⁹ ,
Y. H. Fan⁴⁷ , J. Fang^{1,62} , J. Fang⁶³ , S. S. Fang^{1,68} , W. X. Fang¹ , Y. Q. Fang^{1,62,†} ,
L. Fava^{79B,79C} , F. Feldbauer³ , G. Felici^{29A} , C. Q. Feng^{76,62} , J. H. Feng¹⁵ ,
L. Feng^{40,j,k} , Q. X. Feng^{40,j,k} , Y. T. Feng^{76,62} , M. Fritsch³ , C. D. Fu¹ , J. L. Fu⁶⁸ ,
Y. W. Fu^{1,68} , H. Gao⁶⁸ , Y. Gao^{76,62} , Y. N. Gao^{48,g} , Y. N. Gao¹⁹ , Y. Y. Gao³¹ ,
Z. Gao⁴⁵ , S. Garbolino^{79C} , I. Garzia^{30A,30B} , L. Ge⁶⁰ , P. T. Ge¹⁹ , Z. W. Ge⁴⁴ ,
C. Geng⁶³ , E. M. Gersabeck⁷² , A. Gilman⁷⁴ , K. Goetzen¹² , J. D. Gong³⁶ ,
L. Gong⁴² , W. X. Gong^{1,62} , W. Gradl³⁷ , S. Gramigna^{30A,30B} , M. Greco^{79A,79C} ,
M. D. Gu⁵³ , M. H. Gu^{1,62} , C. Y. Guan^{1,68} , A. Q. Guo³³ , J. N. Guo^{11,f} ,
L. B. Guo⁴³ , M. J. Guo⁵² , R. P. Guo⁵¹ , X. Guo⁵² , Y. P. Guo^{11,f} , A. Guskov^{38,a} ,
J. Gutierrez²⁸ , T. T. Han¹ , F. Hanisch³ , K. D. Hao^{76,62} , X. Q. Hao¹⁹ , F. A. Harris⁷⁰ ,
C. Z. He^{48,g} , K. L. He^{1,68} , F. H. Heinsius³ , C. H. Heinz³⁷ , Y. K. Heng^{1,62,68} ,
C. Herold⁶⁴ , P. C. Hong³⁶ , G. Y. Hou^{1,68} , X. T. Hou^{1,68} , Y. R. Hou⁶⁸ , Z. L. Hou¹ ,
H. M. Hu^{1,68} , J. F. Hu^{59,i} , Q. P. Hu^{76,62} , S. L. Hu^{11,f} , T. Hu^{1,62,68} , Y. Hu¹ ,
Z. M. Hu⁶³ , G. S. Huang^{76,62} , K. X. Huang⁶³ , L. Q. Huang^{33,68} , P. Huang⁴⁴ ,
X. T. Huang⁵² , Y. P. Huang¹ , Y. S. Huang⁶³ , T. Hussain⁷⁸ , N. Hüsken³⁷ ,
N. in der Wiesche⁷³ , J. Jackson²⁸ , Q. Ji¹ , Q. P. Ji¹⁹ , W. Ji^{1,68} , X. B. Ji^{1,68} ,
X. L. Ji^{1,62} , X. Q. Jia⁵² , Z. K. Jia^{76,62} , D. Jiang^{1,68} , H. B. Jiang⁸¹ , P. C. Jiang^{48,g} ,
S. J. Jiang⁹ , X. S. Jiang^{1,62,68} , Y. Jiang⁶⁸ , J. B. Jiao⁵² , J. K. Jiao³⁶ , Z. Jiao²⁴ ,
S. Jin⁴⁴ , Y. Jin⁷¹ , M. Q. Jing^{1,68} , X. M. Jing⁶⁸ , T. Johansson⁸⁰ , S. Kabana³⁵ ,
N. Kalantar-Nayestanaki⁶⁹ , X. L. Kang⁹ , X. S. Kang⁴² , M. Kavatsyuk⁶⁹ , B. C. Ke⁸⁵ ,
V. Khachatryan²⁸ , A. Khoukaz⁷³ , O. B. Kolcu^{66A} , B. Kopf³ , L. Kröger⁷³ ,
M. Kuessner³ , X. Kui^{1,68} , N. Kumar²⁷ , A. Kupsc^{46,80} , W. Kühn³⁹ , Q. Lan⁷⁷ ,
W. N. Lan¹⁹ , T. T. Lei^{76,62} , M. Lellmann³⁷ , T. Lenz³⁷ , C. Li⁴⁹ , C. Li⁴⁵ ,
C. H. Li⁴³ , C. K. Li²⁰ , D. M. Li⁸⁵ , F. Li^{1,62} , G. Li¹ , H. B. Li^{1,68} , H. J. Li¹⁹ ,
H. L. Li⁸⁵ , H. N. Li^{59,i} , Hui Li⁴⁵ , J. R. Li⁶⁵ , J. S. Li⁶³ , J. W. Li⁵² , K. Li¹ ,
K. L. Li^{40,j,k} , L. J. Li^{1,68} , Lei Li⁵⁰ , M. H. Li⁴⁵ , M. R. Li^{1,68} , P. L. Li⁶⁸ ,
P. R. Li^{40,j,k} , Q. M. Li^{1,68} , Q. X. Li⁵² , R. Li^{17,33} , S. X. Li¹¹ , Shanshan Li^{26,h} ,

T. Li⁵² , T. Y. Li⁴⁵ , W. D. Li^{1,68} , W. G. Li^{1,†} , X. Li^{1,68} , X. H. Li^{76,62} ,
 X. K. Li^{48,g} , X. L. Li⁵² , X. Y. Li^{1,8} , X. Z. Li⁶³ , Y. Li¹⁹ , Y. G. Li^{48,g} ,
 Y. P. Li³⁶ , Z. H. Li⁴⁰ , Z. J. Li⁶³ , Z. X. Li⁴⁵ , Z. Y. Li⁸³ , C. Liang⁴⁴ , H. Liang^{76,62} ,
 Y. F. Liang⁵⁷ , Y. T. Liang^{33,68} , G. R. Liao¹³ , L. B. Liao⁶³ , M. H. Liao⁶³ ,
 Y. P. Liao^{1,68} , J. Libby²⁷ , A. Limphirat⁶⁴ , D. X. Lin^{33,68} , L. Q. Lin⁴¹ , T. Lin¹ ,
 B. J. Liu¹ , B. X. Liu⁸¹ , C. X. Liu¹ , F. Liu¹ , F. H. Liu⁵⁶ , Feng Liu⁶ ,
 G. M. Liu^{59,i} , H. Liu^{40,j,k} , H. B. Liu¹⁴ , H. H. Liu¹ , H. M. Liu^{1,68} , Hui-
 hui Liu²¹ , J. B. Liu^{76,62} , J. J. Liu²⁰ , K. Liu^{40,j,k} , K. Liu⁷⁷ , K. Y. Liu⁴² ,
 Ke Liu²² , L. Liu⁴⁰ , L. C. Liu⁴⁵ , Lu Liu⁴⁵ , M. H. Liu³⁶ , P. L. Liu¹ , Q. Liu⁶⁸ ,
 S. B. Liu^{76,62} , W. M. Liu^{76,62} , W. T. Liu⁴¹ , X. Liu^{40,j,k} , X. K. Liu^{40,j,k} ,
 X. L. Liu^{11,f} , X. Y. Liu⁸¹ , Y. Liu^{40,j,k} , Y. Liu⁸⁵ , Y. B. Liu⁴⁵ , Z. A. Liu^{1,62,68} ,
 Z. D. Liu⁹ , Z. Q. Liu⁵² , Z. Y. Liu⁴⁰ , X. C. Lou^{1,62,68} , H. J. Lu²⁴ , J. G. Lu^{1,62} ,
 X. L. Lu¹⁵ , Y. Lu⁷ , Y. H. Lu^{1,68} , Y. P. Lu^{1,62} , Z. H. Lu^{1,68} , C. L. Luo⁴³ ,
 J. R. Luo⁶³ , J. S. Luo^{1,68} , M. X. Luo⁸⁴ , T. Luo^{11,f} , X. L. Luo^{1,62} , Z. Y. Lv²² ,
 X. R. Lyu^{68,n} , Y. F. Lyu⁴⁵ , Y. H. Lyu⁸⁵ , F. C. Ma⁴² , H. L. Ma¹ , Heng Ma^{26,h} ,
 J. L. Ma^{1,68} , L. L. Ma⁵² , L. R. Ma⁷¹ , Q. M. Ma¹ , R. Q. Ma^{1,68} , R. Y. Ma¹⁹ ,
 T. Ma^{76,62} , X. T. Ma^{1,68} , X. Y. Ma^{1,62} , Y. M. Ma³³ , F. E. Maas¹⁸ , I. MacKay⁷⁴ ,
 M. Maggiora^{79A,79C} , S. Malde⁷⁴ , Q. A. Malik⁷⁸ , H. X. Mao^{40,j,k} , Y. J. Mao^{48,g} ,
 Z. P. Mao¹ , S. Marcello^{79A,79C} , A. Marshall⁶⁷ , F. M. Melendi^{30A,30B} , Y. H. Meng⁶⁸ ,
 Z. X. Meng⁷¹ , G. Mezzadri^{30A} , H. Miao^{1,68} , T. J. Min⁴⁴ , R. E. Mitchell²⁸ ,
 X. H. Mo^{1,62,68} , B. Moses²⁸ , N. Yu. Muchnoi^{4,b} , J. Muskalla³⁷ , Y. Nefedov³⁸ ,
 F. Nerling^{18,d} , H. Neuwirth⁷³ , Z. Ning^{1,62} , S. Nisar³² , Q. L. Niu^{40,j,k} , W. D. Niu^{11,f} ,
 Y. Niu⁵² , C. Normand⁶⁷ , S. L. Olsen^{10,68} , Q. Ouyang^{1,62,68} , S. Pacetti^{29B,29C} ,
 X. Pan⁵⁸ , Y. Pan⁶⁰ , A. Pathak¹⁰ , Y. P. Pei^{76,62} , M. Pelizaesus³ , H. P. Peng^{76,62} ,
 X. J. Peng^{40,j,k} , Y. Y. Peng^{40,j,k} , K. Peters^{12,d} , K. Petridis⁶⁷ , J. L. Ping⁴³ ,
 R. G. Ping^{1,68} , S. Plura³⁷ , V. Prasad³⁶ , F. Z. Qi¹ , H. R. Qi⁶⁵ , M. Qi⁴⁴ ,
 S. Qian^{1,62} , W. B. Qian⁶⁸ , C. F. Qiao⁶⁸ , J. H. Qiao¹⁹ , J. J. Qin⁷⁷ , J. L. Qin⁵⁸ ,
 L. Q. Qin¹³ , L. Y. Qin^{76,62} , P. B. Qin⁷⁷ , X. P. Qin⁴¹ , X. S. Qin⁵² , Z. H. Qin^{1,62} ,
 J. F. Qiu¹ , Z. H. Qu⁷⁷ , J. Rademacker⁶⁷ , C. F. Redmer³⁷ , A. Rivetti^{79C} ,
 M. Rolo^{79C} , G. Rong^{1,68} , S. S. Rong^{1,68} , F. Rosini^{29B,29C} , Ch. Rosner¹⁸ , M. Q. Ruan^{1,62} ,
 N. Salone^{46,o} , A. Sarantsev^{38,c} , Y. Schelhaas³⁷ , K. Schoenning⁸⁰ , M. Scodreggio^{30A} ,
 W. Shan²⁵ , X. Y. Shan^{76,62} , Z. J. Shang^{40,j,k} , J. F. Shangguan¹⁶ , L. G. Shao^{1,68} ,
 M. Shao^{76,62} , C. P. Shen^{11,f} , H. F. Shen^{1,8} , W. H. Shen⁶⁸ , X. Y. Shen^{1,68} ,
 B. A. Shi⁶⁸ , H. Shi^{76,62} , J. L. Shi^{11,f} , J. Y. Shi¹ , S. Y. Shi⁷⁷ , X. Shi^{1,62} ,
 H. L. Song^{76,62} , J. J. Song¹⁹ , M. H. Song⁴⁰ , T. Z. Song⁶³ , W. M. Song³⁶ ,
 Y. X. Song^{48,g,l} , Zirong Song^{26,h} , S. Sosio^{79A,79C} , S. Spataro^{79A,79C} , S. Stansilaus⁷⁴ ,
 F. Stieler³⁷ , S. S. Su⁴² , G. B. Sun⁸¹ , G. X. Sun¹ , H. Sun⁶⁸ , H. K. Sun¹ ,
 J. F. Sun¹⁹ , K. Sun⁶⁵ , L. Sun⁸¹ , R. Sun⁷⁶ , S. S. Sun^{1,68} , T. Sun^{54,e} , W. Y. Sun⁵³ ,
 Y. C. Sun⁸¹ , Y. H. Sun³¹ , Y. J. Sun^{76,62} , Y. Z. Sun¹ , Z. Q. Sun^{1,68} , Z. T. Sun⁵² ,
 C. J. Tang⁵⁷ , G. Y. Tang¹ , J. Tang⁶³ , J. J. Tang^{76,62} , L. F. Tang⁴¹ , Y. A. Tang⁸¹ ,
 L. Y. Tao⁷⁷ , M. Tat⁷⁴ , J. X. Teng^{76,62} , J. Y. Tian^{76,62} , W. H. Tian⁶³ , Y. Tian³³ ,
 Z. F. Tian⁸¹ , I. Uman^{66B} , B. Wang¹ , B. Wang⁶³ , Bo Wang^{76,62} , C. Wang^{40,j,k} ,
 C. Wang¹⁹ , Cong Wang²² , D. Y. Wang^{48,g} , H. J. Wang^{40,j,k} , J. Wang⁹ , J. J. Wang⁸¹

J. P. Wang⁵² , K. Wang^{1,62} , L. L. Wang¹ , L. W. Wang³⁶ , M. Wang⁵² , M. Wang^{76,62} ,
 N. Y. Wang⁶⁸ , S. Wang^{40,j,k} , Shun Wang⁶¹ , T. Wang^{11,f} , T. J. Wang⁴⁵ , W. Wang⁶³ ,
 W. P. Wang³⁷ , X. Wang^{48,g} , X. F. Wang^{40,j,k} , X. L. Wang^{11,f} , X. N. Wang^{1,68} ,
 Xin Wang^{26,h} , Y. Wang¹ , Y. D. Wang⁴⁷ , Y. F. Wang^{1,8,68} , Y. H. Wang^{40,j,k} ,
 Y. J. Wang^{76,62} , Y. L. Wang¹⁹ , Y. N. Wang⁴⁷ , Y. N. Wang⁸¹ , Yaqian Wang¹⁷ ,
 Yi Wang⁶⁵ , Yuan Wang^{17,33} , Z. Wang^{1,62} , Z. Wang⁴⁵ , Z. L. Wang² , Z. Q. Wang^{11,f} ,
 Z. Y. Wang^{1,68} , Ziyi Wang⁶⁸ , D. Wei⁴⁵ , D. H. Wei¹³ , H. R. Wei⁴⁵ , F. Weidner⁷³ ,
 S. P. Wen¹ , U. Wiedner³ , G. Wilkinson⁷⁴ , M. Wolke⁸⁰ , J. F. Wu^{1,8} , L. H. Wu¹ ,
 L. J. Wu¹⁹ , Lianjie Wu¹⁹ , S. G. Wu^{1,68} , S. M. Wu⁶⁸ , X. Wu^{11,f} , Y. J. Wu³³ ,
 Z. Wu^{1,62} , L. Xia^{76,62} , B. H. Xiang^{1,68} , D. Xiao^{40,j,k} , G. Y. Xiao⁴⁴ , H. Xiao⁷⁷ ,
 Y. L. Xiao^{11,f} , Z. J. Xiao⁴³ , C. Xie⁴⁴ , K. J. Xie^{1,68} , Y. Xie⁵² , Y. G. Xie^{1,62} ,
 Y. H. Xie⁶ , Z. P. Xie^{76,62} , T. Y. Xing^{1,68} , C. J. Xu⁶³ , G. F. Xu¹ , H. Y. Xu² ,
 M. Xu^{76,62} , Q. J. Xu¹⁶ , Q. N. Xu³¹ , T. D. Xu⁷⁷ , X. P. Xu⁵⁸ , Y. Xu^{11,f} ,
 Y. C. Xu⁸² , Z. S. Xu⁶⁸ , F. Yan²³ , L. Yan^{11,f} , W. B. Yan^{76,62} , W. C. Yan⁸⁵ ,
 W. H. Yan⁶ , W. P. Yan¹⁹ , X. Q. Yan^{1,68} , H. J. Yang^{54,e} , H. L. Yang³⁶ ,
 H. X. Yang¹ , J. H. Yang⁴⁴ , R. J. Yang¹⁹ , Y. Yang^{11,f} , Y. H. Yang⁴⁴ , Y. Q. Yang⁹ ,
 Y. Z. Yang¹⁹ , Z. P. Yao⁵² , M. Ye^{1,62} , M. H. Ye^{8,†} , Z. J. Ye^{59,i} , Junhao Yin⁴⁵ ,
 Z. Y. You⁶³ , B. X. Yu^{1,62,68} , C. X. Yu⁴⁵ , G. Yu¹² , J. S. Yu^{26,h} , L. W. Yu^{11,f} ,
 T. Yu⁷⁷ , X. D. Yu^{48,g} , Y. C. Yu⁸⁵ , Y. C. Yu⁴⁰ , C. Z. Yuan^{1,68} , H. Yuan^{1,68} ,
 J. Yuan³⁶ , J. Yuan⁴⁷ , L. Yuan² , M. K. Yuan^{11,f} , S. H. Yuan⁷⁷ , Y. Yuan^{1,68} ,
 C. X. Yue⁴¹ , Ying Yue¹⁹ , A. A. Zafar⁷⁸ , F. R. Zeng⁵² , S. H. Zeng⁶⁷ , X. Zeng^{11,f} ,
 Y. J. Zeng⁶³ , Y. J. Zeng^{1,68} , Y. C. Zhai⁵² , Y. H. Zhan⁶³ , S. N. Zhang⁷⁴ ,
 B. L. Zhang^{1,68} , B. X. Zhang^{1,†} , D. H. Zhang⁴⁵ , G. Y. Zhang¹⁹ , G. Y. Zhang^{1,68} ,
 H. Zhang^{76,62} , H. Zhang⁸⁵ , H. C. Zhang^{1,62,68} , H. H. Zhang⁶³ , H. Q. Zhang^{1,62,68} ,
 H. R. Zhang^{76,62} , H. Y. Zhang^{1,62} , J. Zhang⁶³ , J. J. Zhang⁵⁵ , J. L. Zhang²⁰ ,
 J. Q. Zhang⁴³ , J. S. Zhang^{11,f} , J. W. Zhang^{1,62,68} , J. X. Zhang^{40,j,k} , J. Y. Zhang¹ ,
 J. Z. Zhang^{1,68} , Jianyu Zhang⁶⁸ , L. M. Zhang⁶⁵ , Lei Zhang⁴⁴ , N. Zhang⁸⁵ ,
 P. Zhang^{1,8} , Q. Zhang¹⁹ , Q. Y. Zhang³⁶ , R. Y. Zhang^{40,j,k} , S. H. Zhang^{1,68} ,
 Shulei Zhang^{26,h} , X. M. Zhang¹ , X. Y. Zhang⁵² , Y. Zhang¹ , Y. Zhang⁷⁷ ,
 Y. T. Zhang⁸⁵ , Y. H. Zhang^{1,62} , Y. P. Zhang^{76,62} , Z. D. Zhang¹ , Z. H. Zhang¹ ,
 Z. L. Zhang³⁶ , Z. L. Zhang⁵⁸ , Z. X. Zhang¹⁹ , Z. Y. Zhang⁸¹ , Z. Y. Zhang⁴⁵ ,
 Z. Z. Zhang⁴⁷ , Zh. Zh. Zhang¹⁹ , G. Zhao¹ , J. Y. Zhao^{1,68} , J. Z. Zhao^{1,62} ,
 L. Zhao¹ , L. Zhao^{76,62} , M. G. Zhao⁴⁵ , S. J. Zhao⁸⁵ , Y. B. Zhao^{1,62} , Y. L. Zhao⁵⁸ ,
 Y. X. Zhao^{33,68} , Z. G. Zhao^{76,62} , A. Zhemchugov^{38,a} , B. Zheng⁷⁷ , B. M. Zheng³⁶ ,
 J. P. Zheng^{1,62} , W. J. Zheng^{1,68} , X. R. Zheng¹⁹ , Y. H. Zheng^{68,n} , B. Zhong⁴³ ,
 C. Zhong¹⁹ , H. Zhou^{37,52,m} , J. Q. Zhou³⁶ , S. Zhou⁶ , X. Zhou⁸¹ , X. K. Zhou⁶ ,
 X. R. Zhou^{76,62} , X. Y. Zhou⁴¹ , Y. X. Zhou⁸² , Y. Z. Zhou^{11,f} , A. N. Zhu⁶⁸ ,
 J. Zhu⁴⁵ , K. Zhu¹ , K. J. Zhu^{1,62,68} , K. S. Zhu^{11,f} , L. Zhu³⁶ , L. X. Zhu⁶⁸ ,
 S. H. Zhu⁷⁵ , T. J. Zhu^{11,f} , W. D. Zhu^{11,f} , W. J. Zhu¹ , W. Z. Zhu¹⁹ , Y. C. Zhu^{76,62} ,
 Z. A. Zhu^{1,68} , X. Y. Zhuang⁴⁵ , J. H. Zou¹ , J. Zu^{76,62}

(BESIII Collaboration)

¹ *Institute of High Energy Physics, Beijing 100049, People's Republic of China*

- ² *Beihang University, Beijing 100191, People's Republic of China*
- ³ *Bochum Ruhr-University, D-44780 Bochum, Germany*
- ⁴ *Budker Institute of Nuclear Physics SB RAS (BINP), Novosibirsk 630090, Russia*
- ⁵ *Carnegie Mellon University, Pittsburgh, Pennsylvania 15213, USA*
- ⁶ *Central China Normal University, Wuhan 430079, People's Republic of China*
- ⁷ *Central South University, Changsha 410083, People's Republic of China*
- ⁸ *China Center of Advanced Science and Technology, Beijing 100190, People's Republic of China*
- ⁹ *China University of Geosciences, Wuhan 430074, People's Republic of China*
- ¹⁰ *Chung-Ang University, Seoul, 06974, Republic of Korea*
- ¹¹ *Fudan University, Shanghai 200433, People's Republic of China*
- ¹² *GSI Helmholtzcentre for Heavy Ion Research GmbH, D-64291 Darmstadt, Germany*
- ¹³ *Guangxi Normal University, Guilin 541004, People's Republic of China*
- ¹⁴ *Guangxi University, Nanning 530004, People's Republic of China*
- ¹⁵ *Guangxi University of Science and Technology, Liuzhou 545006, People's Republic of China*
- ¹⁶ *Hangzhou Normal University, Hangzhou 310036, People's Republic of China*
- ¹⁷ *Hebei University, Baoding 071002, People's Republic of China*
- ¹⁸ *Helmholtz Institute Mainz, Staudinger Weg 18, D-55099 Mainz, Germany*
- ¹⁹ *Henan Normal University, Xinxiang 453007, People's Republic of China*
- ²⁰ *Henan University, Kaifeng 475004, People's Republic of China*
- ²¹ *Henan University of Science and Technology, Luoyang 471003, People's Republic of China*
- ²² *Henan University of Technology, Zhengzhou 450001, People's Republic of China*
- ²³ *Hengyang Normal University, Hengyang 421001, People's Republic of China*
- ²⁴ *Huangshan College, Huangshan 245000, People's Republic of China*
- ²⁵ *Hunan Normal University, Changsha 410081, People's Republic of China*
- ²⁶ *Hunan University, Changsha 410082, People's Republic of China*
- ²⁷ *Indian Institute of Technology Madras, Chennai 600036, India*
- ²⁸ *Indiana University, Bloomington, Indiana 47405, USA*
- ²⁹ *INFN Laboratori Nazionali di Frascati, (A)INFN Laboratori Nazionali di Frascati, I-00044, Frascati, Italy; (B)INFN Sezione di Perugia, I-06100, Perugia, Italy; (C)University of Perugia, I-06100, Perugia, Italy*
- ³⁰ *INFN Sezione di Ferrara, (A)INFN Sezione di Ferrara, I-44122, Ferrara, Italy; (B)University of Ferrara, I-44122, Ferrara, Italy*
- ³¹ *Inner Mongolia University, Hohhot 010021, People's Republic of China*
- ³² *Institute of Business Administration, University Road, Karachi, 75270 Pakistan*
- ³³ *Institute of Modern Physics, Lanzhou 730000, People's Republic of China*
- ³⁴ *Institute of Physics and Technology, Mongolian Academy of Sciences, Peace Avenue 54B, Ulaanbaatar 13330, Mongolia*
- ³⁵ *Instituto de Alta Investigación, Universidad de Tarapacá, Casilla 7D, Arica 1000000, Chile*
- ³⁶ *Jilin University, Changchun 130012, People's Republic of China*

- ³⁷ *Johannes Gutenberg University of Mainz, Johann-Joachim-Becher-Weg 45, D-55099 Mainz, Germany*
- ³⁸ *Joint Institute for Nuclear Research, 141980 Dubna, Moscow region, Russia*
- ³⁹ *Justus-Liebig-Universitaet Giessen, II. Physikalisches Institut, Heinrich-Buff-Ring 16, D-35392 Giessen, Germany*
- ⁴⁰ *Lanzhou University, Lanzhou 730000, People's Republic of China*
- ⁴¹ *Liaoning Normal University, Dalian 116029, People's Republic of China*
- ⁴² *Liaoning University, Shenyang 110036, People's Republic of China*
- ⁴³ *Nanjing Normal University, Nanjing 210023, People's Republic of China*
- ⁴⁴ *Nanjing University, Nanjing 210093, People's Republic of China*
- ⁴⁵ *Nankai University, Tianjin 300071, People's Republic of China*
- ⁴⁶ *National Centre for Nuclear Research, Warsaw 02-093, Poland*
- ⁴⁷ *North China Electric Power University, Beijing 102206, People's Republic of China*
- ⁴⁸ *Peking University, Beijing 100871, People's Republic of China*
- ⁴⁹ *Qufu Normal University, Qufu 273165, People's Republic of China*
- ⁵⁰ *Renmin University of China, Beijing 100872, People's Republic of China*
- ⁵¹ *Shandong Normal University, Jinan 250014, People's Republic of China*
- ⁵² *Shandong University, Jinan 250100, People's Republic of China*
- ⁵³ *Shandong University of Technology, Zibo 255000, People's Republic of China*
- ⁵⁴ *Shanghai Jiao Tong University, Shanghai 200240, People's Republic of China*
- ⁵⁵ *Shanxi Normal University, Linfen 041004, People's Republic of China*
- ⁵⁶ *Shanxi University, Taiyuan 030006, People's Republic of China*
- ⁵⁷ *Sichuan University, Chengdu 610064, People's Republic of China*
- ⁵⁸ *Soochow University, Suzhou 215006, People's Republic of China*
- ⁵⁹ *South China Normal University, Guangzhou 510006, People's Republic of China*
- ⁶⁰ *Southeast University, Nanjing 211100, People's Republic of China*
- ⁶¹ *Southwest University of Science and Technology, Mianyang 621010, People's Republic of China*
- ⁶² *State Key Laboratory of Particle Detection and Electronics, Beijing 100049, Hefei 230026, People's Republic of China*
- ⁶³ *Sun Yat-Sen University, Guangzhou 510275, People's Republic of China*
- ⁶⁴ *Suranaree University of Technology, University Avenue 111, Nakhon Ratchasima 30000, Thailand*
- ⁶⁵ *Tsinghua University, Beijing 100084, People's Republic of China*
- ⁶⁶ *Turkish Accelerator Center Particle Factory Group, (A)Istinye University, 34010, Istanbul, Turkey; (B)Near East University, Nicosia, North Cyprus, 99138, Mersin 10, Turkey*
- ⁶⁷ *University of Bristol, H H Wills Physics Laboratory, Tyndall Avenue, Bristol, BS8 1TL, UK*
- ⁶⁸ *University of Chinese Academy of Sciences, Beijing 100049, People's Republic of China*
- ⁶⁹ *University of Groningen, NL-9747 AA Groningen, The Netherlands*
- ⁷⁰ *University of Hawaii, Honolulu, Hawaii 96822, USA*
- ⁷¹ *University of Jinan, Jinan 250022, People's Republic of China*
- ⁷² *University of Manchester, Oxford Road, Manchester, M13 9PL, United Kingdom*

- ⁷³ *University of Muenster, Wilhelm-Klemm-Strasse 9, 48149 Muenster, Germany*
- ⁷⁴ *University of Oxford, Keble Road, Oxford OX13RH, United Kingdom*
- ⁷⁵ *University of Science and Technology Liaoning, Anshan 114051, People's Republic of China*
- ⁷⁶ *University of Science and Technology of China, Hefei 230026, People's Republic of China*
- ⁷⁷ *University of South China, Hengyang 421001, People's Republic of China*
- ⁷⁸ *University of the Punjab, Lahore-54590, Pakistan*
- ⁷⁹ *University of Turin and INFN, (A)University of Turin, I-10125, Turin, Italy; (B)University of Eastern Piedmont, I-15121, Alessandria, Italy; (C)INFN, I-10125, Turin, Italy*
- ⁸⁰ *Uppsala University, Box 516, SE-75120 Uppsala, Sweden*
- ⁸¹ *Wuhan University, Wuhan 430072, People's Republic of China*
- ⁸² *Yantai University, Yantai 264005, People's Republic of China*
- ⁸³ *Yunnan University, Kunming 650500, People's Republic of China*
- ⁸⁴ *Zhejiang University, Hangzhou 310027, People's Republic of China*
- ⁸⁵ *Zhengzhou University, Zhengzhou 450001, People's Republic of China*

† *Deceased*

- ^a *Also at the Moscow Institute of Physics and Technology, Moscow 141700, Russia*
- ^b *Also at the Novosibirsk State University, Novosibirsk, 630090, Russia*
- ^c *Also at the NRC "Kurchatov Institute", PNPI, 188300, Gatchina, Russia*
- ^d *Also at Goethe University Frankfurt, 60323 Frankfurt am Main, Germany*
- ^e *Also at Key Laboratory for Particle Physics, Astrophysics and Cosmology, Ministry of Education; Shanghai Key Laboratory for Particle Physics and Cosmology; Institute of Nuclear and Particle Physics, Shanghai 200240, People's Republic of China*
- ^f *Also at Key Laboratory of Nuclear Physics and Ion-beam Application (MOE) and Institute of Modern Physics, Fudan University, Shanghai 200443, People's Republic of China*
- ^g *Also at State Key Laboratory of Nuclear Physics and Technology, Peking University, Beijing 100871, People's Republic of China*
- ^h *Also at School of Physics and Electronics, Hunan University, Changsha 410082, China*
- ⁱ *Also at Guangdong Provincial Key Laboratory of Nuclear Science, Institute of Quantum Matter, South China Normal University, Guangzhou 510006, China*
- ^j *Also at MOE Frontiers Science Center for Rare Isotopes, Lanzhou University, Lanzhou 730000, People's Republic of China*
- ^k *Also at Lanzhou Center for Theoretical Physics, Lanzhou University, Lanzhou 730000, People's Republic of China*
- ^l *Also at Ecole Polytechnique Federale de Lausanne (EPFL), CH-1015 Lausanne, Switzerland*
- ^m *Also at Helmholtz Institute Mainz, Staudinger Weg 18, D-55099 Mainz, Germany*
- ⁿ *Also at Hangzhou Institute for Advanced Study, University of Chinese Academy of Sciences, Hangzhou 310024, China*
- ^o *Currently at Silesian University in Katowice, Chorzow, 41-500, Poland*