

# Can Aha Moments Be Fake? Identifying True and Decorative Thinking Steps in Chain-of-Thought

Jiachen Zhao<sup>\*1</sup> Yiyu Sun<sup>\*2</sup> Weiyan Shi<sup>†1</sup> Dawn Song<sup>†2</sup>

## Abstract

Large language models can generate long chain-of-thought (CoT) reasoning, but it remains unclear whether the verbalized steps reflect the models’ internal thinking. In this work, we propose a True Thinking Score (TTS) to quantify the causal contribution of each step in CoT to the model’s final prediction. Our experiments show that LLMs often interleave between *true-thinking* steps (which are genuinely used to compute the final output) and *decorative-thinking* steps (which give the appearance of reasoning but have minimal causal influence). We reveal that only a small subset of the total reasoning steps causally drive the model’s prediction: e.g., on AIME, only an average of 2.3% of reasoning steps in CoT have a TTS  $\geq 0.7$  (range: 0–1) for Qwen-2.5. Furthermore, we find that LLMs can be steered to internally follow or disregard specific steps in their verbalized CoT using the identified TrueThinking direction. We highlight that self-verification steps in CoT (i.e., aha moments) can be decorative, while steering along the TrueThinking direction can force internal reasoning over these steps. Overall, our work reveals that LLMs often verbalize reasoning steps without performing them internally, challenging the efficiency of LLM reasoning and the trustworthiness of CoT.

## 1. Introduction

Recent frontier LLMs can increasingly solve complex reasoning problems through test-time scaling, often by generating a very long chain of thought (CoT) (Guo et al., 2025; Muennighoff et al., 2025; Snell et al., 2024; Jaech et al., 2024). In their long CoT, these models frequently exhibit an “aha moment”, where the model begins to *self-verify*

its solution (e.g., “Wait, let’s re-evaluate ...”) (Guo et al., 2025). LLMs’ generated CoT is commonly assumed as a scratch pad where the model thinks out loud (Korbak et al., 2025). This has also motivated using CoT as a means to monitor LLMs and detect unsafe behaviors revealed in their CoT (Baker et al., 2025).

A central yet questionable assumption about CoT is its *faithfulness*: each verbalized step genuinely reflects the model’s *internal reasoning* and contributes to its final output. However, recent work implies this assumption is not always the case. Models may solve problems relying on hints (Chen et al., 2025b; Chua & Evans, 2025; Turpin et al., 2023) or their biases (Arcuschin et al., 2025) without verbalizing them in their CoT, and they may already know their final answers early before finishing generating the complete CoT (Ma et al., 2025; Wang et al., 2025; Yang et al., 2025). Such findings motivate the view that CoT may act as *post-hoc rationalizations* (Arcuschin et al., 2025; Emmons et al., 2025), where LLMs first pre-determine their answers internally in their latent space and then generate reasoning steps to rationalize them. Such unfaithfulness of CoT raises concerns about relying on CoT for monitoring LLMs, as the verbalized reasoning may not reflect what a model truly “thinks”. Although prior work has questioned the faithfulness of CoT, a fine-grained, step-by-step analysis remains lacking. Therefore, in this study, we ask: *To what extent do LLMs truly think through each verbalized step in their CoT?*

To close this gap, we propose to measure the step-wise causality to probe whether an LLM is faithfully thinking as verbalized in its reasoning traces in CoT. We reveal that in a CoT, there are faithful **true-thinking** steps that causally affect the model’s prediction, and unfaithful **decorative-thinking** steps that the model does not actually perform internally and that make minimal causal contribution to its prediction (as illustrated in Figure 1). Crucially, a **true-thinking** step can causally contribute in two distinct ways as illustrated in Figure 2.

1. **Conjunctive (“and”)**: a step  $s$  and other steps before it (denoted as  $C$ ) jointly determine the answer, as in many enumeration problems where all steps are important. Then, removing or corrupting  $s$  will flip the model’s initial prediction  $y^*$ . This is the regime primarily tested

<sup>\*</sup>Equal contribution <sup>†</sup>Equal advising <sup>1</sup>Northeastern University, Boston, MA, USA <sup>2</sup>University of California, Berkeley, CA, USA. Correspondence to: Jiachen Zhao <zhao.jiach@northeastern.edu>.

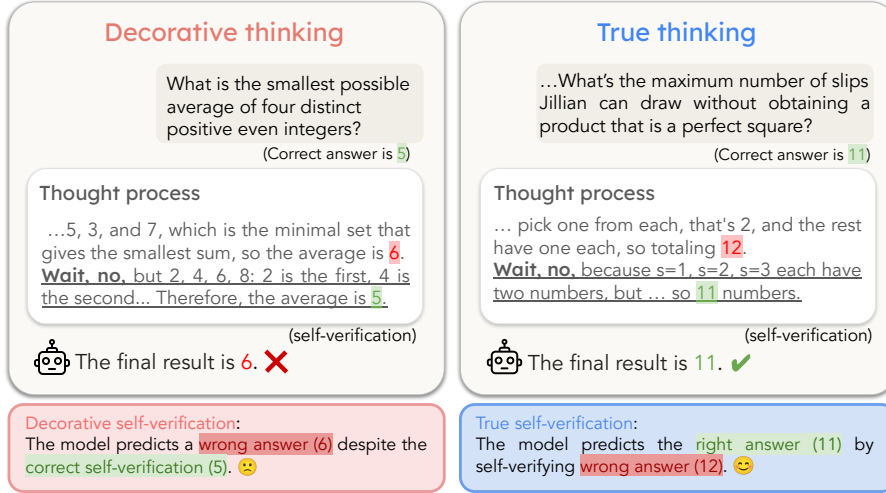


Figure 1. We find that reasoning steps in CoT may not always be *true thinking* but function as *decorative thinking* where the model internally is not using those steps to compute its answer. Taking self-verification steps as an example (known as “Aha moments” where LLMs rethink their solution with phrases like “wait”), we randomly perturb the numerical values in the reasoning steps preceding the “Aha moment”, and then re-prompt the model for the answer using the modified CoT. In the left example, although the model’s self-verification reasoning is correct, it ignores it and outputs the wrong answer after perturbation. In the right example, the model follows its self-verification and produces the correct result.

by prior work (Lanham et al., 2023; Tanneru et al., 2024; Wang et al., 2025; Yu et al., 2025; Tutek et al., 2025), which infers faithfulness from the **necessity-in-context** effect of perturbing  $s$  alone.

2. **Disjunctive (“or”)**: either  $s$  or  $\mathcal{C}$  already suffices to produce the correct answer. For example,  $s$  is a verification step or alternative solution for the results established in  $\mathcal{C}$ . Here, perturbing  $s$  may leave model’s prediction unchanged because  $\mathcal{C}$  still carries the solution. Prior works (Lanham et al., 2023; Tanneru et al., 2024; Wang et al., 2025; Yu et al., 2025) that only consider necessity may mislabel  $s$  in this case as “unfaithful” despite its genuine contribution.

To measure both roles, we extend Average Treatment Effect (ATE) (Rubin, 1974; Pearl, 2009) with two complementary interventions by conditioning on context  $\mathcal{C}$  (steps before the step  $s$ ): a **necessity** test  $\text{ATE}_{\text{nec}}(1) = P(y^*|\mathcal{C}, s) - P(y^*|\mathcal{C}, s')$  that measures model’s confidence change before and after perturbing  $s$  under intact  $\mathcal{C}$ , and a **sufficiency** test  $\text{ATE}_{\text{suf}}(0) = P(y^*|\mathcal{C}', s) - P(y^*|\mathcal{C}', s')$  that perturbs  $s$  under corrupted  $\mathcal{C}'$ . Averaging them yields our **True-Thinking Score (TTS)**, which considers steps that matter either jointly with context (the “and” case) or as an alternative route that still validates or secures the answer (the “or” case). Direct adaptations of prior methods estimate only  $\text{ATE}_{\text{nec}}(1)$ , which is logically insufficient to detect disjunctive contributions and thus systematically miscounts true-thinking steps.

Our evaluation reveals **steps with high and low TTS are interleaved in a CoT**: while a sparse set of true-thinking steps directly influence the model’s predictions, others tend

to act as decorative reasoning with negligible causal impact and are not truly followed by models when computing their answer (Section 5). Additionally, we find **LLMs’ self-verification steps can be decorative without truly checking their solution** (Section 5.1). Beyond empirical evaluation, we identify a mechanistic basis for this phenomenon: **whether an LLM internally performs a step verbalized in CoT can be mediated by a TrueThinking direction in latent space** (Section 6). Moving the hidden states of a step along this direction increases LLMs’ internal reliance on that step, whereas reversing it suppresses thinking over it. Finally, we showcase that by steering along the TrueThinking direction, we causally induce the model to reason over decorative self-verification steps (Section 6.3).

Overall, we find that LLMs often verbalize steps that have minimal causal impact on their predictions. Moreover, steering enables control over whether steps in CoT are internally followed or disregarded by LLMs. Our results fundamentally question the efficiency of LLMs’ reasoning and undermine the practice of using verbalized rationales as a safety-monitoring signal (Baker et al., 2025). Our work shifts the focus from what models verbalize to what they think underneath, motivating future study that explains the mechanisms of CoT reasoning and develops training objectives that reward reliance on true-thinking steps.

## 2. Related Work

**Internal thinking in LLMs’ latent space.** Apart from explicit CoT, LLMs “think” internally across their layers. They can directly answer reasoning problems, sometimes even

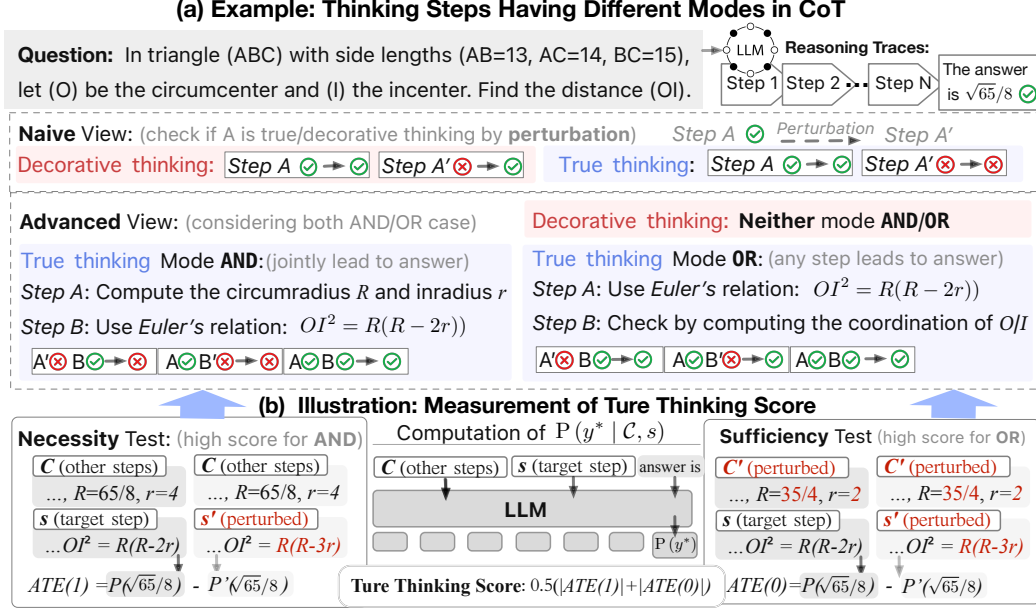


Figure 2. (a) Illustration of different modes in thinking steps within chain-of-thought (CoT) reasoning. Contrary to the naive view that a step’s faithfulness depends solely on whether perturbing it directly changes the final result, we show that the relationship is more nuanced. A true thinking step may operate in either an AND or OR mode when interacting with other steps. In both cases, such steps contribute meaningfully to the final answer. (b) Based on this understanding, we define the True Thinking Score, which jointly considers two complementary evaluations: the necessity test (high for AND-like steps) and the sufficiency test (high for OR-like steps).

matching the performance of CoT-based prompting (Ma et al., 2025). Prior work suggests that LLMs may solve certain tasks through internal *circuits* (Yang et al., 2024; Marks et al., 2024; Prakash et al., 2025). The *implicit* reasoning capabilities of LLMs have been shown to bypass using explicit CoTs (Deng et al., 2023; Hao et al., 2024; Pfau et al., 2024; Goyal et al., 2023). Such internal reasoning of LLMs questions how much the model truly uses each step in their CoT, which we study using a causal framework.

**Evaluating the faithfulness of reasoning traces.** Many works evaluate the faithfulness of reasoning traces, but most treat the CoT as a whole, offering suggestive evidence without step-level analysis. Existing methods fall into three categories: (1) Hint-based evaluation (Chen et al., 2025b; Arcuschin et al., 2025; Chua & Evans, 2025; Turpin et al., 2023), where hints are injected into unsolved questions and a faithful CoT should acknowledge them. These setups are not generalizable and cannot assess individual steps. (2) Perturbation-based evaluation (Gao, 2023; Lanham et al., 2023), where errors/modifications are injected into a step, and the continuation is resampled. If the final answer is unchanged, the CoT is deemed unfaithful. Yet this is unreliable, as the model may detect and correct the error later in resampled steps (Yee et al., 2024). This evaluation framework is further refined to examine and classify the resampled continuations (Xiong et al., 2025). (3) Early-exit evaluation (Lanham et al., 2023; Tanneru et al., 2024; Wang et al., 2025), where cues are inserted to prompt the model to answer after an intermediate step. A correct early answer sug-

gests subsequent steps may be decorative, but this overlooks cases in which later steps are genuinely used, for example for self-verification or exploring alternative solutions. Overall, existing work has primarily provided suggestive, case-based evidence that CoT is not always faithful to the model’s internal thinking without looking into step-wise analysis. There is a lack of a framework formally evaluating how much LLMs truly think through a step verbalized in CoT in their latent space.

**Steering LLMs.** Steering directions applied to intermediate hidden states have been found to mediate LLMs’ behaviors or perception in many aspects (Von Rütte et al., 2024; Turner et al., 2023; Tigges et al., 2023; Li et al., 2023; Marks & Tegmark, 2023; Zhao et al., 2025). In terms of reasoning, past works have found steering vectors that can be used to control the strength of reasoning, e.g., longer or shorter CoT (Tang et al., 2025; Sun et al., 2025a; Chen et al., 2025a; Sheng et al., 2025) or different reasoning styles in CoT (Venhoff et al., 2025). We are the first to reveal that LLMs’ internal thinking process can also be mediated by steering vectors.

### 3. Measuring Step-wise Causality for Faithfulness in Reasoning

The faithfulness of CoT is defined *with respect to a target*, typically the model’s predicted answer. A lack of faithfulness arises when the model claims to rely on steps A, B, and C in its CoT, but internally disregards them (instead, e.g., relying on other shortcuts or biases (Turpin et al., 2023;

Arcuschin et al., 2025) to compute answers). In this case, those steps make no causal contribution to the prediction. Formally, we quantify the **causal contribution** of each reasoning step  $s$  in the CoT to the final answer  $y^*$ , which serves as the basis for determining its faithfulness. A step with genuine causal impact is a faithful **true-thinking step**, where the model indeed internally thinks through  $s$  in order to produce  $y^*$ . By contrast, a step with minimal causal impact is an unfaithful **decorative-thinking step**, where the model verbalizes a line of reasoning without following it internally.

**Notation and Setup.** We adopt notation following Rubin (1974); Pearl (2009). Let the input question be  $q$ , and let the model’s full chain of thought (CoT) for  $q$  be  $C^* = (s_1, s_2, \dots, s_n)$ , where each  $s_i$  denotes a reasoning step. At the current step  $s$  under evaluation (we omit the index  $i$  and directly use  $s$  for simplicity), we define the **context** as its preceding steps, i.e.,  $C = (s_1, s_2, \dots, s_{i-1})$ . To probe the model’s current prediction after any partial reasoning trace, we use early-exit answering by appending a standardized cue: `The final result is .` This approach, following Lanham et al. (2023); Fu et al. (2025); Yang et al. (2025); Tanneru et al. (2024); Bogdan et al. (2025), reliably elicits the model’s intermediate answer given the question  $q$  and reasoning prefix  $(C, s)$ . Let  $f(q, C, s)$  denote the model’s early-exit prediction after processing  $q$  with context  $C$  and step  $s$ . The *reference prediction* under the full reasoning trace is then defined as  $y^* := f(q, C^*)$ , representing the model’s final answer when all steps in the full CoT are intact.

**Indicator Variables.** We introduce the following binary random variables to formalize interventions on reasoning steps: (1) **Context indicator**  $C \in \{0, 1\}$ :  $C=1$  indicates an intact context (the original prefix  $C$ );  $C=0$  indicates a perturbed context in which all preceding steps are replaced by perturbed versions. We write  $c \in \{0, 1\}$  for a specific realization of  $C$ . (2) **Step toggle**  $X \in \{0, 1\}$ :  $X=1$  is the original step  $s$ ;  $X=0$  replaces it with a perturbed version  $s'$ . (3) **Outcome indicator**  $Y \in \{0, 1\}$ : Given  $f(q, C, s)$ , we define  $Y := \mathbf{1}\{f(q, C, s) = y^*\}$ , which measures whether the model’s early-exit prediction under the given intervention matches the full-CoT reference outcome.

**Perturbation Procedure.** To isolate the causal effect of each reasoning step, we create perturbed versions of steps and contexts by introducing *small random numerical offsets* to quantities appearing in the reasoning text (Lanham et al., 2023; Gao, 2023). These perturbations are minimal and preserve grammatical and semantic structure, ensuring that the modified step remains coherent but subtly altered. Additional implementation details are provided in Appendix A.

### 3.1. Context-based Average Treatment Effect

The Average Treatment Effect (ATE) (Rubin, 1974; Pearl, 2009) quantifies the causal effect of a binary intervention

$X \in \{0, 1\}$  on an outcome  $Y$  via Pearl’s  $\text{do}(\cdot)$  operator:

$$\text{ATE} = S_1 - S_0, \quad S_{x \in \{0,1\}} := \Pr(Y=1 \mid \text{do}(X=x)). \quad (1)$$

To evaluate the causal contribution of a reasoning step  $s$ , we condition on a *context setting*  $C \in \{0, 1\}$  and define a *context-based ATE*:

$$\text{ATE}(c) = S_1(c) - S_0(c), \quad (2)$$

$$S_{x \in \{0,1\}}(c) := \Pr(Y=1 \mid C=c, \text{do}(X=x)), \quad (3)$$

where  $c \in \{0, 1\}$  specifies the context regime and  $X$  toggles using the intact step  $s$  versus its perturbed counterpart  $s'$ . We consider two regimes: a) *Intact context* ( $C=1$ ): the original prefix  $C$  preceding  $s$  is kept as generated; b) *Perturbed context* ( $C=0$ ): all steps in  $C$  are minimally perturbed (e.g., by small numeric offsets), weakening associations between  $s$  and other steps so that the effect of  $s$  can be isolated.

**Scoring the outcome.** Let  $y^* := f(q, C^*)$  be the model’s reference answer obtained via *early-exit* on the full CoT, and let  $f(q, C, s)$  denote the early-exit prediction after a given  $(C, s)$ . Instead of the binary  $Y = \mathbf{1}\{f(\cdot) = y^*\}$ , we use the model’s confidence for the event  $y^*$ :  $\Pr(Y=1 \mid \cdot) \equiv \Pr(y^* \mid q, C, s)$ , giving  $S_x(c)$  a probabilistic (confidence-based) interpretation.

**Interpreting  $\text{ATE}_{\text{nec}}(1)$  vs.  $\text{ATE}_{\text{suf}}(0)$ .** Conditioning on  $C$  allows us to distinguish two complementary notions of causal relevance:

- **Necessity under intact context** ( $\text{ATE}_{\text{nec}}(1)$ ).

$$\begin{aligned} \text{ATE}_{\text{nec}}(1) &= \Pr(y^* \mid C=1, \text{do}(X=1)) \\ &\quad - \Pr(y^* \mid C=1, \text{do}(X=0)). \end{aligned}$$

This tests whether  $s$  is *needed* given the full, supportive context  $C$ . A low  $\text{ATE}_{\text{nec}}(1)$  indicates that removing  $s$  does not harm performance when other steps remain intact—what prior measures often label as “unnecessary.” However, this does *not* imply  $s$  is unfaithful; it may be redundant because other steps already suffice (an “OR” relation).

- **Sufficiency under perturbed context** ( $\text{ATE}_{\text{suf}}(0)$ ).

$$\begin{aligned} \text{ATE}_{\text{suf}}(0) &= \Pr(y^* \mid C=0, \text{do}(X=1)) \\ &\quad - \Pr(y^* \mid C=0, \text{do}(X=0)). \end{aligned}$$

This asks whether  $s$  can *on its own*—i.e., with weakened support from  $C$ —drive the model toward  $y^*$ . A high  $\text{ATE}_{\text{suf}}(0)$  suggests  $s$  is **sufficiently informative** to elicit the correct answer, capturing causal relevance even when  $s$  is not strictly necessary under the intact context.

Together,  $ATE_{nec}(1)$  (necessity) and  $ATE_{suf}(0)$  (sufficiency) provide a balanced view of **faithfulness**: a step can be causally meaningful by being necessary, sufficient, or both. The context perturbation operationalizes the “OR” case by dampening alternative pathways in  $\mathcal{C}$ , yielding a more reliable test of  $s$ ’s standalone impact.

**True-Thinking Score (TTS).** We define the faithfulness score of a step  $s$  with respect to the final result  $y^*$  as

$$TTS(s) = \frac{1}{2} (|S_1(1) - S_0(1)| + |S_1(0) - S_0(0)|). \quad (4)$$

A smaller  $TTS(s)$  indicates that the step has little causal influence on the model’s prediction: perturbing or keeping it leads to almost the same result. Thus, that step is more likely to be *decorative* rather than *true thinking*. For each context setting  $c$ , we measure the unsigned  $ATE(c)$ ,  $|ATE(c)| = |S_1(c) - S_0(c)|$ . The sign of  $ATE(c)$  reflects whether the step is helpful or harmful (e.g., the step is actually wrong) overall, but we are interested in *how much* the model truly thinks through the step in its internal computation, regardless of direction. Taking the absolute value thus captures the magnitude of a step’s causal effect and provides a broader measure of its importance. TTS is a continuous metric, where lower values indicate that a step is more decorative.

#### 4. Experimental Setup

**Models.** We conduct experiments on three different families of open-source reasoning models that have strong reasoning abilities and can generate long CoTs. For Qwen-2.5-7B and Llama-3.1-8B, we use the version fine-tuned on samples generated by Deepseek-R1 (Guo et al., 2025), i.e., Deepseek-R1-Distill-Qwen-7B and Deepseek-R1-Distill-Llama-8B. We also experiment with Nemotron-1.5B. These models can generate very long CoTs at test time. We use the maximum sequence length per model to avoid cut-off of reasoning traces during generation. We use greedy decoding for reproducibility and use the default prompting template for reasoning.

**Data.** We evaluate on different reasoning benchmarks: **AMC** (American Mathematics Competitions), **AIME** (American Invitational Mathematics Examination) from 2020–2024, the **MATH** dataset (Hendrycks et al., 2021), and CommonsenseQA (Talmor et al., 2019). For experiments in Section 6, we randomly sample 30% of cases as a heldout test set, 10 % of cases as validation set, and 60 % of cases as a training set.

#### 5. Evaluating Step-wise Causality in CoT

In this section, we present evaluation results for the TTS score, which measures the extent to which the model truly reasons through each step internally. Recent reasoning

models often produce long CoTs with many intermediate steps, incurring significant computational cost. We show that not each of these steps is truly used by the model in its internal reasoning process.

**The distribution of TTS is long-tailed.** As shown in Figure 3a, we find most steps have low scores, while only a few have very high scores. For example, as shown in Figure 3a on the AIME dataset of Qwen-2.5, the mean is around 0.03. Only 6.4% of CoT steps achieve a TTS greater than 0.3, and merely 2.3% exceed 0.7. This suggests that only a handful of verbalized steps in CoT are critical and faithfully followed by the model, whereas many others may not reliably reflect the model’s true inner thinking. Additionally, our experimental results highlight the importance of evaluating both when the context is intact and when it is perturbed. In Figure 3b, we observe disparities between  $ATE_{nec}(1)$  and  $ATE_{suf}(0)$  for the same step, for example, cases where  $ATE_{nec}(1)$  is low while  $ATE_{suf}(0)$  is high. This indicates that relying on the score computed solely under an intact or perturbed context can miss potential true-thinking steps. We confirm the same distribution pattern across different datasets (see Appendix C for mathematical reasoning and results on Commonsense reasoning in Appendix D). Overall, our results show that the majority of reasoning steps in CoT may be decorative and performative that have minimal causal contribution to LLMs’ prediction.

**Reasoning steps with high and low TTS are interleaved in a CoT.** Figure 3c illustrates that steps with high TTS scores can appear at different positions, though later steps are on average more likely to be true-thinking with higher TTS. These results indicate that labeling an entire CoT as either unfaithful post-rationalization or faithful computation (Emmons et al., 2025) is overly coarse. They also raise concerns about the reliability of monitoring LLMs by inspecting CoT (Baker et al., 2025), since individual steps may not always reflect the model’s true internal reasoning or be performed internally at all. Finally, our results suggest that **task difficulty does not necessarily lead to more faithful reasoning**: even on the AIME dataset that challenges recent models (Sun et al., 2025b), LLMs still produce many decorative-thinking steps in CoT. The distribution of low TTS steps on AIME mirrors that of simpler math datasets (Appendix C), challenging the common hypothesis that LLMs produce more faithful reasoning on harder problems (Emmons et al., 2025; Wang et al., 2025).

##### 5.1. Self-verification steps can be decorative

We leverage our defined TTS to evaluate whether LLMs are truly thinking at self-verification steps (often known as “aha moments”). Self-verification steps are often seen in recent LLMs’ CoT, e.g., “Wait, let me re-evaluate...”, which can help them achieve stronger reasoning performance (Guo

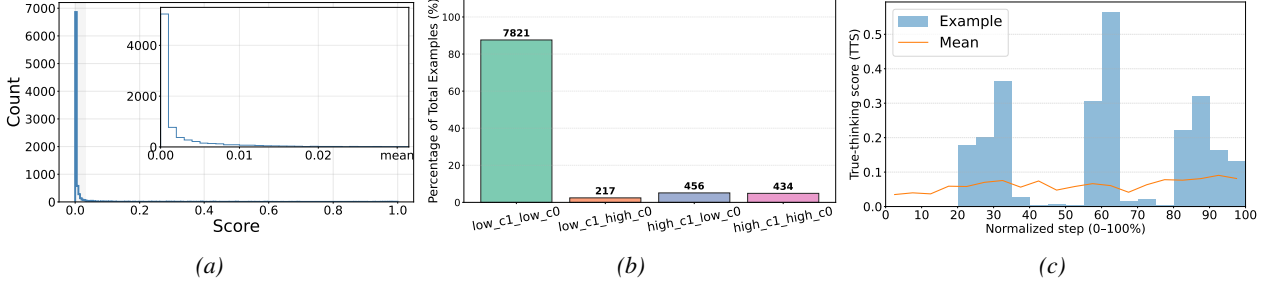


Figure 3. (a) The dataset-level distribution of the TTS score; (b) The distribution for  $\text{ATE}_{\text{nec}}(1)$  and  $\text{ATE}_{\text{sur}}(0)$  where *low* means  $\text{ATE}(\cdot)$  is below mean and *high* means  $\text{ATE}(\cdot)$  is above mean; (c) An example CoT case for TTS and the average TTS at different step percentile (normalized).

et al., 2025; Muennighoff et al., 2025; Snell et al., 2024; Jaech et al., 2024). However, our findings suggest that in some cases the model may appear to self-verify in CoT, while internally it does not actually perform those steps, and they make little contribution to its computation.

To identify decorative-thinking self-verification  $\mathcal{S}_{\text{DT-self-verify}}$ , we scan the self-verification steps and compute TTS. We define  $\mathcal{S}_{\text{DT-self-verify}} = (s_1, s_2, \dots, s_n)$  where  $\text{TTS}(s_i)$  is smaller than a threshold  $\beta$ . Notably, we observe cases where self-verification steps have near-zero TTS (see an instance in Figure 11 in the Appendix). For example, around 12% of the self-verification steps for Qwen-2.5 have TTS lower than 0.005, while 21% for Nemotron. We also find that perturbing the context steps before  $\mathcal{S}_{\text{DT-self-verify}}$  can always flip the model’s initial correct answers to wrong ones, though  $\mathcal{S}_{\text{DT-self-verify}}$  may contain ample information to lead the model to correct answers. Overall, those self-verification steps contribute minimally to the model’s computation of its answer. We further demonstrate that we can force the model to truly self-check its solution using steering vectors in Section 6.3, and provide more examples with different reasoning behaviors in Appendix G.

## 6. Mediating LLMs’ Internal Thought via Steering

In this section, we empirically show that, in LLMs, latent-space steering can mediate whether a verbalized reasoning step is internally followed or disregarded, via the identified TrueThinking direction.

**Extracting the TrueThinking direction.** We first detail how we extract the steering direction using TTS. Formally, for each layer  $l \in [1, L]$  in a Transformer-based (Vaswani et al., 2017) model, the hidden state for a token  $x_t$  in an input sequence  $\mathbf{x}$  is updated with self-attention modules that associate  $x_t$  with tokens  $x_{1:t}$  and a multi-layer perceptron:  $h_t^l(\mathbf{x}) = h_t^{l-1}(\mathbf{x}) + \text{Attn}^l(x_t) + \text{MLP}^l(x_t)$ . We focus on the residual stream activation  $h^l(s_t)$  of the last token position  $t$  for a step  $s$  at a layer  $l$ . At a layer  $l$ , we collect the hidden states of the most representative steps  $s_{\text{TT}}$  (where  $\text{TTS}(s_{\text{TT}})$

$\geq$  threshold  $\alpha$ ) and steps  $s_{\text{DT}}$  (where  $\text{TTS}(s_{\text{DT}}) \leq$  threshold  $\beta$ ). Following the difference-in-means approach (Marks & Tegmark, 2023; Arditi et al., 2024; Zhao et al., 2025), we compute the direction as the mean shift from  $\mu_{\text{TT}}^l = \text{mean}(h^l(s_{\text{TT}}))$  to  $\mu_{\text{DT}}^l = \text{mean}(h^l(s_{\text{DT}}))$  in the latent space.

$$v_{\text{TrueThinking}}^l = \mu_{\text{TT}}^l - \mu_{\text{DT}}^l. \quad (5)$$

This yields a steering vector that captures the model’s tendency to either sustain or truncate its reasoning process at that step. For steering at test time, we modify the residual stream for the hidden state of a test step in the example by using activation addition at a single layer  $l$ , i.e.,  $\bar{h}^l = h^l + v_{\text{TrueThinking}}^l$  to all tokens in the step.

To compute the TrueThinking direction, for all tested models we set the threshold  $\alpha=0.9$  for  $s_{\text{TT}}$ , while  $\beta=0$  for  $s_{\text{DT}}$ , which means perturbing those steps  $s_{\text{DT}}$  does not change model’s confidence at all. We emphasize that thresholding is used only to select the most representative steps for extracting the steering direction, while TTS itself is a continuous measure. The ablation study for thresholding is shown in Appendix F.1.

### 6.1. Steering setup and evaluation

**Comparison baselines for steering.** As baselines, we consider three approaches for layer-wise intervention apart from the TrueThinking direction. (1) steering directions extracted using DropStep: we adapt the evaluation metric of prior work (Tanneru et al., 2024; Lanham et al., 2023; Bogdan et al., 2025; Wang et al., 2025) for the faithfulness of reasoning steps, which compares prediction confidence before and after appending step  $s$ , i.e.,  $P(y_{\text{GT}}|q, \mathcal{C}, o) - P(y_{\text{GT}}|q, \mathcal{C})$ , to identify faithful and unfaithful steps. Those steps are then used to extract a steering direction following the same method as the TrueThinking direction. (2) Random steering vector: we generate a random vector with the same dimensionality and norm as the TrueThinking direction to test whether our identified direction encodes meaningful information. (3) Attention scaling: we scale the attention weights of the tokens of step  $s$  at a



Dataset / Method	Attention scaling		Random vector		DropStep direction		TrueThinking direction	
	ET	DT	ET	DT	ET	DT	ET	DT
<i>AMC</i>								
Qwen-2.5	6.2	25.0	4.0	26.9	1.5	28.6	<b>55.0</b>	<b>55.7</b>
Llama-3.1	<b>24.8</b>	20.5	3.5	20.6	10.5	32.4	17.6	<b>35.3</b>
Nemotron	5.1	27.2	4.5	45.5	9.0	45.4	<b>35.7</b>	<b>54.5</b>
<i>MATH</i>								
Qwen-2.5	10.0	23.9	2.0	30.2	2.5	17.7	<b>49.8</b>	<b>69.2</b>
Llama-3.1	7.5	35.4	5.0	47.9	11.0	52.1	<b>14.0</b>	<b>54.2</b>
Nemotron	21.7	42.7	21.5	44.6	6.5	45.1	<b>59.5</b>	<b>56.3</b>
<i>AIME</i>								
Qwen-2.5	9.3	25.0	1.5	21.4	1.5	14.3	<b>55.5</b>	<b>53.6</b>
Llama-3.1	6.3	35.2	2.5	29.4	5.0	41.1	<b>38.0</b>	<b>47.1</b>
Nemotron	12.0	70.6	6.5	76.5	4.5	79.5	<b>39.0</b>	<b>91.2</b>

Table 1. Top-1 flip rate among all layers (%)  $\uparrow$  in the Engagement Test (ET) and the Disengagement Test (DT). We use flip rate as the metric, measuring how often steering changes the model’s initial prediction. AMC dataset is in-domain evaluation where TrueThinking directions are extracted, while the other two datasets are for out-of-domain evaluation.

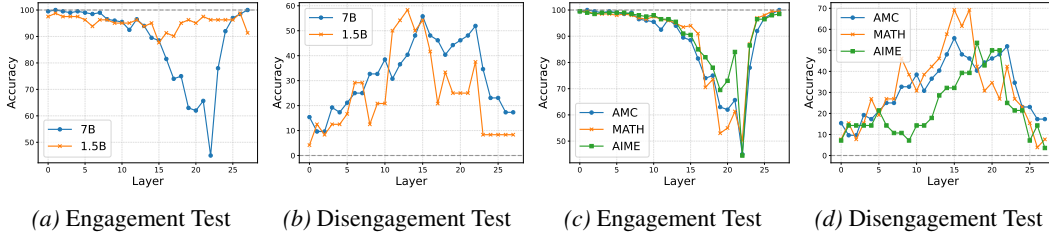


Figure 4. Layer-wise results of steering with the TrueThinking vector. In the Engagement Test, stronger intervention is reflected by lower accuracy (more right  $\rightarrow$  wrong flips); In the Disengagement Test, by higher accuracy (more wrong  $\rightarrow$  right flips). Figures (a–b): layer-wise results on AMC for DeepSeek-R1-Distill-Qwen-7B and its 1.5B variant under the Engagement Test and the Disengagement Test. Figures (c–d): cross-domain results, where the TrueThinking direction is extracted on AMC and applied to MATH and AIME.

layer during inference time, with scale=100 encouraging the model to think through the step and scale=0 suppressing it.

**Causal test cases for steering.** We construct two steering test cases to investigate the mechanism of LLMs’ thinking in CoT. **(1) Engagement Test: Can steering make the model think through a step in CoT it ignores?** We consider cases where  $f(q, C) = y_{GT}$  and  $f(q, C, s') = y_{GT}$ . Namely, the model still obtains the ground-truth answer  $y_{GT}$  despite the perturbed step  $s'$ . If we apply a steering direction  $v^l$  to the hidden state of  $s'$ , and the model’s correct answer flips to an incorrect one ( $f^{+v^l}(q, C, s') \neq y_{GT}$ ), this indicates that the steering has forced the model to reason over  $s'$  in its internal thinking, thus following the errors injected into  $s'$ . **(2) Disengagement Test: Can steering along the reverse direction make the model disregard a step internally?** On the other hand, we consider the reverse cases where the model first predicts the correct answer, i.e.,  $f(q, C) = y_{GT}$ , but including a perturbed step  $s'$  causes it to fail:  $f(q, C, s') \neq y_{GT}$ . If applying a steering direction  $-v^l$  to  $s'$  flips the wrong answer to the correct answer ( $f^{-v^l}(q, C, s') = y_{GT}$ ), then the intervention has made the model disregard the step  $s'$  in its internal thinking. All test

examples are drawn from a held-out set according to the two cases described above to ensure fair comparison among different steering methods.

## 6.2. LLMs encode a steerable latent signal of “thinking”

We find that a simple linear TrueThinking direction can mediate whether LLMs truly reason over a verbalized step. As shown in Table 1, steering with the (reverse) TrueThinking direction reliably flips predictions in both tests. In the Disengagement Test, it effectively prevents the model from using the perturbed step  $s'$ , with effects far stronger than those of random vectors. This shows that suppression of step use with the reverse TrueThinking direction in the Disengagement Test arises from a meaningful signal rather than noise, confirming that the TrueThinking direction captures a genuine internal representation of *thinking*. Additionally, the TrueThinking direction derived from our TTS can produce stronger and more consistent intervention effects than the steering directions extracted using DropStep of past works (Tanneru et al., 2024; Lanham et al., 2023; Bogdan et al., 2025; Wang et al., 2025), especially in Engagement Test. The inferior steering

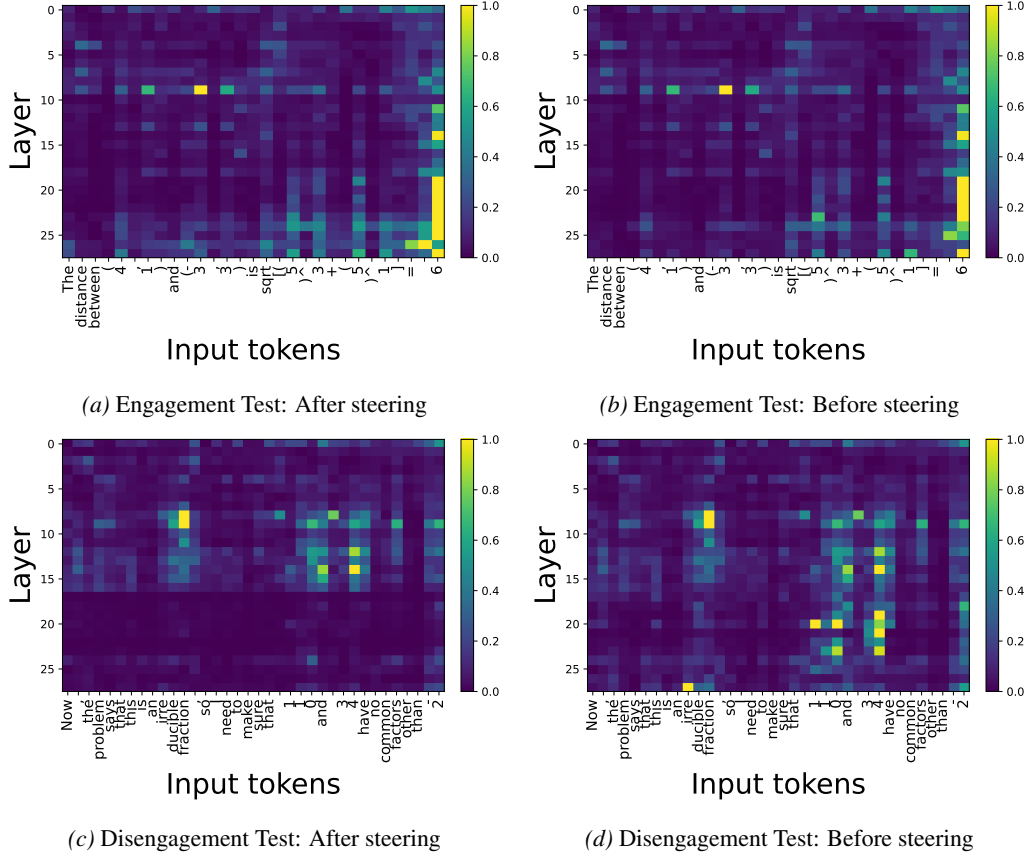


Figure 5. Normalized attention scores of the step in the Engagement Test and the Disengagement Test before and after steering. (a–b) Applying the TrueThinking direction to a step increases the model’s attention to it. (c–d) Applying the reverse TrueThinking direction decreases the model’s attention.

performance implies that existing evaluation metrics may mischaracterize the faithfulness of reasoning steps in CoT.

On the other hand, our experiments across datasets show that **the latent signal controlling whether a step engages in internal thinking is universal**. As seen in Table 1, the TrueThinking direction extracted on AMC generalizes well to other datasets across all models, indicating a model-internal mechanism of thinking rather than a dataset-specific artifact. For instance, in the Qwen model, layer 15–22 consistently yield the strongest intervention performance across all three datasets (Figure 4c–4d), suggesting these intermediate layers concentrate latent reasoning. We also compare models with different sizes in the same model family. Similar patterns hold for the much smaller Qwen-2.5-1.5B model (Figure 4a and Figure 4b) and larger 14B model (Figure 9 in Appendix E). Steering along the TrueThinking direction (to induce the step use in LLMs’ internal reasoning) is weaker for smaller models, whereas the results in the Disengagement Test are comparable.

**Steering with the TrueThinking direction mediates LLMs’ attention.** We find that steering with the True-

Thinking direction can reallocate attention among tokens. In Disengagement Test, steering in the reverse TrueThinking direction (for example, when applied at Layer 17) reduces attention to the perturbed tokens (see examples in Figures 5c and 5d of the Appendix), causing the model to largely disregard them. Similarly, steering along the TrueThinking direction increases attention to the step (see examples in Figure 5a and Figure 5b of Appendix). Overall, when steering along the TrueThinking direction, the attention of the steered tokens will increase on average by 193% and steering along the reverse direction will decrease the attention by 32.3% across the layers. In comparison, directly scaling attention on step tokens in a layer does not always yield noticeable effects. As shown in Table 1, in the Disengagement Test, masking attention (i.e., setting coefficients to 0) at a layer can partially flip answers, but in the Engagement Test its impact is weak, suggesting that attention alone cannot mediate the LLMs’ thinking process. We hypothesize that LLMs employ a directional reasoning *circuit* (Marks et al., 2024; Prakash et al., 2025), where the model first decides whether to engage in reasoning for a step and only then modulates attention, which may be irreversible through direct atten-



tion scaling. We leave understanding the relation between attention and the reasoning mechanism for future work.

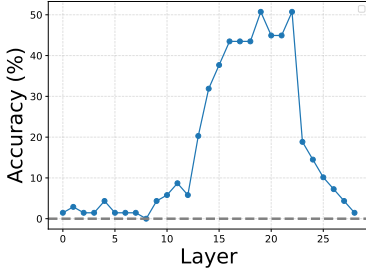


Figure 6. Layer-wise results after steering the model to truly self-verify their reasoning steps. Initially, the test accuracy is zero without steering, as the model ignores its self-verification steps in CoT and outputs wrong answers.

### 6.3. Steering LLMs for true self-verification

As shown in Section 5.1, self-verification in CoT can contain decorative-thinking steps. In this section, we focus on a realistic setting in which the model fails to follow correct steps in self-verification  $\mathcal{S}_{\text{DT-self-verify}}$  and is instead misled by incorrect previous steps  $\mathcal{C}'$ , resulting in a wrong prediction, i.e.,  $f(q, \mathcal{C}', \mathcal{S}_{\text{DT-self-verify}}) \neq y_{\text{GT}}$ . We investigate whether steering along the TrueThinking direction can force the model to truly think through steps in  $\mathcal{S}_{\text{DT-self-verify}}$  and thus restore the correct answer. We apply the TrueThinking direction to the tokens in  $\mathcal{S}_{\text{DT-self-verify}}$ , encouraging the model to genuinely think through  $\mathcal{S}_{\text{DT-self-verify}}$  and measuring how much this steering restores the correct answer.

We find that steering along the TrueThinking direction can at best recover around 51% of the cases where the models do not follow their correct self-verification steps in CoT and give wrong answers (layer-wise results shown in Figure 6). Remarkably, the layer with the strongest steering effect aligns with the layer identified in Section 6.2, suggesting that certain layers may play a special role in determining whether reasoning steps are engaged in the model’s internal computation. Beyond interpretability, this finding points toward applications in efficient reasoning: the discovered TrueThinking direction could be leveraged to maximize token utilization, ensuring the model truly reasons over each generated token rather than producing superficially coherent but unused reasoning steps.

## 7. Conclusions

We propose a step-wise causality framework to evaluate CoT faithfulness, revealing that *true-thinking* and *decorative-thinking* steps are interleaved: only a small subset are *true-thinking* that causally influence predictions, whereas most are *decorative-thinking* that merely create the appearance of reasoning and have minimal causal impact on predictions. Mechanistically, we demonstrate that whether a reasoning step in CoT contributes to a model’s computation can be controlled by a TrueThinking direction,

enabling causal steering for the model to either follow or disregard that step in its internal thinking process. Overall, our findings show that many steps in CoT do not faithfully reflect an LLM’s internal thinking: models may verbalize reasoning they do not perform. This raises concerns about both the efficiency of LLMs’ reasoning and the reliability of relying on CoT to monitor LLMs for safety.

## 8. Limitations

Our causal evaluation framework is inherently approximate. It is greedy in nature and may not capture all possible causal pathways, nor does it aim to reconstruct a complete causal graph of reasoning steps. Thus, it should be viewed as a probe that highlights representative *true-thinking* and *decorative-thinking* steps rather than a definitive oracle of internal reasoning. In addition, the TrueThinking direction we extract may not be optimal. We regard our findings as an existence proof that internal thinking can be mediated by steering directions, and we leave the development of more effective directions and a deeper understanding of their geometry to future work. We cannot experiment on larger frontier models due to limited computational resources, and our findings may therefore not fully generalize to those untested settings. Nonetheless, by demonstrating effectiveness across several accessible models, we establish a general evaluation framework for analyzing and interpreting the thinking process in CoT.

Our TTS computation can be costly as it requires different runs. However, in this work, we do not aim to propose an efficient real-time detector, but in the first place, we need a theoretically sound way to reveal whether steps in CoT are faithful. Future work can leverage the TrueThinking direction to construct a latent monitor by comparing it with the hidden states.

## 9. Impact Statement

Our work reveals that LLMs can verbalize CoT steps that do not reflect the reasoning processes actually used internally. We further show that such discrepancies can be influenced by latent steering vectors, suggesting that externally expressed reasoning can be decoupled from internal computation. More broadly, this raises the possibility that LLMs could conceal their true internal decision processes while presenting plausible reasoning steps to users. Such behavior introduces a potential threat model in which models may appear transparent or aligned while internally operating differently. Our findings highlight the need for further research into the reliability of CoT-based interpretability and the development of safeguards against misleading or strategically generated explanations.

## References

- Arcuschin, I., Janiak, J., Krzyzanowski, R., Rajamanoharan, S., Nanda, N., and Conmy, A. Chain-of-thought reasoning in the wild is not always faithful. *arXiv preprint arXiv:2503.08679*, 2025.
- Arditi, A., Obeso, O., Syed, A., Paleka, D., Panickssery, N., Gurnee, W., and Nanda, N. Refusal in language models is mediated by a single direction. *Advances in Neural Information Processing Systems*, 37:136037–136083, 2024.
- Baker, B., Huizinga, J., Gao, L., Dou, Z., Guan, M. Y., Madry, A., Zaremba, W., Pachocki, J., and Farhi, D. Monitoring reasoning models for misbehavior and the risks of promoting obfuscation. *arXiv preprint arXiv:2503.11926*, 2025.
- Bogdan, P. C., Macar, U., Nanda, N., and Conmy, A. Thought anchors: Which llm reasoning steps matter? *arXiv preprint arXiv:2506.19143*, 2025.
- Chen, R., Zhang, Z., Hong, J., Kundu, S., and Wang, Z. Seal: Steerable reasoning calibration of large language models for free. *arXiv preprint arXiv:2504.07986*, 2025a. doi: 10.48550/arXiv.2504.07986. URL <https://arxiv.org/abs/2504.07986>.
- Chen, Y., Benton, J., Radhakrishnan, A., Uesato, J., Denison, C., Schulman, J., Somani, A., Hase, P., Wagner, M., Roger, F., et al. Reasoning models don’t always say what they think. *arXiv preprint arXiv:2505.05410*, 2025b.
- Chua, J. and Evans, O. Are deepseek r1 and other reasoning models more faithful? *arXiv preprint arXiv:2501.08156*, 2025.
- Deng, Y., Prasad, K., Fernandez, R., Smolensky, P., Chaudhary, V., and Shieber, S. Implicit chain of thought reasoning via knowledge distillation. *arXiv preprint arXiv:2311.01460*, 2023. doi: 10.48550/arXiv.2311.01460.
- Emmons, S., Jenner, E., Elson, D. K., Saurous, R. A., Rajamanoharan, S., Chen, H., Shafkat, I., and Shah, R. When chain of thought is necessary, language models struggle to evade monitors. *arXiv preprint arXiv:2507.05246*, 2025.
- Fu, Y., Wang, X., Tian, Y., and Zhao, J. Deep think with confidence. *arXiv preprint arXiv:2508.15260*, 2025.
- Gao, L. Shapley value attribution in chain of thought. URL <https://www.lesswrong.com/posts/FX5JmftqL2j6K8dn4/shapley-value-attribution-in-chain-of-thought>, 2023.
- Golovneva, O., Chen, M., Poff, S., Corredor, M., Zettlemoyer, L., Fazel-Zarandi, M., and Celikyilmaz, A. Roscoe: A suite of metrics for scoring step-by-step reasoning. *arXiv preprint arXiv:2212.07919*, 2022.
- Goyal, S., Ji, Z., Rawat, A. S., Menon, A. K., Kumar, S., and Nagarajan, V. Think before you speak: Training language models with pause tokens. *arXiv preprint arXiv:2310.02226*, 2023.
- Guo, D., Yang, D., Zhang, H., Song, J., Zhang, R., Xu, R., Zhu, Q., Ma, S., Wang, P., Bi, X., et al. Deepseek-r1: Incentivizing reasoning capability in llms via reinforcement learning. *arXiv preprint arXiv:2501.12948*, 2025.
- Hao, S., Sukhbaatar, S., Su, D., Li, X., Hu, Z., Weston, J. E., and Tian, Y. Training large language models to reason in a continuous latent space. *arXiv preprint arXiv:2412.06769*, 2024.
- Hendrycks, D., Burns, C., Kadavath, S., Arora, A., Basart, S., Tang, E., Song, D., and Steinhardt, J. Measuring mathematical problem solving with the math dataset. *arXiv preprint arXiv:2103.03874*, 2021.
- Jaech, A., Kalai, A., Lerer, A., Richardson, A., El-Kishky, A., Low, A., Helyar, A., Madry, A., Beutel, A., Carney, A., et al. Openai o1 system card. *arXiv preprint arXiv:2412.16720*, 2024.
- Kang, Y., Sun, X., Chen, L., and Zou, W. C3ot: Generating shorter chain-of-thought without compromising effectiveness. In *Proceedings of the AAAI Conference on Artificial Intelligence*, volume 39, pp. 24312–24320, 2025.
- Korbak, T., Balesni, M., Barnes, E., Bengio, Y., Benton, J., Bloom, J., Chen, M., Cooney, A., Dafoe, A., Dragan, A., et al. Chain of thought monitorability: A new and fragile opportunity for ai safety. *arXiv preprint arXiv:2507.11473*, 2025.
- Lanham, T., Chen, A., Radhakrishnan, A., Steiner, B., Denison, C., Hernandez, D., Li, D., Durmus, E., Hubinger, E., Kernion, J., et al. Measuring faithfulness in chain-of-thought reasoning. *arXiv preprint arXiv:2307.13702*, 2023.
- Li, K., Patel, O., Viégas, F., Pfister, H., and Wattenberg, M. Inference-time intervention: Eliciting truthful answers from a language model. *Advances in Neural Information Processing Systems*, 36:41451–41530, 2023.
- Ma, W., He, J., Snell, C., Griggs, T., Min, S., and Zaharia, M. Reasoning models can be effective without thinking. *arXiv preprint arXiv:2504.09858*, 2025.
- Marks, S. and Tegmark, M. The geometry of truth: Emergent linear structure in large language model representations of true/false datasets. *arXiv preprint arXiv:2310.06824*, 2023.
- Marks, S., Rager, C., Michaud, E. J., Belinkov, Y., Bau, D., and Mueller, A. Sparse feature circuits: Discovering and

- editing interpretable causal graphs in language models. *arXiv preprint arXiv:2403.19647*, 2024.
- Muennighoff, N., Yang, Z., Shi, W., Li, X. L., Fei-Fei, L., Hajishirzi, H., Zettlemoyer, L., Liang, P., Candès, E., and Hashimoto, T. s1: Simple test-time scaling. *arXiv preprint arXiv:2501.19393*, 2025.
- Pearl, J. *Causality*. Cambridge university press, 2009.
- Pfau, J., Merrill, W., and Bowman, S. R. Let’s think dot by dot: Hidden computation in transformer language models. *arXiv preprint arXiv:2404.15758*, 2024.
- Prakash, N., Shapira, N., Sharma, A. S., Riedl, C., Belinkov, Y., Shaham, T. R., Bau, D., and Geiger, A. Language models use lookbacks to track beliefs. *arXiv preprint arXiv:2505.14685*, 2025.
- Rubin, D. B. Estimating causal effects of treatments in randomized and nonrandomized studies. *Journal of educational Psychology*, 66(5):688, 1974.
- Sheng, L., Zhang, A., Wu, Z., Zhao, W., Shen, C., Zhang, Y., Wang, X., and Chua, T. On reasoning strength planning in large reasoning models. *arXiv preprint arXiv:2506.08390*, 2025. doi: 10.48550/arXiv.2506.08390. URL <https://arxiv.org/abs/2506.08390>.
- Snell, C., Lee, J., Xu, K., and Kumar, A. Scaling llm test-time compute optimally can be more effective than scaling model parameters. *arXiv preprint arXiv:2408.03314*, 2024.
- Song, J., Jo, D., Kim, Y., and Kim, J.-J. Reasoning path compression: Compressing generation trajectories for efficient llm reasoning. *arXiv preprint arXiv:2505.13866*, 2025.
- Sun, C., Yan, G., and Weng, T. Thinkedit: Interpretable weight editing to mitigate overly short thinking in reasoning models. *arXiv preprint arXiv:2503.22048*, 2025a. doi: 10.48550/arXiv.2503.22048. URL <https://arxiv.org/abs/2503.22048>.
- Sun, H., Min, Y., Chen, Z., Zhao, W. X., Fang, L., Liu, Z., Wang, Z., and Wen, J.-R. Challenging the boundaries of reasoning: An olympiad-level math benchmark for large language models. *arXiv preprint arXiv:2503.21380*, 2025b.
- Talmor, A., Herzig, J., Lourie, N., and Berant, J. Commonsenseqa: A question answering challenge targeting commonsense knowledge. In *Proceedings of the 2019 Conference of the North American Chapter of the Association for Computational Linguistics: Human Language Technologies, Volume 1 (Long and Short Papers)*, pp. 4149–4158, 2019.
- Tang, X., Wang, X., Lv, Z., Min, Y., Zhao, W. X., Hu, B., Liu, Z., and Zhang, Z. Unlocking general long chain-of-thought reasoning capabilities of large language models via representation engineering. *arXiv preprint arXiv:2503.11314*, 2025. doi: 10.48550/arXiv.2503.11314. URL <https://arxiv.org/abs/2503.11314>. ACL 2025.
- Tanneru, S. H., Ley, D., Agarwal, C., and Lakkaraju, H. On the hardness of faithful chain-of-thought reasoning in large language models. *arXiv preprint arXiv:2406.10625*, 2024.
- Tigges, C., Hollinsworth, O. J., Geiger, A., and Nanda, N. Linear representations of sentiment in large language models. *arXiv preprint arXiv:2310.15154*, 2023.
- Turner, A. M., Thiergart, L., Leech, G., Udell, D., Vazquez, J. J., Mini, U., and MacDiarmid, M. Steering language models with activation engineering. *arXiv preprint arXiv:2308.10248*, 2023.
- Turpin, M., Michael, J., Perez, E., and Bowman, S. Language models don’t always say what they think: Unfaithful explanations in chain-of-thought prompting. *Advances in Neural Information Processing Systems*, 36: 74952–74965, 2023.
- Tutek, M., Chaleshtori, F. H., Marasović, A., and Belinkov, Y. Measuring chain of thought faithfulness by unlearning reasoning steps. In *Proceedings of the 2025 Conference on Empirical Methods in Natural Language Processing*, pp. 9946–9971, 2025.
- Vaswani, A., Shazeer, N., Parmar, N., Uszkoreit, J., Jones, L., Gomez, A. N., Kaiser, L., and Polosukhin, I. Attention is all you need. *Advances in neural information processing systems*, 30, 2017.
- Venhoff, C., Arcuschin, I., Torr, P., Conmy, A., and Nanda, N. Understanding reasoning in thinking language models via steering vectors. *arXiv preprint arXiv:2506.18167*, 2025.
- Von Rütte, D., Anagnostidis, S., Bachmann, G., and Hofmann, T. A language model’s guide through latent space. *arXiv preprint arXiv:2402.14433*, 2024.
- Wang, Z., Zeng, X., Liu, W., Wang, Y., Li, L., Wang, Y., Shang, L., Jiang, X., Liu, Q., and Wong, K.-F. Chain-of-probe: Examining the necessity and accuracy of CoT step-by-step. In *Findings of the Association for Computational Linguistics: NAACL 2025*, 2025.
- Wollschläger, T., Elstner, J., Geisler, S., Cohen-Addad, V., Günnemann, S., and Gasteiger, J. The geometry of refusal in large language models: Concept cones and representational independence. In *Forty-second International Conference on Machine Learning*, 2025.

- Xia, H., Leong, C. T., Wang, W., Li, Y., and Li, W. Token-skip: Controllable chain-of-thought compression in llms. *arXiv preprint arXiv:2502.12067*, 2025.
- Xiong, Z., Chen, S., Qi, Z., and Lakkaraju, H. Measuring the faithfulness of thinking drafts in large reasoning models. *arXiv preprint arXiv:2505.13774*, 2025.
- Yang, C., Si, Q., Duan, Y., Zhu, Z., Zhu, C., Li, Q., Lin, Z., Cao, L., and Wang, W. Dynamic early exit in reasoning models. *arXiv preprint arXiv:2504.15895*, 2025.
- Yang, S., Gribovskaya, E., Kassner, N., Geva, M., and Riedel, S. Do large language models latently perform multi-hop reasoning? *arXiv preprint arXiv:2402.16837*, 2024.
- Yee, E., Li, A., Tang, C., Jung, Y. H., Paturi, R., and Bergen, L. Dissociation of faithful and unfaithful reasoning in llms. *arXiv preprint arXiv:2405.15092*, 2024.
- Yu, X., Wang, Z., Yang, L., Li, H., Liu, A., Xue, X., Wang, J., and Yang, M. Causal sufficiency and necessity improves chain-of-thought reasoning. *arXiv preprint arXiv:2506.09853*, 2025.
- Zhao, J., Huang, J., Wu, Z., Bau, D., and Shi, W. Llms encode harmfulness and refusal separately. *arXiv preprint arXiv:2507.11878*, 2025.

## A. Implementations

**Perturbing reasoning steps.** We treat sentences as distinct reasoning steps, as prior work has shown that each sentence can serve a different function within a reasoning trace (Bogdan et al., 2025). We follow prior work (Lanham et al., 2023; Gao, 2023) and add small random offsets (chosen from  $[-3, -2, -1, 1, 2, 3]$ ) to the numbers in a reasoning step. This keeps the perturbation minimal so that the step remains largely unchanged in token length, wording, and underlying logic. We can therefore reasonably attribute any confidence changes caused by the perturbation to the model’s treatment of the original step. For steps that do not contain numerical values, we also follow prior work (Bogdan et al., 2025; Tanneru et al., 2024; Wang et al., 2025) by dropping them as a perturbation to measure the influence of those sentences. For perturbing context steps, we only change numerical values.

## B. More related work

**Detailed analysis of existing evaluation frameworks of faithfulness for CoT.** Many recent works have sought to evaluate the faithfulness of reasoning traces. Most, however, focus on the CoT as a whole, providing suggestive evidence that the CoT is not faithful without analyzing each step. The existing evaluation methods can be summarized as,

- **Hint-based evaluation:** Most prior studies (Chen et al., 2025b; Arcuschin et al., 2025; Chua & Evans, 2025; Turpin et al., 2023) consider simple multiple-choice questions rather than complex reasoning tasks. Hints are injected into questions that the model initially failed to solve. A faithful CoT should explicitly acknowledge the use of hints in deriving the correct answer (Chua & Evans, 2025; Chen et al., 2025b). Relatedly, Arcuschin et al. (2025); Turpin et al. (2023) insert biasing features into questions and observe whether the model’s answer changes. If so, the CoT is deemed unfaithful, as the prediction is driven by bias in the prompt. Yet, those framework setups are not generalizable to practical reasoning problems, and cannot reveal the faithfulness of individual steps.
- **Perturbation-based evaluation:** Errors are injected into a correct reasoning step, and its following reasoning traces are resampled (Gao, 2023; Lanham et al., 2023). If the model’s predicted answer remains unchanged at last, the CoT is considered unfaithful since the error inserted was ignored. However, this criterion may be unreliable: the model may instead detect and correct the error in later resampled steps. Yee et al. (2024); Xiong et al. (2025) try to address this by tracking resampled steps.

- **Early-exit answering:** Early-exit cues are inserted after a reasoning step to test whether the model can already produce a correct answer (Lanham et al., 2023; Tanneru et al., 2024). A correct early-exit answer suggests the CoT may be unfaithful (Lanham et al., 2023) since further steps are unnecessary to model’s answer. Tanneru et al. (2024) further computes the change in the model’s answer confidence before and after each reasoning step when using early-exit answering. Yet unnecessary may not be equivalent to unfaithfulness. The fact that a model arrives at the correct answer early and maintains it does not necessarily imply that it ignores subsequent reasoning steps. This view overlooks important cases where the model continues to engage in those steps, for example, faithfully performing self-verification to consolidate or reinforce earlier predictions.

On the other hand, conceptually, CoTs have also been hypothesized as either *CoT-as-computation* or *CoT-as-rationalization* (Emmons et al., 2025). However, our analysis in Section 5 reveals a more nuanced picture: reasoning traces in CoT often interleave steps that genuinely drive computation with others that merely pretend reasoning.

**CoT pruning.** Our work is also broadly related to CoT compression (Xia et al., 2025; Song et al., 2025; Kang et al., 2025; Yu et al., 2025) and important steps analysis (Golovneva et al., 2022). However, those works are different from “faithfulness” as they focus on the semantics of verbalized steps for analysis and do not look into the underlying causality. For example, Xia et al. (2025) prune long CoTs into shorter sentences with equivalent meanings for LLMs without degrading performance. But that does not mean pruned steps do not causally contribute to the model’s answer. Our work may suggest similar results that there exist shorter alternative CoTs leading the model to get the same answers, but they do not solve whether a step truly engages with the model’s internal computation, and the internal mechanism of LLMs’ thinking process is still unclear. Yu et al. (2025) reframe CoT pruning into the Probability of Necessity and Sufficiency (PNS) framework (Pearl, 2009), but it focuses on estimating the necessity of each step using counterfactual intervention in a similar way to prior works (Lanham et al., 2023; Yee et al., 2024; Bogdan et al., 2025): They perturb an intermediate step while keeping all preceding steps intact, then resample the subsequent steps using a rollout model. The resulting reasoning trace is evaluated by a validator model to assess whether the initial step is necessary. Although they are framed into PNS, their measurement of sufficiency and necessity is restricted to contexts where the prior steps remain unchanged, which corresponds to ATE(1) in our framework. From a faithfulness perspective, this neglects disjunctive cases where a step is

<b>Question</b>	Where would you find magazines alongside many other printed works?
<b>Options</b>	A doctor      B ✓ bookstore      C market      D train station      E mortuary
<b>Original rationale</b>	...bookstores are designed to sell both books and periodicals...
<b>Perturbed rationale</b>	...train stations are designed to sell both books and periodicals...

Table 2. Example multiple-choice question with original vs. perturbed rationale.

not strictly necessary for producing the correct answer but still reflects genuine reasoning. They also neglect that the model can realize and correct the previously-perturbed step in the rollout steps (Yee et al., 2024).

### C. More Experimental Results of TTS

As shown in Figure 7, we observe a similar long-tail distribution of TTS across different datasets. Steps with larger TTS are sparse, while the most of steps have relatively low TTS. Additionally, as shown in Figure 7b and Figure 7d, on different datasets, we still observe that there exist ample examples where  $ATE_{nec}(1)$  and  $ATE_{sur}(0)$  of the same step are very different.

### D. Results on Commonsense Reasoning

We apply TTS and the TrueThinking direction to commonsense reasoning to test the generalizability of our framework to more generic reasoning cases. We use CommonsenseQA (Talmor et al., 2019) as our test data. Since commonsense reasoning is predominantly non-numeric, standard intervention schemes that rely on perturbing numerical values are not suitable in this setting. To apply interventions on such content, we prompt a separate large language model (GPT-5) to produce subtle, semantically coherent distortions of the initial reasoning step. This makes perturbation applicable to different reasoning scenarios. An example perturbed rationale is shown in Table 2.

As shown in Figure 8a and Figure 8b, the distribution of TTS on Commonsense reasoning is long-tailed, which is similar to the patterns observed on mathematical reasoning.

Furthermore, we conduct the steering tests (explained in Section 6) on the examples of Commonsense QA. Specifically, we use the same TrueThinking direction extracted from AMC dataset for steering (the same setting as Table 1). The steering results are shown in Figure 8c. Noticeably, the TrueThinking direction can still mediate the reasoning behaviors on CommonsenseQA when applied to the middle layers. This strongly indicates the generalizability of TrueThinking direction and suggests that LLMs encode a

specific variable for true-thinking behaviors.

### E. Steering Results on Larger Models

Beyond the 1.5B and 7B models in Figure 4a and Figure 4b, we further demonstrate that the TrueThinking direction generalizes to a larger 14B model. As shown in Figure 9, we can similarly modulate the 14B model’s reasoning behavior, controlling whether it engages or disengages with reasoning steps by steering the hidden states in the middle layers along or against TrueThinking direction.

### F. Ablation study

#### F.1. Threshold of TTS for extracting steering directions

In this section, we ablate the threshold for selecting true-thinking steps when extracting the TrueThinking vector. Our goal is to better understand the scale of TTS, that is, how low a score may already indicate decorative thinking and how high a score reflects true thinking. We use steering performance as an indirect probe of how TTS correlates with the internal engagement of steps in reasoning.

When extracting steering directions with difference-in-means, the steps with zero TTS are treated as decorative-thinking steps ( $s_{DT}$ ), while we use steps from different ranges of TTS as true-thinking steps ( $s_{TT}$ ). As shown in Figure 10, when TrueThinking directions are computed from steps drawn from increasingly higher TTS ranges, the steering effect grows roughly linearly. In contrast, using steps with TTS below 0.03 yields negligible steering, suggesting these steps are internally treated as decorative, similarly to those with zero TTS. Because the TrueThinking directions are computed as the difference in mean hidden states between true and decorative steps (Eq. 5), negligible steering effects mean the direction fails to capture the meaningful distinction between decorative and true thinking.

Overall, this analysis reveals an implicit decision boundary in the model’s internal space: while the distribution of TTS is very long-tailed and high-TTS steps are rare, larger TTS indeed corresponds to genuinely influential reasoning. We leave further in-depth study of the geometry (Wollschläger et al., 2025) of hidden states and TrueThinking directions in the latent space as future work.

#### F.2. Averaging over $ATE(c)$ for TTS

We compare using only  $ATE(1)$  in TTS with the complete TTS to identify true-thinking steps. This slightly differs from the DropStep method in Table 3, which is adopted by past works (Tanneru et al., 2024; Lanham et al., 2023; Wang et al., 2025; Bogdan et al., 2025). DropStep defines  $ATE(1)$  with step removal as the perturbation, i.e.,  $ATE(1)^{drop} = P(y^* | C, s) - P(y^* | C)$ . In contrast, here



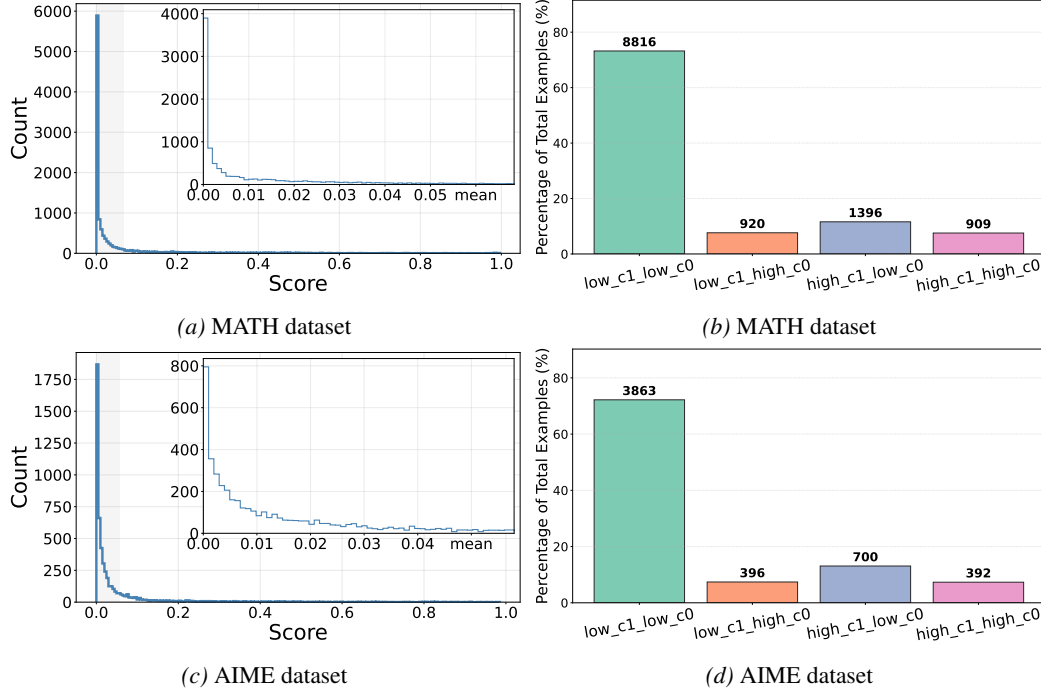


Figure 7. Distribution of TTS on different datasets.

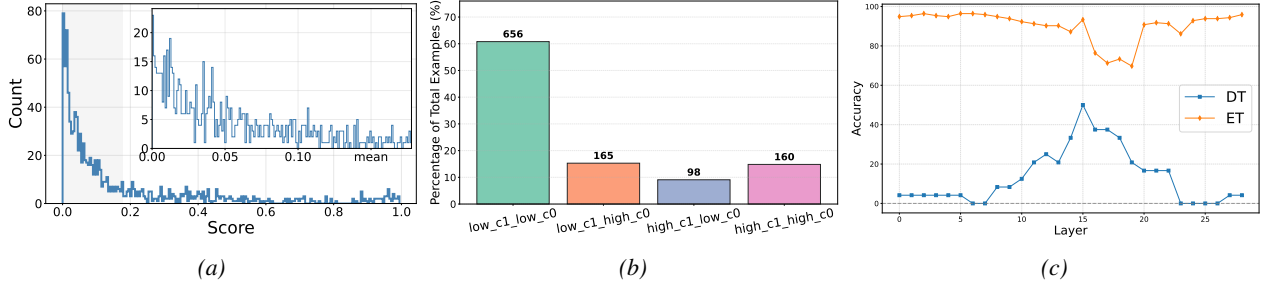
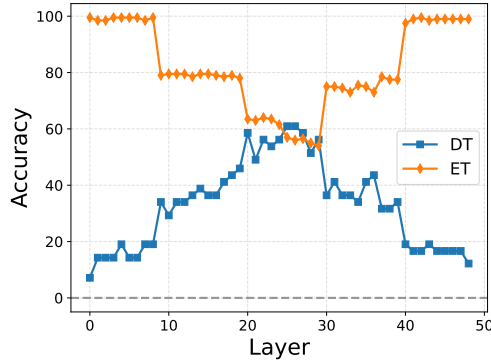

 Figure 8. Results for Commonsense reasoning. (a) The dataset-level distribution of the TTS score; (b) The distribution for  $ATE_{nec}(1)$  and  $ATE_{suf}(0)$  where *low* means  $ATE(\cdot)$  is below mean and *high* means  $ATE(\cdot)$  is above mean; (c) Steering results on the Engagement Test and the Disengagement Test.


Figure 9. Results of Engagement Test and Disengagement Test on Qwen-14B.

 Table 3. Results on MATH for steering with directions identified from true-thinking steps based on  $ATE(1)$  and complete TTS.

	$ ATE_{nec}(1) $ only		mean( $ ATE_{nec}(1) $ , $ ATE_{suf}(0) $ )	
	A	B	A	B
Flip rate	10.0	41.6	38.0	62.5

$ATE(1) = P(y^* | \mathcal{C}, s) - P(y^* | \mathcal{C}, s')$  using numerical perturbation by changing the numbers in step  $s$ . However, as shown in Table 3, incorporating  $ATE(0)$  is still necessary, as the resulting TrueThinking direction achieves stronger intervention performance.

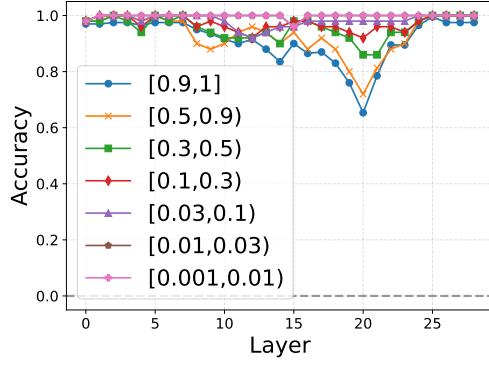


Figure 10. Test results of Nemotron on the Engagement Test where TrueThinking directions are extracted between examples with zero TTS (as decorative-thinking steps  $s_{DT}$ ) and examples of different ranges of TTS (as true-thinking steps  $s_{TT}$ ), and the lower accuracy means stronger steering effects.

**Problem:** A square has a side length of 10 inches. Congruent isosceles right triangles are cut off each corner so that the resulting octagon has equal side lengths. How many inches are in the length of one side of the octagon? Express your answer as a decimal to the nearest hundredth.

**CoT:** ...Then, the side length of the octagon is  $x\sqrt{2} = \frac{10}{\sqrt{2}+2} \cdot \sqrt{2} = \frac{10\sqrt{2}}{\sqrt{2}+2}$ , which simplifies to  $10\sqrt{2} - 10 \approx 4.142$  inches. So, 4.14 inches.

Wait, but let me compute  $10\sqrt{2} - 10$  more accurately.  $\sqrt{2} \approx 1.41421356$ , so  $10\sqrt{2} \approx 14.1421356$  and  $14.1421356 - 10 = 4.1421356$  inches, which rounds to 4.14 inches.

So, the length of one side of the octagon is approximately 4.14.

Figure 11. An example of unfaithful self-verification steps (highlighted in blue) where the TTS score of each step is found smaller than 0.005. Low TTS indicates that those steps are not truly engaged in computation; rather, these reasoning steps are likely to be decorative and function as an appearance of self-verification, contributing minimally to the model’s final prediction.

## G. Examples with low TTS

We provide more examples where reasoning steps have TTS lower than 0.005. We classify each reasoning example based on behavioral patterns labeled in Venhoff et al. (2025)

### Uncertainty-estimation example

**Context steps (last two sentences):** Another way is to divide the quadrilateral into two triangles and find the area of each triangle, then add them up. Looking at the points, maybe I can split the quadrilateral along the x-axis

**Steps with low TTS — Uncertainty-estimation:** The points (-1, 0) and (2, 0) are on the x-axis, so the quadrilateral is split into two triangles: one above the x-axis and one below. Wait, actually, the point (0, 1) is above the x-axis, and (0, -3) is below. So, if I connect (-1, 0) to (0, 1) to (2, 0) to (0, -3) and back to (-1, 0), it's a quadrilateral that crosses over the x-axis. Alternatively, maybe I can split it into two triangles: one with vertices (-1, 0), (0, 1), (2, 0) and another with vertices (2, 0), (0, -3), (-1, 0). Wait, but that might not cover the entire quadrilateral. Alternatively, perhaps split it into triangles with a common diagonal. Let me see. If I connect (0, 1) to (0, -3), that's a vertical line along the y-axis. Then, the quadrilateral is split into two parts: one on the left side of the y-axis and one on the right. But actually, the points are (-1, 0), (0, 1), (2, 0), (0, -3)

### Uncertainty-estimation example

**Context steps (last two sentences):** Looking at the points, maybe I can split the quadrilateral along the x-axis. The points (-1, 0) and (2, 0) are on the x-axis, so the quadrilateral is split into two triangles: one above the x-axis and one below

**Steps with low TTS — Uncertainty-estimation:** Wait, actually, the point (0, 1) is above the x-axis, and (0, -3) is below. So, if I connect (-1, 0) to (0, 1) to (2, 0) to (0, -3) and back to (-1, 0), it's a quadrilateral that crosses over the x-axis. Alternatively, maybe I can split it into two triangles: one with vertices (-1, 0), (0, 1), (2, 0) and another with vertices (2, 0), (0, -3), (-1, 0). Wait, but that might not cover the entire quadrilateral. Alternatively, perhaps split it into triangles with a common diagonal. Let me see. If I connect (0, 1) to (0, -3), that's a vertical line along the y-axis. Then, the quadrilateral is split into two parts: one on the left side of the y-axis and one on the right. But actually, the points are (-1, 0), (0, 1), (2, 0), (0, -3)

### Backtracking example

**Context steps (last two sentences):** So, putting it all together, 20% of 50% of 80 is 8. That seems correct, but let me verify it another way to make sure I didn't make a mistake

**Steps with low TTS — Backtracking:** Another approach is to multiply all the percentages together first and then apply them to 80. So, 20% is 0.2, and 50% is 0.5. Multiplying those together:  $0.2 * 0.5 = 0.1$

### Adding-knowledge example

**Context steps (last two sentences):** Wait, but that might not be accurate. Alternatively, maybe split the quadrilateral into two triangles by drawing a diagonal from (-1, 0) to (2, 0)

**Steps with low TTS — Adding-knowledge:** Then, the quadrilateral is split into two triangles: one with vertices (-1, 0), (0, 1), (2, 0) and another with vertices (-1, 0), (2, 0), (0, -3). Let me calculate the area of each triangle and add them. First triangle: (-1, 0), (0, 1), (2, 0) Using the formula for the area of a triangle with coordinates:  $\frac{1}{2} |x_1(y_2 - y_3) + x_2(y_3 - y_1) + x_3(y_1 - y_2)|$  Plugging in the points:  $x_1 = -1, y_1 = 0$   $x_2 = 0, y_2 = 1$   $x_3 = 2, y_3 = 0$  So,  $\text{Area} = \frac{1}{2} |(-1)(1 - 0) + 0(0 - 0) + 2(0 - 1)|$   $= \frac{1}{2} |(-1)(1) + 0 + 2(-1)|$   $= \frac{1}{2} |-1 + 0 - 2|$   $= \frac{1}{2} |-3| = \frac{1}{2} * 3 = 1$

### Adding-knowledge example

**Context steps (last two sentences):** Let me calculate the area of each triangle and add them. First triangle: (-1, 0), (0, 1), (2, 0) Using the formula for the area of a triangle with coordinates:  $\frac{1}{2} |x_1(y_2 - y_3) + x_2(y_3 - y_1) + x_3(y_1 - y_2)|$  Plugging in the points:  $x_1 = -1, y_1 = 0$   $x_2 = 0, y_2 = 1$   $x_3 = 2, y_3 = 0$  So,  $\text{Area} = \frac{1}{2} |(-1)(1 - 0) + 0(0 - 0) + 2(0 - 1)|$   $= \frac{1}{2} |(-1)(1) + 0 + 2(-1)|$   $= \frac{1}{2} |-1 + 0 - 2|$   $= \frac{1}{2} |-3| = \frac{1}{2} * 3 = 1.5$

**Steps with low TTS — Adding-knowledge:** Second triangle: (-1, 0), (2, 0), (0, -3) Again, using the same formula:  $x_1 = -1, y_1 = 0$   $x_2 = 2, y_2 = 0$   $x_3 = 0, y_3 = -3$   $\text{Area} = \frac{1}{2} |(-1)(0 - (-3)) + 2((-3) - 0) + 0(0 - 0)|$   $= \frac{1}{2} |(-1)(3) + 2(-3) + 0|$   $= \frac{1}{2} |-3 - 6 + 0|$   $= \frac{1}{2} |-9| = \frac{1}{2} * 9 = 4.5$  Adding both areas:  $1.5 + 4.5 = 6$  Okay, so that's the same result as before