

Send Less, Save More: Energy-Efficiency Benchmark of Embedded CNN Inference vs. Data Transmission in IoT

Benjamin Karic
University of Münster
Münster, Germany
b.karic@uni-muenster.de

Nina Herrmann
University of Münster
Münster, Germany
n.herrmann@uni-muenster.de

Jan Stenkamp
University of Münster
Münster, Germany

Paula Scharf
re:edu GmbH & Co. KG
Münster, Germany

Fabian Gieseke
University of Münster
Münster, Germany

Angela Schwering
University of Münster
Münster, Germany

Abstract

The integration of the Internet of Things (IoT) and Artificial Intelligence offers significant opportunities to enhance our ability to monitor and address ecological changes. As environmental challenges become increasingly pressing, the need for effective remote monitoring solutions is more critical than ever. A major challenge in designing IoT applications for environmental monitoring — particularly those involving image data — is to create energy-efficient IoT devices capable of long-term operation in remote areas with limited power availability. Advancements in the field of Tiny Machine Learning allow the use of Convolutional Neural Networks (CNNs) on resource-constrained, battery-operated microcontrollers. Since data transfer is energy-intensive, performing inference directly on microcontrollers to reduce the message size can extend the operational lifespan of IoT nodes. This work evaluates the use of common Low Power Wide Area Networks and compressed CNNs trained on domain specific datasets on an ESP32-S3. Our experiments demonstrate, among other things, that executing CNN inference on-device and transmitting only the results reduces the overall energy consumption by a factor of up to five compared to sending raw image data. These findings advocate the development of IoT applications with reduced carbon footprint and capable of operating autonomously in environmental monitoring scenarios by incorporating EmbeddedML.

CCS Concepts

• **Hardware** → **Power estimation and optimization**; *Impact on the environment*; • **Computing methodologies** → *Neural networks*; • **Networks** → *Network protocols*.

Keywords

Tiny Artificial Intelligence, Internet of Things, Energy Efficiency, Environmental Monitoring, Image Classification, Data Transfer

ACM Reference Format:

Benjamin Karic, Nina Herrmann, Jan Stenkamp, Paula Scharf, Fabian Gieseke, and Angela Schwering. 2025. Send Less, Save More: Energy-Efficiency Benchmark of Embedded CNN Inference vs. Data Transmission in IoT. In . ACM, New York, NY, USA, 13 pages. <https://doi.org/10.1145/nnnnnnn.nnnnnnn>

1 Introduction

While energy efficiency is not a primary concern in environments with plenty of resources, it is a crucial consideration for IoT applications in remote locations with limited power supply. Examples of those applications are numerous, but are especially present in an environmental monitoring context. IoT applications placed in remote locations, such as forests or fields, need to operate for extended periods, ranging from months to years. These applications typically run on one or multiple microcontrollers equipped with sensors and communication modules and often require more energy than can be provided by batteries or energy harvesting. Figure 1 displays two examples in this context: (a) the observation of crop health [33] and (b) the classification of (bird) species for biodiversity monitoring [29]. As the maintenance of such devices is costly, the optimization of the energy-consumption is a pressing concern.

For this class of applications, transferring data to a server or another device is often the dominating factor [4, 19]. Here, not only is the initialization process energy-intensive, but the size of the message is also a contributing factor [25, 42]. Especially for applications with high-resolution data, such as images, it can be the dominating factor. Therefore, not sending all the data collected but merely a reduced subset can save energy. With the increased use of Artificial Intelligence (AI) methods for data analysis, such approaches have become more and more popular in the aforementioned application

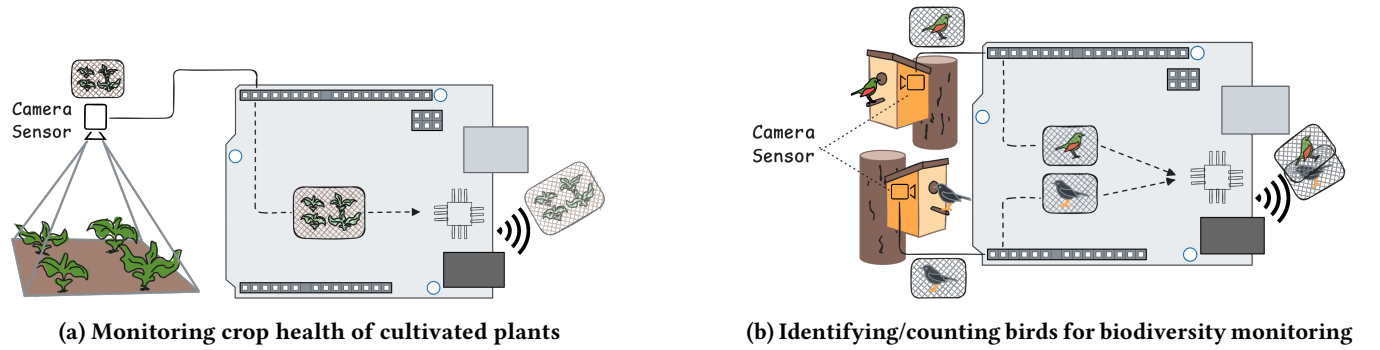


Figure 1: Examples of remote environmental monitoring applications using image data and IoT concepts. Both applications usually operate in locations without static power supply and bad connectivity.

context [12, 29, 37, 41, 44]. In the conventional approach, data are collected on the microcontroller and transmitted to a remote server for further processing. This paradigm is also known as cloud-based processing. Some approaches use fog or edge computing as an alternative to cloud-based processing [1]. However, such schemes usually still face similar transmission energy challenges, as recorded data are processed elsewhere, although perhaps closer to the source (e.g., on a smartphone or in local data centers). Hence, such approaches still rely on local static power sources. Additionally, the large amounts of data to be transferred in image-based applications render Low Power Wide Area Networks (LPWAN) with low bandwidth and duty cycle limitations unusable. As a result, both the communication range of these applications and their potential deployment areas are restricted. Conventional compression methods aim to reduce data size to conserve energy during transmission. However, they often fail to achieve a sufficient reduction or introduce an unacceptable loss of information.

The introduced paradigm of Embedded Machine Learning (EmbeddedML) enables the creation of Tiny Machine Learning (TinyML) models that can be deployed on devices with very limited computational resources. Common model compression techniques are pruning and quantization, achieving a high decrease in memory footprint while keeping the loss in prediction accuracy very limited. This enables AI methods that are usually known for their large memory footprint, such as a CNN, to be employed on resource-constrained devices. Various works on EmbeddedML and CNNs have investigated the trade-off between accuracy and model size, or reducing the computational complexity of models to enhance their energy efficiency [26, 36].

Another line of research is to reduce the energy consumption of the inference phase of Machine Learning (ML) models given larger embedded devices, such as NVIDIA® Jetson Nano™ or a Raspberry Pi [2, 21, 35, 47]. However, none

of those approaches compare model inference energy to LPWAN transmission energy. Recently, multiple works on battery-less devices using energy harvesting and super capacitors while also deploying EmbeddedML models have been proposed to address the aforementioned challenges [7, 9–11]. These approaches are heavily constrained in the available memory and energy, leading to tradeoffs regarding image resolution and highly specialized models that are limited to only a few layers. While matching the power requirements, the low resolution of images used in these approaches rules them out for many applications that require near-QVGA resolution at the minimum.

Moreover, previous work focuses on either relatively powerful devices when discussing IoT applications, or heavily constrained devices, which require custom compression techniques and limit input sizes to very low resolution images. They fail to consider microcontrollers such as the ESP32 product line which offer a reasonable tradeoff between available memory resources and energy efficiency and are able to handle well known TinyML models such as e.g. MobileNetV2 [38] for image classification.

This work is structured in six sections. Section 2 reviews related research and states the contributions of this work. Section 3 describes the methodology applied to conduct the benchmark, followed by Section 4 describing and discussing the results of our experiments. Afterwards the limitations are stated in Section 5 together with an outlook to potential extensions. Section 6 concludes the work.

2 Background

Research on the energy-consumption of applications in the context of IoT and ML is prolonged, as the advances in hardware and algorithms require repeated evaluation. Therefore, we present the different application areas that are measuring energy consumption and highlight our contribution to the field.

2.1 Related Work

As microcontrollers have limited power and computing capacities, the energy efficiency of these devices has been a subject of research, exploring various aspects of the system's design [5]. Among those are network technologies ranging from comparisons of message protocols [34], personal area networks [28], LPWAN networks [25] and especially LoRa and NB-IoT [42]. Moreover, the efficiency of sleep modes and the reduction of active time for microcontrollers have been popular topics [46]. Work on device processing has been primarily focused on programs with a lower computational complexity than EmbeddedML problems. For example, different vision tasks have been implemented on various hardware platforms [17]. In a separate work, the findings were compared with a theoretical model of energy consumption for different short-range communication technologies such as BLE, Wi-Fi and Zigbee operating under ideal conditions [39].

Research on influencing factors on the energy consumption of ML-models can be split between (1) EmbeddedML which executes the complete model on the microcontroller and (2) partitioned inference executing part of the model on the microcontroller. By definition, the second has to include the cost of data transmission, while the first might also merely focus on the energy consumption of the embedded model.

When discussing an embedded model, the influence of different frameworks [35, 47] and the hardware selection [21, 35, 47] is considered. However, the energy consumption is often considered to be just one dimension of the comparison and is sometimes merely estimated using FLOPs. While this metric provides an accurate indication of a model's complexity, it is not the sole factor influencing energy consumption. Moreover, specialized models and engines are designed to execute models on small devices [22]. Another area of research involves optimizing networks according to available energy (e.g. [20]).

Finally, studies combine research regarding the energy consumption of ML and data transfer. Kang et al. [18] use a Jetson TK1 and LTE to test the optimal layer to split Deep Neural Network computation. Since then the possibilities to execute models on significantly smaller devices have improved and allow the evaluation of SoC devices. More recently, Muhoza et al. [26] compared the energy reduction when using Bluetooth Low Energy to send results of a CNN for human activity recognition classification in contrast to sending complete data. They achieved an energy reduction of 21% for a model detecting human activity patterns. Their work used an Arduino Nano 33 BLE microcontroller [26]. Technologies used in personal area networks, such as Bluetooth, are not applicable to long-range applications like remote monitoring, and therefore are outside the scope of this

research. Existing works in research on battery-less devices propose applications combining LPWAN technologies and image based sensing [7, 9–11, 13]. Although the deployed devices are more energy-efficient than those used in this study, they also severely restrict the image resolution to the QQQQVGA to QQVGA range and model sizes to only few layers [7, 9–11, 13]. This raises the question whether the observed trends in energy consumption remain consistent across larger models and image resolutions. Additionally, these works rely on customization steps specific to the application, such as custom data protocols, compression methods for images and models to improve efficiency. While this is useful in saving energy, it hinders the reusability in other (more sophisticated) use cases.

Existing works lack a comprehensive comparison of the energy consumption of model inference, the transmission energy of images and the transmission energy of inference results. Only Gobieski et al. [11] demonstrates an approximation using values from the literature. However, they did not report energy consumption of transmission tasks in their deployed prototype. Most existing works in this domain solely explore LoRa technology for communication. An exception is the work of Hasan et al. [13] which compares image transmission using LoRa and NB-IoT. However, none of the low power approaches explores LTE-M, which proves to be the most energy efficient solution when transmitting a full image in our work (see Section 4), surpassing the energy-efficiency demonstrated by Hasan et al. [13].

2.2 Contributions

Research that examines the reduction of ML models focuses on specialized cases. It therefore misses the transferability and practicability to make recommendations for a broader application context to efficiently design IoT applications. While those studies prove the feasibility in extreme circumstances, a more general benchmark considering multiple network protocols and application scenarios promotes the use of EmbeddedML. There is a particular need in environmental monitoring applications, but those findings are also relevant for applications with other demands such as data privacy.

In this work, we show a practical deployment of small ML models on IoT nodes and quantify the benefits to sending raw data by, greatly reducing the volume of data transmission in comparison to conventional cloud-based processing methods. Moreover, this reduction enables the utilization of unlicensed LPWANs, such as LoRa technology, thereby extending the potential communication range and autonomy of applications. The overall aim is to improve the energy-efficiency of image processing IoT applications to prolong

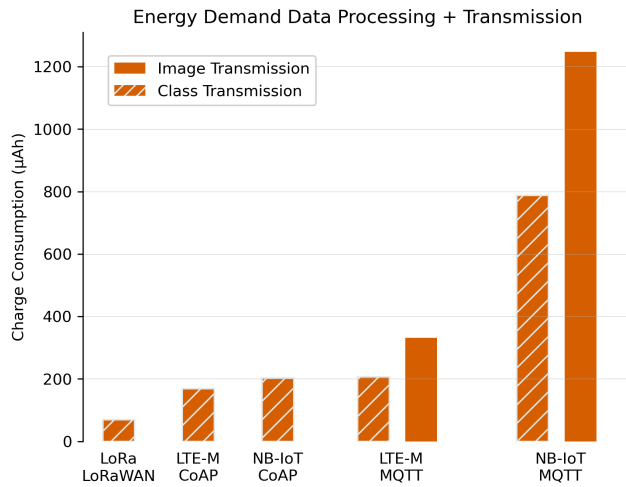


Figure 2: Energy consumption of an IoT node for transmitting raw image data versus on-device CNN classification inference followed by transmitting the classified result by different network protocols.

the lifetime of remote devices, e.g. in the area of environmental monitoring. To this end a prototype is developed that is capable of capturing images, run CNNs and transmit the respective data. We fine-tuned SqueezeNet and MobileNetV2 models on domain-specific datasets, then compressed and deployed them on an ESP32-S3 microcontroller equipped with a camera. We also deployed data transmission over different wide area networks using ESP32-S3 based microcontrollers. We measured the consumed energy with a high temporal resolution for varying configurations and subtasks, providing a quantified real-world end-to-end approach. All software and firmware for realizing the scenarios is publicly available¹.

To sum up, the main contributions are as follows:

- (1) The comprehensive comparison of the energy consumption of IoT image processing applications with and without an embedded CNN model, transmitting either images or inference results, as shown in Figure 2.
- (2) Real-world measurements quantifying the energy requirements of IoT applications for image processing and transmission, enabled by a functioning prototype.
- (3) Insights into the energy consumption of different subtasks of end-to-end applications for several state-of-the-art network protocols and ML models.
- (4) Recommendations for creating energy-efficient real-world IoT implementations requiring long-range data transmission.

¹<https://anonymous.4open.science/r/SendLessSaveMore>

3 Methodology

Our experimental setup is explained by first describing the surrounding circumstances, then the machine learning methods used, and finally the key figures and measurements.

3.1 Preliminary

Two major scenarios are differentiated (Figure 3), and within these multiple configurations are tested. The conventional approach entails the capture of an image through a camera connected to a microcontroller. This image is then transmitted to a remote server via an appropriate network protocol. To facilitate the subsequent descriptions, it is referred to as the *Cloud-ML* scenario, since it is assumed the data is processed on the server with respective ML models. Within this scenario the usage of image compression techniques and suitable protocols for transmitting images are discussed as specifications. Conversely, the *Embedded-ML* scenario encompasses the execution of the model’s inference process on the microcontroller. Hence it requires to assess multiple models and model compression techniques, in addition to the suitable network protocols. Within the Embedded-ML scenario a distinction is made between two methods of sending: naive sending and result-based sending. Naive sending involves transmitting the results for each image captured, whereas result-based sending involves only those that are significant within the given context. To illustrate this distinction, consider the application presented in Figure 1a) where plants are classified as having a certain disease or being healthy. It is sufficient to transmit data in case the plant is classified as being infected. Such an application where an event of interest only rarely appears is a common scenario for monitoring applications in the IoT.

3.1.1 Datasets. As exemplary problems two widely used image datasets were identified for environmental monitoring tasks: the PlantVillage dataset [8, 15] in the version by Pandian and Geetharamani [32] and the Caltech-UCSD Birds-200-2011 (CUB) dataset [45]. The PlantVillage dataset contains images of individual plant leaves from 14 different species with a total of 26 diseases, images of healthy leaves for 12 species and a class of background images without leaves. It is one of the most frequently used public dataset for plant disease detection related tasks [3, 31]. The UCSD Birds-200-2011 dataset is composed of 11,788 images of birds belonging to 200 different species. Both datasets are notable examples for remote environmental monitoring.

3.1.2 Communication Protocols. In order to make a fair comparison, the communication protocol that best suits each scenario must be selected. All scenarios require to send data from remote locations as energy-efficient as possible therefore merely low-power wide-area networks are considered.

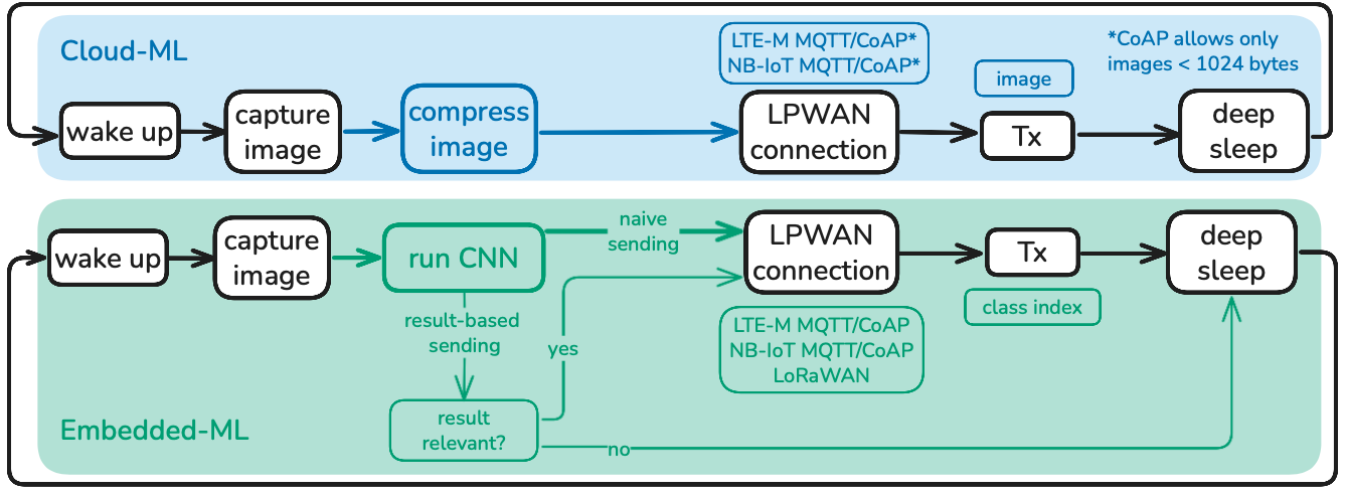


Figure 3: Scenario Design for Cloud-ML and Embedded-ML. Devices capture images intermittently, then either transmit as JPEG via cellular network (Cloud-ML) or perform local CNN inference and transmit the result if relevant (Embedded-ML), before returning to sleep mode.

We avoid custom application layer protocols to ensure our insights are applicable and transferable for embedded developers. MQTT and CoAP application layer protocols are widely used in conjunction with either LTE-M or NB-IoT while LoRaWAN functions independently using physical LoRa. NB-IoT employs a subset of the LTE standard, constraining the bandwidth to a single narrow-band providing 180kHz transmission bandwidth. LoRaWAN is a communication protocol communicating over ISM radio bands [24]. Although the restriction of the size of messages depends on your region and the data rate used, it can be generally said that the protocol is not appropriate to send images. LoRa enforces duty cycles for sending data during less than 1% of the overall time. However, it is suitable to send model results if those are not required at high frequency intervals [23, p. 8,19,24,39]. MQTT operates over TCP/IP, or over other network protocols that provide ordered, lossless, bidirectional connections [30]. It allows sending messages up to 256 MB. Therefore, it is well suited for the transmission of both small images and messages. CoAP (Constrained Application Protocol) transfers data with UDP (User Datagram Protocol) and therefore also operates on a low-power, wide-area network. The initial specification was documented in RFC 7252 [40]. Originally, the size of the message is restricted to 1152 bytes for the payload.

3.1.3 Deployment. The setup requires to have a microcontroller capable of taking a picture, storing and running CNNs and images of a reasonable size and sending the result over the previously discussed communication protocols. We chose the ESP32-S3 series as it is available with a broad range of

memory configurations and accessible for developers in various integrated microcontroller boards with compatible communication modules. It also provides a well documented code stack and community for developing TinyML projects. Since an integrated microcontroller board fulfilling all requirements at once was not available, it was decided to connect several open-source development kits, all based on microcontrollers of the ESP32-S3 Series: the Seeed Xiao ESP32-S3 Sense², the Walter SoM v1.6³ and the Heltec WiFi LoRa 32(V3)⁴. The Seeed Xiao ESP32-S3 Sense is based on the ESP32-S3R8 chip and is equipped with an OV2640 camera. The camera is capable of defining JPEG as output format hence, we refrain from further options to compress the image. The Walter SoM v1.6 is based on the ESP32-S3R2 chip and a Sequans GM02SP LTE-M/NB-IoT 5G modem. Inference programs are deployed on the ESP32-S3 Sense, as it provides 8MB PSRAM in contrast to 2MB PSRAM on the Walter, allowing larger models. The Walter allows for data transmission via cellular technologies LTE-M and NB-IoT. To test the energy-consumption of sending messages with LoRaWAN, the Walter was exchanged with the Heltec WiFi LoRa 32(V3). It is equipped with a ESP32-S3FN8 microprocessor and a SX1262 LoRa chip.

Scenarios have been realized with the Espressif SoC ESP-IDF development framework. It allows for fine-grained solutions that specify details, such as explicitly assigned memory spaces on the partition and custom deep-sleep wake-up calls.

²<https://www.seeedstudio.com/XIAO-ESP32S3-Sense-p-5639.html>

³<https://www.quickspot.io/index.html>

⁴<https://heltec.org/project/wifi-lora-32-v3/>

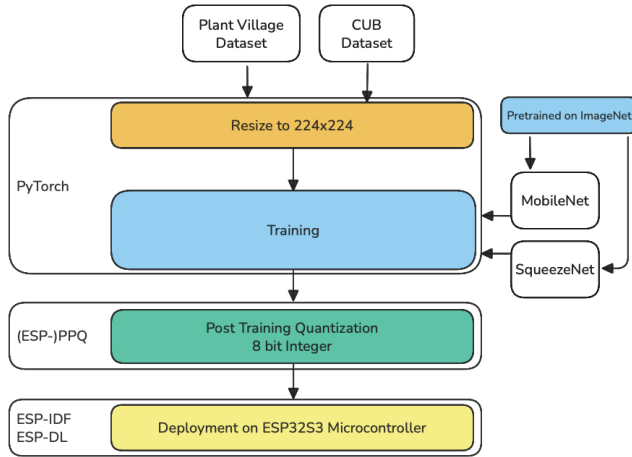


Figure 4: Overview of the model preparation pipeline for embedded ML deployment.

Especially, when implementing the EmbeddedML tasks it is crucial to optimize the performance and multicore usage to reduce the energy consumption. For the Heltec board and LoRa communication we used the Arduino integration of the ESP-IDF since a library stack for handling LoRaWAN was already present within Arduino IDE but not in ESP-IDF.

3.2 CNNs

Multiple models were evaluated for their applicability to the given context. We choose two well known models for image classification tasks, MobileNetV2 [38] and SqueezeNet [16]. Both are known for providing good performance while being relatively small. In fact, Espressif officially supports a version of MobileNetV2 trained on ImageNet data [6]. During our evaluation process DenseNet [14] was evaluated and excluded as it could not be reduced to a sufficient size by the chosen compression methods, slightly exceeding the available memory. ShuffleNet [48] and MNASNet [43] were excluded from the experiment as some of their layers were missing support to be run on the chosen microcontroller platform. We avoided customizing the models by replacing non-supported layers, as this would have biased the comparison to state-of-the-art versions of the models. It should be noted that once MNASNet is supported, even better results can be expected in terms of both energy efficiency and accuracy as the work shows clear advantages in terms of accuracy and inference latency compared to MobileNetV2 [43]. The process for the model creation is depicted in Figure 4.

3.2.1 Transfer Learning. The default weights of the two chosen models are based on previous training on ImageNet data [6]. To finetune the models on the given datasets, described

in Section 3.1.1, only the classification layer was retrained, freezing the weights of the other layers. Training was performed for a maximum of 30 epochs with early-stopping after 5 epochs of no decrease in the validation loss. The images that were used as input were resized to 224×224 pixels, slightly smaller than QVGA resolution, as both models were pretrained with this input size. The resolution allows to extract relevant features from images for the proposed use cases and is in line with a realistic scenario for capturing and processing image data on a microcontroller [13]. For image processing and training PyTorch⁵ was selected as it is one of the most widely used tools for CNN training and supported by the framework for model execution on ESP microcontrollers. esp-dl⁶ is the most widely used library known for its efficiency on ESP microcontrollers. This library is supplemented by a quantization tool esp-ppq⁷, which allows for handling of inputs and models from PyTorch. The utilization of libraries from the hardware manufacturer offers the benefit of ensuring that the majority of the functions are tailored to the hardware. Moreover, this is the most probable decision one would make if the product is used in practice. However, this decision limits the generalizability of the approach to hardware in the ESP product family. Yet there are other options available such as LiteRT from TensorFlow, which offer more interoperability across different hardware architecture. However, achieving cross-platform compatibility almost always compromises optimal utilization of a single hardware architecture, so we have opted to use the available open source software provided by the ESP vendor.

3.2.2 Quantization. All models are quantized from 32-bit floating point values to 8-bit integers. To achieve this the esp-ppq package is used. This package focuses on post training quantization (PTQ). It was decided to neglect quantization aware training as this would entail to conduct not only transfer learning but the whole training process, introducing immense computational overhead. The esp-ppq package allows multiple configurations to align with application specific objectives. For our purpose, layer-wise equalization as proposed by Nagel et al. [27] is chosen since per-channel quantization leads to lower quantization errors for small models compared to per-tensor quantization.

It is important to note that hyperparameter selection and fine-tuning have not been conducted extensively in this study. These practices are not the focal point of the present research, and they would encompass a greater number of possibilities for altering the model and even increase the presented accuracies before and after quantization. The presented methodology for training and reducing the model size trades of

⁵<https://pytorch.org>

⁶[https://components.espressif.com/components/espressif/esp-dl v3.1.0](https://components.espressif.com/components/espressif/esp-dl-v3.1.0)

⁷<https://github.com/espressif/esp-ppq>

specialization for ease of use and wide applicability by embedded developers.

3.3 Benchmark

3.3.1 Experiment Setup. To validate wireless data transmission, we used external testing endpoints. We opted for widely adopted, commercially available products wherever possible, to reflect real-world deployment scenarios. For MQTT-based scenarios, we leveraged the free Cloud MQTT Broker from HiveMQ⁸ to verify successful data transmission. In CoAP scenarios, we employed an open-source Python library, aiocoap⁹, to host a CoAP server. For LoRaWAN communication, we transmit data to The Things Network¹⁰, a well known LoRaWAN Network Server powered by The Things Stack. Due to the constraints in message size for CoAP and missing support for blockwise-transfer extensions in the deployed hardware, we decided to send an image that fits into the size of a single message with 32x32 pixel. Such low resolution images might still be useful to some applications. Model inference is a self-contained process on the microcontroller under test, eliminating the need for additional software or setup.

3.3.2 Energy Evaluation. For all power profiling tasks we use the Power Profiler Kit II (PPK2)¹¹. This device allows to supply power at a static voltage level while performing accurate power consumption measurements at different reading resolutions ranging from μA to A. Measurements were taken at a static voltage supply of 3700 mV as commonly used in Lithium-ion batteries for IoT applications. The sample rate is set to the maximum possible value with 100.000 samples per second allowing for high temporal resolution in current readings. To determine the energy consumption of individual program parts, we utilize the digital inputs of the PPK2 as a basic logic analyzer. To do so, several GPIO pins of the microcontroller under test are connected to digital input pins of the PPK2. This allows us to synchronize the execution of code on the microcontroller temporally and measure the corresponding energy consumption of individual tasks. An exemplary measurement is presented in Figure 5.

To evaluate the energy efficiency of the designed scenarios we measure current during runtime for a set of tasks as shown in Figure 3.

To mitigate the impact of variability in power consumption caused by potential measurement inaccuracy or external factors such as device temperature and wireless network load, we repeat each task at least 10 times and report the

average energy consumption per task. We decided against more cycles as we did not notice any major differences. To minimize the effects of fluctuations in wireless network conditions, we conducted all experiments at the same location and in consecutive order, with minimal intervals between individual runs, to reduce potential biases introduced by time-of-day-dependent network loads. Furthermore, the first cycle of each experiment is excluded from our analysis, as it accounts for initial setup overhead that is mitigated by device configuration persistence during deep sleep phases.

Based on the current readings, static voltage supply and given sample frequency, we calculated the average energy consumption for each task using the following formulas. First, we computed the average current consumption per task as:

$$\bar{I} = \frac{\sum_{i=1}^N I_i}{N} \quad (1)$$

where \bar{I} is the average current, I_i is the current reading for each sample i , and N is the total number of samples for a given task. Next, we calculated the task duration t as $t = N \cdot \Delta t$, where Δt is the time between samples ($10\mu\text{s}$ in our case). Finally, we calculated the energy consumption Ah in ampere-hours as $Ah = \bar{I} \cdot t$. By following this approach, we obtained the average energy consumption for each task, taking into account the actual current draw and task duration.

Note that in the Cloud-ML scenario, inference is performed in the cloud, but our measurements only account for the energy consumption on the IoT node. This is because our focus is on optimizing and evaluating the energy efficiency and corresponding battery lifetime of the IoT device itself. Therefore, it is worth noting that the energy savings of the complete application scenario are even greater.

3.3.3 Accuracy Evaluation. Model optimization and compression techniques such as quantization often lead to a reduction in model accuracy. While lower accuracy is not desired in general, it can also be an affordable trade-in for the benefits of model optimization, namely energy, latency and size. Therefore it needs to be cautiously evaluated whether the compressed model can still produce results of the desired accuracy. We measure the accuracy of the CNNs before and after PTQ to observe differences between the models used on-device and the corresponding versions running in the cloud. Both accuracy metrics were created based on identical testing datasets, with a size proportion of 10% of the respective dataset, to ensure comparable results. As metrics, we use two variants of Top-k accuracy: Top-1 and Top-5 accuracy. Thereby, Top-k accuracy is defined as in Equation 2 where y_i is the true label for the i -th sample, n the amount of samples, $\hat{y}_{i,k}$ is the set of top- k predicted labels for the i -th sample and $\delta(y_i, \hat{y}_i, k)$ is an indicator function that returns 1 if $y_i \in \hat{y}_{i,k}$

⁸<https://www.hivemq.com/products/mqtt-cloud-broker/>

⁹<https://github.com/chrysn/aiocoap>

¹⁰<https://www.thethingsnetwork.org/>

¹¹<https://www.nordicsemi.com/Products/Development-hardware/Power-Profiler-Kit-2>

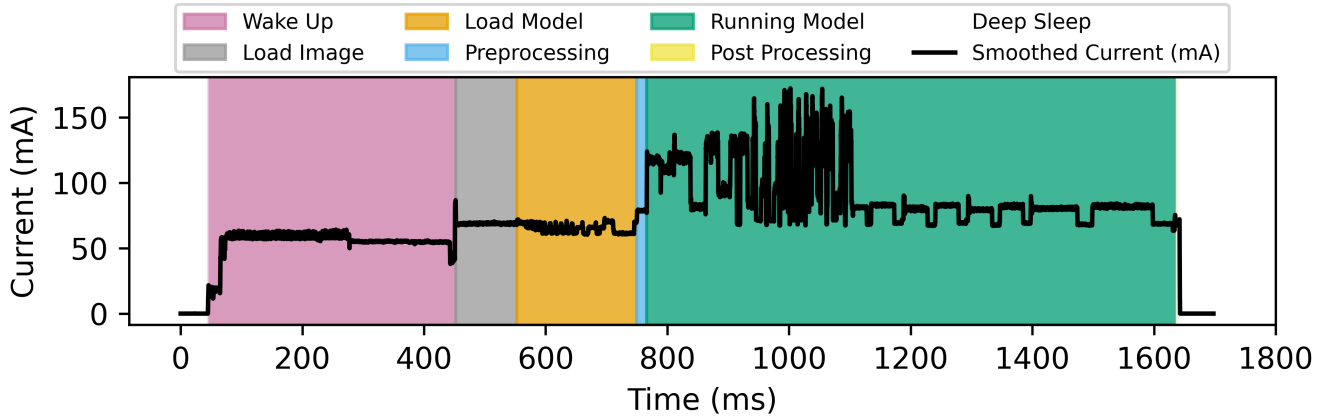


Figure 5: Depiction of the power consumption measurements using the Power Profiler Kit 2. The selected part corresponds to one inference cycle, colored by different application subtasks. Measured current data has been smoothed using a running window of size 50 for readability.

and 0 otherwise. Therefore, the share of samples is given where the true label is in the top-k predicted labels.

$$\text{Top-k Accuracy} = \frac{\sum_{i=1}^n \delta(y_i, \hat{y}_{i,k})}{n} \quad (2)$$

4 Results & Discussion

Our results provide insights into the loss of performance in terms of model accuracy, but, most importantly, they evaluate the proportion of energy consumption. First, the difference between the tested models and network protocols is illustrated, and then the findings are used to determine the most efficient implementation for both scenarios: (1) sending an image, (2a) performing inference with naive result sending and (2b) performing inference with result-based sending.

4.1 Classification Performance

The purpose of this work was not to develop the best possible model to classify the given datasets but to estimate the quantization loss that should be expected when deploying quantized models on a microcontroller. Fine-tuning the classification layer of MobileNetV2 and SqueezeNet on our domain-specific dataset led to top-1 accuracies of 52.34% and 58.16% on the CUB dataset. The comparatively low accuracy on the CUB dataset correlates with the small model sizes and the high number of classes as well as the missing hyperparameter tuning during training. With 48.96% and 53.04% Top-1 accuracy of the quantized SqueezeNet and MobileNetV2 models we consider both models a reasonable choice for the CUB dataset. For the PlantVillage dataset, the loss of accuracy by performing quantization on both models is approximately 1%, which is also considered as a reasonable

Table 1: A comparison of the accuracy and size of MobileNetV2 and SqueezeNet with and without quantization. For the accuracy, Top-1 accuracy and Top-5 accuracy are listed. The options with the preferable trade-off between accuracy and model size are emphasized.

Model	Data	Type	Size (MB)	Top-1	Top-5
MobileNetV2	CUB	Float	10.21	52.34	80.64
		Int	2.59	48.96	74.83
	PV	Float	9.38	96.71	99.81
		Int	2.38	95.87	99.94
SqueezeNet	CUB	Float	3.34	58.16	85.77
		Int	0.87	53.04	82.29
	PV	Float	3.00	97.56	99.97
		Int	0.79	96.47	99.92

trade-in. Notably, when considering the top-5 accuracy the quantized MobileNetV2 model is even better for PlantVillage. For the CUB dataset, the quantized MobileNetV2 loses 6% of accuracy while SqueezeNet merely loses 3%. Therefore, the accuracy observation indicates a preference for SqueezeNet.

With 8-bit post-training quantization, the sizes of all models were reduced to about 25% of the initial memory requirements. Notably, the quantized SqueezeNet models are about 8% the size of the not-quantized MobileNetV2 models, suggesting that SqueezeNet models are suitable for even smaller devices while also providing better accuracy for our use cases.

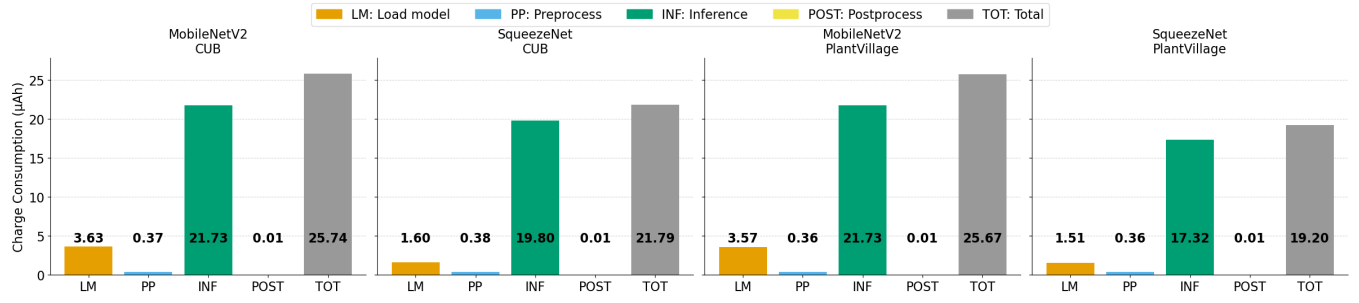


Figure 6: Average energy footprint of running a single CNN inference cycle using two different model architectures and two datasets.

4.2 Inference Energy

To evaluate the energy consumption of solely the ML we split the related task as depicted in Figure 6.

Firstly, it was found that the size directly correlates with the energy required for loading it, with the smaller SqueezeNet (0.79-0.87 MB) consuming 1.50-1.60 μAh , whereas the larger MobileNetV2 (2.38-2.59 MB) requires more than twice the power, with 3.57-3.63 μAh . For both CNNs the versions trained on the CUB dataset tend to consume slightly more energy during loading than their counterparts trained on PlantVillage. This is likely due to the larger classification layer needed for the CUB dataset, which has 200 possible output classes, compared to 39 classes in the PlantVillage dataset. Across all models and datasets, running inference is the most energy-intensive task, accounting for over 90% of the total ML related energy. Notably, the inference energy remains constant at 21.73 μAh for MobileNetV2 models across both datasets, whereas SqueezeNet models differ between the datasets, with averages of 17.32 μAh (PlantVillage) and 19.79 μAh (CUB). Although SqueezeNet generally consumes less energy than MobileNetV2 for both datasets, the difference is more noticeable during model loading than during inference.

Our measurements reveal a discrepancy with the common practice of estimating energy consumption based on the absolute number of floating point operations (FLOPs), as the original SqueezeNet (352M FLOPs)¹² executes more operations than MobileNetV2 (318M FLOPs)¹³. This finding underlines the need for more sophisticated metrics when it comes to estimating the power consumption of CNNs, particularly when deployed on resource-constrained micro-controllers.

4.3 Data Transmission Energy

The energy consumption for data transmissions comprises establishing a network connection, sending data (image or class index), and waiting for server acknowledgment. Table 2 presents the energy footprint of this process for LTE-M and NB-IoT using MQTT and CoAP protocols, as well as LoRa with LoRaWAN. All results for transmitting class indices are additionally displayed in Figure 7. Notably, as discussed previously, the technical specification of the protocols limit the scenarios that can be realized with those. LoRaWAN is suitable for sending the class index (only applicable for Embedded-ML), CoAP allows to send the class index or a small image (only applicable for Embedded-ML, or applications with very small images) and MQTT can also handle bigger images. We decided to also include the energy consumption of sending smaller images as an example to verify the applicability to other application contexts where smaller messages (1024 bytes) are sent.

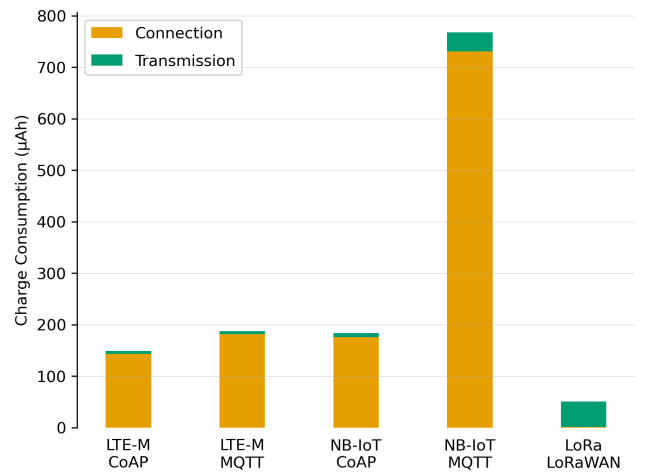


Figure 7: Energy footprint of transmitting class labels via various protocols.

¹²<https://paperswithcode.com/lib/torchvision/squeezenet>

¹³<https://paperswithcode.com/lib/torchvision/mobilenet-v2>

Table 2: Energy footprint of transmitting images compared to only the class label via various protocols. The preferable variants are highlighted in bold.

Data	Protocol	LPWAN	Connection (μAh)	Transmission (μAh)	Total (μAh)
class	CoAP	LTE-M	143.01	5.97	148.98
	CoAP	NB-IoT	176.01	7.44	183.44
	MQTT	LTE-M	181.61	6.01	187.62
	MQTT	NB-IoT	731.01	37.21	768.22
	LoRaWAN	LoRa	1.13	49.41	50.54
image 32x32	CoAP	LTE-M	135.64	13.33	148.97
	CoAP	NB-IoT	182.71	43.81	226.52
image 224x224	MQTT	LTE-M	207.34	124.00	331.34
	MQTT	NB-IoT	772.49	475.46	1247.95

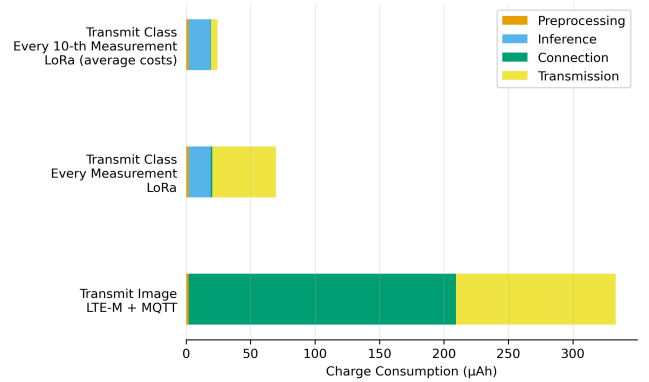
For sending the class index LoRa consumes by far the least amount of energy, with a total of 50.51 μAh . The majority of this energy (49.41 μAh) is spent on sending data, primarily due to the LoRaWAN design requiring devices to maintain two delayed Rx windows after transmission. All other protocols are more efficient when merely considering the sending, without network initialization. Also noteworthy MQTT in combination with NB-IoT takes exceptionally longer than every other combination. This is likely due to the combination of higher latencies in NB-IoT and the necessity for a TLS handshake for secure MQTT transmission. Thus, using LTE-M is the preferable variant for data transmission using MQTT. For our second use case, sending an image, merely MQTT can be used. In total 331.34 μAh is the most energy-efficient variant that could be found. When sending small images CoAP is the preferable protocol as it requires approximately 70 μAh less energy to initialize the network.

4.4 Application Energy

We consider different desired transmission scenarios and evaluate the energy consumption for all processes as depicted in Figure 8. For all scenarios, a full cycle of image preprocessing (loading model + preprocessing image), inference (including postprocessing), network connection, and data transmission are taken into account. From Figure 7 the best protocols for transmitting a 224x224 pixel image and transmitting only the inference result are derived, with LTE-M with MQTT and LoRa, respectively. Moreover, evaluating the image data on-device allows us to only send data in case the inference results in information relevant. To demonstrate the effect, we consider a scenario where data is sent only after every 10th measurement, chosen as an exemplary value, with the transmission energy on average being 1/10-th of the scenario where we send after every inference. Figure 2 provides a broader overview of the energy consumption of

various protocol and inference combinations, albeit with a coarser granularity of tasks.

In all scenarios, the preprocessing energy consumption is vanishingly small compared to the other tasks with 1.87 μAh . In comparison, the overall energy consumption to transmit an image via LTE-M and MQTT is at 333.21 μAh . With LTE-M we already consider the best case of image transmission, as the most energy intensive tasks of connecting to the network and transmitting the image even consumes approximately 4x less energy than sending via NB-IoT. In the second scenario, evaluating the captured image on the device and only sending the result via LoRa consumes 68.72 μAh , which is a reduction by about factor 5 compared to sending the actual image. Since the transmission takes the most energy, this can further be reduced by only sending data after the inference detects relevant content in the image. Assuming only every 10th cycle a result is sent, an average cycle consumes 24.25 μAh , corresponding to an energy reduction by a factor of almost 14 compared to sending an image every time. Accordingly, we can infer that running ML models on edge devices

**Figure 8: Average energy consumption for different full cycle data transmission scenarios.**

and only sending the result can drastically reduce energy consumption.

Also, the choice of more efficient transmission protocols is crucial, as especially the costs for connecting to the network vary a lot between different protocols. Reducing the size of the data to be sent from an image to only a few bytes by inference means only enables the use of the more energy-efficient protocols. The efficiency can further be improved by applying smart scheduling of transmissions. Energy-wise we simulated this by only sending results after every 10-th measurement on average. In this case, the highest remaining costs originate from the inference thus additional energy-saving potential lies in waking up the device less often. In case the use case still requires sending images instead of applying inference on the device one can consider sending images in batches instead of every image on its own. In this way, the high cost of establishing network connections can be reduced.

Interestingly, our findings on the relative proportion of energy spent on CNN inference compared to result transmission conflict with the findings of previous research [10]. We found that the energy spent on transmitting the inference result using LoRaWAN was roughly 2.5 times higher than the energy spent on inference for our models. In the case of Gior-dano et al. [10], however, inference result transmission via LoRa is significantly less energy-consuming than inference, even when using a smaller input image and model. While they do not provide precise figures for both measures, the discrepancy in transmission energy is likely due to our use of LoRaWAN compared to their use of raw LoRa. Nevertheless, this underlines the importance of practical evaluations using state-of-the-art technologies, as these can impact real-world deployment outcomes.

5 Limitations & Outlook

A general limitation of processing the data on the device rather than sending it is that the raw data is "lost" for possible future review or analysis. In cases where further examination or verification of the raw data is required, this approach is therefore not suitable.

Furthermore, the architecture of the model to be deployed on the microcontroller is constrained. With our approach, only relatively small original models could be compressed enough to fit on the chosen microcontroller. For larger models more powerful hardware would need to be explored. Also, ML frameworks for microcontrollers (such as ESP-DL in this case) are usually only supporting a subset of possible model operators. Unsupported operators would have to be implemented manually. If for example MNASNet or ShuffleNet could be deployed on the microcontroller even better model

performance on the chosen datasets is to be expected. Further, instead of compressing existing architectures, models specified for deployment on the specific microcontroller in use could be developed and optimized for energy efficiency, for example by means of Neural Architecture Search.

While only image classifiers were evaluated in this work, CNNs used for other image recognition tasks, such as object detection, segmentation or non-vision task such as handling audio data, could also be compressed and deployed on the ESP32-S3. Depending on the task, the size of the model output may vary, which may result in slight differences in power consumption during transmission.

Additional investigations of other network protocol settings could be useful. For example, image batching could be used to allow larger images to be transmitted over CoAP. Based on our findings, it may also be interesting to look at the energy saving options offered by some protocols. These allow some networks to reconnect faster, potentially saving some of the connection energy, which we found to be a large part of the total energy. However, more research is needed to see if these improve overall efficiency, as they come with an overhead for maintaining the current session settings after transmission.

6 Conclusion

This work expands the research on improving the energy efficiency of IoT applications by providing a comprehensive benchmark. This perspective evaluates multiple components that influence the energy consumption of an application, allowing the identification of the best combination of technologies to implement an operational application, and not merely optimizing a part of the application. The evaluation includes the selection of suitable models, communication protocols, and the sending strategy. It was found that only a few of the multiple architectures considered could be reasonably deployed on resource-constrained microcontrollers using post-training quantization. The evaluation of communication protocols shows different use-cases, evaluating the message size and the application layer protocol, and allows the transfer of the findings to other applications.

Performing on-device inference with embedded CNNs on microcontrollers like the ESP32-S3 can significantly reduce energy consumption in IoT-based environmental monitoring applications. By reducing the data of interest from a full 224×224 pixel image to just a single 8-bit class indicator through on-board inference, we achieve an energy savings factor of up to five regarding transmission energy at the sensing node — significantly prolonging device lifespan. This reduction promotes deployments in remote locations that lack broadband connectivity by making them

compatible with low-bandwidth LPWAN protocols. By leveraging EmbeddedML, IoT deployments can achieve greater sustainability and autonomy, ensuring long-term operation in resource-constrained environments while significantly reducing their energy footprint.

Acknowledgments

This work was funded by the German Federal Ministry for the Environment, Nature Conservation, Nuclear Safety and Consumer protection, Project TinyAIoT, Funding Nr. 67KI32002A.

References

- [1] Nurzaman Ahmed, Debashis De, and Iftekhar Hussain. 2018. Internet of Things (IoT) for Smart Precision Agriculture and Farming in Rural Areas. *IEEE Internet of Things Journal* 5, 6 (Dec. 2018), 4890–4899. doi:10.1109/JIOT.2018.2879579 Conference Name: IEEE Internet of Things Journal.
- [2] Stephan Patrick Baller, Anshul Jindal, Mohak Chadha, and Michael Gerndt. 2021. DeepEdgeBench: Benchmarking Deep Neural Networks on Edge Devices. doi:10.48550/arXiv.2108.09457
- [3] Justine Boulent, Samuel Foucher, Jérôme Théau, and Pierre-Luc St-Charles. 2019. Convolutional Neural Networks for the Automatic Identification of Plant Diseases. *Frontiers in Plant Science* 10 (July 2019). doi:10.3389/fpls.2019.00941 Publisher: Frontiers.
- [4] Gilles Callebaut, Guus Leenders, and others. 2018. Long range IoT connections: Experimental confirmation of the energy drain and exploration of escape routes. In *Proceedings of the 2018 symposium on information theory and signal processing in the benelux*. Werkgemeenschap voor Informatie-en Communicatietheorie (WIC).
- [5] Gilles Callebaut, Guus Leenders, Jarne Van Mulders, Geoffrey Ottoy, Lieven De Strycker, and Liesbet Van der Perre. 2021. The Art of Designing Remote IoT Devices—Technologies and Strategies for a Long Battery Life. *Sensors* 21, 3 (Jan. 2021), 913. doi:10.3390/s21030913 Number: 3 Publisher: Multidisciplinary Digital Publishing Institute.
- [6] Jia Deng, Wei Dong, Richard Socher, Li-Jia Li, Kai Li, and Li Fei-Fei. 2009. ImageNet: A large-scale hierarchical image database. In *2009 IEEE Conference on Computer Vision and Pattern Recognition*. 248–255. doi:10.1109/CVPR.2009.5206848
- [7] Harsh Desai, Matteo Nardello, Davide Brunelli, and Brandon Lucia. 2022. Camaroptera: A Long-range Image Sensor with Local Inference for Remote Sensing Applications. 21, 3 (2022), 1–25. doi:10.1145/3510850
- [8] Konstantinos P. Ferentinos. 2018. Deep learning models for plant disease detection and diagnosis. *Computers and Electronics in Agriculture* 145 (Feb. 2018), 311–318. doi:10.1016/j.compag.2018.01.009
- [9] Akshay Gadre, Zachary Machester, and Swarun Kumar. 2024. Adapting LoRa Ground Stations for Low-latency Imaging and Inference from LoRa-enabled CubeSats. 20, 5 (2024), 1–30. doi:10.1145/3675170
- [10] Marco Giordano, Philipp Mayer, and Michele Magno. 2020. A Battery-Free Long-Range Wireless Smart Camera for Face Detection. In *Proceedings of the 8th International Workshop on Energy Harvesting and Energy-Neutral Sensing Systems* (Virtual Event Japan, 2020-11-16). ACM, 29–35. doi:10.1145/3417308.3430273
- [11] Graham Gobieski, Brandon Lucia, and Nathan Beckmann. 2019. Intelligence Beyond the Edge: Inference on Intermittent Embedded Systems. In *Proceedings of the Twenty-Fourth International Conference on Architectural Support for Programming Languages and Operating Systems* (Providence RI USA, 2019-04-04). ACM, 199–213. doi:10.1145/3297858.3304011
- [12] Krešimir Grgić, Drago Žagar, Josip Balen, and Jelena Vlaović. 2020. Internet of Things in Smart Agriculture – Possibilities and Challenges. In *2020 International Conference on Smart Systems and Technologies (SST)*. 239–244. doi:10.1109/SST49455.2020.9264043
- [13] Samit Hasan, Scott West, Daniel S. Truesdell, and Benton H. Calhoun. 2025. Modeling and Prototyping of IoT-based Long Range Self-powered Image Sensing System. In *Proceedings of the 13th International Workshop on Energy Harvesting and Energy-Neutral Sensing Systems* (Irvine CA USA, 2025-05-06). ACM, 23–29. doi:10.1145/3722572.3727930
- [14] Gao Huang, Zhuang Liu, Laurens van der Maaten, and Kilian Q. Weinberger. 2017. Densely Connected Convolutional Networks. In *Proceedings of the IEEE Conference on Computer Vision and Pattern Recognition (CVPR)*.
- [15] David P. Hughes and Marcel Salathe. 2016. An open access repository of images on plant health to enable the development of mobile disease diagnostics. doi:10.48550/arXiv.1511.08060
- [16] Forrest N. Iandola, Matthew W. Moskewicz, Khalid Ashraf, Song Han, William J. Dally, and Kurt Keutzer. 2016. SqueezeNet: AlexNet-level accuracy with 50x fewer parameters and <1MB model size. *CoRR abs/1602.07360* (2016). arXiv:1602.07360 <http://arxiv.org/abs/1602.07360>
- [17] Muhammad Imran, Khursheed Khursheed, Najeem Lawal, Mattias O’Nils, and Naem Ahmad. 2012. Implementation of Wireless Vision Sensor Node for Characterization of Particles in Fluids. *IEEE Transactions on Circuits and Systems for Video Technology* 22, 11 (Nov. 2012), 1634–1643. doi:10.1109/TCSVT.2012.2202189 Conference Name: IEEE Transactions on Circuits and Systems for Video Technology.
- [18] Yiping Kang, Johann Hauswald, Cao Gao, Austin Rovinski, Trevor Mudge, Jason Mars, and Lingjia Tang. 2017. Neurosurgeon: Collaborative Intelligence Between the Cloud and Mobile Edge. In *Proceedings of the Twenty-Second International Conference on Architectural Support for Programming Languages and Operating Systems* (Xi’an China, 2017-04-04). ACM, 615–629. doi:10.1145/3037697.3037698
- [19] Višnja Krizanović, Krešimir Grgić, Josip Spišić, and Drago Žagar. 2023. An Advanced Energy-Efficient Environmental Monitoring in Precision Agriculture Using LoRa-Based Wireless Sensor Networks. *Sensors* 23, 14 (Jan. 2023), 6332. doi:10.3390/s23146332 Number: 14 Publisher: Multidisciplinary Digital Publishing Institute.
- [20] Seulki Lee and Shahriar Nirjon. 2019. Neuro.ZERO: a zero-energy neural network accelerator for embedded sensing and inference systems. In *Proceedings of the 17th Conference on Embedded Networked Sensor Systems* (New York New York, 2019-11-10). ACM, 138–152. doi:10.1145/3356250.3360030
- [21] Qianlin Liang, Prashant Shenoy, and David Irwin. 2020. AI on the Edge: Rethinking AI-based IoT Applications Using Specialized Edge Architectures. doi:10.48550/arXiv.2003.12488
- [22] Ji Lin, Wei-Ming Chen, Yujun Lin, John Cohn, Chuang Gan, and Song Han. 2020. MCUNet: Tiny Deep Learning on IoT Devices. In *Advances in Neural Information Processing Systems* (2020), Vol. 33. Curran Associates, Inc., 11711–11722. https://papers.nips.cc/paper_files/paper/2020/hash/86c51678350f656dcc7f490a43946ee5-Abstract.html
- [23] LoRa Alliance, Inc. 2017. *LoRaWAN™ 1.1 Regional Parameters*. Technical Report. <https://resources.lora-alliance.org/technical-specifications/lorawan-regional-parameters-v1-1ra>
- [24] LoRa Alliance, Inc. 2017. *LoRaWAN™ 1.1 Specification*. Technical Report. <https://resources.lora-alliance.org/technical-specifications/lorawan-specification-v1-1>
- [25] Kais Mekki, Eddy Bajic, Frederic Chaxel, and Fernand Meyer. 2019. A comparative study of LPWAN technologies for large-scale IoT deployment. *ICT express* 5, 1 (2019), 1–7.
- [26] Aimé Cedric Muhoza, Emmanuel Bergeret, Corinne Brdys, and Francis Gary. 2023. Power consumption reduction for IoT devices thanks to

- Edge-AI: Application to human activity recognition. *Internet of Things* 24 (Dec. 2023), 100930. doi:10.1016/j.iot.2023.100930
- [27] Markus Nagel, Mart van Baalen, Tijmen Blankevoort, and Max Welling. 2019. Data-free quantization through weight equalization and bias correction. In *Proceedings of the IEEE/CVF international conference on computer vision*. 1325–1334.
- [28] Karan Nair, Janhavi Kulkarni, Mansi Warde, Zalak Dave, Vedashree Rawalgaonkar, Ganesh Gore, and Jonathan Joshi. 2015. Optimizing power consumption in iot based wireless sensor networks using Bluetooth Low Energy. In *2015 International Conference on Green Computing and Internet of Things (ICGCIoT)*. 589–593. doi:10.1109/ICGCIoT.2015.7380533
- [29] Tom Niers, Jan Stenkamp, Nick Jakuschona, and Thomas Bartoschek. 2022. MULTI-SENSOR FEEDER: AUTOMATED AND EASY-TO-USE BIRDS MONITORING TOOL FOR CITIZENS. *The International Archives of the Photogrammetry, Remote Sensing and Spatial Information Sciences* XLVIII-4/W1-2022 (2022), 329–336. doi:10.5194/isprs-archives-XLVIII-4-W1-2022-329-2022
- [30] OASIS MQTT Technical Committee. 2019. *MQTT Version 5.0*. OASIS Standard. OASIS. <https://mqtt.org/mqtt-specification/> Published on 07 March 2019.
- [31] Vaishnavi Pandey, Utkarsh Tripathi, Vimal Kumar Singh, Youvraj Singh Gaur, and Deepak Gupta. 2024. Survey of Accuracy Prediction on the PlantVillage Dataset using different ML techniques. *EAI Endorsed Transactions on Internet of Things* 10 (2024). doi:10.4108/eetiot.4578
- [32] J. Arun Pandian and Gopal Geetharamani. 2019. Data for: Identification of Plant Leaf Diseases Using a 9-layer Deep Convolutional Neural Network. 1 (April 2019). doi:10.17632/tywbtsjrjv.1 Publisher: Mendeley Data.
- [33] Monirul Islam Pavel, Syed Mohammad Kamruzzaman, Sadman Sakib Hasan, and Saifur Rahman Sabuj. 2019. An IoT based plant health monitoring system implementing image processing. In *2019 IEEE 4th international conference on computer and communication systems (ICCCS)*. IEEE, 299–303.
- [34] Marko Pavelic, Vatroslav Bajt, and Mario Kusek. 2018. Energy efficiency of machine-to-machine protocols. In *2018 41st International Convention on Information and Communication Technology, Electronics and Microelectronics (MIPRO)*. 0361–0366. doi:10.23919/MIPRO.2018.8400069
- [35] Dexmont Pena, Andrew Foremski, Xiaofan Xu, and David Moloney. 2017. Benchmarking of CNNs for low-cost, low-power robotics applications. In *RSS 2017 workshop: New frontier for deep learning in robotics*. 1–5.
- [36] Rakandhiya D. Rachmanto, Zaki Sukma, Ahmad N. L. Nabhaan, Arief Setyanto, Ting Jiang, and In Kee Kim. 2024. Characterizing Deep Learning Model Compression with Post-Training Quantization on Accelerated Edge Devices. In *2024 IEEE International Conference on Edge Computing and Communications (EDGE)*. IEEE, Shenzhen, China, 110–120. doi:10.1109/EDGE62653.2024.00023
- [37] Syed Mujtaba Hassan Rizvi, Asma Naseer, Shafiq Ur Rehman, Sheeraz Akram, and Volker Gruhn. 2024. Revolutionizing Agriculture: Machine and Deep Learning Solutions for Enhanced Crop Quality and Weed Control. *IEEE Access* 12 (2024), 11865–11878. doi:10.1109/ACCESS.2024.3355017
- [38] Mark Sandler, Andrew Howard, Menglong Zhu, Andrey Zhmoginov, and Liang-Chieh Chen. 2018. MobileNetV2: Inverted Residuals and Linear Bottlenecks. In *Conference on Computer Vision and Pattern Recognition*. IEEE, Salt Lake City, UT, 4510–4520. doi:10.1109/CVPR.2018.00474
- [39] Khurram Shahzad and Bengt Oelmann. 2014. A comparative study of in-sensor processing vs. raw data transmission using ZigBee, BLE and Wi-Fi for data intensive monitoring applications. In *2014 11th International Symposium on Wireless Communications Systems (ISWCS)*. 519–524. doi:10.1109/ISWCS.2014.6933409 ISSN: 2154-0225.
- [40] Zach Shelby, Klaus Hartke, and Carsten Bormann. 2014. *The Constrained Application Protocol (CoAP)*. Request for Comments RFC 7252. Internet Engineering Task Force. doi:10.17487/RFC7252 Num Pages: 112.
- [41] Muhammad Shoaib, Babar Shah, Shaker EI-Sappagh, Akhtar Ali, Asad Ullah, Fayadh Alenezi, Tsanko Gechev, Tariq Hussain, and Farman Ali. 2023. An advanced deep learning models-based plant disease detection: A review of recent research. *Frontiers in Plant Science* 14 (March 2023). doi:10.3389/fpls.2023.1158933 Publisher: Frontiers.
- [42] Rashmi Sharan Sinha, Yiqiao Wei, and Seung-Hoon Hwang. 2017. A survey on LPWA technology: LoRa and NB-IoT. *ICT Express* 3, 1 (2017), 14–21. doi:10.1016/j.ict.2017.03.004
- [43] Mingxing Tan, Bo Chen, Ruoming Pang, Vijay Vasudevan, Mark Sandler, Andrew Howard, and Quoc V. Le. 2019. MnasNet: Platform-Aware Neural Architecture Search for Mobile. In *2019 IEEE/CVF Conference on Computer Vision and Pattern Recognition (CVPR)*. 2815–2823. doi:10.1109/CVPR.2019.00293
- [44] Antonis Tzounis, Nikolaos Katsoulas, Thomas Bartzanas, and Constantinos Kittas. 2017. Internet of Things in agriculture, recent advances and future challenges. *Biosystems Engineering* 164 (Dec. 2017), 31–48. doi:10.1016/j.biosystemseng.2017.09.007
- [45] C. Wah, S. Branson, P. Welinder, P. Perona, and S. Belongie. 2011. *The Caltech-UCSD Birds-200-2011 Dataset*. Technical Report CNS-TR-2011-001. California Institute of Technology.
- [46] Jingjin Wu, Yujing Zhang, Moshe Zukerman, and Edward Kai-Ning Yung. 2015. Energy-efficient base-stations sleep-mode techniques in green cellular networks: A survey. *IEEE communications surveys & tutorials* 17, 2 (2015), 803–826.
- [47] Xingzhou Zhang, Yifan Wang, and Weisong Shi. 2018. pCAMP: Performance comparison of machine learning packages on the edges. In *USENIX workshop on hot topics in edge computing (HotEdge 18)*. USENIX Association, Boston, MA. <https://www.usenix.org/conference/hotedge18/presentation/zhang>
- [48] Xiangyu Zhang, Xinyu Zhou, Mengxiao Lin, and Jian Sun. 2018. ShuffleNet: An Extremely Efficient Convolutional Neural Network for Mobile Devices. In *2018 IEEE/CVF Conference on Computer Vision and Pattern Recognition*. 6848–6856. doi:10.1109/CVPR.2018.00716

Received 02 July 2025; revised xx March xxxx; accepted xx June xxxx